

23

Ημερήσιο Δελτίο
Συναλλακτικής Δραστηριότητας

Daily Official List
of Trading Activity

Wednesday, 31 May, 2023

Year: 144 Trading Day No: 101



ATHEXGROUP
Athens Exchange Group

Disclaimer:

Hellenic Exchanges-Athens Stock Exchange S.A endeavours to ensure that the data and other material ("Information") presented on the Daily Official List are accurate and complete, but it is not liable for any errors or omissions of data or /and for the accuracy, credibility, updating and completeness of the aforesaid information nor it has any liability arising directly or indirectly from the use of the above Information.

The Company is not liable for the accuracy of the data included in listed companies' announcements. Only the sender of such an announcement is fully and solely liable for any infringement of third party's rights from the content of such announcement. All contents of the Daily Official List are provided only for information purposes and do not constitute investment advice or solicitation to invest in securities or other products listed for trading on the Exchange.

You acknowledge and agree that the Company is the owner of any property rights related to any Information appearing on the Daily Official List including intellectual property rights copyright, trademarks, etc.

The above data are a property of the Hellenic Exchanges-Athens Exchange and are copyright protected. Users are forbidden to reproduce, modify, copy, sale, transmit or redistribute, by all reproduction means and methods, part or the whole of the above data, without reference to their source.

The commercial exploitation of these data is, also, forbidden by third parties. Hellenic Exchanges-Athens Exchange does not carry any responsibility, direct or indirect, derived from usage or accidental alteration of the above data when used by third parties.

Hellenic Exchanges – Athens Stock Exchange S.A.

110 Athinon Ave., 10442 Athens, Tel: (210) 33.66.800, Fax: (210) 32.13.938

www.athexgroup.gr

Thessalonica Stock Exchange Center (T.S.E.C)

16-18 Katouni Str., Thessalonica 546 25 Tel: (2310) 567.667, Fax: (2310) 530.545

Athex Members Guarantee Fund

14-16 Fidiou Str., Athens 106 78, Tel: (210) 33.04.682, Fax: (210) 33.04.155

Hellenic Republic Capital Market Commission

1 Kolokotroni Str. & 1 Stadiou Str., Athens 10562 Tel: (210) 33.77.100 Fax: (210) 33.77.173

Table of Contents

Section 1: Statistical Figures of Securities, Derivatives and Lending

Summary of Markets

Athex Indices

Analytic Figures for Athex Market's Boards and Categories

Trading Details by Athex Sectors and Financial Instruments (ETFs)

Top 10 best & worst performing Shares

Derivatives Summary

Section 2: Analytic Figures of Shares Transactions

Analytic Figures of Shares Transactions

Shares' Notes

Section 3: Figures of Securities Transactions

Securities Blocks Details

Shares Rights Details

Stock Borrowing

Forced Sales Details

Forced Sales Registered Shares

Exchange Traded Funds (ETFs) Characteristics

Section 5: Bonds traded in Fixed Income Assets Market

Convertible Corporate Bonds - Regulated Market

Non Convertible Corporate Bonds - Regulated Market

Government Bonds

Treasury Bills & Zero Coupon Government Bonds

Government Bonds Traded with the Open Outcry Method

State Banks Bonds

Section 6: Additional Infos

Athex & ATHEXClear Members List

List of Stocks under Market Making operations

Section 7: Derivatives Market Analytic Figures

Index Futures

Stock Futures

Index Options

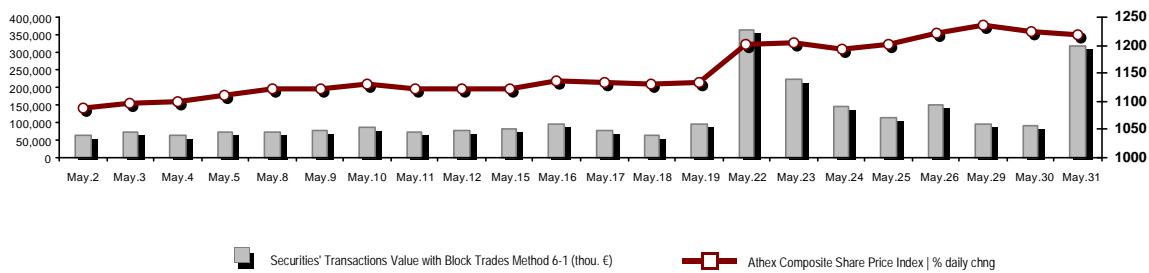
Stock Options

Stock Lending Analytic Figures

Appendix A: Sectors codification for listed companies

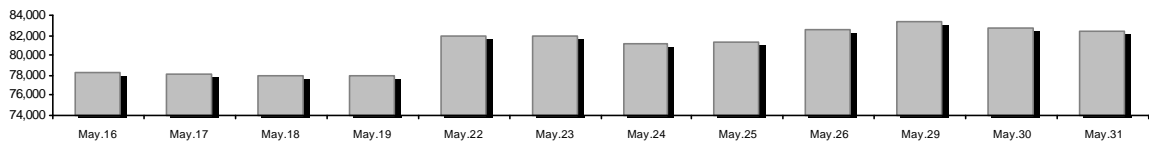
Summary of Markets

Athex Composite Share Price Index vs Shares and Derivatives Transactions Value

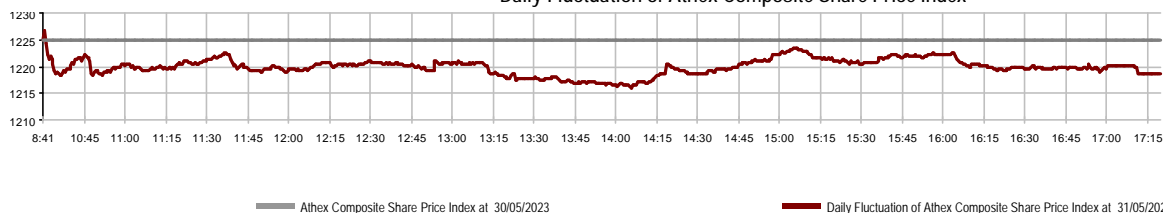


Athex Capitalisation (mill. €) **:	82,386.02	Derivatives Total Open Interest	469,681
Daily change: mill. € %	-334.18 -0.40%	in Index Futures % daily chng	8,152 0.37%
Yearly Avg Capitalisation: mill. € % chng prev year Avg	73,886.05 17.17%	in Stock Futures % daily chng	459,075 -0.13%
Athex Composite Share Price Index % daily chng	1,218.65 -0.52%	in Index Options % daily chng	1,632 1.49%
Athex Composite Share Price Index Capitalisation (mill. €)	75,086.52	in Stock Options % daily chng	822 -2.38%
Daily change (mill. €)	-374.04		
Securities' Transactions Value with Block Trades Method 6-1 (t)	320,400.43	Derivatives Contracts Volume:	33,228
Daily change: %	230,080.69 254.74%	Daily change: pieces %	3,583 12.09%
YtD Avg Trans. Value: thou. € % chng prev year Avg	107,147.95 48.30%	YtD Avg Derivatives Contracts % chng prev year Avg	46,057 34.08%
Blocks Transactions Value of Method 6-1 (thou. €)	14,344.30	Derivatives Trades Number:	1,747
Blocks Transactions Value of Method 6-2 & 6-3 (thou. €)	76.89	Daily change: number %	-106 -5.72%
Bonds Transactions Value (thou.€)	833.11	YtD Avg Trades number % chng prev year Avg	2,401 16.87%
Securities' Transactions Volume with Block Trades Method 6-1 (tho)	56,729.89	Lending Total Open Interest	212,397
Daily change: thou. pieces %	35,825.72 171.38%	Daily change: pieces %	11,414 5.68%
YtD Avg Volume: % chng prev year Avg	40,284.49 42.09%	Lending Volume (Multilateral/Bilateral)	7
Blocks Transactions Volume of Method 6-1 (thou. Pieces)	1,161.51	Daily change: pieces %	-36,260
Blocks Transactions Volume of Method 6-2 & 6-3 (thou. Pieces)	13.49	Multilateral Lending	7
Bonds Transactions Volume	887,000	Bilateral Lending	0
Securities' Trades Number with Block Trades Method 6-1	47,386	Lending Trades Number:	4
Daily change: number %	9,870 26.31%	Daily change: %	-8
YtD Avg Trades number % chng prev year Avg	36,220 23.13%	Multilateral Lending Trades Number	4
Number of Blocks Method 6-1	13	Bilateral Lending Trades Number	0
Number of Blocks Method 6-2 & 6-3	5		
Number of Bonds Transactions	191		

Athex Capitalisation (mill. €) **



Daily Fluctuation of Athex Composite Share Price Index



Athex Indices

Index name	31/05/2023	30/05/2023	pts.	%	Min	Max	Year min	Year max	Year change
Athex Composite Share Price Index	1,218.65 €	1,225.07	-6.42	-0.52%	1,216.08	1,226.78	929.79	1,240.22	31.07% #
Athex ESG Index	1,382.81 €	1,391.89	-9.08	-0.65%	1,382.24	1,394.77	1,057.52	1,414.46	30.74% #
FTSE/Athex Large Cap	2,946.30 €	2,968.49	-22.19	-0.75%	2,946.30	2,975.21	2,250.77	3,018.91	30.86% #
FTSE/Athex Mid Cap Index	1,826.07 €	1,837.41	-11.34	-0.62%	1,820.29	1,837.41	1,411.43	1,841.98	29.38% #
FTSE/ATHEX High Dividend Yield Index	3,670.21 €	3,701.94	-31.73	-0.86%	3,662.28	3,706.15	3,028.28	3,751.69	21.20% #
FTSE/ATHEX Global Traders Index Plus	3,434.73 #	3,429.71	5.02	0.15%	3,403.81	3,435.41	2,616.09	3,456.47	31.29% #
FTSE/ATHEX Mid & Small Cap Factor-Weighted Ind	5,151.29 #	5,050.22	101.07	2.00%	5,035.73	5,151.29	4,353.12	5,151.29	17.19% #
ATHEX Select Index Plus	4,057.66 €	4,091.99	-34.33	-0.84%	4,042.57	4,091.99	3,071.06	4,104.86	32.13% #
ATHEX Select Index	6,038.65 #	5,906.98	131.67	2.23%	5,901.91	6,043.62	4,343.88	6,091.85	39.02% #
FTSE/Athex Market Index	702.23 €	707.44	-5.21	-0.74%	702.12	708.82	539.21	717.93	30.20% #
Athex Composite Index Total Return Index	2,169.08 €	2,180.18	-11.10	-0.51%	2,164.52	2,183.55	1,641.17	2,207.13	32.17% #
FTSE/Athex Large Cap Total Return	4,749.62 €	4,785.39	-35.77	-0.75%			3,623.42	4,843.28	31.90% #
FTSE/Athex Mid Cap Total Return	2,411.94 €	2,426.92	-14.98	-0.62%			1,881.61	2,426.92	29.84% #
Hellenic Mid & Small Cap Index	1,755.46 €	1,759.06	-3.60	-0.20%	1,747.71	1,759.52	1,365.14	1,768.80	28.59% #
FTSE/Athex Banks	958.27 €	976.53	-18.26	-1.87%	958.27	979.62	640.09	1,024.93	49.60% #
FTSE/Athex Insurance	2,835.70 #	2,812.77	22.93	0.82%	2,812.77	2,873.91	2,652.26	3,042.07	-3.39% €
FTSE/Athex Financial Services	1,263.57 €	1,290.07	-26.50	-2.05%	1,246.01	1,290.07	672.72	1,375.02	84.35% #
FTSE/Athex Industrial Goods & Services	6,725.59 #	6,645.17	80.42	1.21%	6,566.77	6,734.34	4,603.86	6,734.34	45.00% #
FTSE/Athex Retail	1,260.87 €	1,280.69	-19.82	-1.55%	1,244.02	1,280.69	901.21	1,284.98	39.91% #
FTSE/ATHEX Real Estate	4,301.38 €	4,330.06	-28.68	-0.66%	4,278.65	4,336.62	3,750.22	4,461.05	5.60% #
FTSE/Athex Consumer Goods & Services	12,432.01 €	12,678.33	-246.32	-1.94%	12,389.03	12,678.68	8,974.47	13,239.61	35.75% #
FTSE/Athex Food & Beverage	10,365.69 €	10,496.87	-131.18	-1.25%	10,315.44	10,496.87	8,101.49	11,188.59	22.43% #
FTSE/Athex Basic Resources	8,493.63 #	8,467.94	25.69	0.30%	8,355.36	8,534.69	6,463.31	8,534.69	30.88% #
FTSE/Athex Construction & Materials	4,169.16 €	4,176.66	-7.50	-0.18%	4,138.20	4,184.40	3,204.90	4,211.31	30.09% #
FTSE/Athex Energy	5,487.52 #	5,388.47	99.05	1.84%	5,388.47	5,546.46	4,780.16	5,856.79	9.10% #
FTSE/Athex Travel & Leisure	2,786.96 €	2,787.63	-0.67	-0.02%	2,786.96	2,860.60	2,196.17	2,875.50	25.69% #
FTSE/Athex Technology	2,566.93 #	2,535.97	30.96	1.22%	2,535.97	2,574.49	2,047.81	2,574.49	24.96% #
FTSE/Athex Telecommunications	4,001.40 #	3,967.69	33.71	0.85%	3,967.69	4,037.60	3,511.53	4,391.80	-1.73% €
FTSE/Athex Utilities	5,800.66 €	5,842.54	-41.88	-0.72%	5,758.14	5,844.05	4,598.77	5,900.30	26.14% #
FTSE/Athex Health Care	407.57 €	410.97	-3.40	-0.83%	407.57	413.23	390.59	469.84	-2.70% €
FTSE/Athex Personal Products	7,397.10 €	7,705.68	-308.58	-4.00%	7,396.38	7,705.68	6,441.87	7,905.24	11.97% #
Athex All Share Index	287.77 €	288.98	-1.21	-0.42%	287.77	287.77	231.11	291.43	24.99% #
MSCI GREECE REBASED	4,644.56 €	4,679.70	-35.14	-0.75%	4,644.56	4,688.53	4,125.04	4,807.36	---
Hellenic Corporate Bond Index	123.20 #	122.99	0.21	0.17%			118.78	123.20	3.54% #
Hellenic Corporate Bond Price Index	88.01 #	87.87	0.14	0.16%			85.96	88.01	2.07% #

Note 1: FTSE/Med 100, Hellenic Corporate Bond Price Index and Hellenic Corporate Bond Index closing prices refer to the previous trading day of 29/05/2023.

Note 2: The Hellenic Mid & Small Cap Index is a Customized index calculated by the Athens Exchange.

Analytic Figures for Athex Market's Boards and Categories

	Total Traded Securities	Main Market	Surveillance	Exchange Traded Funds (ETFs)
Totals	127	114	12	1
Gain / Lose / Same:	60 / 47 / 20	57 / 41 / 16	3 / 5 / 4	0 / 1 / 0
Athex Capitalisation (mill. €) **	82,386.02	82,015.55	370.47	
Daily Average Trans/ons Value(thou.€)	107,147.95	106,898.55	255.64	39.69
Transactions Value	320,477.31	320,022.71	453.70	0.90
Main Board:	306,056.12	305,601.52	453.70	0.90
Blocks Board 6_2_3:	14,421.19	14,421.19	0.00	0.00
Forced Sales Board:	0.00	0.00	0.00	0.00
Special Terms Board:	0.00	0.00	0.00	0.00
Daily Average Transactions Volume	40,284,487	39,131,882	1,159,180	1,507
Transactions Volume	56,743,378	55,559,670	1,183,678	30
Main Board:	55,568,376	54,384,668	1,183,678	30
Blocks Board 6_2_3:	1,175,002	1,175,002	0	0
Forced Sales Board:	0	0	0	0
Special Terms Board:	0	0	0	0
Daily Average Number of Trades	36,220	35,970	247	3
Number of Trades	47,391	47,091	298	2
Main Board:	47,373	47,073	298	2
Blocks Board 6_2_3:	18	18	0	0
Forced Sales Board:	0	0	0	0
Special Terms Board:	0	0	0	0

Trading Details by Athex Sectors and Financial Instruments (ETFs)

Code	Sectors	Gain / Lose / Same	Number of Trades	Transactions Volume	Transactions Value	% of Total Trans. Value
3010	- Banks	1 / 5 / 0	11,118	35,882,216	70,041,276.11	21.86%
5510	- Basic Resources	7 / 5 / 3	1,247	398,106	1,321,855.68	0.41%
5010	- Construction & Materials	7 / 4 / 3	3,047	2,213,585	7,278,455.68	2.27%
4020	- Consumer Products & Services	4 / 2 / 1	4,017	1,278,129	22,377,590.74	6.98%
6010	- Energy	2 / 1 / 1	4,930	1,553,641	34,890,687.43	10.89%
12000	- Financial Instruments	0 / 1 / 0	2	30	899.75	0.00%
3020	- Financial Services	2 / 1 / 1	1,140	307,016	1,538,286.42	0.48%
4510	- Food Beverage & Tobacco	2 / 5 / 1	170	83,461	738,893.41	0.23%
2010	- Health Care	2 / 1 / 0	314	645,778	322,421.05	0.10%
5020	- Industrial Goods & Services	9 / 5 / 3	3,532	1,919,488	33,889,303.23	10.57%
3030	- Insurance	1 / 0 / 0	11	1,200	4,435.80	0.00%
4030	- Media	0 / 1 / 1	55	98,653	52,937.46	0.02%
4520	- Personal Care, Drug & Grocery Stores	1 / 2 / 0	417	396,131	2,932,232.64	0.91%
3510	- Real Estate	4 / 3 / 4	1,718	713,286	1,962,120.15	0.61%
4040	- Retail	3 / 2 / 0	497	180,326	736,274.68	0.23%
1010	- Technology	8 / 3 / 0	1,523	539,656	2,098,747.39	0.65%
1510	- Telecommunications	2 / 0 / 0	3,525	3,468,870	49,646,721.06	15.49%
4050	- Travel & Leisure	4 / 2 / 2	6,420	4,653,721	61,722,869.97	19.26%
6510	- Utilities	1 / 4 / 0	3,708	2,410,085	28,921,304.59	9.02%

Top 10 best & worst performing Shares

Main Market

With positive Price change	Closing price	change	With negative Price change	Closing price	change
KEKROPS SA (CR)	1.26	16.13% #	GR. SARANTIS S.A. (CR)	7.42	-4.38% €
AVAX S.A. (CR)	1.138	6.55% #	HELLENIC EXCHANGES-A.S.E. (CR)	4.91	-4.10% €
LAVIPHARM SA (CR)	0.48	4.80% #	EYDAP S.A. (CR)	6.53	-3.97% €
MOTODYNAMICS S.A. (CR)	3.65	4.29% #	NATIONAL BANK (CR)	5.8	-3.17% €
MIG (CR)	5.08	3.67% #	FOURLIS (CR)	4.4	-3.08% €
ENTERSOFT (CR)	5.06	3.48% #	THRACE PLASTICS SA (CR)	4.34	-2.36% €
PREMIA (CR)	1.3	3.34% #	JUMBO SA (CR)	21.7	-2.25% €
FLEXOPACK SA (CR)	8.55	3.01% #	EUROBANK HOLDINGS (CR)	1.46	-1.88% €
PROFILE SA (CR)	3.9	2.90% #	AVE (CR)	0.532	-1.84% €
EKTER SA (CR)	1.665	2.78% #	ALPHA REAL ESTATE SA(CR)	7.58	-1.56% €
With the highest Transactions Value	Value (thou. €)	change	With the highest Transactions Volume	Volume	change
OPAP (CR)	58,837.52	-0.19% €	ALPHA SERVICES HOLD (CR)	17,386,486	-1.42% €
OTE (CR)	49,613.87	0.84% #	EUROBANK HOLDINGS (CR)	11,294,296	-1.88% €
MOTOR OIL (CR)	33,754.00	2.29% #	PIRAEUS FINANCIAL HOLD (CR)	4,129,993	-0.29% €
MYTILINEOS (CR)	31,881.72	1.44% #	OPAP (CR)	3,675,380	-0.19% €
ALPHA SERVICES HOLD (CR)	24,144.21	-1.42% €	OTE (CR)	3,464,145	0.84% #
NATIONAL BANK (CR)	17,886.03	-3.17% €	NATIONAL BANK (CR)	3,068,166	-3.17% €
TERNA ENERGY (CR)	17,407.88	0.30% #	MOTOR OIL (CR)	1,399,495	2.29% #
EUROBANK HOLDINGS (CR)	16,539.73	-1.88% €	MYTILINEOS (CR)	1,083,142	1.44% #
JUMBO SA (CR)	13,476.45	-2.25% €	ELLAKTOR (CR)	1,042,813	0.44% #
PIRAEUS FINANCIAL HOLD (CR)	11,423.04	-0.29% €	PPC (CR)	1,023,161	-0.75% €

Note: Stocks that are not included in the "Under Supervision" category, and the transactions value is more than 10,000 €.

Derivatives Summary

	Number of Trades	Volume	Open Interest
Index Futures	150	837	8,152
FTSE/Athex Banks	11	92	1,700
FTSE/Athex Large Cap	139	745	6,268
MSCI GREECE REBASED	0	0	184
Stock Futures	1,590	32,306	459,075
ADMIE (IPTO) HOLDING S.A. (CR)	24	190	14,536
AEGEAN AIRLINES (CR)	61	267	1,786
ALPHA SERVICES HOLD (CR)	306	14,594	202,573
AUTOHELLAS SA (CR)	0	0	92
AVAX S.A. (CR)	23	74	521
CC HBC AG (CR)	2	6	232
CENERGY HOLDINGS (CB)	32	114	5,618
ELLAKTOR (CR)	20	59	1,069
ELVALHALCOR (CR)	17	77	1,500
EUROBANK HOLDINGS (CR)	156	5,104	45,273
EYDAP S.A. (CR)	5	11	521
FOURLIS (CR)	16	49	916
GEK TERNA (CR)	3	5	8,168
HELLENIC EXCHANGES-A.S.E. (CR)	44	177	2,479
HELLENIQ ENERGY (CR)	15	33	1,576
INTRACOM HOLDINGS (CR)	12	39	4,649
INTRAKAT (CR)	14	73	10,479
JUMBO SA (CR)	13	36	395
LAMDA DEVELOPMENT SA (CR)	18	44	5,697
MIG (CR)	33	197	1,375
MOTOR OIL (CR)	67	262	2,085
MYTILINEOS (CR)	50	178	2,468
NATIONAL BANK (CR)	215	2,154	21,682
OPAP (CR)	9	45	1,647
OTE (CR)	76	516	12,206
P.P.A. S.A. (CR)	0	0	356
PIRAEUS FINANCIAL HOLD (CR)	182	7,028	68,821
PPC (CR)	54	364	22,349
QUEST HOLDINGS (CR)	1	1	212
TERNA ENERGY (CR)	68	321	12,247
TITAN CEMENT (CB)	4	12	506
VIOHALCO SA/NV (CB)	50	276	5,041
Index Options	5	70	1,632
FTSE/Athex Large Cap	5	70	1,632
Stock Options	2	15	822
ALPHA SERVICES HOLD (CR)	1	4	20
NATIONAL BANK (CR)	0	0	287
OPAP (CR)	0	0	50
OTE (CR)	0	0	30
PIRAEUS FINANCIAL HOLD (CR)	0	0	5
PPC (CR)	1	11	430
Total Derivatives Traded	1,747	33,228	469,681

Number of Outstanding Securities	Nominal Value	Dividends [1]			Date of Last Coupon		Note	Shares	Closing price	% change	Previous closing price/date	Open price	Price min	Price max	Last price	Avg price	Last Bid [7]	Last Ask [7]	P/E after tax	Year	Volume	Trades	Transactions Value[8]	Company Mkt Value (thou. €)	Year low	Year high	Sector[4]
		2020	2021	2022	Dividend [2]	Right																					
2,348,908,567	0.290	---	---	---	07/04/2008	18/04/2017	---	ALPHA SERVICES HOLD (CR)	1.3855	-1.42	€ 1.4055	30/05/2023	1.405	1.3855	1.4055	1.3855	1.389235310@1.39	1000@1.39	---	---	17,386,486	3,681	24,144,206.31	3,254,412.82	1.0015	1.513	30101010
45,033,921	0.050	---	---	---	04/06/2008	27/03/2023	---	ATTICA BANK S.A. (CR)	12.7	0.32	€ 12.66	30/05/2023	12.66	12.56	12.88	12.7	12.697 179@12.70	537@12.88	---	---	1,366	17	17,344.06	571,930.80	10.62	48.75	30101010
18,176,934	1.00	---	---	---	27/01/2023	---	---	AUSTRIACARD (CB)	13.9	0.72	€ 13.8	30/05/2023	13.9	13.5	14	13.9	13.703 154@13.50	396@13.90	---	---	22,748	184	311,720.40	252,659.38	10.4	14	10101010
48,624,764	0.080	0.23	0.46	0.65	24/04/2023	05/12/2022	---	AUTOHELLAS SA (CR)	14.38	0.28	€ 14.34	30/05/2023	14.34	14.12	14.46	14.38	14.333 250@14.12	4630@14.38	---	---	618,453	1,668	8,864,483.80	699,224.11	10.06	14.76	40201040
190,162,681	---	---	---	---	07/12/2016	---	---	CENERGY HOLDINGS (CB)	5.69	0.35	€ 5.67	30/05/2023	5.68	5.54	5.74	5.69	5.672 547@5.68	1259@5.69	---	---	245,356	691	1,391,741.73	1,082,025.65	3.015	5.74	50202010
372,553,049	6.70	0.64	0.71	0.78	25/05/2023	29/04/2013	---	CC HBC AG (CR)	27.65	-1.25	€ 28	30/05/2023	27.62	27.51	27.98	27.65	27.602 135@27.65	785@27.95	---	---	6,388	81	176,323,601.00	3,101,091.80	21.54	29.91	45101020
3,710,677,508	0.220	---	---	---	02/05/2008	20/05/2019	---	EUROBANK HOLDINGS (CR)	1.46	-1.88	€ 1.488	30/05/2023	1.476	1.4585	1.504	1.46	1.464 69625@1.46	4500@1.47	---	---	11,294,296	1,994	16,539,725.79	5,417,589.16	1.0495	1.72	30101010
52,131,944	1.00	---	0.1102	---	30/06/2022	23/07/2019	---	FOURLIS (CR)	4.4	-3.08	€ 4.54	30/05/2023	4.5	4.37	4.5	4.4	4.399 800@4.38	3810@4.40	---	---	111,349	339	489,840.75	229,380.55	3.26	4.56	40401010
305,635,185	2.18	0.1	0.1	0.3	11/01/2023	01/10/2003	---	HELLENIO ENERGY (CR)	7.99	0.63	€ 7.94	30/05/2023	7.94	7.89	8.04	7.99	7.985 500@7.97	6467@8.00	---	---	139,818	374	1,116,477.59	2,442,025.13	6.93	8.68	60101020
83,600,000	0.880	---	---	---	03/07/2007	23/09/2022	---	INTRACOM HOLDINGS (CR)	1.922	-0.21	€ 1.926	30/05/2023	1.926	1.916	1.946	1.922	1.925 3762@1.92	2400@1.93	---	---	69,128	110	133,046.85	160,679.20	1.678	2.12	10101010
160,523,985	0.300	---	---	---	12/08/2008	30/12/2022	---	INTRAKAT (CR)	1.856	---	€ 1.856	30/05/2023	1.856	1.826	1.86	1.856	1.846 20@1.84	5500@1.86	---	---	163,007	252	300,981.95	297,932.52	1.366	1.88	50101010
136,059,759	0.880	0.77	0.77	---	21/03/2023	05/03/2014	---	JUMBO SA (CR)	21.7	-2.25	€ 22.2	30/05/2023	22.2	21.66	22.2	21.7	21.754 2551@21.68	948@21.90	---	---	619,494	2,223	13,476,449.42	2,952,496.77	15.61	23.4	40203045
176,736,715	0.300	---	---	---	30/05/2007	27/11/2019	---	LAMDA DEVELOPMENT SA (CR)	6.38	-1.16	€ 6.455	30/05/2023	6.45	6.35	6.45	6.38	6.382 233@6.38	3054@6.40	---	---	164,114	683	1,047,347.45	1,127,580.24	5.505	6.6	35101010
31,317,025	0.400	---	---	---	26/04/2007	10/05/2023	---	MIG (CR)	5.08	3.67	€ 4.9	30/05/2023	4.86	4.76	5.1	5.08	5.32 21@5.06	10@5.09	---	---	26,075	224	138,717.20	159,090.49	0.987	8.4	30202000
107,222,688	0.440	---	(0.5667)	---	17/06/2022	16/03/2022	---	QUEST HOLDINGS (CR)	5.87	1.21	€ 5.8	30/05/2023	5.8	5.75	5.97	5.87	5.799 500@5.85	30@5.93	---	---	80,168	138	464,890.38	629,397.18	4.655	6	10101010
78,325,475	---	---	---	---	23/07/2019	---	---	TITAN CEMENT (CB)	16.6	0.73	€ 16.48	30/05/2023	16.48	16.2	16.64	16.6	16.499 300@16.40	2527@16.62	---	---	169,120	754	2,790,377.82	1,300,202.89	12.04	16.84	50101030
259,189,761	0.02	0.1	---	---	03/06/2022	26/02/2016	---	VIOHALCO SANV (CB)	5.8	1.22	€ 5.73	30/05/2023	5.73	5.61	5.84	5.8	5.757 25@5.75	1102@5.81	---	---	158,724	614	913,704.82	1,503,300.61	3.995	5.84	55102015
144,321,516	0.300	---	---	---	01/07/2011	22/01/2020	---	AVAX S.A. (CR)	1.138	6.55	€ 1.068	30/05/2023	1.072	1.072	1.138	1.138	1.106 711@1.12	983@1.14	---	---	554,977	644	613,807.56	164,237.89	0.748	1.138	50101010
232,000,000	2.12	0.1069	0.0854	0.0682	29/08/2022	19/06/2017	---	ADMIE (IPTO) HOLDING S.A. (CR)	1.92	-1.13	€ 1.942	30/05/2023	1.93	1.914	1.938	1.92	1.923 600@1.92	1695@1.94	15.31	2022	425,256	525	817,884.56	445,440.00	1.64	2.035	65101015
90,167,100	0.500	---	---	---	03/06/2019	24/05/2021	---	AEGEAN AIRLINES (CR)	9.99	1.32	€ 9.86	30/05/2023	9.86	9.77	10.16	9.99	9.962 1000@9.97	51410@10.00	---	---	235,072	827	2,341,672.52	900,769.33	5.27	10.16	40501010
103,423,291	0.570	---	---	---	01/08/2011	06/09/2022	---	GEK TERNA (CR)	13.54	-1.46	€ 13.74	30/05/2023	13.7	13.54	13.7	13.54	13.573 644@13.54	145@13.62	---	---	75,487	380	1,024,566.36	1,400,351.36	10.42	14	50101010
382,000,000	2.48	---	---	---	20/07/2015	12/12/2001	---	PPC (CR)	9.905	-0.75	€ 9.98	30/05/2023	9.98	9.835	9.98	9.905	9.897 5911@9.86	8249@9.91	---	---	1,023,161	1,041	10,126,636.04	3,783,710.00	6.6	10	65101015
914,715,153	1.00	---	---	---	16/05/2008	29/08/2018	---	NATIONAL BANK (CR)	5.8	-3.17	€ 5.99	30/05/2023	5.99	5.8	6	5.8	5.83213196@5.80	255000@5.82	---	---	3,068,166	2,910	17,886,032.34	5,305,347.89	3.746	6.3	30101010
375,241,586	0.390	0.01	0.03	---	30/05/2022	14/07/2006	---	ELVALHALCOR (CR)	1.81	-1.52	€ 1.838	30/05/2023	1.832	1.794	1.838	1.81	1.811 831@1.80	200@1.82	---	---	182,710	393	330,835.39	679,187.27	1.52	1.894	55102015
348,192,005	0.040	---	---	---	05/07/2011	16/07/2021	---	ELLAKTOR (CR)	2.29	0.44	€ 2.28	30/05/2023	2.27	2.26	2.315	2.29	2.289 1300@2.27	12089@2.29	---	---	1,042,813	754	2,386,564.98	797,359.69	1.706	2.455	50101010
60,348,000	0.420	0.07	0.1515	---	08/06/2022	04/08/2021	---	HELLENIC EXCHANGES-A.S.E. (CR)	4.91	-4.10	€ 5.12	30/05/2023	5.05	4.91	5.06	4.91	4.966 360@4.91	220@4.95	---	---	278,347	874	1,382,301.24	296,308.68	3.09	5.3	30202015
106,500,000	0.600	---	0.28	---	05/09/2022	13/09/2021	---	EYDAP S.A. (CR)	6.53	-3.97	€ 6.8	30/05/2023	6.79	6.53	6.8	6.53	6.62 310@6.53	14998@6.70	---	---	75,423	430	499,309.52	695,445.00	6.06	7.34	65102030
110,782,980	0.750	---	0.9054	0.4058	21/11/2022	04/11/2013	---	MOTOR OIL (CR)	24.12	2.29	€ 23.58	30/05/2023	23.9	23.8	24.48	24.12	24.119 297@24.06	17241@24.12	---	---	1,399,495	4,526	33,753,995.18	2,672,085.48	20.84	25.82	60101020
142,891,161	0.970	0.378	0.4341	---	24/06/2022	07/07/2017	---	MYTILINEOS (CR)	29.48	1.44	€ 29.06	30/05/2023	29.04	28.72	29.54	29.48	29.434 1326@29.46	18977@29.48	---	---	1,083,142	2,116	31,881,717.68	4,212,431.43	19.94	29.8	50203000
25,000,000	2.00	0.4	0.628	---	25/07/2022	08/08/2003	---	P.P.A. S.A. (CR)	20	-0.74	€ 20.15	30/05/2023	20.05	19.8	20.15	20	20.016 500@19.98	359@20.15	9.45	2022	15,180	197	303,840.26	500,000.00	15.86	20.4	50206060
363,341,859	0.300	0.55	0.6	0.3	19/10/2022	29/07/2022	---	OPAP (CR)	15.98	-0.19	€ 16.01	30/05/2023	16.48	15.98	16.48	15.98	16.009 1700@15.98	100@16.07	---	---	3,675,380	5,346	58,837,523.80	5,806,202.91	13.02	16.92	40501020
433,664,596	2.83	0.6879	0.8231	---	01/07/2022	18/06/1998	---	OTE (CR)	14.32	0.84	€ 14.2	30/05/2023	14.24	14.18	14.46	14.32	14.322 461@14.31	69127@14.33	---	---	3,464,145	3,487	49,613,865.58	6,210,077.01	12.57	15.73	15102015
1,250,367,223	0.930	---	---	---	16/05/2008	14/04/2021	---	PIRAEUS FINANCIAL HOLD (CR)	2.76	-0.29	€ 2.768	30/05/2023	2.768	2.746	2.784	2.76	2.766 18445@2.76	14827@2.76	---	---	4,129,993	2,449	11,423,035.46	3,451,013.54	1.43	2.87	30101010
43,741,452	0.660	0.16	0.2723	0.2629	31/05/2023	01/11/1999	---	THRACE PLASTICS SA (CR)	4.34	-2.36	€ 4.445	30/05/2023	4.3	4.3	4.385	4.34	4.343 411@4.34	441@4.37	---	---	21,199	177	92,068.45	189,837.90	3.76	4.68	50203015
69,877,484	0.780	0.2239	0.1493	0.1495	09/05/2023	13/06/2018	---	GR. SARANTIS S.A. (CR)	7.42	-4.38	€ 7.76	30/05/2023	7.69	7.41	7.69	7.42	7.506 5154@7.41	57@7.45	---	---	388,441	389	2,915,560.21	518,490.93	6.39		

Number of Outstanding Securities	Nominal Value	Dividends [1]			Date of Last Coupon		Note	Shares	Closing price	% change	Previous closing price/date	Open price	Price min	Price max	Last price	Avg price	Last Bid [7]	Last Ask [7]	P/E after tax	Year	Volume	Trades	Transactions Value[8]	Company Mkt Value (thou. €)	Year low	Year high	Sector[4]			
2020	2021	2022	Dividend [2]	Right																										
13,126,020	0.660	0.0837	0.1163	---	22/06/2022	04/09/2020	---	AS COMPANY SA (CR)	2.39	---	2.39	30/05/2023	---	---	---	---	150@2.39	200@2.43	---	---	---	---	---	31,371.19	2.02	2.44	40401030			
3,114,144	0.360	0.1558	0.3427	0.2304	29/05/2023	02/06/2020	---	ALPHA TRUST (CR)	6.15	1.65	P	6.05	30/05/2023	6.1	6.1	6.2	6.2	6.143	140@5.90	200@6.30	---	---	1,087	22	6,676.90	19,151.99	4.32	6.2	30202010	
14,000,000	4.15	---	3.42	---	14/09/2022	29/06/1999	---	ALPHA REAL ESTATE SA(CR)	7.58	-1.56	E	7.7	30/05/2023	7.7	7.58	7.74	7.58	7.612	200@7.60	17@7.70	---	---	1,385	17	10,542.72	106,120.00	6.68	9.22	35101015	
215,805,843	0.300	0.05	---	---	30/12/2021	15/11/2022	---	ATTICA HOLDINGS (CR)	2.58	---	2.58	30/05/2023	2.58	2.58	2.59	2.58	2.581	22499@2.57	10000@2.59	---	---	---	---	41,025	22	105,883.00	556,779.07	1.865	2.6	40501015
151,654,947	0.040	---	---	---	01/07/2008	21/02/2020	---	AVE (CR)	0.532	-1.84	E	0.542	30/05/2023	0.55	0.53	0.566	0.53	0.537	3379@0.530	300@0.542	---	---	98,652	54	52,937.15	80,680.43	0.506	0.586	40301010	
35,764,593	2.10	0.06	0.075	0.1046	02/05/2023	25/11/2019	---	BRIQ PROPERTIES (CR)	1.96	0.26	P	1.955	30/05/2023	1.955	1.945	2	1.98	1.964	5350@1.96	5399@1.98	---	---	59,727	107	117,274.65	70,098.60	1.9	2.11	35102030	
101,123,806	0.360	---	---	---	22/07/2010	28/06/2011	---	CENTRIC HOLDINGS (CR)	0.294	-1.34	E	0.298	30/05/2023	0.3	0.29	0.3	0.294	0.293	2500@0.288	148@0.294	---	---	14,503	24	4,248.33	29,730.40	0.263	0.333	40203040	
784,500	10.00	---	0.3	---	24/05/2022	31/07/2018	---	CNL CAPITAL (CR)	7.45	---	7.45	30/05/2023	---	---	---	---	---	100@7.40	100@7.50	-(6)	2022	---	---	---	---	5,844.53	6.5	8	30202010	
10,246,800	0.300	---	---	---	06/10/2005	13/02/2002	---	CPI SA (CR)	0.64	1.59	P	0.63	30/05/2023	0.638	0.614	0.642	0.64	0.621	1000@0.630	1052@0.640	---	---	26,589	52	16,523.05	6,557.95	0.548	0.722	10102030	
18,680,300	0.050	---	---	---	06/07/2022	---	---	DIMAND (CR)	12.95	---	12.95	30/05/2023	13.1	12.8	13.1	12.95	12.953	100@12.85	1199@12.95	---	---	11,532	78	149,370.50	241,909.89	11	14.9	35101010		
54,200,000	0.075	---	0.035	---	19/07/2022	23/11/2021	---	EPSILON NET (CR)	8.06	1.38	P	7.95	30/05/2023	8	8	8.1	8.06	8.047	50@8.04	2717@8.06	---	---	14,533	122	116,946.08	436,852.00	6.2	8.36	10101015	
40,134,921	0.400	---	---	---	30/08/1993	05/12/2022	---	IDEAL HOLDINGS (CR)	5.02	0.50	P	4.995	30/05/2023	5.01	4.965	5.05	5.02	5.001	1100@4.98	81@5.02	---	---	29,473	129	147,401.11	201,477.30	3.38	5.06	10102030	
167,868,482	0.300	---	---	---	20/08/2007	28/11/2022	---	LAVIPHARM SA (CR)	0.48	4.80	P	0.458	30/05/2023	0.458	0.446	0.483	0.48	0.473	1500@0.474	5000@0.481	---	---	637,362	280	301,629.47	80,576.87	0.366	0.483	20103015	
4,740,000	0.860	---	---	---	14/03/2003	---	---	LOGISMOS S.A. (CR)	0.97	-3.00	E	1	30/05/2023	0.94	0.94	0.975	0.97	0.964	300@0.940	506@0.970	-(6)	2022	4,279	30	4,124.37	4,597.80	0.91	1.1	10101015	
17,120,280	0.940	0.06	0.06	---	27/06/2022	02/08/2019	---	LOULIS FOOD (CR)	2.74	2.62	P	2.67	30/05/2023	2.64	2.64	2.74	2.74	2.724	300@2.70	1531@2.74	---	---	4,581	25	12,476.72	46,909.57	2.38	2.82	45102020	
4,419,616	1.58	---	---	0.1131	01/03/2023	04/03/2015	---	MEDICON S.A (CR)	3.6	-0.83	E	3.63	30/05/2023	3.6	3.6	3.65	3.6	3.6	100@3.57	545@3.60	---	---	3,960	18	14,256.19	15,910.62	3.45	4.15	20102010	
468,700	2.24	3.42	---	---	03/05/2022	21/05/2004	---	MERMEREN KOMB. A.D. PR. (GDR)	33.8	2.42	P	33	30/05/2023	32	32	34	34	33.678	5@33.00	167@34.00	1.13	2022	46	6	1,549.20	15,842.06	31	59	55102000	
10,500,000	0.950	---	---	---	24/06/2008	22/07/2022	---	MEVACO SA (CR)	3.72	1.09	P	3.68	30/05/2023	3.62	3.62	3.72	3.72	3.687	5@3.64	283@3.72	12.33	2022	1,388	16	5,116.92	39,060.00	2.52	3.72	55102015	
87,127,162	0.500	---	---	---	21/05/2008	28/07/2021	---	PREMIA (CR)	1.3	3.34	P	1.258	30/05/2023	1.28	1.262	1.32	1.3	1.291	1180@1.28	86@1.30	---	---	421,485	703	544,158.50	113,265.31	1.07	1.36	35101010	
24,377,795	0.230	---	---	---	27/06/2022	08/06/2022	---	PROFILE SA (CR)	3.9	2.90	P	3.79	30/05/2023	3.79	3.76	3.97	3.9	3.878	20@3.87	950@3.91	---	---	189,836	506	736,173.22	95,073.40	2.575	3.97	10101010	
27,345,120	0.280	---	---	---	18/07/2005	26/02/2014	---	QUALITY & RELIABILITY SA (CR)	0.714	1.13	P	0.706	30/05/2023	0.708	0.698	0.72	0.714	0.705	915@0.704	3000@0.716	---	---	79,374	126	55,951.06	19,524.42	0.465	0.738	10101010	
6,456,530	1.08	0.0804	0.12	---	14/07/2022	02/08/2010	---	SPACE HELLAS SA (CR)	6.96	1.75	P	6.84	30/05/2023	6.88	6.8	7.1	6.96	6.954	50@6.92	861@6.98	---	---	4,725	38	32,855.48	44,937.45	5.28	7.1	15101010	
17,190,046	0.290	---	---	---	16/11/1992	30/11/2022	---	UNIBIOS (CR)	0.718	0.28	P	0.716	30/05/2023	0.728	0.7	0.728	0.718	0.704	842@0.700	2300@0.718	---	---	10,728	27	7,550.79	12,342.45	0.558	0.728	50204000	
32,413,681	0.370	---	---	---	15/07/2009	11/05/2000	---	ALUMIL (CR)	2.24	1.36	P	2.21	30/05/2023	2.21	2.18	2.24	2.24	2.215	400@2.20	450@2.23	---	---	9,801	25	21,713.34	72,606.65	1.986	2.54	55102035	
3,534,269	3.44	(0.4452)	0.8907	---	22/05/2023	19/07/2022	---	ANDROMEDA SA (CR)	6.98	---	6.98	30/05/2023	7.06	6.96	7.08	6.98	7.028	100@6.86	839@6.98	---	2022	1,507	20	10,591.08	24,669.20	5.9	7.3	30204000		
18,810,000	0.400	---	---	---	08/07/2010	14/11/2007	---	VARVERIS - MODA BAGNO SA (CR)	0.7	0.72	P	0.695	30/05/2023	0.67	0.67	0.7	0.7	0.674	570@0.670	428@0.700	---	---	152	5	102.49	13,167.00	0.6	0.8	40401025	
23,986,500	1.05	---	---	---	26/06/2009	15/03/2000	---	BIOKARPET S.A.(CR)	2.2	0.46	P	2.19	30/05/2023	2.18	2.18	2.2	2.2	2.198	25@2.18	1941@2.20	---	---	1,975	8	4,340.50	52,770.30	1.5	2.22	50101035	
6,325,000	0.600	---	0.19	---	04/07/2022	17/02/2014	---	VOYATZOGLOU (CR)	2.38	---	2.38	30/05/2023	---	---	---	---	---	8@2.34	200@2.48	---	---	---	---	---	---	15,053.50	1.97	2.48	50205010	
24,060,000	0.300	0.035	0.055	0.075	25/04/2023	01/07/2019	---	GEN. COMMERCIAL & IND.SA (CR)	1.28	0.39	P	1.275	30/05/2023	1.295	1.25	1.295	1.28	1.257	230@1.25	2717@1.28	7.91	2022	1,285	6	1,614.88	30,796.80	1.175	1.42	50205010	
15,878,748	0.480	---	---	---	10/07/2006	22/03/2004	---	DOMIKI KRITIS SA (CR)	0.794	-0.75	E	0.8	30/05/2023	0.8	0.784	0.8	0.794	0.793	2000@0.784	6471@0.800	---	---	4,300	4	3,410.20	12,607.73	0.71	0.85	50101010	
34,720,000	0.310	---	---	---	16/06/2010	01/08/2007	---	DROMEAS SA (CR)	0.339	0.59	P	0.337	30/05/2023	0.33	0.33	0.339	0.339	0.331	100@0.329	100@0.338	---	---	10,117	12	3,348.88	11,770.08	0.3	0.389	40202015	
13,673,200	0.880	---	---	---	18/07/2008	26/07/2001	---	EVROFARMA SA (CR)	0.87	-0.57	E	0.875	30/05/2023	0.87	0.87	0.87	0.87	0.87	80@0.840	1000@0.870	---	---	1,450	2	1,261.50	11,895.68	0.684	0.89	45102020	
11,250,000	0.520	---	0.0405	---	01/08/2022	09/11/2015	---	EKTER SA (CR)	1.665	2.78	P	1.62	30/05/2023	1.635	1.63	1.68	1.665	1.656	439@1.67	3887@1.68	---	---	24,420	72	40,433.89	18,731.25	1.33	1.755	50101010	
18,410,839	1.00	0.027	0.262	---	24/08/2022	10/09/2010	---	ELASTRON (CR)	2.75	-0.72	E	2.77	30/05/2023	2.74	2.74	2.75	2.75	2.747	595@2.73	200@2.76	---	---	2,700	16	7,417.80	50,629.81	2.21	2.82	55102010	
60,295,607	0.240	---	---	---	09/07/2007	01/07/2021	---	ELGEKA SA (CR)	0.456	1.33	P	0.45	30/05/2023	0.47	0.439	0.47	0.456	0.447	499@0.441	1346@0.456	---	---	554	9	247.41	27,494.80	0.38	0.47	45201010	
23,828,130	0.500	---	0.0737	---	18/07/2022	17/02/2009	---	ELINOIL S.A. (CR)	2.26	-0.44	E	2.27	30/05/2023	2.28	2.23	2.28	2.26	2.236	255@2.19	870@2.26	---	---	410	4	916.70	53,851.57	1.82			

Daily Official List

Year: 144 Trading Day No: 101

Section 2: Analytic Figures of Shares Transactions

Wednesday, 31 May, 2023

Number of Outstanding Securities	Nominal Value	Dividends [1]			Date of Last Coupon		Note	Shares	Closing price	% change	Previous closing price/date	Open price	Price min	Price max	Last price	Avg price	Last Bid [7]	Last Ask [7]	P/E after tax	Year	Volume	Trades	Transactions Value[8]	Company Mkt Value (thou. €)	Year low	Year high	Sector[4]	
2020	2021	2022	Dividend [2]	Right																								
26,730,187	0.520	0.08	0.1	---	29/06/2022	01/08/2017	---	ELTON SA (CR)	2.72	0.74 P	2.7	30/05/2023	2.67	2.67	2.72	2.72	2.692	100@2.67	1066@2.72	---	---	28,654	111	77,125.95	72,706.11	2.08	2.72	50205010
30,000,000	0.050	0.06	0.09	---	13/05/2022	11/06/2020	---	ENTERSOFT (CR)	5.06	3.48 P	4.89	30/05/2023	4.9	4.9	5.14	5.06	5.031	400@5.04	956@5.06	---	---	21,814	112	109,756.06	151,800.00	3.61	5.14	10101015
36,300,000	1.12	0.223	0.2186	---	14/09/2022	12/12/2007	---	THESSALONIKA WATER & SEWERAGE	3.44	-0.29 E	3.45	30/05/2023	3.45	3.41	3.48	3.44	3.449	1105@3.42	5395@3.45	---	---	20,175	40	69,590.31	124,872.00	3.21	3.66	65102030
14,833,480	0.300	---	---	---	02/06/2010	04/02/2022	---	EUROCONSULTANTS S.A. (CR)	0.67	---	0.67	30/05/2023	0.672	0.652	0.672	0.67	0.664	1000@0.660	798@0.670	---	---	17,298	41	11,478.96	9,938.43	0.576	0.678	50205020
86,735,980	0.310	---	---	---	06/07/2009	18/08/2022	---	ATHENS MEDICAL CENTER SA (CR)	1.48	1.37 P	1.46	30/05/2023	1.49	1.46	1.49	1.48	1.467	2@1.46	3916@1.48	---	---	4,456	16	6,535.39	128,369.25	1.375	1.8	20101025
114,320,400	0.100	---	0.01	---	26/11/2021	05/08/2019	---	IKTINOS HELLAS SA (CR)	0.554	---	0.554	30/05/2023	0.564	0.545	0.564	0.554	0.552	2300@0.546	13532@0.554	---	---	59,172	117	32,683.47	63,333.50	0.4855	0.675	50101035
8,226,132	0.450	---	---	---	15/05/2009	13/10/2014	---	ILYDA S.A. (CR)	1.29	-2.27 E	1.32	30/05/2023	1.345	1.29	1.345	1.29	1.292	200@1.26	471@1.29	8.26	2022	1,714	14	2,214.81	10,611.71	1.055	1.41	10101015
2,566,836	0.440	---	0.016	---	15/07/2022	09/01/2007	---	INTERWOOD-XYLEMPORIA (PR)	0.362	---	0.362	30/05/2023	---	---	---	---	---	---	2400@0.356	---	---	---	---	---	11,005.29	0.192	0.362	50101020
34,986,430	0.440	---	---	---	25/07/2008	23/02/2010	---	INTERWOOD-XYLEMPORIA (CR)	0.288	1.41 P	0.284	30/05/2023	0.286	0.286	0.289	0.288	0.288	5000@0.282	1800@0.288	---	---	47,920	23	13,793.68	11,005.29	0.1975	0.3	50101020
18,567,912	0.590	0.12	0.12	---	06/07/2022	26/01/2021	---	INTERLIFE G.C.I.(CR)	3.71	0.82 P	3.68	30/05/2023	3.76	3.68	3.76	3.71	3.697	110@3.68	190@3.76	---	2022	1,200	11	4,435.80	68,886.95	3.47	3.98	30302025
8,424,900	0.500	---	---	---	12/07/2010	04/07/2019	---	INTERTECH SA (CR)	1.095	-2.67 E	1.125	30/05/2023	1.095	1.08	1.115	1.095	1.099	20@1.09	589@1.10	18.90	2022	2,351	21	2,583.40	9,225.27	0.92	1.235	50205010
19,804,134	0.150	---	---	---	01/07/2004	06/11/2017	---	KEKROPS SA (CR)	1.26	16.13 P	1.085	30/05/2023	1.12	1.09	1.3	1.26	1.195	800@1.22	250@1.29	2.40	2022	34,050	85	40,696.60	24,953.21	0.903	1.4	35101010
40,219,218	0.260	---	---	---	29/08/2022	10/06/2019	---	KLOUKINAS - LAPPAS SA (CR)	0.984	0.20 P	0.982	30/05/2023	0.986	0.98	0.986	0.984	0.982	6251@0.982	7150@0.984	---	---	67,198	26	65,983.91	39,575.71	0.5	0.99	50101010
11,510,102	0.890	---	---	---	24/06/2005	06/10/1999	---	NAFPAKTOS TEXTILE (CR)	1	---	1	30/05/2023	0.98	0.965	1	1	0.991	1150@0.965	500@1.10	---	---	2,803	14	2,778.47	11,510.10	0.91	1.23	55101020
21,224,340	0.420	0.0035	0.02	---	06/09/2022	25/04/2006	---	KORDELLOS BROS SA (CR)	0.612	-1.92 E	0.624	30/05/2023	0.602	0.602	0.63	0.612	0.614	500@0.610	2850@0.612	5.38	2022	4,656	10	2,859.00	12,989.30	0.462	0.7	55102010
33,065,136	0.380	0.2	0.2001	---	18/08/2022	16/09/2013	---	KRI-KRI S.A. (CR)	8.06	-1.22 E	8.16	30/05/2023	8.14	8	8.16	8.06	8.077	20@8.00	2896@8.06	83.94	2022	67,261	46	543,295.00	266,505.00	6.08	8.36	45102020
18,017,472	0.360	---	---	---	09/09/2022	28/08/2017	---	KTIMA KOSTAS LAZARIDIS SA (CR)	1.72	---	1.72	30/05/2023	---	---	---	---	---	200@1.69	200@1.86	---	---	---	---	---	30,990.05	1.55	1.78	45101015
7,595,160	0.600	---	---	---	10/09/2019	18/08/2010	---	KIRIAKOULIS SHIPPING SA (CR)	1.01	1.20 P	0.998	30/05/2023	1	0.95	1.01	1.01	0.999	10@0.980	1289@1.01	---	---	3,078	13	3,074.10	7,671.11	0.868	1.265	40501015
6,200,000	0.500	---	---	---	22/06/2010	01/11/1995	---	MINERVA KNITWEAR (CR)	0.51	---	0.51	30/05/2023	0.46	0.46	0.52	0.52	0.48	2036@0.472	100@0.500	---	---	3,480	25	1,670.57	3,162.00	0.414	0.585	40204020
5,939,268	0.620	---	---	---	10/07/2003	03/01/2002	---	LANAKIOS SA (CR)	0.915	5.17 P	0.87	30/05/2023	0.9	0.9	0.93	0.93	0.913	200@0.855	42@0.920	---	---	82	4	74.86	5,434.43	0.716	1.16	40401020
9,819,370	0.500	---	---	---	14/08/2007	09/01/2004	---	MATHIOS REFRACTORY SA (CR)	0.75	---	0.75	30/05/2023	---	---	---	---	---	300@0.700	23@0.750	---	---	---	---	---	7,364.53	0.565	0.885	55101000
29,250,000	0.360	0.02	0.0401	---	21/06/2022	25/04/2019	---	MOTODYNAMICS S.A. (CR)	3.65	4.29 P	3.5	30/05/2023	3.5	3.45	3.65	3.65	3.596	200@3.61	300@3.67	---	---	67,986	137	244,455.16	106,762.50	2.04	3.65	40401030
32,188,050	1.04	---	---	---	21/07/2008	20/01/2000	---	MOUZAKIS (CR)	0.705	-1.40 E	0.715	30/05/2023	0.715	0.69	0.715	0.69	0.704	100@0.695	10@0.710	---	---	6,300	11	4,435.50	22,692.58	0.65	0.806	55101020
43,200,000	1.00	---	0.0824	---	07/09/2022	14/06/2022	---	MPLE KEDROS (CR)	2.42	---	2.42	30/05/2023	2.42	2.42	2.42	2.42	2.42	600@2.41	1000@2.43	---	---	10,800	17	26,136.00	104,544.00	2.19	2.43	35102000
6,340,000	0.600	0.134	0.17	0.1	09/12/2022	12/01/2023	---	NAKAS MUSIC	2.4	-6.25 E	2.56	30/05/2023	2.32	2.32	2.44	2.4	2.38	200@2.30	11@2.46	---	---	757	12	1,801.42	15,216.00	2.16	2.7	40401030
10,080,000	3.00	1.42	1.5	1.45	11/05/2023	27/08/2001	---	TPA SA (CR)	24.3	---	24.3	30/05/2023	24.2	24.2	24.3	24.3	24.279	209@24.00	100@24.40	---	---	730	8	17,723.50	244,944.00	22.7	26.3	50206060
4,971,466	1.46	---	---	---	04/07/2007	08/10/2003	---	PAIRIS SA (CR)	0.972	1.89 P	0.954	30/05/2023	0.976	0.95	0.978	0.976	0.972	190@0.952	374@0.976	---	---	5,678	16	5,521.40	4,832.26	0.83	1.18	50203030
27,098,594	0.540	0.07	0.05	0.0401	22/05/2023	14/01/2021	---	PAPOUTSANIS (CR)	2.3	-0.43 E	2.31	30/05/2023	2.31	2.3	2.36	2.3	2.302	120@2.22	1919@2.30	20.77	2022	7,136	19	16,425.02	62,326.77	2.25	2.51	45201020
7,070,400	0.930	0.1081	0.3242	---	17/06/2022	06/05/2016	---	PETROPOULOS PETROS (CR)	8.44	1.69 P	8.3	30/05/2023	8.32	8.32	8.46	8.46	8.398	260@8.40	50@8.44	---	---	6,955	37	58,404.80	59,674.18	5.9	8.46	50206015
21,912,599	0.300	---	---	0.048	18/05/2023	23/02/2007	---	REVOIL (CR)	1.395	---	1.395	30/05/2023	1.365	1.36	1.4	1.395	1.387	30@1.38	65@1.40	---	---	13,918	26	19,297.96	30,568.08	1.21	1.5	60101020
13,582,223	1.35	---	---	---	24/06/2008	02/02/2016	---	SIDMA STEEL (CR)	2.67	0.76 P	2.65	30/05/2023	2.67	2.6	2.74	2.67	2.665	1000@2.61	759@2.67	---	---	8,203	77	21,860.73	36,264.54	1.85	2.85	55102010
40,693,350	5.00	---	---	---	03/07/2006	26/05/2015	---	TECHNICAL OLYMPIC SA (CR)	2.27	1.79 P	2.23	30/05/2023	2.25	2.21	2.27	2.27	2.248	500@2.23	5114@2.27	---	---	11,997	63	26,972.20	92,373.90	1.76	2.41	40202010
3,048,000	0.300	---	---	---	06/07/2007	01/06/2021	---	TZIRAKIAN PROFIL (CR)	1.965	0.77 P	1.95	30/05/2023	1.985	1.955	1.985	1.965	1.963	150@1.95	90@1.97	34.42	2022	484	7	950.04	5,989.32	1.755	2.22	55102010
10,203,575	0.730	---	---	---	16/07/2007	18/10/1999	---	FIERATEX SA (CR)	0.4	-4.54 E	0.419	30/05/2023	0.42	0.39	0.42	0.4	0.397	177@0.394	1790@0.400	---	2022	17,331	44	6,883.51	4,081.43	0.351	0.5	55101020
8,340,750	1.16	---	---	---	25/06/2009	17/09/2018	---	HAIDEMENOS SA (CR)	0.515	---	0.515	30/05/2023	0.52	0.5	0.52	0.515	0.517	3337@0.505	3049@0.530	---	2022	818	8	423.02	4,295.49	0.452	0.6	50205030

Main Market - Low Liquidity Class

11,869,224	0.540	0.087	0.136	---	04/07/2022	30/08/2019	---	FLEXOPACK SA (CR)	8.55	3.01 P	8.3	30/05/2023	8.3	8.1	8.55	8.55	8.448	72@8.45	352@8.60	---	---	1,278	15	10,797.10	101,481.87	7.45	9.45
------------	-------	-------	-------	-----	------------	------------	-----	-------------------	------	--------	-----	------------	-----	-----	------	------	-------	---------	----------	-----	-----	-------	----	-----------	------------	------	------

Daily Official List

Year: 144 Trading Day No: 101

Section 2: Analytic Figures of Shares Transactions

Wednesday, 31 May, 2023

Number of Outstanding Securities	Nominal Value	Dividends [1]			Date of Last Coupon		Note	Shares	Closing price	% change	Previous closing price/date	Open price	Price min	Price max	Last price	Avg price	Last Bid [7]	Last Ask [7]	P/E after tax	Year	Volume	Trades	Transactions Value[8]	Company Mkt Value (thou. €)	Year low	Year high	Sector[4]	
57,434,884	1.31	---	---	---	05/06/2008	12/06/2009	---	REDS S.A. (CR)	2.48	-0.80 (E)	2.5	30/05/2023	2.48	2.48	2.53	2.53	2.48	80@2.47	292@2.53	---	---	4,158	7	10,312.24	142,438.51	2.26	3	35101010
151,532,467	0.500	0.01	0.02	---	22/07/2022	10/06/2020	---	TRASTOR REAL EST. INV. CO.(CR)	1.06	---	1.06	30/05/2023	0.99	0.99	1.06	1.06	1.06	250@1.04	30@1.06	---	---	4,311	5	4,568.89	160,624.42	0.965	1.14	35102000
15,300,000	0.300	---	---	---	30/07/2009	13/12/1999	---	ATTICA PUBLICATIONS SA (CR)	0.308	---	0.308	30/05/2023	0.308	0.308	0.308	0.308	0.31	1000@0.280	439@0.308	---	---	1	1	0.31	4,712.40	0.236	0.39	40301030
15,000,000	0.300	---	---	---	06/07/2007	18/07/2000	---	DAIOS PLASTICS SA (CR)	3.2	---	3.2	30/05/2023	---	---	---	---	800@3.20	109@3.52	---	---	---	---	---	48,000.00	2.92	3.52	50203015	
3,307,500	0.210	---	---	---	11/08/2010	30/11/2022	---	ELVE SA (CR)	4.94	0.82 (P)	4.9	30/05/2023	4.9	4.9	4.94	4.94	4.912	50@4.70	24@4.94	19.47	2022	85	2	417.54	16,339.05	4.54	5.2	40204020
2,760,000	11.83	9.4	11	---	14/06/2022	16/07/1990	---	KARELIA (CR)	340	3.03 (P)	330	30/05/2023	340	340	340	340	340	13@336.00	2@354.00	---	---	5	2	1,700.00	938,400.00	288	348	45103010
6,700,000	0.800	0.179	0.047	---	24/08/2022	29/05/2014	---	MILLS KEPENOS (CR)	2.18	-1.80 (E)	2.22	30/05/2023	2.26	2.18	2.26	2.18	2.18	150@2.16	99@2.26	16.10	2022	171	4	372.86	14,606.00	1.93	2.54	45102020
21,364,000	1.12	---	---	---	29/07/2019	08/03/2023	---	LAMPASA HOTEL SA (CR)	23	---	23	30/05/2023	23	23	23	23	23	100@23.00	100@24.00	---	---	400	2	9,200.00	491,372.00	20.6	24	40501025
8,321,682	0.670	---	---	---	17/08/2007	23/11/1999	---	N. LEVENTERIS (CR)	0.264	---	0.264	30/05/2023	---	---	---	---	300@0.264	3900@0.290	---	2022	---	---	---	2,866.69	0.22	0.364	55102010	
2,160,524	0.670	---	---	---	03/12/2018	23/11/1999	---	N. LEVENTERIS (PR)	0.31	---	0.31	30/05/2023	---	---	---	---	---	900@0.336	---	2022	---	---	---	2,866.69	0.218	0.342	55102010	
27,379,200	0.980	---	---	---	03/07/2020	29/08/2022	---	CRETE PLASTICS SA (CR)	17.9	7.19 (P)	16.7	30/05/2023	17.9	17.9	17.9	17.9	17.9	1572@16.30	100@17.90	---	---	100	1	1,790.00	490,087.68	14.7	17.9	50203015
255,494,534	2.71	0.352	0.279	0.11	14/12/2022	30/09/2021	---	PRODEA (CR)	7.6	---	7.6	30/05/2023	7.6	7.6	7.7	7.7	7.644	800@7.70	120@7.90	---	---	454	3	3,470.40	1,941,758.46	7.3	8.6	35102000
4,181,450	0.500	---	---	---	21/08/2000	05/03/2002	---	FLOUR MILLS SARANTOPOULOS SA	0.965	-9.81 (E)	1.07	30/05/2023	0.965	0.965	0.975	0.965	0.965	1000@0.970	990@1.14	---	---	3,585	9	3,460.53	4,035.10	0.92	1.5	45102020

Exchange Traded Funds (ETFs)

906,928	---	---	---	---	15/06/2016	---	ALPHA ETF FTSE Athex Large Cap	29.75	-0.83 (E)	30	30/05/2023	30	29.75	30	29.75	29.992	---	100@32.00	---	---	30	2	899.75	---	22.5	31	12003
---------	-----	-----	-----	-----	------------	-----	--------------------------------	-------	-----------	----	------------	----	-------	----	-------	--------	-----	-----------	-----	-----	----	---	--------	-----	------	----	-------

Surveillance

356,314,416	0.060	---	---	---	07/07/2010	21/09/2017	5160	FRIGOGLASS SA (CR)	0.05	-5.66 (E)	0.053	30/05/2023	0.052	0.05	0.052	0.05	0.051	138602@0.050	67250@0.052	---	---	473,736	58	24,081.31	17,815.72	0.05	0.158	50204000
65,326,268	0.530	---	---	---	04/07/2007	19/07/2006	4750	SATO SA (CR)	0.0385	---	0.0385	30/05/2023	---	---	---	---	4999@0.031	9231@0.043	---	---	---	---	---	2,515.06	0.018	0.069	40202015	
13,191,620	0.620	---	---	---	04/08/2010	09/09/2002	5232	YALCO - CONSTANTINOU (CR)	0.16	---	0.16	30/05/2023	---	---	---	---	160@0.171	499@0.190	---	---	---	---	---	2,110.66	0.12	0.28	40202020	
13,000,000	1.00	---	---	---	01/08/2007	07/04/2000	5093	AKRITAS SA (CR)	0.476	-15.00 (E)	0.56	30/05/2023	0.474	0.474	0.56	0.56	0.475	44@0.472	230@0.560	---	---	1,149	7	546.26	6,188.00	0.45	0.67	50101035
221,519,681	0.300	---	---	---	02/07/2008	28/02/2011	4957	ANEK LINES SA (CR)	0.214	1.91 (P)	0.21	30/05/2023	0.21	0.208	0.214	0.214	0.213	784@0.208	17500@0.216	---	---	38,313	18	8,160.09	48,170.12	0.177	0.248	40501015
312,163	0.300	---	---	---	02/07/2008	28/02/2011	4959	ANEK LINES SA (PR, issue '90)	0.072	---	0.072	30/05/2023	---	---	---	---	35000@0.086	---	---	---	---	---	---	---	48,170.12	0.072	0.086	40501015
2,969,713	0.300	---	---	---	02/07/2008	28/02/2011	4958	ANEK LINES SA (PR, issue '96)	0.25	-17.76 (E)	0.304	30/05/2023	0.244	0.244	0.25	0.25	0.25	4513@0.250	6325@0.270	---	---	4,854	9	1,213.10	48,170.12	0.173	0.38	40501015
17,579,754	4.16	---	---	---	18/08/2006	02/08/2010	---	BIOTER SA (CR)	0.258	---	0.258	30/05/2023	0.232	0.232	0.232	0.232	0.232	1000@0.232	270@0.248	---	---	147	3	34.10	4,535.58	0.198	0.398	50101010
54,654,600	0.050	---	---	---	01/07/1998	30/12/2022	5275	VIS SA (CR)	0.168	-3.45 (E)	0.174	30/05/2023	0.168	0.168	0.168	0.168	0.168	4500@0.168	750@0.180	---	2022	5,000	2	840.00	9,181.97	0.136	0.378	50203030
51,754,364	0.300	---	---	---	23/12/2003	24/01/2007	5197	SELECTED TEXT. IND. ASSOC (CR)	0.16	0.63 (P)	0.159	30/05/2023	0.148	0.14	0.16	0.16	0.157	2000@0.130	7957@0.160	---	---	2,625	7	411.71	8,280.70	0.11	0.202	55101020
371,337,000	0.300	---	---	---	30/05/2013	01/07/2022	---	INTRALOT (CR)	0.64	4.92 (P)	0.61	30/05/2023	0.62	0.62	0.64	0.64	0.635	1450@0.635	39500@0.645	---	---	655,599	183	416,143.36	237,655.68	0.565	0.765	40501020
15,842,391	1.51	---	---	---	15/07/2009	12/05/2000	5141	BITROS HOLDING SA (CR)	0.515	---	0.515	30/05/2023	0.52	0.52	0.52	0.52	0.52	500@0.500	9@0.520	---	---	200	1	104.00	8,158.83	0.408	0.82	55102010
24,319,250	0.300	---	---	---	09/07/2002	04/07/2007	5165	PROODEFTIKH SA (CR)	0.49	-7.55 (E)	0.53	30/05/2023	0.49	0.49	0.49	0.49	0.49	2000@0.482	100@0.490	---	---	1,900	3	931.00	11,916.43	0.4	0.6	50101010
28,438,268	0.070	---	---	---	21/08/2006	24/11/1999	5253	SPIROY AGRICULTURE SA (CR)	0.165	---	0.165	30/05/2023	0.16	0.16	0.16	0.16	0.16	6459@0.160	1000@0.170	---	---	20	1	3.20	4,692.31	0.15	0.23	45102010
1,011,000	1.00	---	---	---	01/07/2004	11/12/2012	5193	TRIA ALFA SA (CR)	9.15	---	9.15	30/05/2023	9.15	9.15	9.15	9.15	9.15	115@8.85	60@9.15	70.08	2022	135	6	1,235.25	9,250.65	7.6	16.9	55101020

Suspension Status

66,948,210	0.300	---	---	---	22/09/2015	22/09/2015	5179	FOLLI FOLLIE (CR)	4.8	---	4.8	24/05/2018	---	---	---	---	---	---	---	---	---	---	---	---	321,351.41	4.8	4.8	40401030
12,417,000	0.310	---	---	---	27/08/2019	28/08/2017	5233	MLS MULTIMEDIA SA (CR)	0.57	---	0.57	12/05/2020	---	---	---	---	---	---	---	---	---	---	---	---	7,077.69	0.57	0.57	10101015
6,330,002	0.300	---	---	---	25/06/2002	15/03/2019	5278	VARVARESSOS (CR)	0.24	---	0.24	02/05/2023	---	---	---	---	---	---	4@0.280	---	---	---	---	---	1,519.20	0.16	0.25	55101020
3,961,300	1.28	---	---	---	29/06/2004	03/08/2000	5248	DUROS SA (CR)	0.25	---	0.25	24/04/2023	---	---	---	---	---	---	---	---	---	---	---	---	990.33	0.2	0.3	40204020
7,085,888	1.59	---	---	---	02/07/1996	06/09/2010	5216	ELVIEMEK (CR)	2.6	---	2.6	30/09/2019	---	---	---	---	---	---	---	---	---	---	---	---	18,423.31	2.6	2.6	35101010

Number of Outstanding Securities	Nominal Value	Dividends [1]			Date of Last Coupon		Note	Shares	Closing price	% change	Previous closing price/date	Open price	Price min	Price max	Last price	Avg price	Last Bid [7]	Last Ask [7]	P/E after tax	Year	Volume	Trades	Transactions Value[8]	Company Mkt Value (thou. €)	Year low	Year high	Sector[4]
		2020	2021	2022	Dividend [2]	Right																					
7,125,216	0.650	---	---	---	01/07/2005	14/12/1999	4955	KRE.KA SA (CR)	0.28	---	0.28	06/04/2023	---	---	---	---	---	---	---	---	---	---	---	1,995.06	0.17	0.43	45102010
7,734,375	1.00	---	---	---	09/07/2007	07/01/2011	5277	LIVANIS SA (CR)	0.125	---	0.125	28/04/2023	---	---	---	---	---	---	---	---	---	---	---	966.80	0.12	0.18	40301030

Shares' Notes

Code	Note text
()	- Adjusted dividends.
*	- Last adjusted closing price.
[1]	- Net dividends.
[2]	- The "Date of Last Coupon" for New listings refers to the date company's stocks started to trade in Athex
[3]	- The Company Market Value is referred to the number of outstanding shares
[4]	- Sectors codification can be found in Appendix A
[5]	- The Market Value refers to the total number of shares listed (including their several classes) in the exchange by the company.
[6]	- P/E greater than 100
[7]	- Last view of the Order Book before the end of the trading session
[8]	- All Blocks Methods' Transactions Value are included.
4750	- Transfer to the Under Surveillance Category from 8/4/2011.
4955	- Transfer to the Surveillance Category as from 5/4/2013.
4957	- Transfer to the Surveillance Category as from 5/4/2013.
4958	- Transfer to the Surveillance Category as from 5/4/2013.
4959	- Transfer to the Surveillance Category as from 5/4/2013.
5093	- Transfer to the Surveillance Category as of 8/4/2015.
5141	- Transfer to the Surveillance Category as of 10/05/2017.
5160	- Transfer to the Surveillance Category as of 15/04/2016.
5165	- Transfer to the Surveillance Category as of 15/02/2018.
5179	- Suspension of trading as of 25/05/2018.
5193	- Transfer to the Surveillance Category as of 25/10/2018.
5197	- Transfer to the Surveillance Category as of 07/11/2018.
5216	- Suspension of trading as of 01/10/2019.
5232	- Transfer to the Under Surveillance Category from 08/04/2011.
5233	- Suspension of trading as of 13/05/2020.
5248	- Transfer to the Surveillance Category as of 06/09/20116.
5253	- Transfer to the Surveillance Category as of 14/5/2021.
5275	- Transfer to the Surveillance Category as of 09/07/2020.
5277	- Suspension of trading as of 02/05/2023.
5278	- Suspension of trading as of 03/05/2023.

Securities Blocks Details

Securities	Block Volume	Price	Block Trade Value	Time of approval	Note
OPAP (CR)	27,142	16.11	437,257.62	13:12:29	20
OTE (CR)	150,000	14.30	2,145,000.00	14:40:27	20
KRI-KRI S.A. (CR)	35,000	8.10	283,500.00	15:02:44	20
OPAP (CR)	160,812	16.03	2,577,816.36	16:31:28	20
MIG (CR)	4,500	5.70	25,650.00	16:32:26	18
OPAP (CR)	70,079	16.02	1,122,665.58	16:44:01	20
PIRAEUS FINANCIAL HOLD (CR)	80,000	2.77	221,440.00	16:50:56	20
MIG (CR)	3,333	5.70	18,998.10	16:51:06	18
MIG (CR)	2,681	5.70	15,281.70	16:55:13	18
MIG (CR)	2,740	5.70	15,618.00	16:56:11	18
MIG (CR)	235	5.70	1,339.50	17:01:47	18
OTE (CR)	137,016	14.32	1,962,069.12	17:11:34	20
TERNA ENERGY (CR)	54,643	20.14	1,100,510.02	17:11:46	20
NATIONAL BANK (CR)	180,535	5.80	1,047,103.00	17:12:05	20
MYTILINEOS (CR)	43,977	29.48	1,296,441.96	17:12:09	20
OPAP (CR)	72,309	15.98	1,155,497.82	17:12:23	20
PIRAEUS FINANCIAL HOLD (CR)	100,000	2.76	276,000.00	17:16:10	20
AUTOHELLAS SA (CR)	50,000	14.38	719,000.00	17:18:25	20

Blocks Notes

- 9 - Method 6-1 / Special Fees
- 10 - Method 6-1 / Special Fees, SDS
- 14 - Method 6-3 / Settlement, Incomplete Buy and Sell
- 18 - Method 6-2 / SPOT 1
- 19 - Method 6-2 / SPOT 2
- 20 - Method 6-1 and Method 6-1 Same Day Settlement
- 21 - Other Pre-agreed

Shares Rights Details

Occured date	Exercise from	Exercise until	Trading until	Rights	Price min	Price max	Closing price	Last Bid	Last Ask	Volume	Trades	Transactions Value
--------------	---------------	----------------	---------------	--------	-----------	-----------	---------------	----------	----------	--------	--------	--------------------

No Rights Transactions.

Forced Sales Details

Securities	Category of Security	Transactions Volume	Number of Trades	Transactions Value	Note
------------	----------------------	------------------------	---------------------	-----------------------	------

No Forced Transactions.

Forced Sales Notes

- 1 - Compulsory Public Forced Sales
- 2 - Forced Sales of Fixed Registered Shares
- 3 - Forced Sales of Remaining Fractional Shares

Exchange Traded Funds (ETFs) Characteristics

	Transactions Date (T)	Creation / Redemption	Units (T-1)	New Units (T-1)	Redemption Units (T-1)	Units (T) [1]	Fund Assets [2]	Net Unit Price	Dividend per Unit	Dividend Date
ALPHA ETF FTSE Athex Large Cap	31/05/2023	5,000	906,928	---	---	906,928	27,178,270.00	29.9674	0.52	01/07/2022

ETFs Notes

[1] - Units (T) = Units (T-1) + New Units (T-1) - Redemption Units (T-1)

[2] - The Creation / Redemption Units of T-1 are included.

Non Convertible Corporate Bonds - Regulated Market

Num Listed Bonds	Nominal price	Issue price	Today's Rate	Exp. Date	Duration (years)	Note	Coupon		Trading Unit	Corporate Bonds	Accrued Int.	Yield.T.Mat	Price min	Price max	Closing price	Previous closing price/date	Volume	Transactions Value	Last order		ear min	Year max		
							Common	Preferred											Price	Buy / Sell			Date	
100,000	1,000.00	1,000.00	2.95	11/02/2027	5	---	3	---	1	SAFE BULKERS PARTICIPATIONS PLC (Non Convertible)	8.9319	4.6460	94.0000	94.0000	94.0000	95.8000	30/05/2023	2,000	1,897.86	93.7500	B	31/05/2023	89.9269	97.0000
320,000	1,000.00	1,000.00	3.40	21/07/2027	7	---	6	---	1	LAMDA DEVELOPMENT S.A. (Non Convertible)	12.2778	4.7320	92.5000	93.7000	93.7000	93.7800	30/05/2023	168,000	158,536.28	93.4500	B	31/05/2023	91.4001	95.5000
200,000	1,000.00	1,000.00	2.10	27/10/2027	7	---	6	---	1	O.P.A.P. S.A. (Non Convertible)	2.1000	3.7790	91.4700	92.7862	92.7800	92.7260	30/05/2023	29,000	26,782.90	92.4000	B	31/05/2023	91.4700	95.4000
200,000	1,000.00	1,000.00	1.90	23/03/2028	7	---	5	---	1	MOTOR OIL CORINTH REFINERIES SA (Non Convertible)	3.7472	3.6770	91.5000	92.0000	92.0000	91.2000	30/05/2023	64,000	59,005.72	92.0000	B	31/05/2023	87.5500	92.0000
100,000	1,000.00	1,000.00	2.70	25/05/2026	5	---	5	---	1	COSTAMARE PARTICIPATIONS PLC (Non Convertible)	0.6000	4.0710	95.3603	95.7000	95.7000	95.5330	30/05/2023	19,000	18,180.81	95.3603	B	31/05/2023	92.1400	97.0000
300,000	1,000.00	1,000.00	2.30	20/07/2028	7	---	4	---	1	PRODEA REIC S.A.(Non Convertible)	8.4972	5.7940	84.9000	85.0000	85.0000	85.0000	30/05/2023	54,000	46,356.84	84.7000	B	31/05/2023	82.0100	85.8000
150,000	1,000.00	1,000.00	2.65	22/10/2026	5	---	4	---	1	CPLP SHIPPING HOLDINGS PLC (Non Convertible)	2.8708	4.2240	94.2667	94.7499	94.7204	94.2670	30/05/2023	22,000	20,846.23	94.3010	B	31/05/2023	92.5500	96.0000
250,000	1,000.00	1,000.00	2.45	16/11/2028	7	---	4	---	1	ELVALHALCOR S.A. (Non Convertible)	1.1569	5.0260	87.1085	88.4995	88.0000	88.1500	30/05/2023	45,000	39,571.24	87.5000	B	31/05/2023	85.6375	91.0000
500,000	1,000.00	1,000.00	2.75	03/07/2027	7	---	6	---	1	GEK TERNA S.A. (Non Convertible)	11.4583	4.7880	91.2000	91.6000	91.6000	91.5000	30/05/2023	43,000	39,824.70	91.4000	B	31/05/2023	86.8000	92.3000
300,000	1,000.00	1,000.00	2.30	14/12/2028	7	---	3	---	1	GEK TERNA S.A. (Non Convertible)	10.8611	5.4360	85.0102	86.5000	85.6979	87.6000	30/05/2023	92,000	79,841.32	86.0000	B	31/05/2023	82.1339	87.9999
175,000	1,000.00	1,000.00	3.40	26/07/2024	5	---	8	---	1	ATTICA HOLDINGS S.A. (Non Convertible)	11.9944	4.1410	98.4000	98.7000	98.5579	98.5500	30/05/2023	38,000	37,907.79	98.0000	B	31/05/2023	96.6179	98.9000
230,000	1,000.00	1,000.00	4.70	12/07/2029	7	---	2	---	1	LAMDA DEVELOPMENT S.A. (Non convertible)	18.4083	4.5720	99.3000	99.6900	99.6884	99.6720	30/05/2023	62,000	62,813.52	99.2000	B	31/05/2023	94.9889	101.0000
100,000	1,000.00	1,000.00	4.40	26/07/2029	7	---	2	---	1	CPLP SHIPPING HOLDINGS PLC (Non Convertible)	15.5222	4.2480	99.9599	99.9599	99.9599	99.0200	30/05/2023	1,000	1,015.12	98.7000	B	31/05/2023	97.2369	100.8000
200,000	1,000.00	1,000.00	3.60	12/03/2026	7	---	9	---	1	AEGEAN AIRLINES S.A. (Non Convertible)	8.1000	3.6450	98.1700	98.7500	98.4470	98.6800	29/05/2023	104,000	103,227.27	97.6516	B	31/05/2023	95.6301	98.9000
150,000	1,000.00	1,000.00	2.60	22/10/2026	7	---	8	---	1	TERNA ENERGY FINANCE S.A. (Non Convertible)	2.8167	4.0350	93.2201	94.5799	94.5000	93.9640	30/05/2023	30,000	28,290.90	93.8100	B	31/05/2023	92.5000	95.7400
100,000	1,000.00	1,000.00	2.80	25/01/2027	5	---	3	---	1	PREMIA S.A. (Non Convertible)	9.9556	4.9060	92.4000	95.9899	92.8060	91.9800	30/05/2023	19,000	17,822.30	91.0000	B	31/05/2023	87.6862	95.9899
120,000	1,000.00	1,000.00	3.95	04/04/2025	7	---	11	---	1	GEK TERNA S.A. (Non Convertible)	6.4736	3.9340	98.6000	99.0000	98.6100	99.1000	30/05/2023	30,000	29,816.21	98.5001	B	31/05/2023	97.5523	100.0000
20,148	1,000.00	1,000.00	4.95	26/06/2023	5	---	10	---	1	B&F COMM. & GARM. INDUS. S.A. (Non Convertible)	21.5875	3.9680	100.0000	100.0000	100.0000	100.0000	24/05/2023	26,000	26,561.28	98.5701	S	31/05/2023	99.0571	100.6899

Corporate Bonds Notes

Transactions Volume = (Pieces) * (Nominal Price). Transactions Value = (Pieces) * (Nominal Price) * (price %) + (Accrued interest).

The price of a Bond is stated as a percentage (%) of Bond's Nominal Price.

Nominal Price in Euros (€), except if it is noted differently.

Non Convertible Corporate Bonds - Regulated Market

Num Listed Bonds	Nominal price	Issue price	Today's Rate	Exp. Date	Duration (years)	Note	Coupon		Trading Unit	Corporate Bonds	Accrued Int.	Yield.T.Mat	Price min	Price max	Closing price	Previous closing price/date	Volume	Transactions Value	Last order			ear min	Year max	
							Common	Preferred											Price	Buy / Sell	Date			
120,000	1,000.00	1,000.00	2.65	06/12/2028	7	---	3	---	1	NOVAL PROPERTY REIC (Non Convertible)	13.1028	5.2130	87.9000	88.0000	87.9900	87.9500	30/05/2023	39,000	34,815.01	87.3000	B	31/05/2023	84.3700	90.8700

Corporate Bonds Notes

Transactions Volume = (Pieces) * (Nominal Price). Transactions Value = (Pieces) * (Nominal Price) * (price %) + (Accrued interest).

The price of a Bond is stated as a percentage (%) of Bond's Nominal Price.

Nominal Price in Euros (€), except if it is noted differently.

Government Bonds

Number Listed Bonds	Nominal price	Today's Rate	Accrued Interest Calc	Exp. Date [1]	Duration (years)	Note	Coupons Date	Curr. coupon value	Trading Unit	Government Bonds	Price min	Price max	Closing price	Previous closing price/date	Volume	Transactions Value	Price	Last order Buy / Sell	Date
4,500,000	1,000.00	1.88	Actual/Actual	04/02/2035	15	---	04/02	1.88	1	GGB-FXD-040235-15Y-1.875-1.000	---	---	---	---	---	---	---	---	---
2,500,000	1,000.00	3.45	Actual/Actual	02/04/2024	5	---	02/04	3.45	1	GGB-FXD-020424-05Y-3.450-1.000	---	---	---	---	---	---	---	---	---
6,000,000	1,000.00	0.75	Actual/Actual	18/06/2031	10	---	18/06	0.75	1	GGB-FXD-180631-10Y-0.750-1.000	---	---	---	---	---	---	---	---	---
2,500,000	1,000.00	3.88	Actual/Actual	15/06/2028	5	---	15/06	3.88	1	GGB-FXD-150628-05Y-3.875-1.000	---	---	---	---	---	---	---	---	---
5,962,747,327	1.00	3.75	Actual/Actual	30/01/2028	10	---	/02 - 01/02 - 31/	3.75	1	GGB-FXD-300128-10Y-3.750-1.00	---	---	---	85.4610 13/07/2018	---	---	1.0000	B	28/11/2018
7,067,309,386	1.00	3.90	Actual/Actual	30/01/2033	15	---	/02 - 01/02 - 31/	3.90	1	GGB-FXD-300133-15Y-3.900-1.00	---	---	---	78.6730 13/07/2018	---	---	1.0000	B	28/11/2018
5,622,848,349	1.00	4.00	Actual/Actual	30/01/2037	19	---	/02 - 01/02 - 31/	4.00	1	GGB-FXD-300137-19Y-4.000-1.00	---	---	---	77.0370 13/07/2018	---	---	1.0000	B	28/11/2018
5,276,770,669	1.00	4.20	Actual/Actual	30/01/2042	24	---	/02 - 01/02 - 31/	4.20	1	GGB-FXD-300142-24Y-4.200-1.00	---	---	---	77.7640 13/07/2018	---	---	1.0000	B	28/11/2018
48,794,718	1.00	4.30	Actual/Actual	24/02/2024	12	---	24/02	4.30	1	GGB-FXD-240224-12Y-2.000-1.00	---	---	---	10.0000 22/06/2015	---	---	---	---	---
40,248,141	1.00	4.30	Actual/Actual	24/02/2025	13	---	24/02	4.30	1	GGB-FXD-240225-13Y-2.000-1.00	---	---	---	10.0000 22/06/2015	---	---	---	---	---
59,586,043	1.00	4.30	Actual/Actual	24/02/2026	14	---	24/02	4.30	1	GGB-FXD-240226-14Y-2.000-1.00	---	---	---	10.0000 22/06/2015	---	---	---	---	---
41,118,344	1.00	4.30	Actual/Actual	24/02/2027	15	---	24/02	4.30	1	GGB-FXD-240227-15Y-2.000-1.00	---	---	---	10.0000 22/06/2015	---	---	---	---	---
45,137,734	1.00	4.30	Actual/Actual	24/02/2028	16	---	24/02	4.30	1	GGB-FXD-240228-16Y-2.000-1.00	---	---	---	10.0000 22/06/2015	---	---	---	---	---
61,768,888	1.00	4.30	Actual/Actual	24/02/2029	17	---	24/02	4.30	1	GGB-FXD-240229-17Y-2.000-1.00	---	---	---	10.0000 22/06/2015	---	---	---	---	---
54,567,744	1.00	4.30	Actual/Actual	24/02/2030	18	---	24/02	4.30	1	GGB-FXD-240230-18Y-2.000-1.00	---	---	---	10.0000 22/06/2015	---	---	---	---	---
37,541,515	1.00	4.30	Actual/Actual	24/02/2031	19	---	24/02	4.30	1	GGB-FXD-240231-19Y-2.000-1.00	---	---	---	10.0000 22/06/2015	---	---	---	---	---
37,558,317	1.00	4.30	Actual/Actual	24/02/2032	20	---	24/02	4.30	1	GGB-FXD-240232-20Y-2.000-1.00	---	---	---	10.0000 22/06/2015	---	---	---	---	---
37,473,732	1.00	4.30	Actual/Actual	24/02/2033	21	---	24/02	4.30	1	GGB-FXD-240233-21Y-2.000-1.00	---	---	---	10.0000 22/06/2015	---	---	---	---	---
33,888,293	1.00	4.30	Actual/Actual	24/02/2034	22	---	24/02	4.30	1	GGB-FXD-240234-22Y-2.000-1.00	---	---	---	10.0000 22/06/2015	---	---	---	---	---
35,177,800	1.00	4.30	Actual/Actual	24/02/2035	23	---	24/02	4.30	1	GGB-FXD-240235-23Y-2.000-1.00	---	---	---	10.0000 22/06/2015	---	---	---	---	---
35,547,268	1.00	4.30	Actual/Actual	24/02/2036	24	---	24/02	4.30	1	GGB-FXD-240236-24Y-2.000-1.00	---	---	---	10.0000 22/06/2015	---	---	---	---	---
40,246,306	1.00	4.30	Actual/Actual	24/02/2037	25	---	24/02	4.30	1	GGB-FXD-240237-25Y-2.000-1.00	---	---	---	10.0000 22/06/2015	---	---	---	---	---
37,643,952	1.00	4.30	Actual/Actual	24/02/2038	26	---	24/02	4.30	1	GGB-FXD-240238-26Y-2.000-1.00	---	---	---	10.0000 22/06/2015	---	---	---	---	---
36,977,100	1.00	4.30	Actual/Actual	24/02/2039	27	---	24/02	4.30	1	GGB-FXD-240239-27Y-2.000-1.00	---	---	---	10.0000 22/06/2015	---	---	---	---	---
41,615,000	1.00	4.30	Actual/Actual	24/02/2040	28	---	24/02	4.30	1	GGB-FXD-240240-28Y-2.000-1.00	---	---	---	10.0000 22/06/2015	---	---	---	---	---
42,227,208	1.00	4.30	Actual/Actual	24/02/2041	29	---	24/02	4.30	1	GGB-FXD-240241-29Y-2.000-1.00	---	---	---	10.0000 22/06/2015	---	---	---	---	---
68,288,487	1.00	4.30	Actual/Actual	24/02/2042	30	---	24/02	4.30	1	GGB-FXD-240242-30Y-2.000-1.00	---	---	---	10.0000 22/06/2015	---	---	---	---	---
4,000,000	1,000.00	3.88	Actual/Actual	12/03/2029	10	---	12/03	3.88	1	GGB-FXD-120329-10Y-3.875-1.000	---	---	---	---	---	---	100.0000	B	15/10/2019
4,500,000	1,000.00	0.00	Actual/Actual	12/02/2026	5	---	12/02	0.00	1	GGB-FXD-120226-05Y-0.000-1.000	---	---	---	---	---	---	---	---	---
3,000,000	1,000.00	3.38	Actual/Actual	15/02/2025	7	---	15/02	3.38	1	GGB-FXD-150225-07Y-3.375-1.000	---	---	---	---	---	---	---	---	---
964,000	1,000.00	3.25	Actual/Actual	20/03/2025	6	---	20/03	3.25	1	GGB-FXD-200325-06Y-3.250-1.000	---	---	---	---	---	---	---	---	---
2,100,000	1,000.00	3.55	Actual/Actual	20/03/2026	7	---	20/03	3.55	1	GGB-FXD-200326-07Y-3.550-1.000	---	---	---	---	---	---	---	---	---
40,000	1,000.00	2.18	FLR Actual/360	16/09/2023	1	---	16/03 - 16/09	---	1	GGB-FLT-160923-01Y-2.178-1.000	---	---	---	---	---	---	---	---	---
5,500,000	1,000.00	1.50	Actual/Actual	18/06/2030	10	---	18/06	1.50	1	GGB-FXD-180630-10Y-1.500-1.000	---	---	---	---	---	---	---	---	---

Government Bonds Notes

Transactions Volume = (Pieces) * (Nominal Price). Transactions Value = (Pieces) * (Nominal Price) * (price %) + (Accrued interest).

The Value of current coupon for the issues with NV 0.01 euro refers to NV 100 euros

FLR: Floating Interest Rate.

[1] - The Expiration Date of the interest bearing period and the Date for coupon payment.

Government Bonds

Number Listed Bonds	Nominal price	Today's Rate	Accrued Interest Calc	Exp. Date [1]	Duration (years)	Note	Coupons Date	Curr. coupon value	Trading Unit	Government Bonds	Price min	Price max	Closing price	Previous closing price/date	Volume	Transactions Value	Price	Last order Buy / Sell	Date
5,364,250	1,000.00	3.25	Actual/Actual	20/03/2050	30	---	20/03	3.25	1	GGB-FXD-200350-30Y-3.250-1.000	---	---	---	---	---	---	---	---	---
3,924,361	1,000.00	2.00	Actual/Actual	22/04/2027	7	---	22/04	2.00	1	GGB-FXD-220427-07Y-2.000-1.000	---	---	---	---	---	---	99.9000	B	22/04/2020
2,500,000	1,000.00	1.88	Actual/Actual	23/07/2026	7	---	23/07	1.88	1	GGB-FXD-230726-07Y-1.875-1.000	---	---	---	---	---	---	---	---	---
4,050,000	1,000.00	4.25	Actual/Actual	15/06/2033	10	---	15/06	4.25	1	GGB-FXD-150633-10Y-4.250-1.000	---	---	---	---	---	---	---	---	---
3,500,000	1,000.00	1.88	Actual/Actual	24/01/2052	30	---	24/01	1.88	1	GGB-FXD-240152-30Y-1.875-1.000	---	---	---	---	---	---	---	---	---
3,700,000	1,000.00	1.75	Actual/Actual	18/06/2032	10	---	18/06	1.75	1	GGB-FXD-180632-10Y-1.750-1.000	---	---	---	---	---	---	---	---	---
2,200,000	1,000.00	1.13	FLR Actual/360	15/12/2027	5	---	- 15/12 - 15/03 -	---	1	GGB-FLT-151227-05Y-1.130-1.000	---	---	---	---	---	---	102.1600	B	30/12/2022

Government Bonds Notes

Transactions Volume = (Pieces) * (Nominal Price). Transactions Value = (Pieces) * (Nominal Price) * (price %) + (Accrued interest).

The Value of current coupon for the issues with NV 0.01 euro refers to NV 100 euros

FLR: Floating Interest Rate.

[1] - The Expiration Date of the interest bearing period and the Date for coupon payment.

Treasury Bills & Zero Coupon Government Bonds

Issue Date	13-Week Maturity									26-Week Maturity									52-Week Maturity								
	Exp. Date	Initial Rate	Num Listed Bonds	Nominal price	Issue price	Last Trade Price	Last Trade Date	Volume Traded	Note	Exp. Date	Initial Rate	Num Listed Bonds	Nominal price	Issue price	Last Trade Price	Last Trade Date	Volume Traded	Note	Exp. Date	Initial Rate	Num Listed Bonds	Nominal price	Issue price	Last Trade Price	Last Trade Date	Volume Traded	Note
10/06/2022	---	---	---	---	---	---	---	---	---	---	---	---	---	---	---	---	---	---	09/06/2023	0.83	1,600,000	1,000.00	991.68	---	---	---	---
09/09/2022	---	---	---	---	---	---	---	---	---	---	---	---	---	---	---	---	---	---	08/09/2023	1.97	1,000,000	1,000.00	980.47	---	---	---	---
09/12/2022	---	---	---	---	---	---	---	---	---	---	---	---	---	---	---	---	---	---	08/12/2023	2.73	600,000	1,000.00	973.10	---	---	---	---
10/03/2023	---	---	---	---	---	---	---	---	---	---	---	---	---	---	---	---	---	---	08/03/2024	3.75	1,000,000	1,000.00	963.46	---	---	---	---

Bonds in Circulation	Currency / Min nominal traded Value	Coupons Payment Date	Current Coupon Value	Note	Coupon	Trading Unit	Issue Date	Duration (years)	Today's Interest	A.I.C in days	Bonds	Last price of previous days		Last Outcry in Cash (euro)		Trades in Pieces	Life min	Life Max	
												Price	Buy / Sell	Price	Buy / Sell				
Corporate Bonds in Foreign Currency and Euro																			
103,746	GBP / 10	01/12	0.25	---	64	1	01/12/1930	98	2.5	360	National Mortgage Bank	2.27	05/02/1996	2.27	S	05/02/1996	---	2.27	2.27
0	GBP / 10	01/12	0.25	---	66	1	01/12/1928	100	2.5	360	National Mortgage Bank	---	---	---	---	---	---	---	---

Government Bonds Notes

A.I.C: Accrued Interest Calculation base.

FLR: Floating Interest Rate.

The minimum tradeable Nominal Value for all Demeterialised Government Titles is 100 Euros.

(μφρ-0)

Athex & ATHEXClear Members List

Member Name				Stock Market			Derivatives Market		ATHEXClear Member	
	Address	Phone	Fax	Market Member	Remote Member	Market Maker	Proprietary	Market Maker	General Clearing	Direct Clearing
A. SARRIS SECURITIES S.A.				a						
6, ΔΡΑΓΑΤΣΑΝΙΟΥ 6 ΑΘΗΝΑ	2103367700									
AEONIC SECURITIES C.I.F. P.L.C.				a						
, ΛΑΪΟΥ 6, ΓΡ. 301B, ANNA COURT	35725337600									
ALPHA BANK S.A.									a	
, ΣΤΑΔΙΟΥ 40 ΑΘΗΝΑ	2103260000									
ALPHA FINANCE INVESTMENT SERVICES SINGLE MEMBER SA				a		a	a	a		a
5, ΠΑΝΕΠΙΣΤΗΜΙΟΥ 45 ΑΘΗΝΑ	2103677400									
ARGUS STOCKBROKERS LTD				a	a		a			
25, 25 ΛΕΩΦΟΡΟΣ ΔΗΜΟΣΘΕΝΗ ΣΕΒΕΡΗ	0035722717000									
ATLANTIC SECURITIES LTD				a	a					
37, ΠΡΟΔΡΟΜΟΥ 37	0035722445400									
AXON SECURITIES S.A.				a			a			
48, ΣΤΑΔΙΟΥ 48 ΑΘΗΝΑ	2103363800									
BETA SECURITIES S.A.				a		a	a			a
29, Λ. ΑΛΕΞΑΝΔΡΑΣ 29 ΑΘΗΝΑ	2106478930									
BNP PARIBAS S.A.									a	
, ΛΑΜΨΑΚΟΥ 2 ΑΘΗΝΑ	2107468525									
BOFA SECURITIES EUROPE SA				a	a					
, 112 AVENUE KL'BER 75116	+33 153655555									
CAPITAL SECURITIES S.A.				a			a			
58, ΜΗΤΡΟΠΟΛΕΩΣ 58 ΑΘΗΝΑ	2103369700									
CITIGROUP GLOBAL MARKETS EUROPE AG				a	a					
16, REUTERWEG 16	+49 691366-0									
CITIGROUP GLOBAL MARKETS LIMITED				a						
1, 33 CANADA SQUARE -CANARY WHARF	+44 02079864000									
CREDIT SUISSE BANK (EUROPE), S.A.				a	a					
, CALLE AYALA 42, 3A PLANTA-B MADRID	+34917916000									
CREDIT SUISSE SECURITIES (EUROPE) LIMITED				a						
1, ONE CABOT SQUARE LONDON	+44 2078888888									
CYCLOS SECURITIES S.A.				a			a			
39, ΧΑΡΙΛΑΟΥ ΤΡΙΚΟΥΠΗ 6-8-10 ΑΘΗΝΑ	2103364300									
DEUTSCHE BANK S.A.					a					
1, GREAT WINCHESTER STREET LONDON	+44 20 754 54209	00441133361437								
EUROBANK EQUITIES INVESTMENT FIRM SINGLE MEMBER SA				a		a	a	a		a
, ΦΙΛΕΛΛΗΝΩΝ 10 & ΞΕΝΟΦΩΝΤΟΣ 13 ΑΘΗΝΑ	2103720425									
EUROBANK S.A.									a	
, ΟΘΩΝΟΣ 8 ΑΘΗΝΑ	2103337000									
EUROCORP INVESTMENT SERVICES S.A.				a			a			a
14, ΠΛ.ΦΙΛΙΚΗΣ ΕΤΑΙΡΕΙΑΣ 14 ΑΘΗΝΑ	2107263600									
EUOTRUST INVESTMENT FIRM SA				a						
113, ΣΕΒΑΣΤΟΥΠΟΛΕΩΣ 113 ΑΘΗΝΑ	2103363100									
EUROXX SECURITIES S.A.				a		a	a	a		a
7, ΠΑΛΑΙΟΛΟΓΟΥ ΧΑΛΑΝΔΡΙ	(210)-6879400	(210)-6879401								
7, ΠΑΛΕΟΛΟΓΟΥ ΧΑΛΑΝΔΡΙ	+30 2106879400	210-6879401								
FREEDOM FINANCE EUROPE LTD					a					
, ΧΡΙΣΤΑΚΗ ΚΡΑΝΟΥ 20	035725257786									
G. A. PERVANAS SECURITIES- INVESTMENT SERVICES S.A.				a						
7-9, ΣΟΦΟΚΛΕΟΥΣ 7-9 ΑΘΗΝΑ	2103727200									
GLOBAL CAPITAL SECURITIES & FINANCIAL SERVICES LTD				a	a					
50, ΛΑΡΧΙΕΠΙΣΚΟΠΟΥ ΜΑΚΑΡΙΟΥ Γ50	0035722710710									
GREENPOST TRADING EUROPE LTD					a					
, ΚΙΜΟΝΟΣ 3, ACROPOLIS MANSIONS, 2ND FLOOR, FLAT/OFFICE 202	035722521389									
HELLENIC AMERICAN SECURITIES S.A.				a		a	a			a
27, ΑΝΔΡΕΑ ΠΑΠΑΝΔΡΕΟΥ 27 ΜΑΡΟΥΣΙ	2103311100									
HELLENIC BANK (INVESTMENTS) LTD					a					
, ΑΥΕ.ΚΥΡΙΑΚΟΥ ΜΑΤΣΙ 31 - PO BOX 24747 NICOSIA	+357 22500100	357 22500110								
HSBC CONTINENTAL EUROPE									a	
109-111, Λ.ΜΕΣΟΓΕΙΩΝ 109-111	2106960000									
INDEX SECURITIES S.A.				a						
6, ΔΡΑΓΑΤΣΑΝΙΟΥ 6 ΑΘΗΝΑ	2103213920									
J. CHR. MAVRIKIS SECURITIES S.A.				a						
5, ΣΟΦΟΚΛΕΟΥΣ 5 ΑΘΗΝΑ	2103216730									

Athex & ATHEXClear Members List

Member Name				Stock Market			Derivatives Market		ATHEXClear Member	
	Address	Phone	Fax	Market Member	Remote Member	Market Maker	Proprietary	Market Maker	General Clearing	Direct Clearing
KAPPA SECURITIES S.A.				a			a			
15, ΒΑΛΑΩΡΙΤΟΥ 15 ΑΘΗΝΑ	2103678600									
KARAMANOF SECURITIES & INVESTMENT SERVICES S.A.				a						
2, ΠΛ.ΑΓ.ΘΕΟΔΩΡΩΝ 2 ΑΘΗΝΑ	2103212947									
LAIKI FINANCIAL SERVICES LTD					a					
26, AVE. VYRONOS NICOSIA	357 22367367	357 22718567								
LEON DEPOLAS SECURITIES S.A.				a		a	a			
1, ΧΡΗΣΤΟΥ ΛΑΔΑ 1 ΑΘΗΝΑ	2103213276 -28									
MEGA EQUITY SECURITIES & FINANCIAL SERVICES PUBLIC LTD				a	a		a			
42-44, ΛΕΩΦ.ΓΡΙΒΑ ΔΙΓΕΝΗ 42-44	0035722711711									
MERIT SECURITIES S.A				a		a	a			a
5, ΣΟΦΟΚΛΕΟΥΣ 5 ΑΘΗΝΑ	2103671880									
MERRILL LYNCH INTERNATIONAL				a						
2, 2 KING EDWARD STREET LONDON	+44 20276281000									
N. CHRYSOCHOIDIS SECURITIES S.A.				a			a			a
7-9, ΣΟΦΟΚΛΕΟΥΣ 7-9 ΑΘΗΝΑ	2103213913									
NATIONAL BANK OF GREECE S.A.				a			a		a	
86, ΑΙΟΛΟΥ STR. ΑΘΗΝΑ	(210)-3341000	(210)-3228187								
68, ΑΚΑΔΙΜΙΑΣ STR. ΑΘΗΝΑ	(210)-3328817	(210)-3328678								
NATIONAL SECURITIES SINGLE MEMBER SA				a		a	a	a		
66, ΛΕΩΦΟΡΟΣ ΑΘΗΝΩΝ 128-132 & ΙΦΙΓΕΝΙΑΣ ΑΘΗΝΑ	2103328784									
NUNTIUS BROKERAGE AND INVESTMENT SERVICES S.A				a						
6, ΔΡΑΓΑΤΣΑΝΙΟΥ 6 ΑΘΗΝΑ	2103350599									
ONE PLUS CAPITAL LIMITED				a	a					
, 75 PRODROMOU AVENUE NICOSIA 1307	35722873760									
OPTIMA BANK S.A.				a		a	a	a	a	
32, ΑΙΓΙΑΛΕΙΑΣ 32 & ΠΑΡΑΔΕΙΣΟΥ ΜΑΡΟΥΣΙ	2108173663									
PANCRETA BANK S.A									a	
, ΙΚΑΡΟΥ 5	2810 338800									
PANTELAKIS SECURITIES S.A.				a		a	a	a		
57, ΕΘΝΙΚΗΣ ΑΝΤΙΣΤΑΣΕΩΣ 57, ΚΤΙΡΙΟ Β CHALANDRI	2106965000									
PEGASUS SECURITIES S.A				a			a			
17, ΒΑΛΑΩΡΙΤΟΥ 17 & ΑΜΕΡΙΚΗΣ ΑΘΗΝΑ	2103670700									
PIRAEUS BANK S.A.				a			a		a	
, ΑΜΕΡΙΚΗΣ 4 ΑΘΗΝΑ	2103335000									
PIRAEUS SECURITIES S. A.				a		a	a	a		a
10, ΣΤΑΔΙΟΥ 10 ΑΘΗΝΑ	2103354100									
PROCHOICE SECURITIES LTD				a	a					
57, ΛΕΩΦ.ΣΠΥΡΟΥ ΚΥΠΡΙΑΝΟΥ 57, ΑΚΙΝΗΤΑ Φ	035724661192									
SHARELINK SECURITIES & FINANCIAL SERVICES LTD				a			a			
6, HOUSE-ΘΕΟΤΟΚΗ 6 ΜΕΓΑΡΟ ΕΛΛΗΝΑ	+357 22554200									
SOCIETE GENERALE S.A.				a	a		a			
, 17 COURS VALMY, CEDEX	+157290504									
SOLIDUS SECURITIES S.A				a			a			a
64, ΛΟΥΙΖΗΣ ΡΙΑΝΚΟΥΡ 64 ΑΘΗΝΑ	2106900600									
ST. EM. LAVRENTAKIS SECURITIES S.A.				a			a			
7-9, ΣΟΦΟΚΛΕΟΥΣ 7-9 ΑΘΗΝΑ	2103213336									
THE CYPRUS INVESTMENT & SECURITIES CORPORATION LTD				a	a					
154, ΑΓΙΟΥ ΠΡΟΚΟΠΙΟΥ & ΠΟΣΕΙΔΩΝΟΣ 1	0035722121700									
UBS EUROPE SE				a	a					
, OPERNTURM, BOCKENHEIMER LANDSTRASSE 2-4	496921790									
UBS LIMITED					a					
1, FINSBURY AVENUE LONDON	+44 2075687135									

List of Stocks under Market Making operations

Securities	Market Maker	Start Market Making	Stock Category
MLS MULTIMEDIA SA (CR)			Suspension Status
	PIRAEUS SECURITIES S. A.	01/08/2019	
ALPHA ETF FTSE Athex Large Cap			Exchange Traded Funds (ETFs)
	ALPHA FINANCE INVESTMENT SERVICES SINGLE MEMBER SA	02/01/1900	
	NATIONAL SECURITIES SINGLE MEMBER SA	02/01/1900	
ADMIE (IPTO) HOLDING S.A. (CR)			Main Market
	EUROBANK EQUITIES INVESTMENT FIRM SINGLE MEMBER SA	24/05/2021	
	HELLENIC AMERICAN SECURITIES S.A.	09/03/2020	
	PIRAEUS SECURITIES S. A.	29/06/2017	
AEGEAN AIRLINES (CR)			Main Market
	EUROBANK EQUITIES INVESTMENT FIRM SINGLE MEMBER SA	22/09/2020	
ALPHA SERVICES HOLD (CR)			Main Market
	ALPHA FINANCE INVESTMENT SERVICES SINGLE MEMBER SA	29/02/2016	
	EUROBANK EQUITIES INVESTMENT FIRM SINGLE MEMBER SA	22/10/2006	
	HELLENIC AMERICAN SECURITIES S.A.	25/07/2014	
	LEON DEPOLAS SECURITIES S.A.	04/01/2016	
	MERIT SECURITIES S.A	03/09/2012	
	NATIONAL SECURITIES SINGLE MEMBER SA	02/01/1900	
	PIRAEUS SECURITIES S. A.	28/05/2009	
ALPHA TRUST (CR)			Main Market
	EUROBANK EQUITIES INVESTMENT FIRM SINGLE MEMBER SA	06/02/2023	
	LEON DEPOLAS SECURITIES S.A.	04/01/2021	
ANDROMEDA SA (CR)			Main Market
	BETA SECURITIES S.A.	15/02/2021	
	OPTIMA BANK S.A.	03/04/2023	
ATTICA BANK S.A. (CR)			Main Market
	EUROXX SECURITIES S.A.	22/01/2016	
	PIRAEUS SECURITIES S. A.	20/09/2017	
AUSTRIACARD (CB)			Main Market
	BETA SECURITIES S.A.	23/03/2023	
	EUROBANK EQUITIES INVESTMENT FIRM SINGLE MEMBER SA	15/05/2023	
AUTOHELLAS SA (CR)			Main Market
	ALPHA FINANCE INVESTMENT SERVICES SINGLE MEMBER SA	01/07/2019	
	EUROXX SECURITIES S.A.	02/07/2018	
AVAX S.A. (CR)			Main Market
	EUROBANK EQUITIES INVESTMENT FIRM SINGLE MEMBER SA	14/12/2015	
	PIRAEUS SECURITIES S. A.	01/02/2021	
AVE (CR)			Main Market
	EUROXX SECURITIES S.A.	05/06/2020	
BRIQ PROPERTIES (CR)			Main Market
	EUROBANK EQUITIES INVESTMENT FIRM SINGLE MEMBER SA	09/09/2019	
	LEON DEPOLAS SECURITIES S.A.	22/02/2021	
CC HBC AG (CR)			Main Market
	BETA SECURITIES S.A.	08/03/2021	
	NATIONAL SECURITIES SINGLE MEMBER SA	02/01/1900	
	PIRAEUS SECURITIES S. A.	04/05/2015	
CENERGY HOLDINGS (CB)			Main Market
	ALPHA FINANCE INVESTMENT SERVICES SINGLE MEMBER SA	02/01/2016	
	EUROBANK EQUITIES INVESTMENT FIRM SINGLE MEMBER SA	02/01/2016	
	OPTIMA BANK S.A.	14/03/2022	
	PANTELAKIS SECURITIES S.A.	27/12/2022	
CNL CAPITAL (CR)			Main Market
	MERIT SECURITIES S.A	01/10/2018	
DIMAND (CR)			Main Market
	ALPHA FINANCE INVESTMENT SERVICES SINGLE MEMBER SA	08/08/2022	
	EUROBANK EQUITIES INVESTMENT FIRM SINGLE MEMBER SA	08/08/2022	
	PANTELAKIS SECURITIES S.A.	15/05/2023	
EKTER SA (CR)			Main Market
	BETA SECURITIES S.A.	26/09/2022	
	EUROBANK EQUITIES INVESTMENT FIRM SINGLE MEMBER SA	16/10/2017	
	LEON DEPOLAS SECURITIES S.A.	21/05/2018	
ELASTRON (CR)			Main Market
	LEON DEPOLAS SECURITIES S.A.	20/02/2017	
ELLAKTOR (CR)			Main Market
	ALPHA FINANCE INVESTMENT SERVICES SINGLE MEMBER SA	18/03/2019	
	EUROBANK EQUITIES INVESTMENT FIRM SINGLE MEMBER SA	01/06/2012	
	EUROXX SECURITIES S.A.	24/09/2018	
	NATIONAL SECURITIES SINGLE MEMBER SA	02/01/1900	
	PIRAEUS SECURITIES S. A.	22/10/2018	

List of Stocks under Market Making operations

Securities	Stock Category
Market Maker	Start Market Making
ELTON SA (CR)	Main Market
BETA SECURITIES S.A.	03/09/2012
EUROBANK EQUITIES INVESTMENT FIRM SINGLE MEMBER SA	28/11/2022
OPTIMA BANK S.A.	30/01/2023
ELVALHALCOR (CR)	Main Market
ALPHA FINANCE INVESTMENT SERVICES SINGLE MEMBER SA	07/05/2018
BETA SECURITIES S.A.	09/01/2023
EUROBANK EQUITIES INVESTMENT FIRM SINGLE MEMBER SA	07/05/2018
ENTERSOFT (CR)	Main Market
ALPHA FINANCE INVESTMENT SERVICES SINGLE MEMBER SA	23/03/2023
EUROBANK EQUITIES INVESTMENT FIRM SINGLE MEMBER SA	22/06/2020
EUROBANK HOLDINGS (CR)	Main Market
ALPHA FINANCE INVESTMENT SERVICES SINGLE MEMBER SA	09/01/2006
EUROBANK EQUITIES INVESTMENT FIRM SINGLE MEMBER SA	01/06/2012
HELLENIC AMERICAN SECURITIES S.A.	25/07/2014
LEON DEPOLAS SECURITIES S.A.	30/11/2018
MERIT SECURITIES S.A.	06/11/2017
NATIONAL SECURITIES SINGLE MEMBER SA	02/01/1900
PIRAEUS SECURITIES S. A.	28/09/2009
EUROCONSULTANTS S.A. (CR)	Main Market
OPTIMA BANK S.A.	01/02/2023
EYDAP S.A. (CR)	Main Market
ALPHA FINANCE INVESTMENT SERVICES SINGLE MEMBER SA	27/01/2020
EUROBANK EQUITIES INVESTMENT FIRM SINGLE MEMBER SA	10/06/2019
FOURLIS (CR)	Main Market
EUROBANK EQUITIES INVESTMENT FIRM SINGLE MEMBER SA	01/12/2016
PIRAEUS SECURITIES S. A.	06/03/2017
GEK TERNA (CR)	Main Market
BETA SECURITIES S.A.	08/03/2021
EUROBANK EQUITIES INVESTMENT FIRM SINGLE MEMBER SA	24/05/2021
PIRAEUS SECURITIES S. A.	29/08/2019
GR. SARANTIS S.A. (CR)	Main Market
BETA SECURITIES S.A.	14/05/2012
EUROBANK EQUITIES INVESTMENT FIRM SINGLE MEMBER SA	24/10/2016
HELLENIC EXCHANGES-A.S.E. (CR)	Main Market
HELLENIC AMERICAN SECURITIES S.A.	01/09/2014
NATIONAL SECURITIES SINGLE MEMBER SA	02/01/1900
PIRAEUS SECURITIES S. A.	04/05/2015
HELLENIO ENERGY (CR)	Main Market
HELLENIC AMERICAN SECURITIES S.A.	14/09/2015
PIRAEUS SECURITIES S. A.	20/03/2017
IDEAL HOLDINGS (CR)	Main Market
EUROBANK EQUITIES INVESTMENT FIRM SINGLE MEMBER SA	07/06/2021
PIRAEUS SECURITIES S. A.	07/06/2021
INTERCONTINENTAL (CR)	Main Market
LEON DEPOLAS SECURITIES S.A.	03/06/2019
INTERLIFE G.C.I.(CR)	Main Market
BETA SECURITIES S.A.	24/10/2022
INTERWOOD-XYLEMPORIA (CR)	Main Market
EUROBANK EQUITIES INVESTMENT FIRM SINGLE MEMBER SA	05/07/2021
PANTELAKIS SECURITIES S.A.	01/07/2021
INTRAKAT (CR)	Main Market
BETA SECURITIES S.A.	04/10/2021
PANTELAKIS SECURITIES S.A.	10/10/2022
JUMBO SA (CR)	Main Market
BETA SECURITIES S.A.	01/02/2021
EUROBANK EQUITIES INVESTMENT FIRM SINGLE MEMBER SA	25/05/2020
MERIT SECURITIES S.A.	06/11/2017
PIRAEUS SECURITIES S. A.	06/03/2017
KLOUKINAS - LAPPAS SA (CR)	Main Market
OPTIMA BANK S.A.	02/01/2023
KRI-KRI S.A. (CR)	Main Market
EUROBANK EQUITIES INVESTMENT FIRM SINGLE MEMBER SA	07/05/2018
LEON DEPOLAS SECURITIES S.A.	16/01/2017
LAMDA DEVELOPMENT SA (CR)	Main Market
EUROBANK EQUITIES INVESTMENT FIRM SINGLE MEMBER SA	08/12/2014
PANTELAKIS SECURITIES S.A.	06/11/2017
PIRAEUS SECURITIES S. A.	29/06/2017

List of Stocks under Market Making operations

Securities	Stock Category
Market Maker	Start Market Making
LAMPSA HOTEL SA (CR)	Main Market
LEON DEPOLAS SECURITIES S.A.	16/01/2017
MIG (CR)	Main Market
EUROBANK EQUITIES INVESTMENT FIRM SINGLE MEMBER SA	23/03/2015
PIRAEUS SECURITIES S. A.	02/02/2009
MOTOR OIL (CR)	Main Market
BETA SECURITIES S.A.	08/03/2021
EUROBANK EQUITIES INVESTMENT FIRM SINGLE MEMBER SA	22/10/2006
LEON DEPOLAS SECURITIES S.A.	01/04/2019
MERIT SECURITIES S.A.	25/02/2019
NATIONAL SECURITIES SINGLE MEMBER SA	02/01/1900
PIRAEUS SECURITIES S. A.	04/05/2015
MPLE KEDROS (CR)	Main Market
MERIT SECURITIES S.A.	30/09/2022
MYTILINEOS (CR)	Main Market
ALPHA FINANCE INVESTMENT SERVICES SINGLE MEMBER SA	15/04/2019
BETA SECURITIES S.A.	11/04/2022
EUROBANK EQUITIES INVESTMENT FIRM SINGLE MEMBER SA	20/09/2017
MERIT SECURITIES S.A.	25/02/2019
NATIONAL SECURITIES SINGLE MEMBER SA	02/01/1900
PIRAEUS SECURITIES S. A.	04/05/2015
NATIONAL BANK (CR)	Main Market
ALPHA FINANCE INVESTMENT SERVICES SINGLE MEMBER SA	09/01/2006
EUROBANK EQUITIES INVESTMENT FIRM SINGLE MEMBER SA	22/10/2006
HELLENIC AMERICAN SECURITIES S.A.	25/07/2014
LEON DEPOLAS SECURITIES S.A.	20/05/2015
MERIT SECURITIES S.A.	03/09/2012
NATIONAL SECURITIES SINGLE MEMBER SA	02/01/1900
PIRAEUS SECURITIES S. A.	08/09/2008
OPAP (CR)	Main Market
ALPHA FINANCE INVESTMENT SERVICES SINGLE MEMBER SA	09/01/2006
BETA SECURITIES S.A.	11/04/2022
EUROBANK EQUITIES INVESTMENT FIRM SINGLE MEMBER SA	22/10/2006
HELLENIC AMERICAN SECURITIES S.A.	25/07/2014
MERIT SECURITIES S.A.	20/03/2017
NATIONAL SECURITIES SINGLE MEMBER SA	02/01/1900
PIRAEUS SECURITIES S. A.	04/05/2015
OTE (CR)	Main Market
ALPHA FINANCE INVESTMENT SERVICES SINGLE MEMBER SA	09/01/2006
BETA SECURITIES S.A.	11/04/2022
EUROBANK EQUITIES INVESTMENT FIRM SINGLE MEMBER SA	22/10/2006
HELLENIC AMERICAN SECURITIES S.A.	25/07/2014
LEON DEPOLAS SECURITIES S.A.	20/04/2015
MERIT SECURITIES S.A.	20/03/2017
NATIONAL SECURITIES SINGLE MEMBER SA	02/01/1900
PIRAEUS SECURITIES S. A.	08/09/2008
P.P.A. S.A. (CR)	Main Market
EUROBANK EQUITIES INVESTMENT FIRM SINGLE MEMBER SA	06/02/2019
PAPOUTSANIS (CR)	Main Market
BETA SECURITIES S.A.	25/11/2013
PETROPOULOS PETROS (CR)	Main Market
EUROBANK EQUITIES INVESTMENT FIRM SINGLE MEMBER SA	01/04/2019
PANTELAKIS SECURITIES S.A.	16/03/2020
PIRAEUS FINANCIAL HOLD (CR)	Main Market
ALPHA FINANCE INVESTMENT SERVICES SINGLE MEMBER SA	15/04/2019
EUROBANK EQUITIES INVESTMENT FIRM SINGLE MEMBER SA	22/10/2006
EUROXX SECURITIES S.A.	15/02/2016
HELLENIC AMERICAN SECURITIES S.A.	25/07/2014
LEON DEPOLAS SECURITIES S.A.	30/11/2018
MERIT SECURITIES S.A.	16/09/2013
NATIONAL SECURITIES SINGLE MEMBER SA	02/01/1900
PIRAEUS SECURITIES S. A.	16/02/2009

List of Stocks under Market Making operations

Securities	Market Maker	Start Market Making	Stock Category
PPC (CR)			Main Market
	ALPHA FINANCE INVESTMENT SERVICES SINGLE MEMBER SA	09/01/2006	
	BETA SECURITIES S.A.	01/02/2021	
	EUROBANK EQUITIES INVESTMENT FIRM SINGLE MEMBER SA	22/10/2006	
	HELLENIC AMERICAN SECURITIES S.A.	01/09/2014	
	MERIT SECURITIES S.A	06/11/2017	
	NATIONAL SECURITIES SINGLE MEMBER SA	02/01/1900	
	PIRAEUS SECURITIES S. A.	28/09/2009	
PREMIA (CR)			Main Market
	BETA SECURITIES S.A.	01/06/2021	
	LEON DEPOLAS SECURITIES S.A.	05/12/2022	
	PANTELAKIS SECURITIES S.A.	23/12/2021	
PROFILE SA (CR)			Main Market
	OPTIMA BANK S.A.	03/04/2023	
	PANTELAKIS SECURITIES S.A.	01/07/2019	
QUALITY & RELIABILITY SA (CR)			Main Market
	OPTIMA BANK S.A.	03/01/2023	
QUEST HOLDINGS (CR)			Main Market
	BETA SECURITIES S.A.	26/03/2018	
	EUROBANK EQUITIES INVESTMENT FIRM SINGLE MEMBER SA	28/01/2019	
SIDMA STEEL (CR)			Main Market
	LEON DEPOLAS SECURITIES S.A.	06/06/2022	
	OPTIMA BANK S.A.	25/05/2023	
SPACE HELLAS SA (CR)			Main Market
	MERIT SECURITIES S.A	09/12/2022	
TECHNICAL OLYMPIC SA (CR)			Main Market
	BETA SECURITIES S.A.	04/04/2022	
TERNA ENERGY (CR)			Main Market
	EUROBANK EQUITIES INVESTMENT FIRM SINGLE MEMBER SA	24/05/2021	
	PIRAEUS SECURITIES S. A.	09/12/2019	
THRACE PLASTICS SA (CR)			Main Market
	ALPHA FINANCE INVESTMENT SERVICES SINGLE MEMBER SA	26/03/2018	
	EUROBANK EQUITIES INVESTMENT FIRM SINGLE MEMBER SA	26/03/2018	
TITAN CEMENT (CB)			Main Market
	BETA SECURITIES S.A.	01/02/2021	
	EUROBANK EQUITIES INVESTMENT FIRM SINGLE MEMBER SA	06/11/2019	
	PIRAEUS SECURITIES S. A.	18/01/2021	
TZIRAKIAN PROFIL (CR)			Main Market
	LEON DEPOLAS SECURITIES S.A.	19/07/2021	
VIOHALCO SA/NV (CB)			Main Market
	ALPHA FINANCE INVESTMENT SERVICES SINGLE MEMBER SA	11/03/2008	
	EUROBANK EQUITIES INVESTMENT FIRM SINGLE MEMBER SA	04/03/2014	
	MERIT SECURITIES S.A	17/03/2014	

Underlying Asset				Derivatives Market													
Price max	Price min	Closing price	change	Delivery Month	Open price	Price max	Price min	Last price	Closing price	Last Bid	Last Ask	Fixing price*	Life high	Life low	Trades	Volume	Open Interest
FTSE/Athex Large Cap (Trade Unit: 1 Index Point x 2E, Cash Settlement)																	
2,975.21	2,946.30	2,946.30	-0.75%	June 2023	2,945.00	2,965.00	2,945.00	2,947.75	2,947.75	---	---	---	3,018.00	---	124	596	5,688
				July 2023	2,936.25	2,939.00	2,929.50	2,930.00	2,930.00	---	---	---	2,996.00	---	15	149	580
				August 2023	---	---	---	---	2,981.75	---	---	---	---	---	---	---	---
				September 2023	---	---	---	---	2,986.25	---	---	---	---	---	---	---	---
				December 2023	---	---	---	---	3,001.25	---	---	---	---	---	---	---	---
				March 2024	---	---	---	---	3,016.25	---	---	---	---	---	---	---	---
FTSE/Athex Banks (Trade Unit: 1 Index Point x 15E, Cash Settlement)																	
979.62	958.27	958.27	-1.87%	June 2023	974.75	977.00	962.50	962.50	962.50	---	---	---	1,028.00	---	11	92	1,700
				September 2023	---	---	---	---	982.50	---	---	---	---	---	---	---	---
				December 2023	---	---	---	---	987.25	---	---	---	---	---	---	---	---
				March 2024	---	---	---	---	992.25	---	---	---	---	---	---	---	---
MSCI GREECE REBASED (Trade Unit: 1 Index Point x 2E, Cash Settlement)																	
4,688.53	4,644.56	4,644.56	-0.75%	June 2023	---	---	---	---	4,650.50	---	---	---	4,734.25	---	---	---	154
				July 2023	---	---	---	---	4,599.50	---	---	---	4,559.25	---	---	---	10
				August 2023	---	---	---	---	4,603.75	---	---	---	4,563.50	---	---	---	20
				September 2023	---	---	---	---	4,707.75	---	---	---	---	---	---	---	---
				December 2023	---	---	---	---	4,731.50	---	---	---	---	---	---	---	---
				March 2024	---	---	---	---	4,755.00	---	---	---	---	---	---	---	---

Derivatives notes

Fixing prices and final open positions can be retrieved from the following path <http://www.helex.gr/el/web/guest/statistics-end-of-day-derivatives>

Underlying Asset				Derivatives Market													
Price max	Price min	Closing price	change	Delivery Month	Open price	Price max	Price min	Last price	Closing price	Last Bid	Last Ask	Fixing price*	Life high	Life low	Trades	Volume	Open Interest
ADMIE (IPTO) HOLDING S.A. (CR)				(Contract Size: 100 Securities, Physical Delivery)													
1.938	1.914	1.92	-1.13%	June 2023	1.92	1.94	1.92	1.94	1.94	---	---	---	1.98	---	4	34	12,393
				September 2023	1.92	1.92	1.90	1.91	1.91	---	---	---	1.95	---	20	156	2,143
				December 2023	---	---	---	---	1.96	---	---	---	---	---	---	---	---
				March 2024	---	---	---	---	1.97	---	---	---	---	---	---	---	---
AEGEAN AIRLINES (CR)				(Contract Size: 100 Securities, Physical Delivery)													
10.16	9.77	9.99	1.32%	June 2023	9.86	10.15	9.86	9.98	9.98	---	---	---	10.15	---	57	255	1,780
				September 2023	10.00	10.12	10.00	10.12	10.12	---	---	---	10.12	---	4	12	6
				December 2023	---	---	---	---	9.97	---	---	---	---	---	---	---	---
				March 2024	---	---	---	---	10.02	---	---	---	---	---	---	---	---
ALPHA SERVICES HOLD (CR)				(Contract Size: 100 Securities, Physical Delivery)													
1.4055	1.3855	1.3855	-1.42%	June 2023	1.41	1.42	1.39	1.40	1.40	---	---	---	1.52	---	291	14,306	202,069
				September 2023	1.42	1.44	1.40	1.41	1.41	---	---	---	1.48	---	15	288	504
				December 2023	---	---	---	---	1.42	---	---	---	---	---	---	---	---
				March 2024	---	---	---	---	1.43	---	---	---	---	---	---	---	---
AUTOHELLAS SA (CR)				(Contract Size: 100 Securities, Physical Delivery)													
14.46	14.12	14.38	0.28%	June 2023	---	---	---	---	14.50	---	---	---	14.70	---	---	---	92
				September 2023	---	---	---	---	14.43	---	---	---	---	---	---	---	---
				December 2023	---	---	---	---	14.50	---	---	---	---	---	---	---	---
				March 2024	---	---	---	---	14.57	---	---	---	---	---	---	---	---
AVAX S.A. (CR)				(Contract Size: 100 Securities, Physical Delivery)													
1.138	1.072	1.138	6.55%	June 2023	1.07	1.12	1.06	1.10	1.10	---	---	---	1.12	---	23	74	521
				September 2023	---	---	---	---	1.07	---	---	---	---	---	---	---	---
				December 2023	---	---	---	---	1.08	---	---	---	---	---	---	---	---
				March 2024	---	---	---	---	1.09	---	---	---	---	---	---	---	---
CC HBC AG (CR)				(Contract Size: 100 Securities, Physical Delivery)													
27.98	27.51	27.65	-1.25%	June 2023	27.63	27.74	27.63	27.74	27.74	---	---	---	28.84	---	2	6	232
				September 2023	---	---	---	---	28.17	---	---	---	---	---	---	---	---
				December 2023	---	---	---	---	28.31	---	---	---	---	---	---	---	---
				March 2024	---	---	---	---	28.45	---	---	---	---	---	---	---	---
CENERGY HOLDINGS (CB)				(Contract Size: 100 Securities, Physical Delivery)													
5.74	5.54	5.69	0.35%	June 2023	5.59	5.75	5.56	5.68	5.68	---	---	---	5.75	---	31	110	5,609
				September 2023	5.70	5.70	5.70	5.70	5.70	---	---	---	5.70	---	1	4	9
				December 2023	---	---	---	---	5.73	---	---	---	---	---	---	---	---
				March 2024	---	---	---	---	5.76	---	---	---	---	---	---	---	---

Derivatives notes

Fixing prices and final open positions can be retrieved from the following path <http://www.helex.gr/el/web/guest/statistics-end-of-day-derivatives>

Underlying Asset				Derivatives Market													
Price max	Price min	Closing price	change	Delivery Month	Open price	Price max	Price min	Last price	Closing price	Last Bid	Last Ask	Fixing price*	Life high	Life low	Trades	Volume	Open Interest
ELLAKTOR (CR)				(Contract Size: 100 Securities, Physical Delivery)													
2.315	2.26	2.29	0.44%	June 2023	2.27	2.31	2.27	2.27	2.27	---	---	---	2.31	---	20	59	1,069
				September 2023	---	---	---	---	2.29	---	---	---	---	---	---	---	---
				December 2023	---	---	---	---	2.31	---	---	---	---	---	---	---	---
				March 2024	---	---	---	---	2.32	---	---	---	---	---	---	---	---
ELVALHALCOR (CR)				(Contract Size: 100 Securities, Physical Delivery)													
1.838	1.794	1.81	-1.52%	June 2023	1.82	1.84	1.80	1.81	1.81	---	---	---	1.86	---	17	77	1,499
				September 2023	---	---	---	---	1.83	---	---	---	1.72	---	---	---	1
				December 2023	---	---	---	---	1.86	---	---	---	---	---	---	---	---
				March 2024	---	---	---	---	1.87	---	---	---	---	---	---	---	---
EUROBANK HOLDINGS (CR)				(Contract Size: 100 Securities, Physical Delivery)													
1.504	1.4585	1.46	-1.88%	June 2023	1.49	1.52	1.46	1.47	1.47	---	---	---	1.71	---	155	5,102	45,266
				September 2023	1.48	1.48	1.48	1.48	1.48	---	---	---	1.58	---	1	2	7
				December 2023	---	---	---	---	1.50	---	---	---	---	---	---	---	---
				March 2024	---	---	---	---	1.51	---	---	---	---	---	---	---	---
EYDAP S.A. (CR)				(Contract Size: 100 Securities, Physical Delivery)													
6.8	6.53	6.53	-3.97%	June 2023	6.72	6.72	6.70	6.70	6.70	---	---	---	6.95	---	5	11	521
				September 2023	---	---	---	---	6.65	---	---	---	6.83	---	---	---	---
				December 2023	---	---	---	---	6.88	---	---	---	---	---	---	---	---
				March 2024	---	---	---	---	6.91	---	---	---	---	---	---	---	---
FOURLIS (CR)				(Contract Size: 100 Securities, Physical Delivery)													
4.5	4.37	4.4	-3.08%	June 2023	4.43	4.43	4.39	4.39	4.39	---	---	---	4.55	---	14	29	916
				September 2023	4.45	4.45	4.45	4.45	4.45	---	---	---	4.45	---	2	20	---
				December 2023	---	---	---	---	4.59	---	---	---	---	---	---	---	---
				March 2024	---	---	---	---	4.61	---	---	---	---	---	---	---	---
GEK TERNA (CR)				(Contract Size: 100 Securities, Physical Delivery)													
13.7	13.54	13.54	-1.46%	June 2023	13.57	13.57	13.55	13.55	13.55	---	---	---	14.02	---	3	5	8,168
				September 2023	---	---	---	---	13.82	---	---	---	---	---	---	---	---
				December 2023	---	---	---	---	13.89	---	---	---	---	---	---	---	---
				March 2024	---	---	---	---	13.96	---	---	---	---	---	---	---	---
HELLENIC EXCHANGES-A.S.E. (CR)				(Contract Size: 100 Securities, Physical Delivery)													
5.06	4.91	4.91	-4.10%	June 2023	4.91	4.94	4.84	4.84	4.84	---	---	---	5.18	---	43	174	1,938
				September 2023	4.93	4.93	4.93	4.93	4.93	---	---	---	5.10	---	1	3	541
				December 2023	---	---	---	---	5.18	---	---	---	---	---	---	---	---
				March 2024	---	---	---	---	5.20	---	---	---	---	---	---	---	---

Derivatives notes

Fixing prices and final open positions can be retrieved from the following path <http://www.helex.gr/el/web/guest/statistics-end-of-day-derivatives>

Underlying Asset				Derivatives Market													
Price max	Price min	Closing price	change	Delivery Month	Open price	Price max	Price min	Last price	Closing price	Last Bid	Last Ask	Fixing price*	Life high	Life low	Trades	Volume	Open Interest
HELLENiQ ENERGY (CR)																	
(Contract Size: 100 Securities, Physical Delivery)																	
8.04	7.89	7.99	0.63%	June 2023	8.00	8.04	7.99	7.99	7.99	---	---	---	8.10	---	14	32	1,550
				September 2023	7.90	7.90	7.90	7.90	7.90	---	---	---	7.92	---	1	1	26
				December 2023	---	---	---	---	8.03	---	---	---	---	---	---	---	---
				March 2024	---	---	---	---	8.07	---	---	---	---	---	---	---	---
INTRACOM HOLDINGS (CR)																	
(Contract Size: 100 Securities, Physical Delivery)																	
1.946	1.916	1.922	-0.21%	June 2023	1.94	1.94	1.93	1.94	1.94	---	---	---	2.07	---	12	39	4,620
				September 2023	---	---	---	---	2.00	---	---	---	2.01	---	---	---	29
				December 2023	---	---	---	---	1.95	---	---	---	---	---	---	---	---
				March 2024	---	---	---	---	1.96	---	---	---	---	---	---	---	---
INTRAKAT (CR)																	
(Contract Size: 100 Securities, Physical Delivery)																	
1.86	1.826	1.856	0.00%	June 2023	1.86	1.86	1.83	1.85	1.85	---	---	---	1.88	---	12	66	8,722
				September 2023	1.86	1.86	1.86	1.86	1.86	---	---	---	1.86	---	2	7	1,757
				December 2023	---	---	---	---	1.88	---	---	---	---	---	---	---	---
				March 2024	---	---	---	---	1.89	---	---	---	---	---	---	---	---
JUMBO SA (CR)																	
(Contract Size: 100 Securities, Physical Delivery)																	
22.2	21.66	21.7	-2.25%	June 2023	21.30	21.98	21.30	21.78	21.78	---	---	---	23.32	---	13	36	395
				September 2023	---	---	---	---	22.33	---	---	---	---	---	---	---	---
				December 2023	---	---	---	---	22.45	---	---	---	---	---	---	---	---
				March 2024	---	---	---	---	22.56	---	---	---	---	---	---	---	---
LAMDA DEVELOPMENT SA (CR)																	
(Contract Size: 100 Securities, Physical Delivery)																	
6.45	6.35	6.38	-1.16%	June 2023	6.38	6.43	6.37	6.43	6.43	---	---	---	6.53	---	18	44	5,697
				September 2023	---	---	---	---	6.49	---	---	---	---	---	---	---	---
				December 2023	---	---	---	---	6.53	---	---	---	---	---	---	---	---
				March 2024	---	---	---	---	6.56	---	---	---	---	---	---	---	---
MIG (CR)																	
(Contract Size: 3 Securities, Physical Delivery)																	
5.1	4.76	5.08	3.67%	June 2023	4.77	4.99	4.73	4.99	4.99	---	---	---	5.80	---	32	192	1,375
				September 2023	4.75	4.75	4.75	4.75	4.75	---	---	---	4.75	---	1	5	---
				December 2023	---	---	---	---	4.95	---	---	---	---	---	---	---	---
				March 2024	---	---	---	---	4.98	---	---	---	---	---	---	---	---
MOTOR OIL (CR)																	
(Contract Size: 100 Securities, Physical Delivery)																	
24.48	23.8	24.12	2.29%	June 2023	23.75	24.48	23.75	24.17	24.17	---	---	---	25.05	---	60	241	1,889
				September 2023	23.44	23.44	22.91	22.91	22.91	---	---	---	23.44	---	7	21	196
				December 2023	---	---	---	---	23.84	---	---	---	---	---	---	---	---
				March 2024	---	---	---	---	23.96	---	---	---	---	---	---	---	---

Derivatives notes

Fixing prices and final open positions can be retrieved from the following path <http://www.helex.gr/el/web/guest/statistics-end-of-day-derivatives>

Underlying Asset				Derivatives Market													
Price max	Price min	Closing price	change	Delivery Month	Open price	Price max	Price min	Last price	Closing price	Last Bid	Last Ask	Fixing price*	Life high	Life low	Trades	Volume	Open Interest
MYTILINEOS (CR)																	
(Contract Size: 100 Securities, Physical Delivery)																	
29.54	28.72	29.48	1.44%	June 2023	28.93	29.54	28.86	29.26	29.26	---	---	---	29.80	---	46	169	2,380
				September 2023	28.42	28.57	28.40	28.57	28.57	---	---	---	29.40	---	4	9	88
				December 2023	---	---	---	---	29.38	---	---	---	---	---	---	---	---
				March 2024	---	---	---	---	29.53	---	---	---	---	---	---	---	---
NATIONAL BANK (CR)																	
(Contract Size: 100 Securities, Physical Delivery)																	
6	5.8	5.8	-3.17%	June 2023	5.94	6.03	5.85	5.86	5.86	---	---	---	6.30	---	210	2,117	21,604
				September 2023	5.95	5.95	5.91	5.91	5.91	---	---	---	6.07	---	5	37	78
				December 2023	---	---	---	---	6.06	---	---	---	---	---	---	---	---
				March 2024	---	---	---	---	6.09	---	---	---	---	---	---	---	---
OPAP (CR)																	
(Contract Size: 100 Securities, Physical Delivery)																	
16.48	15.98	15.98	-0.19%	June 2023	15.61	15.65	15.49	15.64	15.64	---	---	---	16.21	---	9	45	1,647
				September 2023	---	---	---	---	16.11	---	---	---	---	---	---	---	---
				December 2023	---	---	---	---	16.19	---	---	---	---	---	---	---	---
				March 2024	---	---	---	---	16.27	---	---	---	---	---	---	---	---
OTE (CR)																	
(Contract Size: 100 Securities, Physical Delivery)																	
14.46	14.18	14.32	0.84%	June 2023	14.33	14.48	14.28	14.36	14.36	---	---	---	15.20	---	61	423	12,077
				September 2023	14.39	14.39	14.01	14.04	14.04	---	---	---	14.39	---	15	93	129
				December 2023	---	---	---	---	14.36	---	---	---	---	---	---	---	---
				March 2024	---	---	---	---	14.43	---	---	---	---	---	---	---	---
P.P.A. S.A. (CR)																	
(Contract Size: 100 Securities, Physical Delivery)																	
20.15	19.8	20	-0.74%	June 2023	---	---	---	---	20.38	---	---	---	19.95	---	---	---	356
				September 2023	---	---	---	---	20.27	---	---	---	---	---	---	---	---
				December 2023	---	---	---	---	20.37	---	---	---	---	---	---	---	---
				March 2024	---	---	---	---	20.47	---	---	---	---	---	---	---	---
PIRAEUS FINANCIAL HOLD (CR)																	
(Contract Size: 100 Securities, Physical Delivery)																	
2.784	2.746	2.76	-0.29%	June 2023	2.76	2.80	2.75	2.77	2.77	---	---	---	2.88	---	173	6,101	68,597
				September 2023	2.80	2.81	2.79	2.79	2.79	---	---	---	2.88	---	9	927	224
				December 2023	---	---	---	---	2.80	---	---	---	---	---	---	---	---
				March 2024	---	---	---	---	2.81	---	---	---	---	---	---	---	---
PPC (CR)																	
(Contract Size: 100 Securities, Physical Delivery)																	
9.98	9.835	9.905	-0.75%	June 2023	9.93	9.95	9.89	9.95	9.95	---	---	---	10.07	---	53	354	22,157
				September 2023	10.00	10.00	10.00	10.00	10.00	---	---	---	10.25	---	1	10	192
				December 2023	---	---	---	---	10.09	---	---	---	---	---	---	---	---
				March 2024	---	---	---	---	10.14	---	---	---	---	---	---	---	---

Derivatives notes

Fixing prices and final open positions can be retrieved from the following path <http://www.helex.gr/el/web/guest/statistics-end-of-day-derivatives>

Underlying Asset				Derivatives Market													
Price max	Price min	Closing price	change	Delivery Month	Open price	Price max	Price min	Last price	Closing price	Last Bid	Last Ask	Fixing price*	Life high	Life low	Trades	Volume	Open Interest
QUEST HOLDINGS (CR)				(Contract Size: 100 Securities, Physical Delivery)													
5.97	5.75	5.87	1.21%	June 2023	5.80	5.80	5.80	5.80	5.80	---	---	---	5.91	---	1	1	212
				September 2023	---	---	---	---	5.83	---	---	---	---	---	---	---	---
				December 2023	---	---	---	---	5.86	---	---	---	---	---	---	---	---
				March 2024	---	---	---	---	5.89	---	---	---	---	---	---	---	---
TERNA ENERGY (CR)				(Contract Size: 100 Securities, Physical Delivery)													
20.14	19.65	20.14	0.30%	June 2023	20.12	20.30	19.85	20.17	20.17	---	---	---	20.98	---	64	301	12,167
				September 2023	19.72	19.86	19.72	19.81	19.81	---	---	---	20.75	---	4	20	80
				December 2023	---	---	---	---	20.30	---	---	---	---	---	---	---	---
				March 2024	---	---	---	---	20.40	---	---	---	---	---	---	---	---
TITAN CEMENT (CB)				(Contract Size: 100 Securities, Physical Delivery)													
16.64	16.2	16.6	0.73%	June 2023	16.60	16.60	16.49	16.49	16.49	---	---	---	16.68	---	4	12	506
				September 2023	---	---	---	---	16.58	---	---	---	---	---	---	---	---
				December 2023	---	---	---	---	16.66	---	---	---	---	---	---	---	---
				March 2024	---	---	---	---	16.75	---	---	---	---	---	---	---	---
VIOHALCO SA/NV (CB)				(Contract Size: 100 Securities, Physical Delivery)													
5.84	5.61	5.8	1.22%	June 2023	5.74	5.85	5.70	5.79	5.79	---	---	---	5.85	---	50	276	5,021
				September 2023	---	---	---	---	5.67	---	---	---	4.46	---	---	---	20
				December 2023	---	---	---	---	5.79	---	---	---	---	---	---	---	---
				March 2024	---	---	---	---	5.82	---	---	---	---	---	---	---	---

Derivatives notes

Fixing prices and final open positions can be retrieved from the following path <http://www.helex.gr/el/web/guest/statistics-end-of-day-derivatives>

FTSE/Athex Large Cap

(Trade Unit: 1 Index Point x 2€ - Exercise Style: European, Cash Settlement)

Call Options															Put Options																			
June 2023								July 2023							Other Months		June 2023								July 2023							Other Months		Exercise Price
Open price	Price max	Price min	Last price	Closing price	Volume	Open Interest	Open price	Price max	Price min	Last price	Closing price	Volume	Open Interest	Volume	Open Interest	Open price	Price max	Price min	Last price	Closing price	Volume	Open Interest	Open price	Price max	Price min	Last price	Closing price	Volume	Open Interest	Volume	Open Interest			
1,725	0.00	0.00	0.00	-	1,250.00	-	-	-	-	-	-	-	-	-	-	0.00	0.00	0.00	-	0.01	-	-	-	-	-	-	-	-	-	-	-	1,725		
1,750	0.00	0.00	0.00	-	1,225.00	-	-	-	-	-	-	-	-	-	-	0.00	0.00	0.00	-	0.01	-	-	-	-	-	-	-	-	-	-	-	1,750		
1,775	0.00	0.00	0.00	-	1,200.00	-	-	-	-	-	-	-	-	-	-	0.00	0.00	0.00	-	0.02	-	-	-	-	-	-	-	-	-	-	-	1,775		
1,800	0.00	0.00	0.00	-	1,175.00	-	-	-	-	-	-	-	-	-	-	0.00	0.00	0.00	-	0.01	-	-	-	-	-	-	-	-	-	-	-	1,800		
1,825	0.00	0.00	0.00	-	1,150.00	-	-	-	-	-	-	-	-	-	-	0.00	0.00	0.00	-	0.01	-	-	-	-	-	-	-	-	-	-	-	1,825		
1,850	0.00	0.00	0.00	-	1,125.00	-	-	-	-	-	-	-	-	-	-	0.00	0.00	0.00	-	0.01	-	-	-	-	-	-	-	-	-	-	-	1,850		
1,875	0.00	0.00	0.00	-	1,100.00	-	-	-	-	-	-	-	-	-	-	0.00	0.00	0.00	-	0.01	-	-	-	-	-	-	-	-	-	-	-	1,875		
1,900	0.00	0.00	0.00	-	1,075.00	-	-	-	-	-	-	-	-	-	-	0.00	0.00	0.00	-	0.01	-	-	-	-	-	-	-	-	-	-	-	1,900		
1,925	0.00	0.00	0.00	-	1,050.00	-	-	-	-	-	-	-	-	-	-	0.00	0.00	0.00	-	0.01	-	-	-	-	-	-	-	-	-	-	-	1,925		
1,950	0.00	0.00	0.00	-	1,025.00	-	-	-	-	-	-	-	-	-	-	0.00	0.00	0.00	-	0.01	-	-	-	-	-	-	-	-	-	-	-	1,950		
1,975	0.00	0.00	0.00	-	1,000.00	-	-	-	-	-	-	-	-	-	-	0.00	0.00	0.00	-	0.01	-	-	-	-	-	-	-	-	-	-	-	1,975		
2,000	0.00	0.00	0.00	-	975.00	-	-	-	-	-	-	-	-	-	-	0.00	0.00	0.00	-	0.01	-	-	-	-	-	-	-	-	-	-	-	2,000		
2,050	0.00	0.00	0.00	-	925.00	-	-	-	-	-	-	-	-	-	-	0.00	0.00	0.00	-	0.01	-	-	-	-	-	-	-	-	-	-	-	2,050		
2,100	0.00	0.00	0.00	-	875.00	-	-	-	-	-	-	-	-	-	-	0.00	0.00	0.00	-	0.01	-	-	-	-	-	-	-	-	-	-	-	2,100		
2,150	0.00	0.00	0.00	-	825.00	-	-	-	-	-	-	-	-	-	-	0.00	0.00	0.00	-	0.01	-	-	-	-	-	-	-	-	-	-	-	2,150		
2,200	0.00	0.00	0.00	-	775.00	-	-	-	-	-	-	-	-	-	-	0.00	0.00	0.00	-	0.01	-	-	-	-	-	-	-	-	-	-	-	2,200		
2,250	0.00	0.00	0.00	-	725.00	-	-	-	-	-	-	-	-	-	-	0.00	0.00	0.00	-	0.02	-	-	-	-	-	-	-	-	-	-	-	2,250		
2,300	0.00	0.00	0.00	-	675.00	-	-	-	-	-	-	-	-	-	-	0.00	0.00	0.00	-	0.08	-	-	-	-	-	-	-	-	-	-	-	2,300		
2,350	0.00	0.00	0.00	-	625.00	-	-	0.00	0.00	0.00	-	605.00	-	-	-	0.00	0.00	0.00	-	0.25	-	-	0.00	0.00	0.00	-	0.14	-	-	-	2,350			
2,400	0.00	0.00	0.00	-	575.00	-	-	0.00	0.00	0.00	-	555.00	-	-	-	0.00	0.00	0.00	-	0.01	-	-	0.00	0.00	0.00	-	0.33	-	-	-	2,400			
2,450	0.00	0.00	0.00	-	525.00	-	-	0.00	0.00	0.00	-	506.00	-	-	-	0.00	0.00	0.00	-	0.01	-	-	0.00	0.00	0.00	-	0.73	-	-	-	2,450			
2,500	0.00	0.00	0.00	-	475.00	-	-	0.00	0.00	0.00	-	456.00	-	-	-	0.00	0.00	0.00	-	0.02	-	-	0.00	0.00	0.00	-	1.50	-	-	-	2,500			
2,550	0.00	0.00	0.00	-	425.00	-	-	0.00	0.00	0.00	-	408.00	-	-	-	0.00	0.00	0.00	-	0.01	-	6	0.00	0.00	0.00	-	2.90	-	-	-	2,550			
2,600	0.00	0.00	0.00	-	375.00	-	20	0.00	0.00	0.00	-	361.00	-	-	-	0.00	0.00	0.00	-	0.04	-	9	0.00	0.00	0.00	-	5.30	-	-	-	2,600			
2,650	0.00	0.00	0.00	-	326.00	-	80	0.00	0.00	0.00	-	314.00	-	-	-	0.00	0.00	0.00	-	0.18	-	358	0.00	0.00	0.00	-	9.10	-	-	-	2,650			
2,700	0.00	0.00	0.00	-	276.00	-	40	0.00	0.00	0.00	-	270.00	-	-	-	0.00	0.00	0.00	-	0.64	-	253	0.00	0.00	0.00	-	15.00	-	-	-	2,700			
2,750	0.00	0.00	0.00	-	227.00	-	20	0.00	0.00	0.00	-	229.00	-	-	-	0.00	0.00	0.00	-	1.90	-	60	0.00	0.00	0.00	-	23.25	-	-	-	2,750			
2,800	0.00	0.00	0.00	-	181.00	-	142	0.00	0.00	0.00	-	190.00	-	1	-	0.00	0.00	0.00	-	5.10	-	76	0.00	0.00	0.00	-	34.75	-	-	-	2,800			
2,850	0.00	0.00	0.00	-	137.00	-	-	0.00	0.00	0.00	-	156.00	-	-	-	0.00	0.00	0.00	-	11.50	-	20	0.00	0.00	0.00	-	49.75	-	20	-	2,850			
2,900	0.00	0.00	0.00	-	98.50	-	6	0.00	0.00	0.00	-	125.00	-	-	-	0.00	0.00	0.00	-	22.75	-	47	0.00	0.00	0.00	-	68.50	-	-	-	2,900			
2,950	57.00	57.00	56.50	56.50	56.50	40	41	92.50	92.50	92.50	92.50	92.50	20	60	-	0.00	57.00	0.00	-	40.75	-	41	0.00	0.00	0.00	-	91.50	-	40	-	2,950			
3,000	0.00	0.00	0.00	-	41.75	-	5	0.00	0.00	0.00	-	75.50	-	-	-	0.00	0.00	0.00	-	66.00	-	40	0.00	0.00	0.00	-	119.00	-	40	-	3,000			
3,050	0.00	0.00	0.00	-	24.25	-	16	50.00	50.00	50.00	50.00	50.00	10	20	-	0.00	0.00	0.00	-	98.50	-	150	0.00	0.00	0.00	-	150.00	-	21	-	3,050			
3,100	0.00	0.00	0.00	-	13.00	-	-	0.00	0.00	0.00	-	42.00	-	-	-	0.00	0.00	0.00	-	137.00	-	-	0.00	0.00	0.00	-	185.00	-	-	-	3,100			
3,150	0.00	0.00	0.00	-	6.50	-	-	0.00	0.00	0.00	-	30.25	-	-	-	0.00	0.00	0.00	-	181.00	-	-	0.00	0.00	0.00	-	223.00	-	-	-	3,150			
3,200	0.00	0.00	0.00	-	3.00	-	-	0.00	0.00	0.00	-	21.25	-	-	-	0.00	0.00	0.00	-	227.00	-	-	0.00	0.00	0.00	-	264.00	-	-	-	3,200			

FTSE/Athex Large Cap

(Trade Unit: 1 Index Point x 2€ - Exercise Style: European, Cash Settlement)

Exercise Price	Call Options														Put Options										Exercise Price								
	June 2023							July 2023							Other Months		June 2023					July 2023					Other Months						
	Open price	Price max	Price min	Last price	Closing price	Volume	Open Interest	Open price	Price max	Price min	Last price	Closing price	Volume	Open Interest	Volume	Open Interest	Open price	Price max	Price min	Last price	Closing price	Volume	Open Interest	Volume		Open Interest	Volume	Open Interest					
3,250	0.00	0.00	0.00	-	1.20	-	-	0.00	0.00	0.00	-	14.75	-	-			0.00	0.00	0.00	-	275.00	-	-	0.00	0.00	0.00	-	308.00	-	-			3,250
Totals:						40	370						30	81	0	0					0	1,060				0	121	0	0				
Number of Trades:							2							3	0							0				0							

ALPHA SERVICES HOLD (CR)

(Contract Size: 100 Securities, Exercise Style: American, Physical Delivery)

Call Options														Put Options																			
Exercise Price	June 2023						July 2023						Other Months		June 2023						July 2023						Other Months		Exercise Price				
	Open price	Price max	Price min	Last price	Closing price	Volume	Open Interest	Open price	Price max	Price min	Last price	Closing price	Volume	Open Interest	Volume	Open Interest	Open price	Price max	Price min	Last price	Closing price	Volume	Open Interest	Open price	Price max	Price min	Last price	Closing price		Volume	Open Interest	Volume	Open Interest
0.500	0.000	0.000	0.000		0.910	-	-						-	-			0.000	0.000	0.000		0.001	-	-					-	-			0.005	
0.550	0.000	0.000	0.000		0.861	-	-						-	-			0.000	0.000	0.000		0.001	-	-					-	-			0.006	
0.600	0.000	0.000	0.000		0.811	-	-						-	-			0.000	0.000	0.000		0.001	-	-					-	-			0.006	
0.650	0.000	0.000	0.000		0.761	-	-						-	-			0.000	0.000	0.000		0.001	-	-					-	-			0.007	
0.700	0.000	0.000	0.000		0.711	-	-						-	-			0.000	0.000	0.000		0.001	-	-					-	-			0.007	
0.750	0.000	0.000	0.000		0.661	-	-						-	-			0.000	0.000	0.000		0.002	-	-					-	-			0.008	
0.800	0.000	0.000	0.000		0.611	-	-	0.000	0.000	0.000		0.613	-	-			0.000	0.000	0.000		0.001	-	-	0.000	0.000	0.000		0.002	-	-			0.008
0.850	0.000	0.000	0.000		0.561	-	-	0.000	0.000	0.000		0.563	-	-			0.000	0.000	0.000		0.001	-	-	0.000	0.000	0.000		0.001	-	-			0.009
0.900	0.000	0.000	0.000		0.511	-	-	0.000	0.000	0.000		0.514	-	-			0.000	0.000	0.000		0.001	-	-	0.000	0.000	0.000		0.001	-	-			0.009
0.950	0.000	0.000	0.000		0.461	-	-	0.000	0.000	0.000		0.465	-	-			0.000	0.000	0.000		0.003	-	-	0.000	0.000	0.000		0.003	-	-			0.010
1.000	0.000	0.000	0.000		0.411	-	-	0.000	0.000	0.000		0.418	-	-			0.000	0.000	0.000		0.007	-	-	0.000	0.000	0.000		0.005	-	-			0.010
1.100	0.000	0.000	0.000		0.312	-	-	0.000	0.000	0.000		0.327	-	-			0.000	0.000	0.000		0.001	-	-	0.000	0.000	0.000		0.014	-	-			0.011
1.200	0.000	0.000	0.000		0.217	-	-	0.000	0.000	0.000		0.247	-	-			0.000	0.000	0.000		0.006	-	20	0.000	0.000	0.000		0.033	-	-			0.012
1.300	0.000	0.000	0.000		0.134	-	-	0.000	0.000	0.000		0.179	-	-			0.000	0.000	0.000		0.023	-	-	0.000	0.000	0.000		0.065	-	-			0.013
1.400	0.000	0.000	0.000		0.072	-	-	0.103	0.103	0.103	0.103	0.103	4	-			0.000	0.000	0.000		0.060	-	-	0.000	0.000	0.000		0.110	-	-			0.014
1.500	0.000	0.000	0.000		0.033	-	-	0.000	0.000	0.000		0.082	-	-			0.000	0.000	0.000		0.121	-	-	0.000	0.000	0.000		0.168	-	-			0.015
1.600	0.000	0.000	0.000		0.013	-	-	0.000	0.000	0.000		0.053	-	-			0.000	0.000	0.000		0.202	-	-	0.000	0.000	0.000		0.239	-	-			0.016
1.700	0.000	0.000	0.000		0.004	-	-	0.000	0.000	0.000		0.033	-	-			0.000	0.000	0.000		0.293	-	-	0.000	0.000	0.000		0.319	-	-			0.017
1.800	0.000	0.000	0.000		0.001	-	-	0.000	0.000	0.000		0.020	-	-			0.000	0.000	0.000		0.391	-	-	0.000	0.000	0.000		0.406	-	-			0.018
1.900	0.000	0.000	0.000		0.001	-	-	0.000	0.000	0.000		0.012	-	-			0.000	0.000	0.000		0.490	-	-	0.000	0.000	0.000		0.498	-	-			0.019
2.000	0.000	0.000	0.000		0.001	-	-						-	-			0.000	0.000	0.000		0.590	-	-					-	-			0.020	
Totals:						0	0						4	0	0	0						20						0	0	0	0		
Number of Trades:						0							1		0							0.00						0		0			

NATIONAL BANK (CR)

(Contract Size: 100 Securities, Exercise Style: American, Physical Delivery)

Call Options														Put Options																			
June 2023							July 2023							Other Months		June 2023							July 2023							Other Months		Exercise Price	
Open price	Price max	Price min	Last price	Closing price	Volume	Open Interest	Open price	Price max	Price min	Last price	Closing price	Volume	Open Interest	Volume	Open Interest	Open price	Price max	Price min	Last price	Closing price	Volume	Open Interest	Open price	Price max	Price min	Last price	Closing price	Volume	Open Interest	Volume	Open Interest		
1.900	0.000	0.000	0.000	4.09	-	-										0.000	0.000	0.000	0.001	-	-											0.019	
2.000	0.000	0.000	0.000	3.99	-	-										0.000	0.000	0.000	0.002	-	-											0.020	
2.200	0.000	0.000	0.000	3.79	-	-										0.000	0.000	0.000	0.001	-	-											0.022	
2.400	0.000	0.000	0.000	3.59	-	-										0.000	0.000	0.000	0.001	-	-											0.024	
2.600	0.000	0.000	0.000	3.39	-	-										0.000	0.000	0.000	0.001	-	-											0.026	
2.800	0.000	0.000	0.000	3.19	-	-										0.000	0.000	0.000	0.001	-	-											0.028	
3.000	0.000	0.000	0.000	2.99	-	-										0.000	0.000	0.000	0.001	-	-											0.030	
3.200	0.000	0.000	0.000	2.79	-	-	0.000	0.000	0.000	2.80	-	-				0.000	0.000	0.000	0.001	-	-	0.000	0.000	0.000	0.001	-	-					0.032	
3.400	0.000	0.000	0.000	2.59	-	-	0.000	0.000	0.000	2.60	-	-				0.000	0.000	0.000	0.001	-	-	0.000	0.000	0.000	0.001	-	-					0.034	
3.600	0.000	0.000	0.000	2.39	-	-	0.000	0.000	0.000	2.40	-	-				0.000	0.000	0.000	0.002	-	-	0.000	0.000	0.000	0.001	-	-					0.036	
3.800	0.000	0.000	0.000	2.19	-	-	0.000	0.000	0.000	2.20	-	-				0.000	0.000	0.000	0.001	-	-	0.000	0.000	0.000	0.001	-	-					0.038	
4.000	0.000	0.000	0.000	1.99	-	-	0.000	0.000	0.000	2.00	-	-				0.000	0.000	0.000	0.001	-	-	0.000	0.000	0.000	0.002	-	-					0.040	
4.400	0.000	0.000	0.000	1.59	-	-	0.000	0.000	0.000	1.61	-	-				0.000	0.000	0.000	0.001	-	-	0.000	0.000	0.000	0.012	-	-					0.044	
4.800	0.000	0.000	0.000	1.20	-	-	0.000	0.000	0.000	1.24	-	-				0.000	0.000	0.000	0.002	-	-	0.000	0.000	0.000	0.041	-	-					0.048	
5.200	0.000	0.000	0.000	0.814	-	7	0.000	0.000	0.000	0.909	-	-				0.000	0.000	0.000	0.019	-	270	0.000	0.000	0.000	0.104	-	-					0.052	
5.600	0.000	0.000	0.000	0.481	-	-	0.000	0.000	0.000	0.631	-	-				0.000	0.000	0.000	0.086	-	-	0.000	0.000	0.000	0.225	-	-					0.056	
6.000	0.000	0.000	0.000	0.236	-	-	0.000	0.000	0.000	0.409	-	-				0.000	0.000	0.000	0.241	-	-	0.000	0.000	0.000	0.403	-	-					0.060	
6.400	0.000	0.000	0.000	0.096	-	-	0.000	0.000	0.000	0.255	-	-				0.000	0.000	0.000	0.501	-	-	0.000	0.000	0.000	0.648	-	-					0.064	
6.800	0.000	0.000	0.000	0.032	-	-	0.000	0.000	0.000	0.149	-	-				0.000	0.000	0.000	0.837	-	-	0.000	0.000	0.000	0.943	-	-					0.068	
7.200	0.000	0.000	0.000	0.009	-	-	0.000	0.000	0.000	0.082	-	-				0.000	0.000	0.000	1.22	-	-	0.000	0.000	0.000	1.28	-	-					0.072	
7.600	0.000	0.000	0.000	0.002	-	-	0.000	0.000	0.000	0.043	-	-				0.000	0.000	0.000	1.61	-	-	0.000	0.000	0.000	1.64	-	-					0.076	
8.000	0.000	0.000	0.000	0.001	-	-	0.000	0.000	0.000	0.021	-	-				0.000	0.000	0.000	2.01	-	-	0.000	0.000	0.000	2.02	-	-					0.080	
Totals:					0	7							0	0	0							0	270							0	10	0	0
Number of Trades:					0								0	0								0.00								0		0	

OPAP (CR)

(Contract Size: 100 Securities, Exercise Style: American, Physical Delivery)

Call Options														Put Options																		
June 2023							July 2023							Other Months		June 2023							July 2023							Other Months		Exercise Price
Open price	Price max	Price min	Last price	Closing price	Volume	Open Interest	Open price	Price max	Price min	Last price	Closing price	Volume	Open Interest	Volume	Open Interest	Open price	Price max	Price min	Last price	Closing price	Volume	Open Interest	Open price	Price max	Price min	Last price	Closing price	Volume	Open Interest	Volume	Open Interest	
8.800	0.000	0.000	0.000	7.22	-	-										0.000	0.000	0.000	0.001	-	-											0.088
9.200	0.000	0.000	0.000	6.82	-	-										0.000	0.000	0.000	0.001	-	-											0.092
9.600	0.000	0.000	0.000	6.42	-	-										0.000	0.000	0.000	0.001	-	-											0.096
10.000	0.000	0.000	0.000	6.02	-	-	0.000	0.000	0.000	6.04	-	-				0.000	0.000	0.000	0.001	-	-	0.000	0.000	0.000	0.001	-	-					0.100
11.000	0.000	0.000	0.000	5.02	-	-	0.000	0.000	0.000	5.04	-	-				0.000	0.000	0.000	0.001	-	-	0.000	0.000	0.000	0.001	-	-					0.110
12.000	0.000	0.000	0.000	4.02	-	-	0.000	0.000	0.000	4.05	-	-				0.000	0.000	0.000	0.001	-	-	0.000	0.000	0.000	0.001	-	-					0.120
13.000	0.000	0.000	0.000	3.02	-	-	0.000	0.000	0.000	3.05	-	-				0.000	0.000	0.000	0.001	-	-	0.000	0.000	0.000	0.006	-	-					0.130
14.000	0.000	0.000	0.000	2.03	-	-	0.000	0.000	0.000	2.10	-	-				0.000	0.000	0.000	0.006	-	-	0.000	0.000	0.000	0.048	-	-					0.140
15.000	0.000	0.000	0.000	1.10	-	-	0.000	0.000	0.000	1.26	-	-				0.000	0.000	0.000	0.079	-	-	0.000	0.000	0.000	0.210	-	-					0.150
16.000	0.000	0.000	0.000	0.420	-	50	0.000	0.000	0.000	0.636	-	-				0.000	0.000	0.000	0.396	-	-	0.000	0.000	0.000	0.583	-	-					0.160
17.000	0.000	0.000	0.000	0.103	-	-	0.000	0.000	0.000	0.268	-	-				0.000	0.000	0.000	1.08	-	-	0.000	0.000	0.000	1.22	-	-					0.170
18.000	0.000	0.000	0.000	0.015	-	-	0.000	0.000	0.000	0.093	-	-				0.000	0.000	0.000	2.00	-	-	0.000	0.000	0.000	2.05	-	-					0.180
19.000	0.000	0.000	0.000	0.001	-	-	0.000	0.000	0.000	0.026	-	-				0.000	0.000	0.000	2.99	-	-	0.000	0.000	0.000	2.99	-	-					0.190
20.000	0.000	0.000	0.000	0.001	-	-	0.000	0.000	0.000	0.006	-	-				0.000	0.000	0.000	3.99	-	-	0.000	0.000	0.000	3.99	-	-					0.200
22.000	0.000	0.000	0.000	0.001	-	-	0.000	0.000	0.000	0.001	-	-				0.000	0.000	0.000	5.99	-	-	0.000	0.000	0.000	5.99	-	-					0.220
Totals:					0	50					0	0	0	0	0					0	0					0	0	0	0	0		
Number of Trades:					0						0	0	0	0					0.00				0					0	0			

OTE (CR)

(Contract Size: 100 Securities, Exercise Style: American, Physical Delivery)

Call Options														Put Options																							
June 2023							July 2023							Other Months		June 2023							July 2023							Other Months		Exercise Price					
Open price	Price max	Price min	Last price	Closing price	Volume	Open Interest	Open price	Price max	Price min	Last price	Closing price	Volume	Open Interest	Volume	Open Interest	Open price	Price max	Price min	Last price	Closing price	Volume	Open Interest	Open price	Price max	Price min	Last price	Closing price	Volume	Open Interest	Volume	Open Interest						
9.200	0.000	0.000	0.000	5.01	-	-	0.000	0.000	0.000	5.03	-	-				0.000	0.000	0.000	0.001	-	-				0.000	0.000	0.000	0.001	-	-			0.092				
9.600	0.000	0.000	0.000	4.61	-	-	0.000	0.000	0.000	4.63	-	-				0.000	0.000	0.000	0.001	-	-				0.000	0.000	0.000	0.001	-	-			0.096				
10.000	0.000	0.000	0.000	4.21	-	-	0.000	0.000	0.000	4.23	-	-				0.000	0.000	0.000	0.001	-	-				0.000	0.000	0.000	0.001	-	-			0.100				
11.000	0.000	0.000	0.000	3.21	-	-	0.000	0.000	0.000	3.23	-	-				0.000	0.000	0.000	0.001	-	-				0.000	0.000	0.000	0.002	-	-			0.110				
12.000	0.000	0.000	0.000	2.21	-	-	0.000	0.000	0.000	2.26	-	-				0.000	0.000	0.000	0.001	-	-				0.000	0.000	0.000	0.022	-	-			0.120				
13.000	0.000	0.000	0.000	1.23	-	-	0.000	0.000	0.000	1.37	-	-				0.000	0.000	0.000	0.016	-	-				0.000	0.000	0.000	0.132	-	-			0.130				
14.000	0.000	0.000	0.000	0.426	-	-	0.000	0.000	0.000	0.690	-	-				0.000	0.000	0.000	0.214	-	5				0.000	0.000	0.000	0.452	-	-			0.140				
15.000	0.000	0.000	0.000	0.070	-	-	0.000	0.000	0.000	0.276	-	20				0.000	0.000	0.000	0.859	-	-				0.000	0.000	0.000	1.04	-	-			0.150				
16.000	0.000	0.000	0.000	0.004	-	-	0.000	0.000	0.000	0.089	-	-				0.000	0.000	0.000	1.80	-	-				0.000	0.000	0.000	1.86	-	-			0.160				
17.000	0.000	0.000	0.000	0.001	-	-	0.000	0.000	0.000	0.023	-	-				0.000	0.000	0.000	2.80	-	-				0.000	0.000	0.000	2.80	-	-			0.170				
18.000	0.000	0.000	0.000	0.001	-	-	0.000	0.000	0.000	0.005	-	-				0.000	0.000	0.000	3.80	-	-				0.000	0.000	0.000	3.80	-	-			0.180				
19.000	0.000	0.000	0.000	0.001	-	-	0.000	0.000	0.000	0.001	-	-				0.000	0.000	0.000	4.80	-	-				0.000	0.000	0.000	4.80	-	-			0.190				
20.000	0.000	0.000	0.000	0.001	-	-					-	-				0.000	0.000	0.000	5.80	-	-												0.200				
22.000	0.000	0.000	0.000	0.001	-	-					-	-				0.000	0.000	0.000	7.80	-	-												0.220				
24.000	0.000	0.000	0.000	0.001	-	-					-	-				0.000	0.000	0.000	9.80	-	-												0.240				
Totals:					0	0					0	20		0	0							0	5									0	5		0	0	
Number of Trades:					0						0			0								0.00											0			0	

PIRAEUS FINANCIAL HOLD (CR)

(Contract Size: 100 Securities, Exercise Style: American, Physical Delivery)

Call Options														Put Options																			
June 2023							July 2023							Other Months		June 2023							July 2023							Other Months		Exercise Price	
Open price	Price max	Price min	Last price	Closing price	Volume	Open Interest	Open price	Price max	Price min	Last price	Closing price	Volume	Open Interest	Volume	Open Interest	Open price	Price max	Price min	Last price	Closing price	Volume	Open Interest	Open price	Price max	Price min	Last price	Closing price	Volume	Open Interest	Volume	Open Interest		
0.500	0.000	0.000	0.000	2.27	-	-										0.000	0.000	0.000	0.001	-	-											0.005	
0.550	0.000	0.000	0.000	2.22	-	-										0.000	0.000	0.000	0.001	-	-											0.006	
0.600	0.000	0.000	0.000	2.17	-	-										0.000	0.000	0.000	0.001	-	-											0.006	
0.650	0.000	0.000	0.000	2.12	-	-										0.000	0.000	0.000	0.001	-	-											0.007	
0.700	0.000	0.000	0.000	2.07	-	-										0.000	0.000	0.000	0.001	-	-											0.007	
0.750	0.000	0.000	0.000	2.02	-	-										0.000	0.000	0.000	0.001	-	-											0.008	
0.800	0.000	0.000	0.000	1.97	-	-										0.000	0.000	0.000	0.001	-	-											0.008	
0.850	0.000	0.000	0.000	1.92	-	-										0.000	0.000	0.000	0.001	-	-											0.009	
0.900	0.000	0.000	0.000	1.87	-	-										0.000	0.000	0.000	0.001	-	-											0.009	
0.950	0.000	0.000	0.000	1.82	-	-										0.000	0.000	0.000	0.001	-	-											0.010	
1.000	0.000	0.000	0.000	1.77	-	-										0.000	0.000	0.000	0.001	-	-											0.010	
1.100	0.000	0.000	0.000	1.67	-	-										0.000	0.000	0.000	0.001	-	-											0.011	
1.200	0.000	0.000	0.000	1.57	-	-										0.000	0.000	0.000	0.001	-	-											0.012	
1.300	0.000	0.000	0.000	1.47	-	-										0.000	0.000	0.000	0.001	-	-											0.013	
1.400	0.000	0.000	0.000	1.37	-	-										0.000	0.000	0.000	0.001	-	-											0.014	
1.500	0.000	0.000	0.000	1.27	-	-										0.000	0.000	0.000	0.002	-	-											0.015	
1.600	0.000	0.000	0.000	1.17	-	-	0.000	0.000	0.000		1.17	-	-			0.000	0.000	0.000	0.001	-	-	0.000	0.000	0.000		0.001	-	-				0.016	
1.700	0.000	0.000	0.000	1.07	-	-	0.000	0.000	0.000		1.08	-	-			0.000	0.000	0.000	0.002	-	-	0.000	0.000	0.000		0.001	-	-				0.017	
1.800	0.000	0.000	0.000	0.972	-	-	0.000	0.000	0.000		0.976	-	-			0.000	0.000	0.000	0.005	-	-	0.000	0.000	0.000		0.001	-	-				0.018	
1.900	0.000	0.000	0.000	0.872	-	-	0.000	0.000	0.000		0.878	-	-			0.000	0.000	0.000	0.013	-	-	0.000	0.000	0.000		0.003	-	-				0.019	
2.000	0.000	0.000	0.000	0.772	-	-	0.000	0.000	0.000		0.781	-	-			0.000	0.000	0.000	0.001	-	-	0.000	0.000	0.000		0.006	-	-				0.020	
2.200	0.000	0.000	0.000	0.573	-	2	0.000	0.000	0.000		0.597	-	-			0.000	0.000	0.000	0.001	-	3	0.000	0.000	0.000		0.020	-	-				0.022	
2.400	0.000	0.000	0.000	0.381	-	-	0.000	0.000	0.000		0.431	-	-			0.000	0.000	0.000	0.009	-	-	0.000	0.000	0.000		0.054	-	-				0.024	
2.600	0.000	0.000	0.000	0.216	-	-	0.000	0.000	0.000		0.294	-	-			0.000	0.000	0.000	0.043	-	-	0.000	0.000	0.000		0.117	-	-				0.026	
2.800	0.000	0.000	0.000	0.100	-	-	0.000	0.000	0.000		0.189	-	-			0.000	0.000	0.000	0.127	-	-	0.000	0.000	0.000		0.211	-	-				0.028	
3.000	0.000	0.000	0.000	0.037	-	-	0.000	0.000	0.000		0.115	-	-			0.000	0.000	0.000	0.264	-	-	0.000	0.000	0.000		0.337	-	-				0.030	
3.200	0.000	0.000	0.000	0.010	-	-	0.000	0.000	0.000		0.065	-	-			0.000	0.000	0.000	0.438	-	-	0.000	0.000	0.000		0.488	-	-				0.032	
3.400	0.000	0.000	0.000	0.002	-	-	0.000	0.000	0.000		0.035	-	-			0.000	0.000	0.000	0.631	-	-	0.000	0.000	0.000		0.658	-	-				0.034	
3.600	0.000	0.000	0.000	0.001	-	-	0.000	0.000	0.000		0.019	-	-			0.000	0.000	0.000	0.830	-	-	0.000	0.000	0.000		0.842	-	-				0.036	
3.800	0.000	0.000	0.000	0.001	-	-	0.000	0.000	0.000		0.009	-	-			0.000	0.000	0.000	1.03	-	-	0.000	0.000	0.000		1.03	-	-				0.038	
Totals:					0	2																											
Number of Trades:					0																												

PPC (CR)

(Contract Size: 100 Securities, Exercise Style: American, Physical Delivery)

Call Options														Put Options																			
June 2023							July 2023							Other Months		June 2023							July 2023							Other Months		Exercise Price	
Open price	Price max	Price min	Last price	Closing price	Volume	Open Interest	Open price	Price max	Price min	Last price	Closing price	Volume	Open Interest	Volume	Open Interest	Open price	Price max	Price min	Last price	Closing price	Volume	Open Interest	Open price	Price max	Price min	Last price	Closing price	Volume	Open Interest	Volume	Open Interest		
3.400	0.000	0.000	0.000	6.58	-	-										0.000	0.000	0.000	0.001	-	-											0.034	
3.600	0.000	0.000	0.000	6.38	-	-										0.000	0.000	0.000	0.001	-	-											0.036	
3.800	0.000	0.000	0.000	6.18	-	-										0.000	0.000	0.000	0.001	-	-											0.038	
4.000	0.000	0.000	0.000	5.98	-	-										0.000	0.000	0.000	0.001	-	-											0.040	
4.400	0.000	0.000	0.000	5.58	-	-										0.000	0.000	0.000	0.001	-	-											0.044	
4.800	0.000	0.000	0.000	5.18	-	-										0.000	0.000	0.000	0.001	-	-											0.048	
5.200	0.000	0.000	0.000	4.78	-	-										0.000	0.000	0.000	0.001	-	-											0.052	
5.600	0.000	0.000	0.000	4.39	-	-										0.000	0.000	0.000	0.001	-	-											0.056	
6.000	0.000	0.000	0.000	3.99	-	-	0.000	0.000	0.000		4.00	-	-			0.000	0.000	0.000	0.003	-	-	0.000	0.000	0.000		0.001	-	-			0.060		
6.400	0.000	0.000	0.000	3.59	-	-	0.000	0.000	0.000		3.60	-	-			0.000	0.000	0.000	0.011	-	-	0.000	0.000	0.000		0.001	-	-			0.064		
6.800	0.000	0.000	0.000	3.19	-	-	0.000	0.000	0.000		3.20	-	-			0.000	0.000	0.000	0.001	-	-	0.000	0.000	0.000		0.004	-	-			0.068		
7.200	0.000	0.000	0.000	2.79	-	-	0.000	0.000	0.000		2.81	-	-			0.000	0.000	0.000	0.002	-	-	0.000	0.000	0.000		0.011	-	-			0.072		
7.600	0.000	0.000	0.000	2.39	-	61	0.000	0.000	0.000		2.43	-	-			0.000	0.000	0.000	0.001	-	3	0.000	0.000	0.000		0.027	-	-			0.076		
8.000	0.000	0.000	0.000	1.99	-	-	0.000	0.000	0.000		2.06	-	-			0.000	0.000	0.000	0.002	-	10	0.000	0.000	0.000		0.058	-	-			0.080		
8.400	0.000	0.000	0.000	1.60	-	39	0.000	0.000	0.000		1.71	-	-			0.000	0.000	0.000	0.010	-	5	0.000	0.000	0.000		0.110	-	-			0.084		
8.800	0.000	0.000	0.000	1.22	-	284	0.000	0.000	0.000		1.40	-	-			0.000	0.000	0.000	0.034	-	2	0.000	0.000	0.000		0.190	-	-			0.088		
9.200	0.000	0.000	0.000	0.879	-	-	0.000	0.000	0.000		1.11	-	-			0.000	0.000	0.000	0.090	-	-	0.000	0.000	0.000		0.305	-	-			0.092		
9.600	0.000	0.000	0.000	0.591	-	15	0.000	0.000	0.000		0.863	-	-			0.000	0.000	0.000	0.202	-	-	0.000	0.000	0.000		0.457	-	-			0.096		
10.000	0.292	0.292	0.292	0.292	11	11	0.000	0.000	0.000		0.654	-	-			0.000	0.000	0.000	0.374	-	-	0.000	0.000	0.000		0.647	-	-			0.100		
11.000	0.000	0.000	0.000	0.075	-	-	0.000	0.000	0.000		0.299	-	-			0.000	0.000	0.000	1.09	-	-	0.000	0.000	0.000		1.29	-	-			0.110		
12.000	0.000	0.000	0.000	0.008	-	-	0.000	0.000	0.000		0.119	-	-			0.000	0.000	0.000	2.02	-	-	0.000	0.000	0.000		2.11	-	-			0.120		
13.000	0.000	0.000	0.000	0.001	-	-	0.000	0.000	0.000		0.044	-	-			0.000	0.000	0.000	3.02	-	-	0.000	0.000	0.000		3.04	-	-			0.130		
14.000	0.000	0.000	0.000	0.001	-	-	0.000	0.000	0.000		0.014	-	-			0.000	0.000	0.000	4.02	-	-	0.000	0.000	0.000		4.02	-	-			0.140		
15.000	0.000	0.000	0.000	0.001	-	-	0.000	0.000	0.000		0.004	-	-			0.000	0.000	0.000	5.02	-	-	0.000	0.000	0.000		5.02	-	-			0.150		
Totals:					11	410						0	0	0	0							11	20							0	0	0	0
Number of Trades:					1							0	0									0.00								0	0		

Lending Products	Underlying Title	Open Interest[5]	Multilateral Transactions[1]				Bilateral Transactions[2]		Stock Borrowing through OTC (volume)[3]
			Volume(Offered)	Average Weighted	Transactions volume	Average Weighted	Transactions Volume	Average Weighted	Transactions Volume
ADMIEBOR	ADMIE (IPTO) HOLDING S.A. (CR)	---	---	---	---	---	---	389,153	
AEGNBOR	AEGEAN AIRLINES (CR)	---	---	---	---	---	---	41,094	
ALPHABOR	ALPHA SERVICES HOLD (CR)	200	---	---	---	---	---	60,179,805	
ALMYBOR	ALUMIL (CR)	---	---	---	---	---	---	---	
OTOELBOR	AUTOHELLAS SA (CR)	9,210	---	---	---	---	---	65,661	
AVAXBOR	AVAX S.A. (CR)	---	---	---	---	---	---	---	
EEEBOR	CC HBC AG (CR)	4,431	---	---	---	---	---	47,768	
CENERBOR	CENERGY HOLDINGS (CB)	---	---	---	---	---	---	---	
ELLAKTORBOR	ELLAKTOR (CR)	2,960	---	---	---	---	---	25,113	
ELHABOR	ELVALHALCOR (CR)	24,139	---	---	---	---	---	64,887	
EUROBBOR	EUROBANK HOLDINGS (CR)	15,000	---	---	---	---	---	34,112,689	
EYDAPBOR	EYDAP S.A. (CR)	18,351	---	---	---	---	---	183,773	
FFGRPBOR	FOLLI FOLLIE (CR)	---	---	---	---	---	---	886,310	
FOYRKBOR	FOURLIS (CR)	---	---	---	---	---	---	15,890	
GEKTERNABOR	GEK TERNA (CR)	---	---	---	---	---	---	1,293	
SARBOR	GR. SARANTIS S.A. (CR)	559	---	---	---	---	---	64,861	
EXAEBOR	HELLENIC EXCHANGES-A.S.E. (CR)	3,200	---	---	---	---	---	199,347	
ELPEBOR	HELLENIQ ENERGY (CR)	---	---	---	---	---	---	391,424	
INTRKBOR	INTRACOM HOLDINGS (CR)	---	---	---	---	---	---	---	
INKATBOR	INTRAKAT (CR)	---	---	---	---	---	---	---	
BELABOR	JUMBO SA (CR)	34,904	---	---	---	---	---	211,529	
LAMDABOR	LAMDA DEVELOPMENT SA (CR)	---	---	---	---	---	---	517,875	
MIGBOR	MIG (CR)	1,938	---	---	7	8.50%	---	40,179	
MOHBOR	MOTOR OIL (CR)	24,781	---	---	---	---	---	854,604	
MYTILBOR	MYTILINEOS (CR)	22,400	---	---	---	---	---	120,146	
ETEBOR	NATIONAL BANK (CR)	1,500	---	---	---	---	---	10,512,945	
OPAPBOR	OPAP (CR)	2,000	---	---	---	---	---	1,440,794	
HTOBOR	OTE (CR)	---	---	---	---	---	---	1,017,615	
PPABOR	P.P.A. S.A. (CR)	2,250	---	---	---	---	---	65,287	
TPEIRBOR	PIRAEUS FINANCIAL HOLD (CR)	7,760	---	---	---	---	---	789,868	
PPCBOR	PPC (CR)	3,000	---	---	---	---	---	1,737,663	

Stock Lending Notes

[1] - Multilateral contracts Lending or Borrowing as per Methods 8-1, 8-2 and 8-3-3 (According to ATHEX BoD Resolution No.17)

[2] - Bilateral Contracts Lending or Borrowing as per Methods 8-3-1 and 8-3-2 (According to ATHEX BoD Resolution No.20)

[3] - The information concerning OTC Stock Borrowing Transactions is based on the statements of the Dematerialised Securities System (DSS) operators involved and refers to volumes that have been registered up until the previous working day.

[4] - Average Price (Volume weighted)

[5] - The Data concerning Open Interest before the start of trading session

Lending Products	Underlying Title	Open Interest[5]	Multilateral Transactions[1]				Bilateral Transactions[2]		Stock Borrowing through OTC (volume)[3]	
			Volume(Offered)	Average Weighted	Transactions volume	Average Weighted	Transactions Volume	Average Weighted	Transactions Volume	
QUALBOR	QUALITY & RELIABILITY SA (CR)	---	---	---	---	---	---	---	---	
QUESTBOR	QUEST HOLDINGS (CR)	3,708	---	---	---	---	---	---	58,355	
TENERGYBOR	TERNA ENERGY (CR)	---	---	---	---	---	---	---	114,274	
TITCBOR	TITAN CEMENT (CB)	11,929	---	---	---	---	---	---	353,220	
VIOBOR	VIOHALCO SA/NV (CB)	18,177	---	---	---	---	---	---	---	

Stock Lending Notes

[1] - Multilateral contracts Lending or Borrowing as per Methods 8-1, 8-2 and 8-3-3 (According to ATHEX BoD Resolution No.17)

[2] - Bilateral Contracts Lending or Borrowing as per Methods 8-3-1 and 8-3-2 (According to ATHEX BoD Resolution No.20)

[3] - The information concerning OTC Stock Borrowing Transactions is based on the statements of the Dematerialised Securities System (DSS) operators involved and refers to volumes that have been registered up until the previous working day.

[4] - Average Price (Volume weighted)

[5] - The Data concerning Open Interest before the start of trading session

Sectors codification for listed companies

12003-	ETF	10101010	Computer Services
10101015	Software	10102030	Computer Hardware
15101010	Telecommunications Equipment	15102015	Telecommunications Services
20101010	Health Care Facilities	20101025	Health Care Services
20102010	Medical Equipment	20103015	Pharmaceuticals
30101010	Banks	30202000	Diversified Financial Services
30202010	Asset Managers & Custodians	30202015	Investment Services
30204000	Closed End Investments	30302010	Full Line Insurance
30302015	Insurance Brokers	30302025	Property and Casualty Insurance
35101010	Real Estate Holding and Development	35101015	Real Estate Services
35102000	Diversified REITs	35102030	Office REITs
40201040	Rental & Leasing Services: Consumer	40202010	Home Construction
40202015	Household Furnishings	40202020	Household Appliance
40203040	Electronic Entertainment	40203045	Toys
40204020	Clothing & Accessories	40301010	Entertainment
40301030	Publishing	40301035	Radio & TV Broadcasters
40401010	Diversified Retailers	40401020	Apparel Retailers
40401025	Home Improvement Retailers	40401030	Specialty Retailers
40501010	Airlines	40501015	Travel & Tourism
40501020	Casinos & Gambling	40501025	Hotels & Motels
45101015	Distillers & Vintners	45101020	Soft Drinks
45102010	Farming Fishing Ranching & Plantations	45102020	Food Products
45103010	Tobacco	45201010	Food Retailers & Wholesalers
45201020	Personal Products	50101010	Construction
50101020	Building Roof/Wallboard and Plumbing	50101030	Cement
50101035	Building Materials: Other	50202010	Electrical Components
50203000	Diversified Industrials	50203015	Plastics
50203030	Containers & Packaging	50204000	Machinery: Industrial
50204020	Machinery: Construction & Handling	50205010	Industrial Suppliers
50205020	Back Office Support HR & Consulting	50205030	Forms & Bulk Printing Services
50206015	Commercial Vehicles & Parts	50206030	Marine Transportation
50206060	Transportation Services	55101000	Diversified Materials
55101020	Textile Products	55102000	General Mining
55102010	Iron & Steel	55102015	Metal Fabricating
55102035	Aluminum	60101020	Oil Refining and Marketing
65101010	Alternative Electricity	65101015	Conventional Electricity
65102030	Water		



ATHEX
Athens Stock Exchange

Λεωφ. Αθηνών 110 104 42 Αθήνα
110, Athinon Ave. GR 104 42 Athens
tel. (+30)210-33.66.800, fax (+30)210-33.66.101
www.athexgroup.gr