


23

Ημερήσιο Δελτίο  
Συναλλακτικής Δραστηριότητας

Daily Official List  
of Trading Activity

Wednesday, 24 May, 2023  
Year: 144 Trading Day No: 96



**ATHEXGROUP**  
Athens Exchange Group

**Disclaimer:**

Hellenic Exchanges-Athens Stock Exchange S.A endeavours to ensure that the data and other material ("Information") presented on the Daily Official List are accurate and complete, but it is not liable for any errors or omissions of data or /and for the accuracy, credibility, updating and completeness of the aforesaid information nor it has any liability arising directly or indirectly from the use of the above Information.

The Company is not liable for the accuracy of the data included in listed companies' announcements. Only the sender of such an announcement is fully and solely liable for any infringement of third party's rights from the content of such announcement. All contents of the Daily Official List are provided only for information purposes and do not constitute investment advice or solicitation to invest in securities or other products listed for trading on the Exchange.

You acknowledge and agree that the Company is the owner of any property rights related to any Information appearing on the Daily Official List including intellectual property rights copyright, trademarks, etc.

The above data are a property of the Hellenic Exchanges-Athens Exchange and are copyright protected. Users are forbidden to reproduce, modify, copy, sale, transmit or redistribute, by all reproduction means and methods, part or the whole of the above data, without reference to their source.

The commercial exploitation of these data is, also, forbidden by third parties. Hellenic Exchanges-Athens Exchange does not carry any responsibility, direct or indirect, derived from usage or accidental alteration of the above data when used by third parties.

---

**Hellenic Exchanges – Athens Stock Exchange S.A.**

110 Athinon Ave.,10442 Athens, Tel: (210) 33.66.800, Fax: (210) 32.13.938

[www.athexgroup.gr](http://www.athexgroup.gr)

---

**Thessalonica Stock Exchange Center (T.S.E.C)**

16-18 Katouni Str., Thessalonica 546 25 Tel: (2310) 567.667, Fax: (2310) 530.545

---

**Athex Members Guarantee Fund**

14-16 Fidiou Str., Athens 106 78, Tel: (210) 33.04.682, Fax: (210) 33.04.155

---

**Hellenic Republic Capital Market Commission**

1 Kolokotroni Str. & 1 Stadiou Str., Athens 10562 Tel: (210) 33.77.100 Fax: (210) 33.77.173

---

**Table of Contents**

---

**Section 1: Statistical Figures of Securities, Derivatives and Lending**

Summary of Markets

Athex Indices

Analytic Figures for Athex Market's Boards and Categories

Trading Details by Athex Sectors and Financial Instruments (ETFs)

Top 10 best &amp; worst performing Shares

Derivatives Summary

**Section 2: Analytic Figures of Shares Transactions**

Analytic Figures of Shares Transactions

Shares' Notes

**Section 3: Figures of Securities Transactions**

Securities Blocks Details

Shares Rights Details

Stock Borrowing

Forced Sales Details

Forced Sales Registered Shares

Exchange Traded Funds (ETFs) Characteristics

**Section 5: Bonds traded in Fixed Income Assets Market**

Convertible Corporate Bonds - Regulated Market

Non Convertible Corporate Bonds - Regulated Market

Government Bonds

Treasury Bills &amp; Zero Coupon Government Bonds

Government Bonds Traded with the Open Outcry Method

State Banks Bonds

**Section 6: Additional Infos**

Athex &amp; ATHEXClear Members List

List of Stocks under Market Making operations

**Section 7: Derivatives Market Analytic Figures**

Index Futures

Stock Futures

Index Options

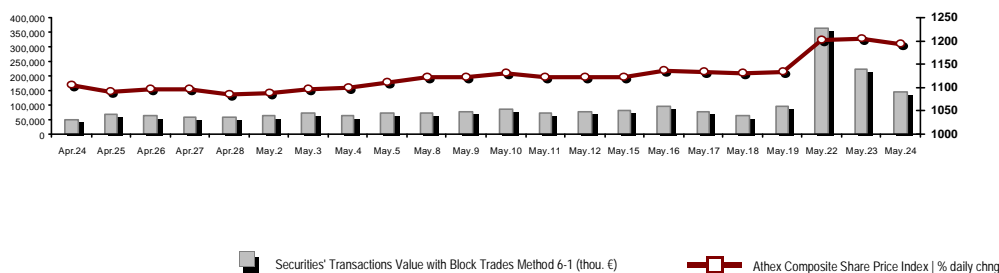
Stock Options

Stock Lending Analytic Figures

**Appendix A: Sectors codification for listed companies**

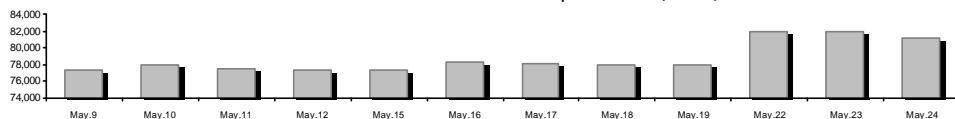
## Summary of Markets

Athex Composite Share Price Index vs Shares and Derivatives Transactions Value

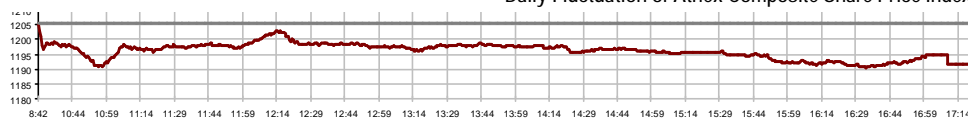


Athex Capitalisation (mill. €)**:	81,077.62	Derivatives Total Open Interest	433,088
Daily change: mill. €   %	-877.84 -1.07%	in Index Futures   % daily chng	7,550 7.26%
Yearly Avg Capitalisation: mill. €   % chng prev year Avg	73,437.79 16.46%	in Stock Futures   % daily chng	423,281 4.42%
Athex Composite Share Price Index   % daily chng	1,191.83 -1.12%	in Index Options   % daily chng	1,374 12.16%
Athex Composite Share Price Index Capitalisation (mill. €)	73,890.52	in Stock Options   % daily chng	883 3.15%
Daily change (mill. €)	-868.05		
Securities' Transactions Value with Block Trades Method 6-1 (t)	146,311.56	Derivatives Contracts Volume:	36,646
Daily change: %	-75,237.08 -33.96%	Daily change: pieces   %	-53,102 -59.17%
YtD Avg Trans. Value: thou. €   % chng prev year Avg	104,665.53 44.86%	YtD Avg Derivatives Contracts % chng prev year Avg	46,374 35.00%
Blocks Transactions Value of Method 6-1 (thou. €)	29,678.17	Derivatives Trades Number:	2,745
Blocks Transactions Value of Method 6-2 & 6-3 (thou. €)	23.77	Daily change: number   %	-1,162 -29.74%
Bonds Transactions Value (thou.€)	401.84	YtD Avg Trades number % chng prev year Avg	2,401 16.86%
Securities' Transactions Volume with Block Trades Method 6-1 (tho)	38,686.37	Lending Total Open Interest	353,469
Daily change: thou. pieces   %	-22,009.50 -36.26%	Daily change: pieces   %	23,701 7.19%
YtD Avg Volume: % chng prev year Avg	40,572.14 43.11%	Lending Volume (Multilateral/Bilateral)	35,006
Blocks Transactions Volume of Method 6-1 (thou. Pieces)	7,074.66	Daily change: pieces   %	-88,295
Blocks Transactions Volume of Method 6-2 & 6-3 (thou. Pieces)	4.64	Multilateral Lending	32,006
Bonds Transactions Volume	430,000	Bilateral Lending	3,000
Securities' Trades Number with Block Trades Method 6-1	43,931	Lending Trades Number:	14
Daily change: number   %	-7,256 -14.18%	Daily change: %	-6
YtD Avg Trades number % chng prev year Avg	35,877 21.96%	Multilateral Lending Trades Number	13
Number of Blocks Method 6-1	26	Bilateral Lending Trades Number	1
Number of Blocks Method 6-2 & 6-3	1		
Number of Bonds Transactions	108		

Athex Capitalisation (mill. €)\*\*



Daily Fluctuation of Athex Composite Share Price Index



Athex Composite Share Price Index at 23/05/2023

Daily Fluctuation of Athex Composite Share Price Index at 24/05/2023

## Athex Indices

Index name	24/05/2023	23/05/2023	pts.	%	Min	Max	Year min	Year max	Year change
Athex Composite Share Price Index	1,191.83	1,205.30	-13.47	-1.12%	1,190.36	1,205.30	929.79	1,219.07	28.18% #
Athex ESG Index	1,364.72	1,385.81	-21.09	-1.52%	1,363.88	1,385.81	1,057.52	1,409.18	29.03% #
FTSE/Athex Large Cap	2,914.37	2,959.98	-45.61	-1.54%	2,913.52	2,959.98	2,250.77	3,012.21	29.44% #
FTSE/Athex Mid Cap Index	1,710.28	1,721.60	-11.32	-0.66%	1,701.10	1,721.60	1,411.43	1,726.72	21.17% #
FTSE/ATHEX High Dividend Yield Index	3,589.97	3,604.36	-14.39	-0.40%	3,577.05	3,612.53	3,028.28	3,641.95	18.55% #
FTSE/ATHEX Global Traders Index Plus	3,278.95	3,318.87	-39.92	-1.20%	3,278.95	3,327.05	2,616.09	3,345.59	25.34% #
FTSE/ATHEX Mid & Small Cap Factor-Weighted Ind	4,900.63	4,898.03	2.60	0.05%	4,884.49	4,916.41	4,353.12	4,965.04	11.49% #
ATHEX Select Index Plus	3,831.88	3,830.63	1.25	0.03%	3,795.03	3,841.65	3,071.06	3,841.65	24.77% #
ATHEX Select Index	5,636.55	5,668.05	-31.50	-0.56%	5,628.60	5,684.19	4,343.88	6,091.85	29.76% #
FTSE/Athex Market Index	694.78	704.88	-10.10	-1.43%	694.15	704.88	539.21	716.21	28.82% #
Athex Composite Index Total Return Index	2,115.48	2,139.40	-23.92	-1.12%	2,112.88	2,139.40	1,641.17	2,163.83	28.90% #
FTSE/Athex Large Cap Total Return	4,698.15	4,759.57	-61.42	-1.29%			3,623.42	4,759.57	30.47% #
FTSE/Athex Mid Cap Total Return	2,255.13	2,270.06	-14.93	-0.66%			1,881.61	2,270.06	21.40% #
Hellenic Mid & Small Cap Index	1,665.15	1,668.15	-3.00	-0.18%	1,653.80	1,672.83	1,365.14	1,675.34	21.98% #
FTSE/Athex Banks	958.54	987.77	-29.23	-2.96%	956.82	987.77	640.09	1,024.93	49.64% #
FTSE/Athex Insurance	2,698.12	2,751.62	-53.50	-1.94%	2,682.83	2,751.62	2,652.26	3,042.07	-8.07% €
FTSE/Athex Financial Services	1,235.73	1,253.12	-17.39	-1.39%	1,228.07	1,256.83	672.72	1,375.02	80.29% #
FTSE/Athex Industrial Goods & Services	6,494.86	6,664.79	-169.93	-2.55%	6,490.24	6,664.79	4,603.86	6,731.65	40.02% #
FTSE/Athex Retail	1,133.00	1,146.45	-13.45	-1.17%	1,120.41	1,146.45	901.21	1,174.91	25.72% #
FTSE/ATHEX Real Estate	3,932.65	3,975.76	-43.11	-1.08%	3,924.27	3,975.76	3,750.22	4,461.05	-3.45% €
FTSE/Athex Consumer Goods & Services	12,693.17	12,782.71	-89.54	-0.70%	12,686.12	12,965.51	8,974.47	13,239.61	38.61% #
FTSE/Athex Food & Beverage	10,787.52	10,861.26	-73.74	-0.68%	10,677.39	10,909.40	8,101.49	11,188.59	27.42% #
FTSE/Athex Basic Resources	7,636.71	7,797.94	-161.23	-2.07%	7,595.34	7,797.94	6,463.31	7,823.58	17.68% #
FTSE/Athex Construction & Materials	4,007.69	3,995.93	11.76	0.29%	3,962.93	4,020.94	3,204.90	4,020.94	25.05% #
FTSE/Athex Energy	5,043.19	5,140.61	-97.42	-1.90%	5,042.83	5,149.36	4,780.16	5,856.79	0.27% #
FTSE/Athex Travel & Leisure	2,789.39	2,788.17	1.22	0.04%	2,771.58	2,817.68	2,196.17	2,875.50	25.80% #
FTSE/Athex Technology	2,432.64	2,404.99	27.65	1.15%	2,394.98	2,448.21	2,047.81	2,448.21	18.42% #
FTSE/Athex Telecommunications	3,938.74	3,963.45	-24.71	-0.62%	3,930.40	3,985.81	3,511.53	4,391.80	-3.27% €
FTSE/Athex Utilities	5,590.44	5,612.47	-22.03	-0.39%	5,559.62	5,712.34	4,598.77	5,712.34	21.56% #
FTSE/Athex Health Care	406.44	398.51	7.93	1.99%	396.25	409.83	390.59	469.84	-2.97% €
FTSE/Athex Personal Products	7,198.28	7,227.92	-29.64	-0.41%	7,194.53	7,320.10	6,441.87	7,905.24	8.96% #
Athex All Share Index	283.28	286.34	-3.06	-1.07%	283.28	283.28	231.11	286.34	23.04% #
MSCI GREECE REBASED	4,599.23	4,689.57	-90.34	-1.93%	4,599.23	4,689.57	4,125.04	4,807.36	---
Hellenic Corporate Bond Index	122.83	122.65	0.18	0.15%			118.78	122.83	3.23% #
Hellenic Corporate Bond Price Index	87.80	87.68	0.12	0.14%			85.96	87.80	1.83% #

Note 1: FTSE/Med 100, Hellenic Corporate Bond Price Index and Hellenic Corporate Bond Index closing prices refer to the previous trading day of 22/05/2023.

Note 2: The Hellenic Mid & Small Cap Index is a Customized index calculated by the Athens Exchange.

## Analytic Figures for Athex Market's Boards and Categories

	Total Traded Securities	Main Market	Surveillance	Exchange Traded Funds (ETFs)
Totals	120	107	12	1
Gain / Lose / Same:	31 / 68 / 21	30 / 62 / 15	1 / 5 / 6	0 / 1 / 0
Athex Capitalisation (mill. €) **	81,077.62	80,736.25	341.37	
Daily Average Trans/ons Value(thou.€)	104,665.53	104,418.59	256.09	36.79
Transactions Value	146,335.32	146,205.46	126.99	2.87
Main Board:	116,633.39	116,503.52	126.99	2.87
Blocks Board 6_2_3:	29,701.94	29,701.94	0.00	0.00
Forced Sales Board:	0.00	0.00	0.00	0.00
Special Terms Board:	0.00	0.00	0.00	0.00
Daily Average Transactions Volume	40,572,138	39,395,902	1,182,565	1,420
Transactions Volume	38,691,016	38,201,170	489,749	97
Main Board:	31,611,713	31,121,867	489,749	97
Blocks Board 6_2_3:	7,079,303	7,079,303	0	0
Forced Sales Board:	0	0	0	0
Special Terms Board:	0	0	0	0
Daily Average Number of Trades	35,877	35,627	248	3
Number of Trades	43,932	43,752	176	4
Main Board:	43,905	43,725	176	4
Blocks Board 6_2_3:	27	27	0	0
Forced Sales Board:	0	0	0	0
Special Terms Board:	0	0	0	0

## Trading Details by Athex Sectors and Financial Instruments (ETFs)

Code	Sectors	Gain / Lose / Same	Number of Trades	Transactions Volume	Transactions Value	% of Total Trans. Value
3010	- Banks	1 / 4 / 1	18,182	30,895,010	84,121,391.67	57.49%
5510	- Basic Resources	4 / 7 / 3	1,531	577,895	1,448,409.36	0.99%
5010	- Construction & Materials	4 / 10 / 0	2,303	1,347,753	3,591,816.20	2.45%
4020	- Consumer Products & Services	2 / 2 / 2	1,921	244,814	4,209,093.68	2.88%
6010	- Energy	0 / 4 / 0	2,302	215,259	3,983,945.60	2.72%
12000	- Financial Instruments	0 / 1 / 0	4	97	2,873.69	0.00%
3020	- Financial Services	0 / 3 / 2	808	159,442	774,455.81	0.53%
4510	- Food Beverage & Tobacco	1 / 3 / 2	205	31,715	532,371.29	0.36%
2010	- Health Care	2 / 1 / 0	55	49,698	27,414.82	0.02%
5020	- Industrial Goods & Services	7 / 6 / 3	3,014	778,615	7,793,829.28	5.33%
3030	- Insurance	0 / 1 / 0	12	940	3,321.55	0.00%
4030	- Media	0 / 1 / 0	5	1,556	844.29	0.00%
4520	- Personal Care, Drug & Grocery Stores	0 / 3 / 0	126	57,733	351,291.67	0.24%
3510	- Real Estate	2 / 4 / 3	845	232,167	1,107,293.90	0.76%
4040	- Retail	2 / 3 / 0	279	98,038	290,866.48	0.20%
1010	- Technology	3 / 7 / 1	1,272	487,679	1,599,348.96	1.09%
1510	- Telecommunications	1 / 1 / 0	2,203	481,727	6,795,711.80	4.64%
4050	- Travel & Leisure	1 / 4 / 3	3,731	1,009,380	9,718,989.55	6.64%
6510	- Utilities	1 / 3 / 1	5,134	2,021,498	19,982,053.97	13.65%

## Top 10 best &amp; worst performing Shares

## Main Market

With positive Price change	Closing price	change	With negative Price change	Closing price	change
QUEST HOLDINGS (CR)	5.66	9.27% #	ELVALHALCOR (CR)	1.684	-5.60% €
QUALITY & RELIABILITY SA (CR)	0.638	5.63% #	INTERWOOD-XYLEMPORIA (CR)	0.267	-4.98% €
INTERTECH SA (CR)	1.055	4.46% #	EUROBANK HOLDINGS (CR)	1.493	-4.05% €
ELTON SA (CR)	2.64	3.53% #	MYTILINEOS (CR)	28.56	-3.05% €
AEGEAN AIRLINES (CR)	8.8	3.53% #	DIMAND (CR)	11.8	-2.88% €
ELLAKTOR (CR)	2.15	3.12% #	NATIONAL BANK (CR)	5.81	-2.65% €
CENERGY HOLDINGS (CB)	5.24	2.75% #	ALPHA SERVICES HOLD (CR)	1.3485	-2.64% €
VARVERIS - MODA BAGNO SA (CR)	0.675	2.27% #	MOTOR OIL (CR)	21.9	-2.41% €
ATTICA BANK S.A. (CR)	13.16	2.02% #	LOULIS FOOD (CR)	2.54	-2.31% €
GEK TERNA (CR)	13.24	1.85% #	TITAN CEMENT (CB)	15.98	-2.20% €
With the highest Transactions Value	Value (thou. €)	change	With the highest Transactions Volume	Volume	change
NATIONAL BANK (CR)	42,485.09	-2.65% €	ALPHA SERVICES HOLD (CR)	9,980,015	-2.64% €
PIRAEUS FINANCIAL HOLD (CR)	16,351.94	-1.79% €	EUROBANK HOLDINGS (CR)	7,641,052	-4.05% €
ALPHA SERVICES HOLD (CR)	13,550.32	-2.64% €	NATIONAL BANK (CR)	7,323,194	-2.65% €
PPC (CR)	12,505.03	-0.69% €	PIRAEUS FINANCIAL HOLD (CR)	5,941,614	-1.79% €
EUROBANK HOLDINGS (CR)	11,591.81	-4.05% €	PPC (CR)	1,324,439	-0.69% €
OPAP (CR)	6,781.39	-0.31% €	INTRAKAT (CR)	681,000	0.36% #
OTE (CR)	6,773.25	-0.63% €	OTE (CR)	478,308	-0.63% €
TERNA ENERGY (CR)	6,580.09	0.50% #	OPAP (CR)	417,559	-0.31% €
MYTILINEOS (CR)	6,253.10	-3.05% €	ELVALHALCOR (CR)	378,433	-5.60% €
MOTOR OIL (CR)	3,640.60	-2.41% €	TERNA ENERGY (CR)	324,576	0.50% #

Note: Stocks that are not included in the "Under Supervision" category, and the transactions value is more than 10,000 €.

## Derivatives Summary

	Number of Trades	Volume	Open Interest
<b>Index Futures</b>	<b>207</b>	<b>722</b>	<b>7,550</b>
FTSE/Athex Banks	5	18	1,680
FTSE/Athex Large Cap	202	704	5,706
MSCI GREECE REBASED	0	0	164
<b>Stock Futures</b>	<b>2,523</b>	<b>35,782</b>	<b>423,281</b>
ADMIE (IPTO) HOLDING S.A. (CR)	13	363	12,789
AEGEAN AIRLINES (CR)	111	475	1,147
ALPHA SERVICES HOLD (CR)	266	11,309	191,704
AUTOHELLAS SA (CR)	0	0	89
AVAX S.A. (CR)	0	0	463
CC HBC AG (CR)	10	24	235
CENERGY HOLDINGS (CB)	31	173	6,012
ELLAKTOR (CR)	24	128	918
ELVALHALCOR (CR)	40	209	1,596
EUROBANK HOLDINGS (CR)	191	5,105	33,126
EYDAP S.A. (CR)	2	4	533
FOURLIS (CR)	10	32	1,155
GEK TERNA (CR)	65	230	8,505
HELLENIC EXCHANGES-A.S.E. (CR)	53	302	1,804
HELLENIQ ENERGY (CR)	5	20	1,395
INTRACOM HOLDINGS (CR)	12	50	4,396
INTRAKAT (CR)	37	90	9,371
JUMBO SA (CR)	4	4	392
LAMDA DEVELOPMENT SA (CR)	12	62	5,719
MIG (CR)	1	1	1,437
MOTOR OIL (CR)	43	103	1,875
MYTILINEOS (CR)	108	241	2,476
NATIONAL BANK (CR)	694	9,356	17,726
OPAP (CR)	4	10	1,794
OTE (CR)	18	75	10,972
P.P.A. S.A. (CR)	0	0	356
PIRAEUS FINANCIAL HOLD (CR)	296	5,520	66,572
PPC (CR)	215	1,042	21,275
QUEST HOLDINGS (CR)	47	185	135
TERNA ENERGY (CR)	161	494	11,099
TITAN CEMENT (CB)	19	78	493
VIOHALCO SA/NV (CB)	31	97	5,722
<b>Index Options</b>	<b>11</b>	<b>99</b>	<b>1,374</b>
FTSE/Athex Large Cap	11	99	1,374
<b>Stock Options</b>	<b>4</b>	<b>43</b>	<b>883</b>
ALPHA SERVICES HOLD (CR)	0	0	20
NATIONAL BANK (CR)	0	0	287
OPAP (CR)	0	0	50
OTE (CR)	0	0	26
PIRAEUS FINANCIAL HOLD (CR)	0	0	5
PPC (CR)	4	43	495
<b>Total Derivatives Traded</b>	<b>2,745</b>	<b>36,646</b>	<b>433,088</b>



Number of Outstanding Securities	Nominal Value	Dividends [1]			Date of Last Coupon		Note	Shares	Closing price	% change	Previous closing price/date	Open price	Price min	Price max	Last price	Avg price	Last Bid [7]	Last Ask [7]	P/E after tax	Year	Volume	Trades	Transactions Value[8]	Company Mkt Value (thou. €)	Year low	Year high	Sector[4]		
2020	2021	2022	Dividend [2]	Right																									
2,348,908,567	0.290	---	---	---	07/04/2008	18/04/2017	---	ALPHA SERVICES HOLD (CR)	1.3485	-2.64	€	1.385	23/05/2023	1.361	1.3485	1.37	1.3485	1.358	59266@1.35	60500@1.35	---	---	9,980,015	4,247	13,550,321.83	3,167,503.20	1.0015	1.513	30101010
45,033,921	0.050	---	---	---	04/06/2008	27/03/2023	---	ATTICA BANK S.A. (CR)	13.16	2.02	€	12.9	23/05/2023	13.08	13	13.3	13	13.151	1@13.00	440@13.04	---	---	1,346	20	17,701.18	592,646.40	10.62	48.75	30101010
18,176,934	1.00	---	---	---	27/01/2023	---	---	AUSTRIACARD (CB)	11.7	-0.85	€	11.8	23/05/2023	11.7	11.6	11.8	11.7	11.738	100@11.60	1202@11.80	---	---	5,812	64	68,220.80	212,670.13	10.4	13.42	10101010
48,624,764	0.080	0.23	0.46	0.65	24/04/2023	05/12/2022	---	AUTOHELLAS SA (CR)	14.02	---	---	14.02	23/05/2023	13.98	13.8	14.12	14.02	14.002	100@13.92	1281@14.02	---	---	68,281	684	956,101.08	681,719.19	10.06	14.38	40201040
190,162,681	---	---	---	---	07/12/2016	---	---	CENERGY HOLDINGS (CB)	5.24	2.75	€	5.1	23/05/2023	5.1	4.97	5.24	5.24	5.113	250@5.20	1209@5.24	---	---	213,453	449	1,091,433.76	996,452.45	3.015	5.24	50202010
372,553,049	6.70	0.64	0.71	---	07/07/2022	29/04/2013	---	CC HBC AG (CR)	28.82	-0.69	€	29.02	23/05/2023	29.15	28.52	29.15	28.82	28.798	1@28.73	282@28.82	---	---	16,130	129	464,506.10	736,978.87	21.54	29.91	45101020
3,710,677,508	0.220	---	---	---	02/05/2008	20/05/2019	---	EUROBANK HOLDINGS (CR)	1.493	-4.05	€	1.556	23/05/2023	1.54	1.493	1.56	1.493	1.517	200@1.49	30500@1.50	---	---	7,641,052	4,023	11,591,809.19	5,540,041.52	1.0495	1.72	30101010
52,131,944	1.00	---	0.1102	---	30/06/2022	23/07/2019	---	FOURLIS (CR)	3.985	-1.24	€	4.035	23/05/2023	3.97	3.92	4	3.985	3.963	400@3.95	1743@3.98	---	---	31,654	178	125,439.35	207,745.80	3.26	4.165	40401010
305,635,185	2.18	0.1	0.1	0.3	11/01/2023	01/10/2003	---	HELLENIO ENERGY (CR)	7.58	-0.52	€	7.62	23/05/2023	7.65	7.52	7.69	7.58	7.606	8@7.57	8@7.59	---	---	43,657	245	332,070.41	2,316,714.70	6.93	8.68	60101020
83,600,000	0.880	---	---	---	03/07/2007	23/09/2022	---	INTRACOM HOLDINGS (CR)	1.822	-1.83	€	1.856	23/05/2023	1.858	1.818	1.858	1.822	1.832	3069@1.82	340@1.84	---	---	60,261	124	110,419.77	152,319.20	1.678	2.12	10101010
160,523,985	0.300	---	---	---	12/08/2008	30/12/2022	---	INTRAKAT (CR)	1.69	0.36	€	1.684	23/05/2023	1.652	1.64	1.694	1.69	1.618	900@1.68	2226@1.69	---	---	681,000	270	1,101,860.82	271,285.53	1.366	1.788	50101010
136,059,759	0.880	0.77	0.77	---	21/03/2023	05/03/2014	---	JUMBO SA (CR)	22.32	-0.80	€	22.5	23/05/2023	22.86	22.32	22.86	22.32	22.44	67@22.30	1208@22.52	---	---	143,513	1,158	3,220,502.12	3,036,853.82	15.61	23.4	40203045
176,736,715	0.300	---	---	---	30/05/2007	27/11/2019	---	LAMDA DEVELOPMENT SA (CR)	5.83	-0.85	€	5.88	23/05/2023	5.88	5.8	5.885	5.83	5.846	11@5.83	13@5.84	---	---	115,998	452	678,181.99	1,030,375.05	5.505	6.6	35101010
31,317,025	0.400	---	---	---	26/04/2007	10/05/2023	---	MIG (CR)	5.08	-0.98	€	5.13	23/05/2023	5.11	5.06	5.27	5.08	5.135	3905@5.08	483@5.14	---	---	15,195	143	78,020.85	159,090.49	0.987	8.4	30202000
107,222,688	0.440	---	(0.5667)	---	17/06/2022	16/03/2022	---	QUEST HOLDINGS (CR)	5.66	9.27	€	5.18	23/05/2023	5.25	5.2	5.68	5.66	5.509	470@5.59	515@5.66	---	---	145,862	462	803,625.65	606,880.41	4.655	5.68	10101010
78,325,475	---	---	---	---	23/07/2019	---	---	TITAN CEMENT (CB)	15.98	-2.20	€	16.34	23/05/2023	16.46	15.88	16.46	15.98	16.058	66@15.90	2340@16.00	---	---	52,091	457	836,482.38	1,251,641.09	12.04	16.84	50101030
259,189,761	0.02	0.1	---	---	03/06/2022	26/02/2016	---	VIOHALCO SA/NV (CB)	5.05	-0.98	€	5.1	23/05/2023	5.06	4.99	5.07	5.05	5.038	4@5.03	785@5.06	---	---	141,956	435	715,130.52	1,308,908.29	3.995	5.14	55102015
144,321,516	0.300	---	---	---	01/07/2011	22/01/2020	---	AVAX S.A. (CR)	0.95	-1.04	€	0.96	23/05/2023	0.956	0.938	0.956	0.95	0.945	1000@0.941	3550@0.954	---	---	146,099	198	138,056.17	137,105.44	0.748	1	50101010
232,000,000	2.12	0.1069	0.0854	0.0682	29/08/2022	19/06/2017	---	ADMIE (IPTO) HOLDING S.A. (CR)	1.84	-0.54	€	1.85	23/05/2023	1.85	1.822	1.85	1.84	1.837	35734@1.84	500@1.85	14.67	2022	323,345	300	594,058.25	426,880.00	1.64	2.035	65101015
90,167,100	0.500	---	---	---	03/06/2019	24/05/2021	---	AEGEAN AIRLINES (CR)	8.8	3.53	€	8.5	23/05/2023	8.47	8.46	8.93	8.8	8.764	400@8.77	3308@8.89	---	---	300,395	1,202	2,632,769.87	793,470.48	5.27	8.93	40501010
103,423,291	0.570	---	---	---	01/08/2011	06/09/2022	---	GEK TERNA (CR)	13.24	1.85	€	13	23/05/2023	13	12.98	13.26	13.24	13.165	171@13.20	2029@13.26	---	---	75,061	569	988,145.66	1,369,324.37	10.42	13.26	50101010
382,000,000	2.48	---	---	---	20/07/2015	12/12/2001	---	PPC (CR)	9.365	-0.69	€	9.43	23/05/2023	9.3	9.285	9.625	9.365	9.442	10@9.36	1028@9.38	---	---	1,324,439	2,543	12,505,025.73	3,577,430.00	6.6	9.625	65101015
914,715,153	1.00	---	---	---	16/05/2008	29/08/2018	---	NATIONAL BANK (CR)	5.81	-2.65	€	5.968	23/05/2023	5.88	5.7	5.938	5.81	5.801	200@5.81	3000@5.81	---	---	7,323,194	6,254	42,485,092.63	5,314,495.04	3.746	6.3	30101010
375,241,586	0.390	0.01	0.03	---	30/05/2022	14/07/2006	---	ELVALHALCOR (CR)	1.684	-5.60	€	1.784	23/05/2023	1.724	1.684	1.73	1.684	1.699	3207@1.68	4000@1.69	---	---	378,433	891	643,047.69	631,906.83	1.52	1.894	55102015
348,192,005	0.040	---	---	---	05/07/2011	16/07/2021	---	ELLAKTOR (CR)	2.15	3.12	€	2.085	23/05/2023	2.1	2.045	2.15	2.15	2.117	346@2.14	1002@2.16	---	---	197,026	523	417,197.17	748,612.81	1.706	2.455	50101010
60,348,000	0.420	0.07	0.1515	---	08/06/2022	04/08/2021	---	HELLENIC EXCHANGES-A.S.E. (CR)	4.76	-1.55	€	4.835	23/05/2023	4.8	4.7	4.855	4.76	4.774	1250@4.74	1307@4.77	---	---	139,764	567	667,165.73	287,256.48	3.09	4.87	30202015
106,500,000	0.600	---	0.28	---	05/09/2022	13/09/2021	---	EYDAP S.A. (CR)	6.52	-1.21	€	6.6	23/05/2023	6.6	6.5	6.63	6.52	6.542	1602@6.50	11436@6.54	---	---	43,246	336	282,898.41	694,380.00	6.06	7.34	65102030
110,782,980	0.750	---	0.9054	0.4058	21/11/2022	04/11/2013	---	MOTOR OIL (CR)	21.9	-2.41	€	22.44	23/05/2023	22.46	21.9	22.46	21.9	22.035	879@21.88	25@21.96	---	---	165,218	2,030	3,640,597.80	2,426,147.26	20.84	25.82	60101020
142,891,161	0.970	0.378	0.4341	---	24/06/2022	07/07/2017	---	MYTILINEOS (CR)	28.56	-3.05	€	29.46	23/05/2023	29.42	28.56	29.42	28.56	28.78	1203@28.54	489@28.76	---	---	217,271	2,020	6,253,104.28	4,080,971.56	19.94	29.8	50203000
25,000,000	2.00	0.4	0.628	---	25/07/2022	08/08/2003	---	P.P.A. S.A. (CR)	19.34	-0.82	€	19.5	23/05/2023	19.78	19.3	19.78	19.3	19.445	540@19.30	46@19.42	9.14	2022	7,290	153	141,753.10	483,500.00	15.86	19.86	50206060
363,341,859	0.300	0.55	0.6	0.3	19/10/2022	29/07/2022	---	OPAP (CR)	16.23	-0.31	€	16.28	23/05/2023	16.35	16.12	16.4	16.23	16.241	100@16.22	539@16.27	---	---	417,559	2,399	6,781,385.28	5,897,038.37	13.02	16.92	40501020
433,664,596	2.83	0.6879	0.8231	---	01/07/2022	18/06/1998	---	OTE (CR)	14.1	-0.63	€	14.19	23/05/2023	14.18	14.07	14.28	14.1	14.161	3831@14.09	2000@14.14	---	---	478,308	2,174	6,773,248.28	6,114,670.80	12.57	15.73	15102015
1,250,367,223	0.930	---	---	---	16/05/2008	14/04/2021	---	PIRAEUS FINANCIAL HOLD (CR)	2.75	-1.79	€	2.8	23/05/2023	2.76	2.712	2.788	2.75	2.752	300@2.75	293913@2.75	---	---	5,941,614	3,579	16,351,935.74	3,438,509.86	1.43	2.8	30101010
43,741,452	0.660	0.16	0.2723	0.0698	30/01/2023	01/11/1999	---	THRACE PLASTICS SA (CR)	4.18	-0.24	€	4.19	23/05/2023	4.2	4.14	4.2	4.18	4.168	250@4.15	192@4.18	---	---	10,805	94	45,031.83	182,839.27	3.76	4.68	50203015
69,877,484	0.780	0.2239	0.1493	0.1495	09/05/2023																								

Number of Outstanding Securities	Nominal Value	Dividends [1]			Date of Last Coupon		Note	Shares	Closing price	% change	Previous closing price/date	Open price	Price min	Price max	Last price	Avg price	Last Bid [7]	Last Ask [7]	P/E after tax	Year	Volume	Trades	Transactions Value[8]	Company Mkt Value (thou. €)	Year low	Year high	Sector[4]		
		2020	2021	2022	Dividend [2]	Right																							
13,126,020	0.660	0.0837	0.1163	---	22/06/2022	04/09/2020	---	AS COMPANY SA (CR)	2.26	-0.44	€	2.27	23/05/2023	2.23	2.22	2.27	2.26	2.229	731@2.22	340@2.26	---	---	2,922	15	6,514.45	29,664.81	2.02	2.38	40401030
3,114,144	0.360	0.1558	0.3427	---	14/06/2022	02/06/2020	---	ALPHA TRUST (CR)	5.75	---	↔	5.75	23/05/2023	5.75	5.65	5.8	5.75	5.734	110@5.60	80@5.75	---	---	1,254	34	7,190.50	17,906.33	4.32	5.9	30202010
14,000,000	4.15	---	3.42	---	14/09/2022	29/06/1999	---	ALPHA REAL ESTATE SA(CR)	7.6	-0.26	€	7.62	23/05/2023	7.6	7.6	7.64	7.6	7.612	223@7.60	600@7.78	---	---	870	9	6,622.04	106,400.00	6.68	9.22	35101015
215,805,843	0.300	0.05	---	---	30/12/2021	15/11/2022	---	ATTICA HOLDINGS (CR)	2.52	---	↔	2.52	23/05/2023	2.51	2.51	2.53	2.52	2.52	18787@2.51	32950@2.53	---	---	75,420	30	190,069.67	543,830.72	1.865	2.55	40501015
151,654,947	0.040	---	---	---	01/07/2008	21/02/2020	---	AVE (CR)	0.538	-2.18	€	0.55	23/05/2023	0.546	0.532	0.546	0.542	0.543	1500@0.526	5000@0.544	---	---	1,556	5	844.29	81,590.36	0.566	0.586	40301010
35,764,593	2.10	0.06	0.075	0.1046	02/05/2023	25/11/2019	---	BRIQ PROPERTIES (CR)	1.94	0.26	Ⓟ	1.935	23/05/2023	1.935	1.935	1.95	1.94	1.941	1500@1.94	2170@1.95	---	---	33,027	39	64,091.38	69,383.31	1.9	2.11	35102030
101,123,806	0.360	---	---	---	22/07/2010	28/06/2011	---	CENTRIC HOLDINGS (CR)	0.276	-0.36	€	0.277	23/05/2023	0.285	0.271	0.285	0.276	0.275	1500@0.274	10002@0.277	---	---	19,172	27	5,263.28	27,910.17	0.263	0.333	40203040
784,500	10.00	---	0.3	---	24/05/2022	31/07/2018	---	CNL CAPITAL (CR)	6.9	---	↔	6.9	23/05/2023	6.85	6.5	6.9	6.9	6.713	70@6.85	140@6.90	(-)	2022	1,273	39	8,545.05	5,413.05	6.5	8	30202010
10,246,800	0.300	---	---	---	06/10/2005	13/02/2002	---	CPI SA (CR)	0.598	-0.33	€	0.6	23/05/2023	0.586	0.574	0.598	0.598	0.583	4300@0.576	2735@0.598	---	---	2,954	13	1,721.84	6,127.59	0.548	0.722	10102030
18,680,300	0.050	---	---	---	06/07/2022	---	---	DIMAND (CR)	11.8	-2.88	€	12.15	23/05/2023	12	11.7	12.05	11.8	11.834	850@11.70	1865@11.80	---	---	24,167	206	285,994.95	220,427.54	11	14.9	35101010
54,200,000	0.075	---	0.035	---	19/07/2022	23/11/2021	---	EPSILON NET (CR)	7.88	-1.50	€	8	23/05/2023	8	7.8	8	7.88	7.921	361@7.80	1768@7.88	---	---	18,059	123	143,037.43	427,096.00	6.2	8.36	10101015
40,134,921	0.400	---	---	---	30/08/1993	05/12/2022	---	IDEAL HOLDINGS (CR)	4.67	-1.48	€	4.74	23/05/2023	4.7	4.65	4.715	4.67	4.679	114@4.67	500@4.69	---	---	13,186	62	61,698.51	187,430.08	3.38	4.95	10102030
167,868,482	0.300	---	---	---	20/08/2007	28/11/2022	---	LAVIPHARM SA (CR)	0.41	-1.21	€	0.415	23/05/2023	0.415	0.407	0.419	0.41	0.41	2@0.410	1460@0.415	---	---	45,826	28	18,787.70	68,826.08	0.366	0.48	20103015
4,740,000	0.860	---	---	---	14/03/2003	---	---	LOGISMOS S.A. (CR)	0.98	3.16	Ⓟ	0.95	23/05/2023	0.95	0.95	0.99	0.97	0.968	41@0.950	498@0.970	(-)	2022	1,772	9	1,715.14	4,645.20	0.91	1.1	10101015
17,120,280	0.940	0.06	0.06	---	27/06/2022	02/08/2019	---	LOULIS FOOD (CR)	2.54	-2.31	€	2.6	23/05/2023	2.54	2.52	2.57	2.54	2.546	90@2.54	250@2.56	---	---	7,955	36	20,250.60	43,485.51	2.38	2.82	45102020
4,419,616	1.58	---	---	0.1131	01/03/2023	04/03/2015	---	MEDICON S.A (CR)	3.59	1.99	Ⓟ	3.52	23/05/2023	3.62	3.5	3.62	3.59	3.504	10@3.51	7@3.59	---	---	1,505	8	5,273.22	15,866.42	3.45	4.15	20102010
468,700	2.24	3.42	---	---	03/05/2022	21/05/2004	---	MERMEREN KOMB. A.D. PR. (GDR)	35	-5.40	€	37	23/05/2023	36	35	36	35	35.963	45@34.40	47@36.00	1.17	2022	189	10	6,797.00	16,404.50	31	59	55102000
10,500,000	0.950	---	---	---	24/06/2008	22/07/2022	---	MEVACO SA (CR)	3.4	-1.16	€	3.44	23/05/2023	3.46	3.32	3.46	3.42	3.34	244@3.32	520@3.38	11.27	2022	1,863	18	6,221.76	35,700.00	2.52	3.5	55102015
87,127,162	0.500	---	---	---	21/05/2008	28/07/2021	---	PREMIA (CR)	1.114	-1.76	€	1.134	23/05/2023	1.15	1.114	1.15	1.114	1.125	1300@1.11	1000@1.12	---	---	28,198	60	31,716.22	97,059.66	1.07	1.36	35101010
24,377,795	0.230	---	---	---	27/06/2022	08/06/2022	---	PROFILE SA (CR)	3.4	---	↔	3.4	23/05/2023	3.38	3.38	3.48	3.4	3.428	1270@3.38	10696@3.40	---	---	36,903	118	126,486.89	82,884.50	2.575	3.56	10101010
27,345,120	0.280	---	---	---	18/07/2005	26/02/2014	---	QUALITY & RELIABILITY SA (CR)	0.638	5.63	Ⓟ	0.604	23/05/2023	0.61	0.604	0.652	0.638	0.629	500@0.634	1050@0.642	---	---	163,793	168	102,982.92	17,446.19	0.465	0.652	10101010
6,456,530	1.08	0.0804	0.12	---	14/07/2022	02/08/2010	---	SPACE HELLAS SA (CR)	6.46	1.57	Ⓟ	6.36	23/05/2023	6.68	6.28	6.68	6.46	6.57	100@6.38	90@6.46	---	---	3,419	29	22,463.52	41,709.18	5.28	6.9	15101010
17,190,046	0.290	---	---	---	16/11/1992	30/11/2022	---	UNIBIOS (CR)	0.674	0.60	Ⓟ	0.67	23/05/2023	0.678	0.66	0.678	0.674	0.672	1000@0.668	3575@0.672	---	---	7,835	18	5,262.49	11,586.09	0.558	0.719	50204000
32,413,681	0.370	---	---	---	15/07/2009	11/05/2000	---	ALUMIL (CR)	2.09	0.48	Ⓟ	2.08	23/05/2023	2.06	2.03	2.1	2.09	2.054	2161@2.06	1159@2.09	---	---	20,027	89	41,138.73	67,744.59	1.986	2.54	55102035
3,534,269	3.44	(0.4452)	0.8907	---	22/05/2023	19/07/2022	---	ANDROMEDA SA (CR)	6.9	-1.43	€	7	23/05/2023	7	6.88	7	6.9	6.919	100@6.84	2834@6.90	---	2022	1,956	25	13,533.68	24,386.46	5.9	7.3	30204000
18,810,000	0.400	---	---	---	08/07/2010	14/11/2007	---	VARVERIS - MODA BAGNO SA (CR)	0.675	2.27	Ⓟ	0.66	23/05/2023	0.64	0.635	0.675	0.675	0.657	1@0.660	939@0.675	---	---	16,266	14	10,685.92	12,696.75	0.6	0.8	40401025
23,986,500	1.05	---	---	---	26/06/2009	15/03/2000	---	BIOKARPET S.A.(CR)	2.04	-1.92	€	2.08	23/05/2023	2.05	1.98	2.05	2.04	2.007	116@2.00	495@2.04	---	---	1,615	20	3,240.63	48,932.46	1.5	2.17	50101035
6,325,000	0.600	---	0.19	---	04/07/2022	17/02/2014	---	VOYATZOGLOU (CR)	2.2	---	↔	2.2	23/05/2023	---	---	---	---	---	85@2.14	193@2.26	---	---	---	---	---	13,915.00	1.97	2.48	50205010
24,060,000	0.300	0.035	0.055	0.075	25/04/2023	01/07/2019	---	GEN. COMMERCIAL & IND.SA (CR)	1.295	-0.77	€	1.305	23/05/2023	1.26	1.255	1.295	1.295	1.26	1355@1.26	135@1.30	8.01	2022	1,495	8	1,883.15	31,157.70	1.175	1.42	50205010
15,878,748	0.480	---	---	---	10/07/2006	22/03/2004	---	DOMIKI KRITIS SA (CR)	0.748	-1.58	€	0.76	23/05/2023	0.74	0.718	0.748	0.748	0.731	208@0.730	60@0.748	---	---	17,133	52	12,523.86	11,877.30	0.71	0.85	50101010
34,720,000	0.310	---	---	---	16/06/2010	01/08/2007	---	DROMEAS SA (CR)	0.324	---	↔	0.324	23/05/2023	---	---	---	---	---	1000@0.315	2150@0.324	---	---	---	---	---	11,249.28	0.3	0.389	40202015
13,673,200	0.880	---	---	---	18/07/2008	26/07/2001	---	EVROFARMA SA (CR)	0.84	---	↔	0.84	23/05/2023	---	---	---	---	---	212@0.820	40@0.840	---	---	---	---	---	11,485.49	0.684	0.89	45102020
11,250,000	0.520	---	0.0405	---	01/08/2022	09/11/2015	---	EKTER SA (CR)	1.575	-0.32	€	1.58	23/05/2023	1.57	1.55	1.58	1.575	1.573	199@1.58	500@1.62	---	---	7,167	32	11,272.11	17,718.75	1.33	1.755	50101010
18,410,839	1.00	0.027	0.262	---	24/08/2022	10/09/2010	---	ELASTRON (CR)	2.7	---	↔	2.7	23/05/2023	2.69	2.66	2.7	2.7	2.69	980@2.66	5777@2.70	---	---	1,900	17	5,111.70	49,709.27	2.21	2.82	55102010
60,295,607	0.240	---	---	---	09/07/2007	01/07/2021	---	ELGEKA SA (CR)	0.447	-0.22	€	0.448	23/05/2023	0.447	0.447	0.447	0.447	0.447	100@0.434	20@0.445	---	---	410	2	183.27	26,952.14	0.38	0.459	45201010
23,828,130	0.500	---	0.0737	---	18/07/2022	17/02/2009	---	ELINOIL S.A. (CR)	2.16	-0.92	€	2.18	23/05/2023	2.17	2.13	2.19	2.16	2.159	180@2.14	1000@2.16	---	---	3,160	12	6,823.30	51,468.76	1.82	2.5	60101020
19,864,886	5.60	0.672	0.672	0.672	20/04/2023	02/07/2008	---	BANK OF GREECE (CR)	15.95	---	↔	15.95	23/05/2023	16.1	15.95	16.1	15.95	15.988	120@15.95	943@16.00	---	---	7,789	59	124,531.10	316,844.93	15.7	18	30101010

Number of Outstanding Securities	Nominal Value	Dividends [1]			Date of Last Coupon		Note	Shares	Closing price	% change	Previous closing price/date	Open price	Price min	Price max	Last price	Avg price	Last Bid [7]	Last Ask [7]	P/E after tax	Year	Volume	Trades	Transactions Value[8]	Company Mkt Value (thou. €)	Year low	Year high	Sector[4]		
		2020	2021	2022	Dividend [2]	Right																							
26,730,187	0.520	0.08	0.1	---	29/06/2022	01/08/2017	---	ELTON SA (CR)	2.64	3.53 P	2.55	23/05/2023	2.58	2.55	2.68	2.64	2.617	300@2.60	310@2.64	---	---	37,278	120	97,542.68	70,567.69	2.08	2.68	50205010	
30,000,000	0.050	0.06	0.09	---	13/05/2022	11/06/2020	---	ENTERSOFT (CR)	4.71	-1.05 E	4.76	23/05/2023	4.76	4.7	4.78	4.71	4.763	3018@4.70	1400@4.71	---	---	37,207	117	177,215.83	141,300.00	3.61	4.94	10101015	
36,300,000	1.12	0.223	0.2186	---	14/09/2022	12/12/2007	---	THESSALONIKA WATER & SEWERAGE	3.4	---	3.4	23/05/2023	3.43	3.36	3.43	3.4	3.392	5@3.37	325@3.40	---	---	5,892	34	19,984.06	123,420.00	3.21	3.66	65102030	
14,833,480	0.300	---	---	---	02/06/2010	04/02/2022	---	EUROCONSULTANTS S.A. (CR)	0.656	-1.21 E	0.664	23/05/2023	0.672	0.644	0.672	0.656	0.653	53@0.646	30@0.656	---	---	6,941	27	4,535.74	9,730.76	0.576	0.674	50205020	
86,735,980	0.310	---	---	---	06/07/2009	18/08/2022	---	ATHENS MEDICAL CENTER SA (CR)	1.43	0.70 P	1.42	23/05/2023	1.47	1.4	1.47	1.43	1.417	1202@1.40	1040@1.43	---	---	2,367	19	3,353.90	124,032.45	1.375	1.8	20101025	
114,320,400	0.100	---	0.01	---	26/11/2021	05/08/2019	---	IKTINOS HELLAS SA (CR)	0.518	-0.38 E	0.52	23/05/2023	0.515	0.507	0.518	0.518	0.511	100@0.516	2164@0.518	---	---	82,225	76	42,027.98	59,217.97	0.4855	0.675	50101035	
8,226,132	0.450	---	---	---	15/05/2009	13/10/2014	---	ILYDA S.A. (CR)	1.21	-0.82 E	1.22	23/05/2023	1.205	1.17	1.21	1.21	1.189	550@1.18	677@1.21	7.75	2022	1,870	12	2,224.18	9,953.62	1.055	1.41	10101015	
2,566,836	0.440	---	0.016	---	15/07/2022	09/01/2007	---	INTERWOOD-XYLEMPORIA (PR)	0.33	---	0.33	23/05/2023	---	---	---	---	---	---	1000@0.376	---	---	---	---	---	10,188.43	0.192	0.332	50101020	
34,986,430	0.440	---	---	---	25/07/2008	23/02/2010	---	INTERWOOD-XYLEMPORIA (CR)	0.267	-4.98 E	0.281	23/05/2023	0.28	0.267	0.28	0.267	0.274	300@0.267	5000@0.280	---	---	49,510	39	13,545.03	10,188.43	0.1975	0.3	50101020	
18,567,912	0.590	0.12	0.12	---	06/07/2022	26/01/2021	---	INTERLIFE G.C.I.(CR)	3.53	-1.94 E	3.6	23/05/2023	3.51	3.51	3.6	3.53	3.534	100@3.53	323@3.64	---	2022	940	12	3,321.55	65,544.73	3.47	3.98	30302025	
8,424,900	0.500	---	---	---	12/07/2010	04/07/2019	---	INTERTECH SA (CR)	1.055	4.46 P	1.01	23/05/2023	1.01	1.01	1.065	1.055	1.032	1000@1.04	105@1.05	18.21	2022	13,853	34	14,302.90	8,888.27	0.92	1.235	50205010	
19,804,134	0.150	---	---	---	01/07/2004	06/11/2017	---	KEKROPS SA (CR)	1.055	0.96 P	1.045	23/05/2023	1.045	1.025	1.11	1.055	1.07	390@1.06	100@1.09	2.01	2022	23,582	51	25,221.28	20,893.36	0.903	1.4	35101010	
40,219,218	0.260	---	---	---	29/08/2022	10/06/2019	---	KLOUKINAS - LAPPAS SA (CR)	0.98	-0.61 E	0.986	23/05/2023	0.986	0.98	0.986	0.98	0.98	8775@0.980	2000@0.984	---	---	21,837	24	21,405.20	39,414.83	0.5	0.99	50101010	
11,510,102	0.890	---	---	---	24/06/2005	06/10/1999	---	NAFPAKTOS TEXTILE (CR)	0.99	0.51 P	0.985	23/05/2023	0.99	0.99	0.99	0.99	0.99	500@0.905	299@0.990	---	---	5	1	4.95	11,395.00	0.91	1.23	55101020	
21,224,340	0.420	0.0035	0.02	---	06/09/2022	25/04/2006	---	KORDELLOS BROS SA (CR)	0.58	-0.34 E	0.582	23/05/2023	0.592	0.566	0.592	0.58	0.572	850@0.566	175@0.580	5.10	2022	18,525	28	10,590.34	12,310.12	0.462	0.7	55102010	
33,065,136	0.380	0.2	0.2001	---	18/08/2022	16/09/2013	---	KRI-KRI S.A. (CR)	7.34	0.27 P	7.32	23/05/2023	7.34	7.32	7.44	7.34	7.334	500@7.32	17@7.40	76.44	2022	6,415	31	47,047.90	242,698.10	6.08	7.44	45102020	
18,017,472	0.360	---	---	---	09/09/2022	28/08/2017	---	KTIMA KOSTAS LAZARIDIS SA (CR)	1.67	-2.91 E	1.72	23/05/2023	1.63	1.63	1.67	1.67	1.668	100@1.64	3@1.67	---	---	183	5	305.29	30,089.18	1.55	1.78	45101015	
7,595,160	0.600	---	---	---	10/09/2019	18/08/2010	---	KIRIAKOULIS SHIPPING SA (CR)	0.926	-4.93 E	0.974	23/05/2023	0.99	0.924	0.99	0.926	0.931	716@0.926	80@0.958	---	---	870	15	809.90	7,033.12	0.868	1.265	40501015	
6,200,000	0.500	---	---	---	22/06/2010	01/11/1995	---	MINERVA KNITWEAR (CR)	0.505	1.00 P	0.5	23/05/2023	0.505	0.505	0.505	0.505	0.505	1000@0.450	98@0.498	---	---	10	1	5.05	3,131.00	0.414	0.585	40204020	
5,939,268	0.620	---	---	---	10/07/2003	03/01/2002	---	LANAKAM SA (CR)	0.875	2.34 P	0.855	23/05/2023	0.865	0.865	0.875	0.875	0.867	98@0.840	69@0.875	---	---	80	3	69.36	5,196.86	0.716	1.16	40401020	
9,819,370	0.500	---	---	---	14/08/2007	09/01/2004	---	MATHIOS REFRACTORY SA (CR)	0.76	---	0.76	23/05/2023	---	---	---	---	---	100@0.710	1000@0.760	---	---	---	---	---	---	7,462.72	0.565	0.885	55101000
29,250,000	0.360	0.02	0.0401	---	21/06/2022	25/04/2019	---	MOTODYNAMICS S.A. (CR)	3.13	-1.26 E	3.17	23/05/2023	3.15	3.13	3.17	3.13	3.145	1822@3.12	108@3.15	---	---	47,116	69	148,157.40	91,552.50	2.04	3.37	40401030	
32,188,050	1.04	---	---	---	21/07/2008	20/01/2000	---	MOUZAKIS (CR)	0.68	---	0.68	23/05/2023	---	---	---	---	---	100@0.675	10@0.720	---	---	---	---	---	---	21,887.87	0.65	0.806	55101020
43,200,000	1.00	---	0.0824	---	07/09/2022	14/06/2022	---	MPLK KEDROS (CR)	2.42	---	2.42	23/05/2023	2.41	2.41	2.42	2.42	2.414	500@2.41	300@2.43	---	---	5,554	15	13,407.14	104,544.00	2.19	2.43	35102000	
6,340,000	0.600	0.134	0.17	0.1	09/12/2022	12/01/2023	---	NAKAS MUSIC	2.38	---	2.38	23/05/2023	---	---	---	---	---	55@2.30	90@2.54	---	---	---	---	---	---	15,089.20	2.16	2.7	40401030
10,080,000	3.00	1.42	1.5	1.45	11/05/2023	27/08/2001	---	TPA SA (CR)	23.8	0.42 P	23.7	23/05/2023	24	23.8	24.3	23.8	24.008	2@23.80	200@24.30	---	---	643	10	15,437.40	239,904.00	22.7	26.3	50206060	
4,971,466	1.46	---	---	---	04/07/2007	08/10/2003	---	PAIRIS SA (CR)	0.968	1.90 P	0.95	23/05/2023	0.968	0.968	0.968	0.968	0.968	390@0.920	80@0.968	---	---	10	1	9.68	4,812.38	0.83	1.18	50203030	
27,098,594	0.540	0.07	0.05	0.0401	22/05/2023	14/01/2021	---	PAPOUTSANIS (CR)	2.33	-0.43 E	2.34	23/05/2023	2.34	2.3	2.34	2.33	2.303	38@2.30	1469@2.33	21.04	2022	13,007	28	29,952.67	63,139.72	2.25	2.51	45201020	
7,070,400	0.930	0.1081	0.3242	---	17/06/2022	06/05/2016	---	PETROPOULOS PETROS (CR)	8	---	8	23/05/2023	7.98	7.88	8.1	8	8.021	740@8.00	600@8.10	---	---	11,854	48	95,077.84	56,563.20	5.9	8.1	50206015	
21,912,599	0.300	---	---	0.048	18/05/2023	23/02/2007	---	REVOIL (CR)	1.38	-0.72 E	1.39	23/05/2023	1.39	1.36	1.395	1.38	1.382	315@1.36	1170@1.37	---	---	3,224	15	4,454.09	30,239.39	1.21	1.5	60101020	
13,582,223	1.35	---	---	---	24/06/2008	02/02/2016	---	SIDMA STEEL (CR)	2.38	-0.83 E	2.4	23/05/2023	2.38	2.35	2.38	2.38	2.366	74@2.35	1800@2.38	---	---	5,727	10	13,548.96	32,325.69	1.85	2.85	55102010	
40,693,350	5.00	---	---	---	03/07/2006	26/05/2015	---	TECHNICAL OLYMPIC SA (CR)	2.04	0.99 P	2.02	23/05/2023	2.02	1.98	2.05	2.04	2.004	149@2.03	2113@2.05	---	---	13,578	48	27,213.56	83,014.43	1.76	2.41	40202010	
3,048,000	0.300	---	---	---	06/07/2007	01/06/2021	---	TZIRAKIAN PROFIL (CR)	1.88	0.54 P	1.87	23/05/2023	1.85	1.85	1.88	1.88	1.851	10@1.82	229@1.88	32.93	2022	154	3	285.02	5,730.24	1.755	2.22	55102010	
10,203,575	0.730	---	---	---	16/07/2007	18/10/1999	---	FIERATEX SA (CR)	0.398	2.31 P	0.389	23/05/2023	0.398	0.398	0.399	0.399	0.398	100@0.381	499@0.398	---	2022	101	2	40.20	4,061.02	0.351	0.5	55101020	
8,340,750	1.16	---	---	---	25/06/2009	17/09/2018	---	HAIDEMENOS SA (CR)	0.49	-0.41 E	0.492	23/05/2023	0.49	0.49	0.49	0.49	0.49	400@0.458	1235@0.490	---	2022	1,000	1	490.00	4,086.97	0.452	0.6	50205030	
11,869,224	0.540	0.087	0.136	---	04/07/2022	30/08/2019	---	FLEXOPACK SA (CR)	8.3	---	8.3	23/05/2023	8.3	8.3	8.3	8.3	8.3	20@8.10	40@8.30	---	---	200	3	1,660.00	98,514.56	7.45	9.45	50203030	
10,500,000	4.00	0.37	0.29	0.3	16/05/2023	02/08/2016	---	INTERCONTINENTAL (CR)	6.45	---	6.45	23/05/2023	---	---	---	---	---	300@6.25	990@6.55	12.30	2022	---	---	---	67,725.00	6.2	6.85	35102000	

## Main Market - Low Liquidity Class

## Daily Official List

Year: 144 Trading Day No: 96

## Section 2: Analytic Figures of Shares Transactions

Wednesday, 24 May, 2023

Number of Outstanding Securities	Nominal Value	Dividends [1]			Date of Last Coupon		Note	Shares	Closing price	% change	Previous closing price/date	Open price	Price min	Price max	Last price	Avg price	Last Bid [7]	Last Ask [7]	P/E after tax	Year	Volume	Trades	Transactions Value[8]	Company Mkt Value (thou. €)	Year low	Year high	Sector[4]		
		2020	2021	2022	Dividend [2]	Right																							
57,434,884	1.31	---	---	---	05/06/2008	12/06/2009	---	REDS S.A. (CR)	2.68	---	2.68	23/05/2023	2.51	2.46	2.68	2.68	2,513	50@2.50	142@2.67	---	---	748	12	1,879.50	153,925.49	2.26	3	35101010	
151,532,467	0.500	0.01	0.02	---	22/07/2022	10/06/2020	---	TRASTOR REAL EST. INV. CO.(CR)	1.03	---	1.03	23/05/2023	---	---	---	---	100@1.03	1000@1.05	---	---	---	---	---	156,078.44	0.965	1.14	35102000		
15,300,000	0.300	---	---	---	30/07/2009	13/12/1999	---	ATTICA PUBLICATIONS SA (CR)	0.296	---	0.296	23/05/2023	---	---	---	---	500@0.274	40@0.292	---	---	---	---	---	4,528.80	0.236	0.39	40301030		
15,000,000	0.300	---	---	---	06/07/2007	18/07/2000	---	DAIOS PLASTICS SA (CR)	3.16	---	3.16	23/05/2023	---	---	---	---	100@3.16	---	---	---	---	---	---	47,400.00	2.92	3.52	50203015		
3,307,500	0.210	---	---	---	11/08/2010	30/11/2022	---	ELVE SA (CR)	4.8	---	4.8	23/05/2023	---	---	---	---	34@4.76	95@4.80	18.92	2022	---	---	---	15,876.00	4.54	5.2	40204020		
2,760,000	11.83	9.4	11	---	14/06/2022	16/07/1990	---	KARELIA (CR)	340	---	340	23/05/2023	---	---	---	---	10@334.00	2@358.00	---	---	---	---	---	938,400.00	288	348	45103010		
6,700,000	0.800	0.179	0.047	---	24/08/2022	29/05/2014	---	MILLS KEPENOS (CR)	2.22	---	2.22	23/05/2023	2.24	2.1	2.24	2.1	2,231	55@2.14	70@2.24	16.40	2022	32	2	71.40	14,874.00	1.93	2.54	45102020	
21,364,000	1.12	---	---	---	29/07/2019	08/03/2023	---	LAMPASA HOTEL SA (CR)	23	---	23	23/05/2023	23	23	23	23	100@23.00	100@24.00	---	---	---	---	545	7	12,535.00	491,372.00	20.6	24	40501025
8,321,682	0.670	---	---	---	17/08/2007	23/11/1999	---	N. LEVENTERIS (CR)	0.27	---	0.27	23/05/2023	---	---	---	---	25@0.250	989@0.270	---	2022	---	---	---	2,916.62	0.22	0.364	55102010		
2,160,524	0.670	---	---	---	03/12/2018	23/11/1999	---	N. LEVENTERIS (PR)	0.31	---	0.31	23/05/2023	---	---	---	---	---	110@0.320	---	2022	---	---	---	2,916.62	0.218	0.342	55102010		
27,379,200	0.980	---	---	---	03/07/2020	29/08/2022	---	CRETE PLASTICS SA (CR)	17	0.59	16.9	23/05/2023	17	17	17	17	17	---	3023@17.60	---	---	793	5	13,481.00	465,446.40	14.7	17.1	50203015	
255,494,534	2.71	0.352	0.279	0.11	14/12/2022	30/09/2021	---	PRODEA (CR)	7.65	---	7.65	23/05/2023	7.8	7.8	7.8	7.8	7.8	2@7.80	390@8.10	---	---	23	1	179.40	1,954,533.19	7.3	8.6	35102000	
4,181,450	0.500	---	---	---	21/08/2000	05/03/2002	---	FLOUR MILLS SARANTOPOULOS SA	0.99	---	0.99	23/05/2023	---	---	---	---	10@1.00	180@1.08	---	---	---	---	---	---	4,139.64	0.92	1.5	45102020	

## Exchange Traded Funds (ETFs)

906,928	---	---	---	---	15/06/2016	---	---	ALPHA ETF FTSE Athex Large Cap	29.33	-2.23	€	30	23/05/2023	29.38	29.26	29.86	29.33	29.626	150@28.01	100@32.00	---	---	97	4	2,873.69	---	22.5	31	12003
---------	-----	-----	-----	-----	------------	-----	-----	--------------------------------	-------	-------	---	----	------------	-------	-------	-------	-------	--------	-----------	-----------	-----	-----	----	---	----------	-----	------	----	-------

## Surveillance

356,314,416	0.060	---	---	---	07/07/2010	21/09/2017	5160	FRIGOGLASS SA (CR)	0.052	---	0.052	23/05/2023	0.0505	0.0505	0.053	0.052	0.05234000@0.051	25739@0.052	---	---	247,894	23	12,823.43	18,528.35	0.05	0.158	50204000		
65,326,268	0.530	---	---	---	04/07/2007	19/07/2006	4750	SATO SA (CR)	0.033	---	0.033	23/05/2023	0.033	0.033	0.035	0.035	0.033	3000@0.029	775@0.035	---	---	260	3	8.59	2,155.77	0.018	0.069	40202015	
13,191,620	0.620	---	---	---	04/08/2010	09/09/2002	5232	YALCO - CONSTANTINOU (CR)	0.16	---	0.16	23/05/2023	---	---	---	---	---	---	3545@0.190	---	---	---	---	---	2,110.66	0.12	0.28	40202020	
13,000,000	1.00	---	---	---	01/08/2007	07/04/2000	5093	AKRITAS SA (CR)	0.468	-6.40	€	0.5	23/05/2023	0.462	0.462	0.535	0.535	0.469	280@0.462	180@0.535	---	---	1,130	9	529.55	6,084.00	0.45	0.67	50101035
221,519,681	0.300	---	---	---	02/07/2008	28/02/2011	4957	ANEK LINES SA (CR)	0.19	-2.06	€	0.194	23/05/2023	0.194	0.186	0.194	0.19	0.1942785@0.188	797@0.190	---	---	59,080	10	11,223.24	43,014.01	0.177	0.248	40501015	
312,163	0.300	---	---	---	02/07/2008	28/02/2011	4959	ANEK LINES SA (PR, issue '90)	0.072	---	0.072	23/05/2023	0.072	0.072	0.072	0.072	0.07245000@0.086	---	---	---	---	121	1	8.71	43,014.01	0.072	0.086	40501015	
2,969,713	0.300	---	---	---	02/07/2008	28/02/2011	4958	ANEK LINES SA (PR, issue '96)	0.304	---	0.304	23/05/2023	---	---	---	---	---	---	400@0.244	---	---	---	---	---	43,014.01	0.173	0.38	40501015	
17,579,754	4.16	---	---	---	18/08/2006	02/08/2010	---	BIOTER SA (CR)	0.2	-5.66	€	0.212	23/05/2023	0.198	0.198	0.202	0.202	0.198	7755@0.202	500@0.220	---	---	7,959	15	1,579.64	3,515.95	0.198	0.398	50101010
54,654,600	0.050	---	---	---	01/07/1998	30/12/2022	5275	VIS SA (CR)	0.178	---	0.178	23/05/2023	---	---	---	---	---	3000@0.161	2000@0.178	---	2022	---	---	---	9,728.52	0.136	0.378	50203030	
51,754,364	0.300	---	---	---	23/12/2003	24/01/2007	5197	SELECTED TEXT. IND. ASSOC (CR)	0.12	---	0.12	23/05/2023	0.12	0.12	0.122	0.122	0.12	1500@0.122	629@0.127	---	---	3,140	5	377.80	6,210.52	0.11	0.202	55101020	
371,337,000	0.300	---	---	---	30/05/2013	01/07/2022	---	INTRALOT (CR)	0.58	-2.52	€	0.595	23/05/2023	0.58	0.58	0.585	0.58	0.5826464@0.580	2500@0.585	---	---	155,390	67	90,187.88	215,375.46	0.565	0.765	40501020	
15,842,391	1.51	---	---	---	15/07/2009	12/05/2000	5141	BITROS HOLDING SA (CR)	0.488	---	0.488	23/05/2023	0.488	0.488	0.488	0.488	0.488	400@0.480	499@0.486	---	---	5,501	6	2,684.49	7,731.09	0.408	0.82	55102010	
24,319,250	0.300	---	---	---	09/07/2002	04/07/2007	5165	PRODEFTHIKH SA (CR)	0.5	8.22	€	0.462	23/05/2023	0.5	0.5	0.5	0.5	0.5	100@0.490	8640@0.500	---	---	7,900	19	3,950.00	12,159.63	0.4	0.6	50101010
28,438,268	0.070	---	---	---	21/08/2006	24/11/1999	5253	SPIROY AGRICULTURE SA (CR)	0.19	---	0.19	23/05/2023	0.19	0.19	0.19	0.19	0.19	---	1225@0.200	---	---	1,000	2	190.00	5,403.27	0.15	0.23	45102010	
1,011,000	1.00	---	---	---	01/07/2004	11/12/2012	5193	TRIA ALFA SA (CR)	9.25	-2.63	€	9.5	23/05/2023	9	9	9.3	9.1	9.172	110@9.05	26@9.30	70.85	2022	374	16	3,430.20	9,351.75	7.6	16.9	55101020

## Suspension Status

66,948,210	0.300	---	---	---	22/09/2015	22/09/2015	5179	FOLLI FOLLIE (CR)	4.8	---	4.8	24/05/2018	---	---	---	---	---	---	---	---	---	---	---	---	---	321,351.41	4.8	4.8	40401030
12,417,000	0.310	---	---	---	27/08/2019	28/08/2017	5233	MLS MULTIMEDIA SA (CR)	0.57	---	0.57	12/05/2020	---	---	---	---	---	---	---	---	---	---	---	---	---	7,077.69	0.57	0.57	10101015
6,330,002	0.300	---	---	---	25/06/2002	15/03/2019	5278	VARARESSOS (CR)	0.24	---	0.24	02/05/2023	---	---	---	---	---	---	4@0.280	---	---	---	---	---	---	1,519.20	0.16	0.25	55101020
3,961,300	1.28	---	---	---	29/06/2004	03/08/2000	5248	DUROS SA (CR)	0.25	---	0.25	24/04/2023	---	---	---	---	---	---	---	---	---	---	---	---	---	990.33	0.2	0.3	40204020
7,085,888	1.59	---	---	---	02/07/1996	06/09/2010	5216	ELVIMEK (CR)	2.6	---	2.6	30/09/2019	---	---	---	---	---	---	---	---	---	---	---	---	---	18,423.31	2.6	2.6	35101010

Number of Outstanding Securities	Nominal Value	Dividends [1]			Date of Last Coupon		Note	Shares	Closing price	% change	Previous closing price/date	Open price	Price min	Price max	Last price	Avg price	Last Bid [7]	Last Ask [7]	P/E after tax	Year	Volume	Trades	Transactions Value[8]	Company Mkt Value (thou. €)	Year low	Year high	Sector[4]
		2020	2021	2022	Dividend [2]	Right																					
7,125,216	0.650	---	---	---	01/07/2005	14/12/1999	4955	KRE.KA SA (CR)	0.28	---	0.28	06/04/2023	---	---	---	---	---	---	---	---	---	---	---	1,995.06	0.17	0.43	45102010
7,734,375	1.00	---	---	---	09/07/2007	07/01/2011	5277	LIVANIS SA (CR)	0.125	---	0.125	28/04/2023	---	---	---	---	---	---	---	---	---	---	---	966.80	0.12	0.18	40301030

## Shares' Notes

Code	Note text
( )	- Adjusted dividends.
*	- Last adjusted closing price.
[1]	- Net dividends.
[2]	- The "Date of Last Coupon" for New listings refers to the date company's stocks started to trade in Athex
[3]	- The Company Market Value is referred to the number of outstanding shares
[4]	- Sectors codification can be found in Appendix A
[5]	- The Market Value refers to the total number of shares listed (including their several classes) in the exchange by the company.
[6]	- P/E greater than 100
[7]	- Last view of the Order Book before the end of the trading session
[8]	- All Blocks Methods' Transactions Value are included.
4750	- Transfer to the Under Surveillance Category from 8/4/2011.
4955	- Transfer to the Surveillance Category as from 5/4/2013.
4957	- Transfer to the Surveillance Category as from 5/4/2013.
4958	- Transfer to the Surveillance Category as from 5/4/2013.
4959	- Transfer to the Surveillance Category as from 5/4/2013.
5093	- Transfer to the Surveillance Category as of 8/4/2015.
5141	- Transfer to the Surveillance Category as of 10/05/2017.
5160	- Transfer to the Surveillance Category as of 15/04/2016.
5165	- Transfer to the Surveillance Category as of 15/02/2018.
5179	- Suspension of trading as of 25/05/2018.
5193	- Transfer to the Surveillance Category as of 25/10/2018.
5197	- Transfer to the Surveillance Category as of 07/11/2018.
5216	- Suspension of trading as of 01/10/2019.
5232	- Transfer to the Under Surveillance Category from 08/04/2011.
5233	- Suspension of trading as of 13/05/2020.
5248	- Transfer to the Surveillance Category as of 06/09/20116.
5253	- Transfer to the Surveillance Category as of 14/5/2021.
5275	- Transfer to the Surveillance Category as of 09/07/2020.
5277	- Suspension of trading as of 02/05/2023.
5278	- Suspension of trading as of 03/05/2023.

## Securities Blocks Details

Securities	Block Volume	Price	Block Trade Value	Time of approval	Note
NATIONAL BANK (CR)	105,592	5.88	620,880.96	10:31:24	20
NATIONAL BANK (CR)	200,000	5.79	1,157,200.00	10:52:53	20
OPAP (CR)	23,000	16.24	373,520.00	11:13:58	20
NATIONAL BANK (CR)	200,000	5.82	1,164,000.00	11:53:18	20
NATIONAL BANK (CR)	250,000	5.80	1,451,000.00	11:53:43	20
NATIONAL BANK (CR)	300,000	5.82	1,744,800.00	12:13:34	20
EUROBANK HOLDINGS (CR)	350,000	1.54	539,000.00	12:18:54	20
ALPHA SERVICES HOLD (CR)	790,000	1.37	1,078,350.00	12:41:48	20
NATIONAL BANK (CR)	182,071	5.79	1,054,919.37	13:22:19	20
TERNA ENERGY (CR)	14,601	20.24	295,524.24	13:22:53	20
NATIONAL BANK (CR)	100,000	5.79	578,600.00	13:23:00	20
NATIONAL BANK (CR)	200,000	5.79	1,158,800.00	13:32:31	20
NATIONAL BANK (CR)	700,000	5.80	4,062,800.00	13:44:21	20
NATIONAL BANK (CR)	712,754	5.81	4,139,675.23	14:01:38	20
ALPHA SERVICES HOLD (CR)	350,000	1.36	476,000.00	14:57:02	20
PIRAEUS FINANCIAL HOLD (CR)	150,000	2.75	412,500.00	15:08:43	20
PIRAEUS FINANCIAL HOLD (CR)	200,000	2.75	550,000.00	15:09:22	20
INTRAKAT (CR)	500,000	1.60	800,000.00	15:29:59	20
TERNA ENERGY (CR)	21,206	20.16	427,512.96	15:33:09	20
PIRAEUS FINANCIAL HOLD (CR)	150,000	2.75	412,200.00	15:54:37	20
VIOHALCO SA/NV (CB)	4,642	5.12	23,767.04	16:15:44	18
NATIONAL BANK (CR)	284,612	5.78	1,645,626.58	16:44:19	20
EUROBANK HOLDINGS (CR)	300,000	1.51	452,100.00	16:46:09	20
PPC (CR)	300,000	9.43	2,829,000.00	17:05:23	20
OPAP (CR)	45,000	16.24	730,800.00	17:14:53	20
EUROBANK HOLDINGS (CR)	201,000	1.49	300,093.00	17:18:14	20
PIRAEUS FINANCIAL HOLD (CR)	444,825	2.75	1,223,268.75	17:18:26	20

## Blocks Notes

9 - Method 6-1 / Special Fees

10 - Method 6-1 / Special Fees, SDS

14 - Method 6-3 / Settlement, Incomplete Buy and Sell

18 - Method 6-2 / SPOT 1

19 - Method 6-2 / SPOT 2

20 - Method 6-1 and Method 6-1 Same Day Settlement

21 - Other Pre-agreed

**Shares Rights Details**

Occured date	Exercise from	Exercise until	Trading until	Rights	Price min	Price max	Closing price	Last Bid	Last Ask	Volume	Trades	Transactions Value
--------------	---------------	----------------	---------------	--------	-----------	-----------	---------------	----------	----------	--------	--------	--------------------

No Rights Transactions.



---

Forced Sales Details

---

Securities	Category of Security	Transactions Volume	Number of Trades	Transactions Value	Note
------------	----------------------	------------------------	---------------------	-----------------------	------

---

No Forced Transactions.

---

---

Forced Sales Notes

---

- 1 - Compulsory Public Forced Sales
- 2 - Forced Sales of Fixed Registered Shares
- 3 - Forced Sales of Remaining Fractional Shares

## Exchange Traded Funds (ETFs) Characteristics

	Transactions Date (T)	Creation / Redemption	Units (T-1)	New Units (T-1)	Redemption Units (T-1)	Units (T) [1]	Fund Assets [2]	Net Unit Price	Dividend per Unit	Dividend Date
ALPHA ETF FTSE Athex Large Cap	24/05/2023	5,000	906,928	---	---	906,928	27,036,130.00	29.8107	0.52	01/07/2022

## ETFs Notes

[1] - Units (T) = Units (T-1) + New Units (T-1) - Redemption Units (T-1)

[2] - The Creation / Redemption Units of T-1 are included.

## Non Convertible Corporate Bonds - Regulated Market

Num Listed Bonds	Nominal price	Issue price	Today's Rate	Exp. Date	Duration (years)	Note	Coupon		Trading Unit	Corporate Bonds	Accrued Int.	Yield.T.Mat	Price min	Price max	Closing price	Previous closing price/date	Volume	Transactions Value	Last order		ear min	Year max		
							Common	Preferred											Price	Buy / Sell			Date	
100,000	1,000.00	1,000.00	2.95	11/02/2027	5	---	3	---	1	SAFE BULKERS PARTICIPATIONS PLC (Non Convertible)	8.3583	4.3250	94.0000	95.7527	95.0011	93.7500	22/05/2023	10,000	9,583.69	92.1030	B	24/05/2023	89.9269	96.3000
320,000	1,000.00	1,000.00	3.40	21/07/2027	7	---	6	---	1	LAMDA DEVELOPMENT S.A. (Non Convertible)	11.6167	4.7000	93.7000	94.0000	93.8000	94.1500	23/05/2023	37,000	35,138.82	93.0001	B	24/05/2023	91.4001	95.5000
200,000	1,000.00	1,000.00	2.10	27/10/2027	7	---	6	---	1	O.P.A.P. S.A. (Non Convertible)	1.6917	3.7150	92.6500	93.0000	93.0000	92.9020	23/05/2023	24,000	22,350.10	92.3000	B	24/05/2023	91.9800	95.4000
200,000	1,000.00	1,000.00	1.90	23/03/2028	7	---	5	---	1	MOTOR OIL CORINTH REFINERIES SA (Non Convertible)	3.3778	4.1540	90.0000	90.9999	90.1111	90.2880	23/05/2023	27,000	24,421.21	89.0100	B	24/05/2023	87.5500	91.0000
100,000	1,000.00	1,000.00	2.70	25/05/2026	5	---	4	---	1	COSTAMARE PARTICIPATIONS PLC (Non Convertible)	---	4.1820	95.3602	95.5000	95.3765	95.7000	23/05/2023	13,000	12,400.39	95.3602	B	24/05/2023	92.1400	97.0000
300,000	1,000.00	1,000.00	2.30	20/07/2028	7	---	4	---	1	PRODEA REIC S.A.(Non Convertible)	8.0500	5.7440	84.8000	85.5500	85.1500	85.4000	23/05/2023	3,000	2,582.65	84.8000	B	24/05/2023	82.0100	85.8000
150,000	1,000.00	1,000.00	2.65	22/10/2026	5	---	4	---	1	CPLP SHIPPING HOLDINGS PLC (Non Convertible)	2.3556	4.5960	93.5001	93.7000	93.6001	93.5000	23/05/2023	4,000	3,753.42	93.7000	B	24/05/2023	92.5500	96.0000
250,000	1,000.00	1,000.00	2.45	16/11/2028	7	---	4	---	1	ELVALHALCOR S.A. (Non Convertible)	0.6806	4.8950	88.0000	88.5000	88.5000	88.3000	23/05/2023	82,000	72,312.81	88.3500	B	24/05/2023	85.6375	91.0000
500,000	1,000.00	1,000.00	2.75	03/07/2027	7	---	6	---	1	GEK TERNA S.A. (Non Convertible)	10.9236	4.8820	90.8000	91.2500	91.2500	91.2720	23/05/2023	97,000	89,257.09	91.0001	B	24/05/2023	86.8000	91.4999
300,000	1,000.00	1,000.00	2.30	14/12/2028	7	---	3	---	1	GEK TERNA S.A. (Non Convertible)	10.4139	5.1590	86.7497	86.7497	86.7497	86.5500	23/05/2023	1,000	877.91	86.0001	B	24/05/2023	82.1339	87.4500
20,148	1,000.00	1,000.00	4.95	26/06/2023	5	---	10	---	1	B&F COMM. & GARM. INDUS. S.A. (Non Convertible)	20.6250	3.9710	100.0000	100.0000	100.0000	100.0000	17/05/2023	7,000	7,144.38	99.4001	B	24/05/2023	99.0571	100.6899
230,000	1,000.00	1,000.00	4.70	12/07/2029	7	---	2	---	1	LAMDA DEVELOPMENT S.A. (Non convertible)	17.4944	4.6130	99.0200	99.5990	99.5018	99.4920	23/05/2023	51,000	51,638.14	99.0200	B	24/05/2023	94.9889	101.0000
100,000	1,000.00	1,000.00	4.40	26/07/2029	7	---	2	---	1	CPLP SHIPPING HOLDINGS PLC (Non Convertible)	14.6667	4.4000	99.0301	99.9000	99.2041	99.9000	23/05/2023	5,000	5,033.54	99.0601	B	24/05/2023	97.2369	100.8000
200,000	1,000.00	1,000.00	3.60	12/03/2026	7	---	9	---	1	AEGEAN AIRLINES S.A. (Non Convertible)	7.4000	3.7970	98.0000	98.0000	98.0000	97.9990	23/05/2023	5,000	4,937.00	97.5000	B	24/05/2023	95.6301	98.9000
150,000	1,000.00	1,000.00	2.60	22/10/2026	7	---	8	---	1	TERNA ENERGY FINANCE S.A. (Non Convertible)	2.3111	3.8710	94.5000	95.0000	95.0000	94.6240	23/05/2023	8,000	7,603.49	95.0000	B	24/05/2023	92.5000	95.7400
100,000	1,000.00	1,000.00	2.80	25/01/2027	5	---	3	---	1	PREMIA S.A. (Non Convertible)	9.4111	5.8470	90.0002	90.0002	90.0002	90.9990	22/05/2023	7,000	6,365.89	90.0018	B	24/05/2023	87.6862	92.5100
175,000	1,000.00	1,000.00	3.40	26/07/2024	5	---	8	---	1	ATTICA HOLDINGS S.A. (Non Convertible)	11.3333	4.2920	97.7505	98.4990	98.3460	98.4800	23/05/2023	26,000	25,864.62	97.8000	B	24/05/2023	96.6179	98.9000
120,000	1,000.00	1,000.00	3.95	04/04/2025	7	---	11	---	1	GEK TERNA S.A. (Non Convertible)	5.7056	3.7390	---	---	---	99.0120	23/05/2023	---	---	99.1000	B	24/05/2023	97.5523	100.0000
120,000	1,000.00	1,000.00	2.65	06/12/2028	7	---	3	---	1	NOVAL PROPERTY REIC (Non Convertible)	12.5875	5.0810	87.5002	88.5000	88.5000	87.9500	23/05/2023	23,000	20,574.51	87.5504	B	24/05/2023	84.3700	90.8700

## Corporate Bonds Notes

Transactions Volume = (Pieces) \* (Nominal Price). Transactions Value = (Pieces) \* (Nominal Price) \* (price %) + (Accrued interest).

The price of a Bond is stated as a percentage (%) of Bond's Nominal Price.

Nominal Price in Euros (€), except if it is noted differently.

## Government Bonds

Number Listed Bonds	Nominal price	Today's Rate	Accrued Interest Calc	Exp. Date [1]	Duration (years)	Note	Coupons Date	Curr. coupon value	Trading Unit	Government Bonds	Price min	Price max	Closing price	Previous closing price/date	Volume	Transactions Value	Price	Last order Buy / Sell	Date
4,500,000	1,000.00	1.88	Actual/Actual	04/02/2035	15	---	04/02	1.88	1	GGB-FXD-040235-15Y-1.875-1.000	---	---	---	---	---	---	---	---	---
2,500,000	1,000.00	3.45	Actual/Actual	02/04/2024	5	---	02/04	3.45	1	GGB-FXD-020424-05Y-3.450-1.000	---	---	---	---	---	---	---	---	---
6,000,000	1,000.00	0.75	Actual/Actual	18/06/2031	10	---	18/06	0.75	1	GGB-FXD-180631-10Y-0.750-1.000	---	---	---	---	---	---	---	---	---
2,500,000	1,000.00	3.88	Actual/Actual	15/06/2028	5	---	15/06	3.88	1	GGB-FXD-150628-05Y-3.875-1.000	---	---	---	---	---	---	---	---	---
5,962,747,327	1.00	3.75	Actual/Actual	30/01/2028	10	---	/02 - 01/02 - 31/	3.75	1	GGB-FXD-300128-10Y-3.750-1.000	---	---	---	85.4610 13/07/2018	---	---	1.0000	B	28/11/2018
7,067,309,386	1.00	3.90	Actual/Actual	30/01/2033	15	---	/02 - 01/02 - 31/	3.90	1	GGB-FXD-300133-15Y-3.900-1.000	---	---	---	78.6730 13/07/2018	---	---	1.0000	B	28/11/2018
5,622,848,349	1.00	4.00	Actual/Actual	30/01/2037	19	---	/02 - 01/02 - 31/	4.00	1	GGB-FXD-300137-19Y-4.000-1.000	---	---	---	77.0370 13/07/2018	---	---	1.0000	B	28/11/2018
5,276,770,669	1.00	4.20	Actual/Actual	30/01/2042	24	---	/02 - 01/02 - 31/	4.20	1	GGB-FXD-300142-24Y-4.200-1.000	---	---	---	77.7640 13/07/2018	---	---	1.0000	B	28/11/2018
48,794,718	1.00	4.30	Actual/Actual	24/02/2024	12	---	24/02	4.30	1	GGB-FXD-240224-12Y-2.000-1.000	---	---	---	10.0000 22/06/2015	---	---	---	---	---
40,248,141	1.00	4.30	Actual/Actual	24/02/2025	13	---	24/02	4.30	1	GGB-FXD-240225-13Y-2.000-1.000	---	---	---	10.0000 22/06/2015	---	---	---	---	---
59,586,043	1.00	4.30	Actual/Actual	24/02/2026	14	---	24/02	4.30	1	GGB-FXD-240226-14Y-2.000-1.000	---	---	---	10.0000 22/06/2015	---	---	---	---	---
41,118,344	1.00	4.30	Actual/Actual	24/02/2027	15	---	24/02	4.30	1	GGB-FXD-240227-15Y-2.000-1.000	---	---	---	10.0000 22/06/2015	---	---	---	---	---
45,137,734	1.00	4.30	Actual/Actual	24/02/2028	16	---	24/02	4.30	1	GGB-FXD-240228-16Y-2.000-1.000	---	---	---	10.0000 22/06/2015	---	---	---	---	---
61,768,888	1.00	4.30	Actual/Actual	24/02/2029	17	---	24/02	4.30	1	GGB-FXD-240229-17Y-2.000-1.000	---	---	---	10.0000 22/06/2015	---	---	---	---	---
54,567,744	1.00	4.30	Actual/Actual	24/02/2030	18	---	24/02	4.30	1	GGB-FXD-240230-18Y-2.000-1.000	---	---	---	10.0000 22/06/2015	---	---	---	---	---
37,541,515	1.00	4.30	Actual/Actual	24/02/2031	19	---	24/02	4.30	1	GGB-FXD-240231-19Y-2.000-1.000	---	---	---	10.0000 22/06/2015	---	---	---	---	---
37,558,317	1.00	4.30	Actual/Actual	24/02/2032	20	---	24/02	4.30	1	GGB-FXD-240232-20Y-2.000-1.000	---	---	---	10.0000 22/06/2015	---	---	---	---	---
37,473,732	1.00	4.30	Actual/Actual	24/02/2033	21	---	24/02	4.30	1	GGB-FXD-240233-21Y-2.000-1.000	---	---	---	10.0000 22/06/2015	---	---	---	---	---
33,888,293	1.00	4.30	Actual/Actual	24/02/2034	22	---	24/02	4.30	1	GGB-FXD-240234-22Y-2.000-1.000	---	---	---	10.0000 22/06/2015	---	---	---	---	---
35,177,800	1.00	4.30	Actual/Actual	24/02/2035	23	---	24/02	4.30	1	GGB-FXD-240235-23Y-2.000-1.000	---	---	---	10.0000 22/06/2015	---	---	---	---	---
35,547,268	1.00	4.30	Actual/Actual	24/02/2036	24	---	24/02	4.30	1	GGB-FXD-240236-24Y-2.000-1.000	---	---	---	10.0000 22/06/2015	---	---	---	---	---
40,246,306	1.00	4.30	Actual/Actual	24/02/2037	25	---	24/02	4.30	1	GGB-FXD-240237-25Y-2.000-1.000	---	---	---	10.0000 22/06/2015	---	---	---	---	---
37,643,952	1.00	4.30	Actual/Actual	24/02/2038	26	---	24/02	4.30	1	GGB-FXD-240238-26Y-2.000-1.000	---	---	---	10.0000 22/06/2015	---	---	---	---	---
36,977,100	1.00	4.30	Actual/Actual	24/02/2039	27	---	24/02	4.30	1	GGB-FXD-240239-27Y-2.000-1.000	---	---	---	10.0000 22/06/2015	---	---	---	---	---
41,615,000	1.00	4.30	Actual/Actual	24/02/2040	28	---	24/02	4.30	1	GGB-FXD-240240-28Y-2.000-1.000	---	---	---	10.0000 22/06/2015	---	---	---	---	---
42,227,208	1.00	4.30	Actual/Actual	24/02/2041	29	---	24/02	4.30	1	GGB-FXD-240241-29Y-2.000-1.000	---	---	---	10.0000 22/06/2015	---	---	---	---	---
68,288,487	1.00	4.30	Actual/Actual	24/02/2042	30	---	24/02	4.30	1	GGB-FXD-240242-30Y-2.000-1.000	---	---	---	10.0000 22/06/2015	---	---	---	---	---
4,000,000	1,000.00	3.88	Actual/Actual	12/03/2029	10	---	12/03	3.88	1	GGB-FXD-120329-10Y-3.875-1.000	---	---	---	---	---	---	100.0000	B	15/10/2019
4,500,000	1,000.00	0.00	Actual/Actual	12/02/2026	5	---	12/02	0.00	1	GGB-FXD-120226-05Y-0.000-1.000	---	---	---	---	---	---	---	---	---
3,000,000	1,000.00	3.38	Actual/Actual	15/02/2025	7	---	15/02	3.38	1	GGB-FXD-150225-07Y-3.375-1.000	---	---	---	---	---	---	---	---	---
964,000	1,000.00	3.25	Actual/Actual	20/03/2025	6	---	20/03	3.25	1	GGB-FXD-200325-06Y-3.250-1.000	---	---	---	---	---	---	---	---	---
2,100,000	1,000.00	3.55	Actual/Actual	20/03/2026	7	---	20/03	3.55	1	GGB-FXD-200326-07Y-3.550-1.000	---	---	---	---	---	---	---	---	---
40,000	1,000.00	2.18	FLR Actual/360	16/09/2023	1	---	16/03 - 16/09	---	1	GGB-FLT-160923-01Y-2.178-1.000	---	---	---	---	---	---	---	---	---
5,500,000	1,000.00	1.50	Actual/Actual	18/06/2030	10	---	18/06	1.50	1	GGB-FXD-180630-10Y-1.500-1.000	---	---	---	---	---	---	---	---	---
5,364,250	1,000.00	3.25	Actual/Actual	20/03/2050	30	---	20/03	3.25	1	GGB-FXD-200350-30Y-3.250-1.000	---	---	---	---	---	---	---	---	---

## Government Bonds Notes

Transactions Volume = (Pieces) \* (Nominal Price). Transactions Value = (Pieces) \* (Nominal Price) \* (price %) + (Accrued interest).

The Value of current coupon for the issues with NV 0.01 euro refers to NV 100 euros

FLR: Floating Interest Rate.

[1] - The Expiration Date of the interest bearing period and the Date for coupon payment.

## Government Bonds

Number Listed Bonds	Nominal price	Today's Rate	Accrued Interest Calc	Exp. Date [1]	Duration (years)	Note	Coupons Date	Curr. coupon value	Trading Unit	Government Bonds	Price min	Price max	Closing price	Previous closing price/date	Volume	Transactions Value	Price	Last order Buy / Sell	Date
3,924,361	1,000.00	2.00	Actual/Actual	22/04/2027	7	---	22/04	2.00	1	GGB-FXD-220427-07Y-2.000-1.000	---	---	---	---	---	---	99.9000	B	22/04/2020
2,500,000	1,000.00	1.88	Actual/Actual	23/07/2026	7	---	23/07	1.88	1	GGB-FXD-230726-07Y-1.875-1.000	---	---	---	---	---	---	---	---	---
4,050,000	1,000.00	4.25	Actual/Actual	15/06/2033	10	---	15/06	4.25	1	GGB-FXD-150633-10Y-4.250-1.000	---	---	---	---	---	---	---	---	---
3,500,000	1,000.00	1.88	Actual/Actual	24/01/2052	30	---	24/01	1.88	1	GGB-FXD-240152-30Y-1.875-1.000	---	---	---	---	---	---	---	---	---
3,700,000	1,000.00	1.75	Actual/Actual	18/06/2032	10	---	18/06	1.75	1	GGB-FXD-180632-10Y-1.750-1.000	---	---	---	---	---	---	---	---	---
2,200,000	1,000.00	1.13	FLR Actual/360	15/12/2027	5	---	- 15/12 - 15/03 -	---	1	GGB-FLT-151227-05Y-1.130-1.000	---	---	---	---	---	---	102.1600	B	30/12/2022

## Government Bonds Notes

Transactions Volume = (Pieces) \* (Nominal Price). Transactions Value = (Pieces) \* (Nominal Price) \* (price %) + (Accrued interest).

The Value of current coupon for the issues with NV 0.01 euro refers to NV 100 euros

FLR: Floating Interest Rate.

[1] - The Expiration Date of the interest bearing period and the Date for coupon payment.

## Treasury Bills &amp; Zero Coupon Government Bonds

Issue Date	13-Week Maturity									26-Week Maturity									52-Week Maturity								
	Exp. Date	Initial Rate	Num Listed Bonds	Nominal price	Issue price	Last Trade Price	Last Trade Date	Volume Traded	Note	Exp. Date	Initial Rate	Num Listed Bonds	Nominal price	Issue price	Last Trade Price	Last Trade Date	Volume Traded	Note	Exp. Date	Initial Rate	Num Listed Bonds	Nominal price	Issue price	Last Trade Price	Last Trade Date	Volume Traded	Note
10/06/2022	---	---	---	---	---	---	---	---	---	---	---	---	---	---	---	---	---	---	09/06/2023	0.83	1,600,000	1,000.00	991.68	---	---	---	---
09/09/2022	---	---	---	---	---	---	---	---	---	---	---	---	---	---	---	---	---	---	08/09/2023	1.97	1,000,000	1,000.00	980.47	---	---	---	---
09/12/2022	---	---	---	---	---	---	---	---	---	---	---	---	---	---	---	---	---	---	08/12/2023	2.73	600,000	1,000.00	973.10	---	---	---	---
10/03/2023	---	---	---	---	---	---	---	---	---	---	---	---	---	---	---	---	---	---	08/03/2024	3.75	1,000,000	1,000.00	963.46	---	---	---	---

Bonds in Circulation	Currency / Min nominal traded Value	Coupons Payment Date	Current Coupon Value	Note	Coupon	Trading Unit	Issue Date	Duration (years)	Today's Interest	A.I.C in days	Bonds	Last price of previous days		Last Outcry in Cash (euro)			Trades in Pieces	Life min	Life Max
												Price	Buy / Sell	Price	Buy / Sell	Date			
<b>Corporate Bonds in Foreign Currency and Euro</b>																			
103,746	GBP / 10	01/12	0.25	---	64	1	01/12/1930	98	2.5	360	National Mortgage Bank	2.27	05/02/1996	2.27	S	05/02/1996	---	2.27	2.27
0	GBP / 10	01/12	0.25	---	66	1	01/12/1928	100	2.5	360	National Mortgage Bank	---	---	---	---	---	---	---	---

## Government Bonds Notes

A.I.C: Accrued Interest Calculation base.

FLR: Floating Interest Rate.

The minimum tradeable Nominal Value for all Demeterialised Government Titles is 100 Euros.

(μτφρ-0)

## Athex &amp; ATHEXClear Members List

Member Name				Stock Market			Derivatives Market		ATHEXClear Member	
	Address	Phone	Fax	Market Member	Remote Member	Market Maker	Proprietary	Market Maker	General Clearing	Direct Clearing
A. SARRIS SECURITIES S.A.				a						
6, ΔΡΑΓΑΤΣΑΝΙΟΥ 6 ΑΘΗΝΑ	2103367700									
ΑΕΟΝIC SECURITIES C.I.F. P.L.C.				a						
, ΛΑΪΟΥ 6, ΓΡ. 301B, ANNA COURT	35725337600									
ALPHA BANK S.A.									a	
, ΣΤΑΔΙΟΥ 40 ΑΘΗΝΑ	2103260000									
ALPHA FINANCE INVESTMENT SERVICES SINGLE MEMBER SA				a		a	a	a		a
5, ΠΑΝΕΠΙΣΤΗΜΙΟΥ 45 ΑΘΗΝΑ	2103677400									
ARGUS STOCKBROKERS LTD				a	a		a			
25, 25 ΛΕΩΦΟΡΟΣ ΔΗΜΟΣΘΕΝΗ ΣΕΒΕΡΗ	0035722717000									
ATLANTIC SECURITIES LTD				a	a					
37, ΠΡΟΔΡΟΜΟΥ 37	0035722445400									
AXON SECURITIES S.A.				a			a			
48, ΣΤΑΔΙΟΥ 48 ΑΘΗΝΑ	2103363800									
BETA SECURITIES S.A.				a		a	a			a
29, Α.ΑΛΕΞΑΝΔΡΑΣ 29 ΑΘΗΝΑ	2106478930									
BNP PARIBAS S.A.									a	
, ΛΑΜΨΑΚΟΥ 2 ΑΘΗΝΑ	2107468525									
BOFA SECURITIES EUROPE SA				a	a					
, 112 AVENUE KL?BER 75116	+33 153655555									
CAPITAL SECURITIES S.A.				a			a			
58, ΜΗΤΡΟΠΟΛΕΩΣ 58 ΑΘΗΝΑ	2103369700									
CITIGROUP GLOBAL MARKETS EUROPE AG				a	a					
16, REUTERWEG 16	+49 691366-0									
CITIGROUP GLOBAL MARKETS LIMITED				a						
1, 33 CANADA SQUARE -CANARY WHARF	+44 02079864000									
CREDIT SUISSE BANK (EUROPE), S.A.				a	a					
, CALLE AYALA 42, 3A PLANTA-B MADRID	+34917916000									
CREDIT SUISSE SECURITIES (EUROPE) LIMITED				a						
1, ONE CABOT SQUARE LONDON	+44 2078888888									
CYCLOS SECURITIES S.A.				a			a			
39, ΧΑΡΙΛΑΟΥ ΤΡΙΚΟΥΠΗ 6-8-10 ΑΘΗΝΑ	2103364300									
DEUTSCHE BANK S.A.					a					
1, GREAT WINCHESTER STREET LONDON	+44 20 754 54209	00441133361437								
EUROBANK EQUITIES INVESTMENT FIRM SINGLE MEMBER SA				a		a	a	a		a
, ΦΙΛΕΛΛΗΝΩΝ 10 & ΞΕΝΟΦΩΝΤΟΣ 13 ΑΘΗΝΑ	2103720425									
EUROBANK S.A.									a	
, ΟΘΩΝΟΣ 8 ΑΘΗΝΑ	2103337000									
EUROCORP INVESTMENT SERVICES S.A.				a			a			a
14, ΠΛ.ΦΙΛΙΚΗΣ ΕΤΑΙΡΕΙΑΣ 14 ΑΘΗΝΑ	2107263600									
EUOTRUST INVESTMENT FIRM SA				a						
113, ΣΕΒΑΣΤΟΥΠΟΛΕΩΣ 113 ΑΘΗΝΑ	2103363100									
EUROXX SECURITIES S.A.				a		a	a	a		a
7, ΠΑΛΑΙΟΛΟΓΟΥ ΧΑΛΑΝΔΡΙ	(210)-6879400	(210)-6879401								
7, ΠΑΛΕΟΛΟΓΟΥ ΧΑΛΑΝΔΡΙ	+30 2106879400	210-6879401								
FREEDOM FINANCE EUROPE LTD					a					
, ΧΡΙΣΤΑΚΗ ΚΡΑΝΟΥ 20	035725257786									
G. A. PERVANAS SECURITIES- INVESTMENT SERVICES S.A.				a						
7-9, ΣΟΦΟΚΛΕΟΥΣ 7-9 ΑΘΗΝΑ	2103727200									
GLOBAL CAPITAL SECURITIES & FINANCIAL SERVICES LTD				a	a					
50, ΛΑΡΧΙΕΠΙΣΚΟΠΟΥ ΜΑΚΑΡΙΟΥ Γ50	0035722710710									
GREENPOST TRADING EUROPE LTD					a					
, ΚΙΜΩΝΟΣ 3, ACROPOLIS MANSIONS, 2ND FLOOR, FLAT/OFFICE 202	035722521389									
HELLENIC AMERICAN SECURITIES S.A.				a		a	a			a
27, ΑΝΔΡΕΑ ΠΑΠΑΝΔΡΕΟΥ 27 ΜΑΡΟΥΣΙ	2103311100									
HELLENIC BANK (INVESTMENTS) LTD					a					
, ΑVE.ΚΥΡΙΑΚΟΥ ΜΑΤΣΙ 31 - ΡΟ ΒΟΧ 24747 NICOSIA	+357 22500100	357 22500110								
HSBC CONTINENTAL EUROPE									a	
109-111, Α.ΜΕΣΟΓΕΙΩΝ 109-111	2106960000									
INDEX SECURITIES S.A.				a						
6, ΔΡΑΓΑΤΣΑΝΙΟΥ 6 ΑΘΗΝΑ	2103213920									



## Athex &amp; ATHEXClear Members List

Member Name				Stock Market			Derivatives Market		ATHEXClear Member	
	Address	Phone	Fax	Market Member	Remote Member	Market Maker	Proprietary	Market Maker	General Clearing	Direct Clearing
J. CHR. MAVRIKIS SECURITIES S.A.				a						
5, ΣΟΦΟΚΛΕΟΥΣ 5 ATHINA	2103216730									
KAPPA SECURITIES S.A.				a			a			
15, ΒΑΛΑΩΡΙΤΟΥ 15 ATHINA	2103678600									
KARAMANOF SECURITIES & INVESTMENT SERVICES S.A.				a						
2, ΠΛΑΤ.ΘΕΟΔΩΡΩΝ 2 ATHINA	2103212947									
LAIKI FINANCIAL SERVICES LTD					a					
26, AVE. VYRONOS NICOSIA	357 22367367	357 22718567								
LEON DEPOLAS SECURITIES S.A.				a		a	a			
1, ΧΡΗΣΤΟΥ ΛΑΔΑ 1 ATHINA	2103213276 -28									
MEGA EQUITY SECURITIES & FINANCIAL SERVICES PUBLIC LTD				a	a		a			
42-44, ΛΕΩΦ.ΓΡΙΒΑ ΔΙΓΕΝΗ 42-44	0035722711711									
MERIT SECURITIES S.A				a		a	a			a
5, ΣΟΦΟΚΛΕΟΥΣ 5 ATHINA	2103671880									
MERRILL LYNCH INTERNATIONAL				a						
2, 2 KING EDWARD STREET LONDON	+44 20276281000									
N. CHRYSOCHOIDIS SECURITIES S.A.				a			a			a
7-9, ΣΟΦΟΚΛΕΟΥΣ 7-9 ATHINA	2103213913									
NATIONAL BANK OF GREECE S.A.				a			a			a
86, ΑΙΟΛΟΥ STR. ATHINA	(210)-3341000	(210)-3228187								
68, ΑΚΑΔΙΜΙΑΣ STR. ATHINA	(210)-3328817	(210)-3328678								
NATIONAL SECURITIES SINGLE MEMBER SA				a		a	a	a		
66, ΛΕΩΦΟΡΟΣ ΑΘΗΝΩΝ 128-132 & ΦΙΓΕΝΙΑΣ ATHINA	2103328784									
NUNTIUS BROKERAGE AND INVESTMENT SERVICES S.A				a						
6, ΔΡΑΓΑΤΣΑΝΙΟΥ 6 ATHINA	2103350599									
ONE PLUS CAPITAL LIMITED				a	a					
, 75 PRODROMOU AVENUE NICOSIA 1307	35722873760									
OPTIMA BANK S.A.				a		a	a	a		a
32, ΑΙΓΙΛΕΙΑΣ 32 & ΠΑΡΑΔΕΙΣΟΥ MAROUSI	2108173663									
PANCRETA BANK S.A										a
, ΙΚΑΡΟΥ 5	2810 338800									
PANTELAKIS SECURITIES S.A.				a		a	a	a		
57, ΕΘΝΙΚΗΣ ΑΝΤΙΣΤΑΣΕΩΣ 57, ΚΤΙΡΙΟ Β CHALANDRI	2106965000									
PEGASUS SECURITIES S.A				a			a			
17, ΒΑΛΑΩΡΙΤΟΥ 17 & ΑΜΕΡΙΚΗΣ ATHINA	2103670700									
PIRAEUS BANK S.A.				a			a			a
, ΑΜΕΡΙΚΗΣ 4 ATHINA	2103335000									
PIRAEUS SECURITIES S. A.				a		a	a	a		a
10, ΣΤΑΔΙΟΥ 10 ATHINA	2103354100									
PROCHOICE SECURITIES LTD				a	a					
57, ΛΕΩΦ.ΣΠΥΡΟΥ ΚΥΠΡΙΑΝΟΥ 57, ΑΚΙΝΗΤΑ Φ	035724661192									
SHARELINK SECURITIES & FINANCIAL SERVICES LTD				a			a			
6, HOUSE-ΘΕΟΤΟΚΗ 6 ΜΕΓΑΡΟ ΕΛΛΗΝΑ	+357 22554200									
SOCIETE GENERALE S.A.				a	a		a			
, 17 COURS VALMY, CEDEX	+157290504									
SOLIDUS SECURITIES S.A				a			a			a
64, ΛΟΥΙΖΗΣ ΠΙΑΝΚΟΥΡ 64 ATHINA	2106900600									
ST. EM. LAVRENTAKIS SECURITIES S.A.				a			a			
7-9, ΣΟΦΟΚΛΕΟΥΣ 7-9 ATHINA	2103213336									
THE CYPRUS INVESTMENT & SECURITIES CORPORATION LTD				a	a					
154, ΑΓΙΟΥ ΠΡΟΚΟΠΙΟΥ & ΠΟΣΕΙΔΩΝΟΣ 1	0035722121700									
UBS EUROPE SE				a	a					
, OPERNTURM, BOCKENHEIMER LANDSTRASSE 2-4	496921790									
UBS LIMITED					a					
1, FINSBURY AVENUE LONDON	+44 2075687135									

List of Stocks under Market Making operations

Securities	Market Maker	Start Market Making	Stock Category
MLS MULTIMEDIA SA (CR)			Suspension Status
	PIRAEUS SECURITIES S. A.	01/08/2019	
ALPHA ETF FTSE Athex Large Cap			Exchange Traded Funds (ETFs)
	ALPHA FINANCE INVESTMENT SERVICES SINGLE MEMBER SA	02/01/1900	
	NATIONAL SECURITIES SINGLE MEMBER SA	02/01/1900	
ADMIE (IPTO) HOLDING S.A. (CR)			Main Market
	EUROBANK EQUITIES INVESTMENT FIRM SINGLE MEMBER SA	24/05/2021	
	HELLENIC AMERICAN SECURITIES S.A.	09/03/2020	
	PIRAEUS SECURITIES S. A.	29/06/2017	
AEGEAN AIRLINES (CR)			Main Market
	EUROBANK EQUITIES INVESTMENT FIRM SINGLE MEMBER SA	22/09/2020	
ALPHA SERVICES HOLD (CR)			Main Market
	ALPHA FINANCE INVESTMENT SERVICES SINGLE MEMBER SA	29/02/2016	
	EUROBANK EQUITIES INVESTMENT FIRM SINGLE MEMBER SA	22/10/2006	
	HELLENIC AMERICAN SECURITIES S.A.	25/07/2014	
	LEON DEPOLAS SECURITIES S.A.	04/01/2016	
	MERIT SECURITIES S.A.	03/09/2012	
	NATIONAL SECURITIES SINGLE MEMBER SA	02/01/1900	
	PIRAEUS SECURITIES S. A.	28/05/2009	
ALPHA TRUST (CR)			Main Market
	EUROBANK EQUITIES INVESTMENT FIRM SINGLE MEMBER SA	06/02/2023	
	LEON DEPOLAS SECURITIES S.A.	04/01/2021	
ANDROMEDA SA (CR)			Main Market
	BETA SECURITIES S.A.	15/02/2021	
	OPTIMA BANK S.A.	03/04/2023	
ATTICA BANK S.A. (CR)			Main Market
	EUROXX SECURITIES S.A.	22/01/2016	
	PIRAEUS SECURITIES S. A.	20/09/2017	
AUSTRIACARD (CB)			Main Market
	BETA SECURITIES S.A.	23/03/2023	
	EUROBANK EQUITIES INVESTMENT FIRM SINGLE MEMBER SA	15/05/2023	
AUTOHELLAS SA (CR)			Main Market
	ALPHA FINANCE INVESTMENT SERVICES SINGLE MEMBER SA	01/07/2019	
	EUROXX SECURITIES S.A.	02/07/2018	
AVAX S.A. (CR)			Main Market
	EUROBANK EQUITIES INVESTMENT FIRM SINGLE MEMBER SA	14/12/2015	
	PIRAEUS SECURITIES S. A.	01/02/2021	
AVE (CR)			Main Market
	EUROXX SECURITIES S.A.	05/06/2020	
BRIQ PROPERTIES (CR)			Main Market
	EUROBANK EQUITIES INVESTMENT FIRM SINGLE MEMBER SA	09/09/2019	
	LEON DEPOLAS SECURITIES S.A.	22/02/2021	
CC HBC AG (CR)			Main Market
	BETA SECURITIES S.A.	08/03/2021	
	NATIONAL SECURITIES SINGLE MEMBER SA	02/01/1900	
	PIRAEUS SECURITIES S. A.	04/05/2015	
CENERGY HOLDINGS (CB)			Main Market
	ALPHA FINANCE INVESTMENT SERVICES SINGLE MEMBER SA	02/01/2016	
	EUROBANK EQUITIES INVESTMENT FIRM SINGLE MEMBER SA	02/01/2016	
	OPTIMA BANK S.A.	14/03/2022	
	PANTELAKIS SECURITIES S.A.	27/12/2022	
CNL CAPITAL (CR)			Main Market
	MERIT SECURITIES S.A.	01/10/2018	
DIMAND (CR)			Main Market
	ALPHA FINANCE INVESTMENT SERVICES SINGLE MEMBER SA	08/08/2022	
	EUROBANK EQUITIES INVESTMENT FIRM SINGLE MEMBER SA	08/08/2022	
	PANTELAKIS SECURITIES S.A.	15/05/2023	
EKTER SA (CR)			Main Market
	BETA SECURITIES S.A.	26/09/2022	
	EUROBANK EQUITIES INVESTMENT FIRM SINGLE MEMBER SA	16/10/2017	
	LEON DEPOLAS SECURITIES S.A.	21/05/2018	
ELASTRON (CR)			Main Market
	LEON DEPOLAS SECURITIES S.A.	20/02/2017	

List of Stocks under Market Making operations

Securities	Stock Category
Market Maker	Start Market Making
<b>ELLAKTOR (CR)</b>	Main Market
ALPHA FINANCE INVESTMENT SERVICES SINGLE MEMBER SA	18/03/2019
EUROBANK EQUITIES INVESTMENT FIRM SINGLE MEMBER SA	01/06/2012
EUROXX SECURITIES S.A.	24/09/2018
NATIONAL SECURITIES SINGLE MEMBER SA	02/01/1900
PIRAEUS SECURITIES S. A.	22/10/2018
<b>ELTON SA (CR)</b>	Main Market
BETA SECURITIES S.A.	03/09/2012
EUROBANK EQUITIES INVESTMENT FIRM SINGLE MEMBER SA	28/11/2022
OPTIMA BANK S.A.	30/01/2023
<b>ELVALHALCOR (CR)</b>	Main Market
ALPHA FINANCE INVESTMENT SERVICES SINGLE MEMBER SA	07/05/2018
BETA SECURITIES S.A.	09/01/2023
EUROBANK EQUITIES INVESTMENT FIRM SINGLE MEMBER SA	07/05/2018
<b>ENTERSOFT (CR)</b>	Main Market
ALPHA FINANCE INVESTMENT SERVICES SINGLE MEMBER SA	23/03/2023
EUROBANK EQUITIES INVESTMENT FIRM SINGLE MEMBER SA	22/06/2020
<b>EUROBANK HOLDINGS (CR)</b>	Main Market
ALPHA FINANCE INVESTMENT SERVICES SINGLE MEMBER SA	09/01/2006
EUROBANK EQUITIES INVESTMENT FIRM SINGLE MEMBER SA	01/06/2012
HELLENIC AMERICAN SECURITIES S.A.	25/07/2014
LEON DEPOLAS SECURITIES S.A.	30/11/2018
MERIT SECURITIES S.A.	06/11/2017
NATIONAL SECURITIES SINGLE MEMBER SA	02/01/1900
PIRAEUS SECURITIES S. A.	28/09/2009
<b>EUROCONSULTANTS S.A. (CR)</b>	Main Market
OPTIMA BANK S.A.	01/02/2023
<b>EYDAP S.A. (CR)</b>	Main Market
ALPHA FINANCE INVESTMENT SERVICES SINGLE MEMBER SA	27/01/2020
EUROBANK EQUITIES INVESTMENT FIRM SINGLE MEMBER SA	10/06/2019
<b>FOURLIS (CR)</b>	Main Market
EUROBANK EQUITIES INVESTMENT FIRM SINGLE MEMBER SA	01/12/2016
PIRAEUS SECURITIES S. A.	06/03/2017
<b>GEK TERNA (CR)</b>	Main Market
BETA SECURITIES S.A.	08/03/2021
EUROBANK EQUITIES INVESTMENT FIRM SINGLE MEMBER SA	24/05/2021
PIRAEUS SECURITIES S. A.	29/08/2019
<b>GR. SARANTIS S.A. (CR)</b>	Main Market
BETA SECURITIES S.A.	14/05/2012
EUROBANK EQUITIES INVESTMENT FIRM SINGLE MEMBER SA	24/10/2016
<b>HELLENIC EXCHANGES-A.S.E. (CR)</b>	Main Market
HELLENIC AMERICAN SECURITIES S.A.	01/09/2014
NATIONAL SECURITIES SINGLE MEMBER SA	02/01/1900
PIRAEUS SECURITIES S. A.	04/05/2015
<b>HELLENIQ ENERGY (CR)</b>	Main Market
HELLENIC AMERICAN SECURITIES S.A.	14/09/2015
PIRAEUS SECURITIES S. A.	20/03/2017
<b>IDEAL HOLDINGS (CR)</b>	Main Market
EUROBANK EQUITIES INVESTMENT FIRM SINGLE MEMBER SA	07/06/2021
PIRAEUS SECURITIES S. A.	07/06/2021
<b>INTERCONTINENTAL (CR)</b>	Main Market
LEON DEPOLAS SECURITIES S.A.	03/06/2019
<b>INTERLIFE G.C.I.(CR)</b>	Main Market
BETA SECURITIES S.A.	24/10/2022
<b>INTERWOOD-XYLEMPORIA (CR)</b>	Main Market
EUROBANK EQUITIES INVESTMENT FIRM SINGLE MEMBER SA	05/07/2021
PANTELAKIS SECURITIES S.A.	01/07/2021
<b>INTRAKAT (CR)</b>	Main Market
BETA SECURITIES S.A.	04/10/2021
PANTELAKIS SECURITIES S.A.	10/10/2022
<b>JUMBO SA (CR)</b>	Main Market
BETA SECURITIES S.A.	01/02/2021
EUROBANK EQUITIES INVESTMENT FIRM SINGLE MEMBER SA	25/05/2020
MERIT SECURITIES S.A.	06/11/2017
PIRAEUS SECURITIES S. A.	06/03/2017
<b>KLOUKINAS - LAPPAS SA (CR)</b>	Main Market
OPTIMA BANK S.A.	02/01/2023

List of Stocks under Market Making operations

Securities	Stock Category
Market Maker	Start Market Making
<b>KRI-KRI S.A. (CR)</b>	<b>Main Market</b>
EUROBANK EQUITIES INVESTMENT FIRM SINGLE MEMBER SA	07/05/2018
LEON DEPOLAS SECURITIES S.A.	16/01/2017
<b>LAMDA DEVELOPMENT SA (CR)</b>	<b>Main Market</b>
EUROBANK EQUITIES INVESTMENT FIRM SINGLE MEMBER SA	08/12/2014
PANTELAKIS SECURITIES S.A.	06/11/2017
PIRAEUS SECURITIES S. A.	29/06/2017
<b>LAMPSA HOTEL SA (CR)</b>	<b>Main Market</b>
LEON DEPOLAS SECURITIES S.A.	16/01/2017
<b>MIG (CR)</b>	<b>Main Market</b>
EUROBANK EQUITIES INVESTMENT FIRM SINGLE MEMBER SA	23/03/2015
PIRAEUS SECURITIES S. A.	02/02/2009
<b>MOTOR OIL (CR)</b>	<b>Main Market</b>
BETA SECURITIES S.A.	08/03/2021
EUROBANK EQUITIES INVESTMENT FIRM SINGLE MEMBER SA	22/10/2006
LEON DEPOLAS SECURITIES S.A.	01/04/2019
MERIT SECURITIES S.A.	25/02/2019
NATIONAL SECURITIES SINGLE MEMBER SA	02/01/1900
PIRAEUS SECURITIES S. A.	04/05/2015
<b>MPLE KEDROS (CR)</b>	<b>Main Market</b>
MERIT SECURITIES S.A.	30/09/2022
<b>MYTILINEOS (CR)</b>	<b>Main Market</b>
ALPHA FINANCE INVESTMENT SERVICES SINGLE MEMBER SA	15/04/2019
BETA SECURITIES S.A.	11/04/2022
EUROBANK EQUITIES INVESTMENT FIRM SINGLE MEMBER SA	20/09/2017
MERIT SECURITIES S.A.	25/02/2019
NATIONAL SECURITIES SINGLE MEMBER SA	02/01/1900
PIRAEUS SECURITIES S. A.	04/05/2015
<b>NATIONAL BANK (CR)</b>	<b>Main Market</b>
ALPHA FINANCE INVESTMENT SERVICES SINGLE MEMBER SA	09/01/2006
EUROBANK EQUITIES INVESTMENT FIRM SINGLE MEMBER SA	22/10/2006
HELLENIC AMERICAN SECURITIES S.A.	25/07/2014
LEON DEPOLAS SECURITIES S.A.	20/05/2015
MERIT SECURITIES S.A.	03/09/2012
NATIONAL SECURITIES SINGLE MEMBER SA	02/01/1900
PIRAEUS SECURITIES S. A.	08/09/2008
<b>OPAP (CR)</b>	<b>Main Market</b>
ALPHA FINANCE INVESTMENT SERVICES SINGLE MEMBER SA	09/01/2006
BETA SECURITIES S.A.	11/04/2022
EUROBANK EQUITIES INVESTMENT FIRM SINGLE MEMBER SA	22/10/2006
HELLENIC AMERICAN SECURITIES S.A.	25/07/2014
MERIT SECURITIES S.A.	20/03/2017
NATIONAL SECURITIES SINGLE MEMBER SA	02/01/1900
PIRAEUS SECURITIES S. A.	04/05/2015
<b>OTE (CR)</b>	<b>Main Market</b>
ALPHA FINANCE INVESTMENT SERVICES SINGLE MEMBER SA	09/01/2006
BETA SECURITIES S.A.	11/04/2022
EUROBANK EQUITIES INVESTMENT FIRM SINGLE MEMBER SA	22/10/2006
HELLENIC AMERICAN SECURITIES S.A.	25/07/2014
LEON DEPOLAS SECURITIES S.A.	20/04/2015
MERIT SECURITIES S.A.	20/03/2017
NATIONAL SECURITIES SINGLE MEMBER SA	02/01/1900
PIRAEUS SECURITIES S. A.	08/09/2008
<b>P.P.A. S.A. (CR)</b>	<b>Main Market</b>
EUROBANK EQUITIES INVESTMENT FIRM SINGLE MEMBER SA	06/02/2019
<b>PAPOUTSANIS (CR)</b>	<b>Main Market</b>
BETA SECURITIES S.A.	25/11/2013
<b>PETROPOULOS PETROS (CR)</b>	<b>Main Market</b>
EUROBANK EQUITIES INVESTMENT FIRM SINGLE MEMBER SA	01/04/2019
PANTELAKIS SECURITIES S.A.	16/03/2020

## List of Stocks under Market Making operations

Securities	Stock Category
Market Maker	Start Market Making
<b>PIRAEUS FINANCIAL HOLD (CR)</b>	<b>Main Market</b>
ALPHA FINANCE INVESTMENT SERVICES SINGLE MEMBER SA	15/04/2019
EUROBANK EQUITIES INVESTMENT FIRM SINGLE MEMBER SA	22/10/2006
EUROXX SECURITIES S.A.	15/02/2016
HELLENIC AMERICAN SECURITIES S.A.	25/07/2014
LEON DEPOLAS SECURITIES S.A.	30/11/2018
MERIT SECURITIES S.A	16/09/2013
NATIONAL SECURITIES SINGLE MEMBER SA	02/01/1900
PIRAEUS SECURITIES S. A.	16/02/2009
<b>PPC (CR)</b>	<b>Main Market</b>
ALPHA FINANCE INVESTMENT SERVICES SINGLE MEMBER SA	09/01/2006
BETA SECURITIES S.A.	01/02/2021
EUROBANK EQUITIES INVESTMENT FIRM SINGLE MEMBER SA	22/10/2006
HELLENIC AMERICAN SECURITIES S.A.	01/09/2014
MERIT SECURITIES S.A	06/11/2017
NATIONAL SECURITIES SINGLE MEMBER SA	02/01/1900
PIRAEUS SECURITIES S. A.	28/09/2009
<b>PREMA (CR)</b>	<b>Main Market</b>
BETA SECURITIES S.A.	01/06/2021
LEON DEPOLAS SECURITIES S.A.	05/12/2022
PANTELAKIS SECURITIES S.A.	23/12/2021
<b>PROFILE SA (CR)</b>	<b>Main Market</b>
OPTIMA BANK S.A.	03/04/2023
PANTELAKIS SECURITIES S.A.	01/07/2019
<b>QUALITY &amp; RELIABILITY SA (CR)</b>	<b>Main Market</b>
OPTIMA BANK S.A.	03/01/2023
<b>QUEST HOLDINGS (CR)</b>	<b>Main Market</b>
BETA SECURITIES S.A.	26/03/2018
EUROBANK EQUITIES INVESTMENT FIRM SINGLE MEMBER SA	28/01/2019
<b>SIDMA STEEL (CR)</b>	<b>Main Market</b>
LEON DEPOLAS SECURITIES S.A.	06/06/2022
<b>SPACE HELLAS SA (CR)</b>	<b>Main Market</b>
MERIT SECURITIES S.A	09/12/2022
<b>TECHNICAL OLYMPIC SA (CR)</b>	<b>Main Market</b>
BETA SECURITIES S.A.	04/04/2022
<b>TERNA ENERGY (CR)</b>	<b>Main Market</b>
EUROBANK EQUITIES INVESTMENT FIRM SINGLE MEMBER SA	24/05/2021
PIRAEUS SECURITIES S. A.	09/12/2019
<b>THRACE PLASTICS SA (CR)</b>	<b>Main Market</b>
ALPHA FINANCE INVESTMENT SERVICES SINGLE MEMBER SA	26/03/2018
EUROBANK EQUITIES INVESTMENT FIRM SINGLE MEMBER SA	26/03/2018
<b>TITAN CEMENT (CB)</b>	<b>Main Market</b>
BETA SECURITIES S.A.	01/02/2021
EUROBANK EQUITIES INVESTMENT FIRM SINGLE MEMBER SA	06/11/2019
PIRAEUS SECURITIES S. A.	18/01/2021
<b>TZIRAKIAN PROFIL (CR)</b>	<b>Main Market</b>
LEON DEPOLAS SECURITIES S.A.	19/07/2021
<b>VIOHALCO SA/NV (CB)</b>	<b>Main Market</b>
ALPHA FINANCE INVESTMENT SERVICES SINGLE MEMBER SA	11/03/2008
EUROBANK EQUITIES INVESTMENT FIRM SINGLE MEMBER SA	04/03/2014
MERIT SECURITIES S.A	17/03/2014

Underlying Asset				Derivatives Market													
Price max	Price min	Closing price	change	Delivery Month	Open price	Price max	Price min	Last price	Closing price	Last Bid	Last Ask	Fixing price*	Life high	Life low	Trades	Volume	Open Interest
<b>FTSE/Athex Large Cap</b>																	
(Trade Unit: 1 Index Point x 2€, Cash Settlement)																	
2,959.98	2,913.52	2,914.37	-1.54%	June 2023	2,935.00	2,943.75	2,907.50	2,912.25	2,912.25	---	---	---	3,013.00	---	181	579	5,497
				July 2023	2,904.00	2,925.50	2,891.00	2,894.00	2,894.00	---	---	---	2,987.00	---	21	125	209
				August 2023	---	---	---	---	2,974.25	---	---	---	---	---	---	---	---
				September 2023	---	---	---	---	2,979.00	---	---	---	---	---	---	---	---
				December 2023	---	---	---	---	2,993.75	---	---	---	---	---	---	---	---
				March 2024	---	---	---	---	3,008.75	---	---	---	---	---	---	---	---
<b>FTSE/Athex Banks</b>																	
(Trade Unit: 1 Index Point x 15€, Cash Settlement)																	
987.77	956.82	958.54	-2.96%	June 2023	974.50	982.50	968.00	973.00	973.00	---	---	---	1,028.00	---	5	18	1,680
				September 2023	---	---	---	---	994.00	---	---	---	---	---	---	---	---
				December 2023	---	---	---	---	999.00	---	---	---	---	---	---	---	---
				March 2024	---	---	---	---	1,004.00	---	---	---	---	---	---	---	---
<b>MSCI GREECE REBASED</b>																	
(Trade Unit: 1 Index Point x 2€, Cash Settlement)																	
4,689.57	4,599.23	4,599.23	-1.93%	June 2023	---	---	---	---	4,660.50	---	---	---	4,734.25	---	---	---	164
				July 2023	---	---	---	---	4,705.00	---	---	---	---	---	---	---	---
				August 2023	---	---	---	---	4,712.25	---	---	---	---	---	---	---	---
				September 2023	---	---	---	---	4,719.50	---	---	---	---	---	---	---	---
				December 2023	---	---	---	---	4,743.25	---	---	---	---	---	---	---	---
				March 2024	---	---	---	---	4,767.00	---	---	---	---	---	---	---	---

Derivatives notes

Fixing prices and final open positions can be retrieved from the following path <http://www.helex.gr/el/web/guest/statistics-end-of-day-derivatives>

Underlying Asset				Derivatives Market													
Price max	Price min	Closing price	change	Delivery Month	Open price	Price max	Price min	Last price	Closing price	Last Bid	Last Ask	Fixing price*	Life high	Life low	Trades	Volume	Open Interest
<b>ADMIE (IPTO) HOLDING S.A. (CR)</b>				(Contract Size: 100 Securities, Physical Delivery)													
1.85	1.822	1.84	-0.54%	June 2023	1.84	1.84	1.84	1.84	1.84	---	---	---	1.92	---	10	173	11,928
				September 2023	1.80	1.80	1.78	1.78	1.78	---	---	---	1.86	---	3	190	861
				December 2023	---	---	---	---	1.87	---	---	---	---	---	---	---	---
				March 2024	---	---	---	---	1.88	---	---	---	---	---	---	---	---
<b>AEGEAN AIRLINES (CR)</b>				(Contract Size: 100 Securities, Physical Delivery)													
8.93	8.46	8.8	3.53%	June 2023	8.60	9.00	8.50	8.90	8.90	---	---	---	9.00	---	111	475	1,141
				September 2023	---	---	---	---	8.65	---	---	---	8.56	---	---	---	6
				December 2023	---	---	---	---	8.60	---	---	---	---	---	---	---	---
				March 2024	---	---	---	---	8.64	---	---	---	---	---	---	---	---
<b>ALPHA SERVICES HOLD (CR)</b>				(Contract Size: 100 Securities, Physical Delivery)													
1.37	1.3485	1.3485	-2.64%	June 2023	1.37	1.38	1.35	1.35	1.35	---	---	---	1.52	---	266	11,309	191,461
				September 2023	---	---	---	---	1.41	---	---	---	1.44	---	---	---	243
				December 2023	---	---	---	---	1.40	---	---	---	---	---	---	---	---
				March 2024	---	---	---	---	1.41	---	---	---	---	---	---	---	---
<b>AUTOHELLAS SA (CR)</b>				(Contract Size: 100 Securities, Physical Delivery)													
14.12	13.8	14.02	0.00%	June 2023	---	---	---	---	14.18	---	---	---	14.45	---	---	---	89
				September 2023	---	---	---	---	14.11	---	---	---	---	---	---	---	---
				December 2023	---	---	---	---	14.18	---	---	---	---	---	---	---	---
				March 2024	---	---	---	---	14.25	---	---	---	---	---	---	---	---
<b>AVAX S.A. (CR)</b>				(Contract Size: 100 Securities, Physical Delivery)													
0.956	0.938	0.95	-1.04%	June 2023	---	---	---	---	0.981	---	---	---	0.994	---	---	---	463
				September 2023	---	---	---	---	0.966	---	---	---	---	---	---	---	---
				December 2023	---	---	---	---	0.971	---	---	---	---	---	---	---	---
				March 2024	---	---	---	---	0.976	---	---	---	---	---	---	---	---
<b>CC HBC AG (CR)</b>				(Contract Size: 100 Securities, Physical Delivery)													
29.15	28.52	28.82	-0.69%	June 2023	27.84	28.24	27.74	27.84	27.84	---	---	---	28.84	---	10	24	235
				September 2023	---	---	---	---	29.21	---	---	---	---	---	---	---	---
				December 2023	---	---	---	---	29.35	---	---	---	---	---	---	---	---
				March 2024	---	---	---	---	29.50	---	---	---	---	---	---	---	---
<b>CENERGY HOLDINGS (CB)</b>				(Contract Size: 100 Securities, Physical Delivery)													
5.24	4.97	5.24	2.75%	June 2023	5.04	5.24	5.04	5.20	5.20	---	---	---	5.24	---	31	173	6,007
				September 2023	---	---	---	---	5.12	---	---	---	4.35	---	---	---	5
				December 2023	---	---	---	---	5.16	---	---	---	---	---	---	---	---
				March 2024	---	---	---	---	5.18	---	---	---	---	---	---	---	---

Derivatives notes

Fixing prices and final open positions can be retrieved from the following path <http://www.helex.gr/el/web/guest/statistics-end-of-day-derivatives>

Underlying Asset				Derivatives Market													
Price max	Price min	Closing price	change	Delivery Month	Open price	Price max	Price min	Last price	Closing price	Last Bid	Last Ask	Fixing price*	Life high	Life low	Trades	Volume	Open Interest
<b>ELLAKTOR (CR)</b>				(Contract Size: 100 Securities, Physical Delivery)													
2.15	2.045	2.15	3.12%	June 2023	2.06	2.15	2.06	2.15	2.15	---	---	---	2.20	---	24	128	918
				September 2023	---	---	---	---	2.10	---	---	---	---	---	---	---	---
				December 2023	---	---	---	---	2.11	---	---	---	---	---	---	---	---
				March 2024	---	---	---	---	2.12	---	---	---	---	---	---	---	---
<b>ELVALHALCOR (CR)</b>				(Contract Size: 100 Securities, Physical Delivery)													
1.73	1.684	1.684	-5.60%	June 2023	1.73	1.73	1.67	1.70	1.70	---	---	---	1.81	---	40	209	1,596
				September 2023	---	---	---	---	1.80	---	---	---	---	---	---	---	---
				December 2023	---	---	---	---	1.80	---	---	---	---	---	---	---	---
				March 2024	---	---	---	---	1.81	---	---	---	---	---	---	---	---
<b>EUROBANK HOLDINGS (CR)</b>				(Contract Size: 100 Securities, Physical Delivery)													
1.56	1.493	1.493	-4.05%	June 2023	1.53	1.55	1.50	1.51	1.51	---	---	---	1.71	---	190	5,104	33,126
				September 2023	1.55	1.55	1.55	1.55	1.55	---	---	---	1.55	---	1	1	---
				December 2023	---	---	---	---	1.57	---	---	---	---	---	---	---	---
				March 2024	---	---	---	---	1.58	---	---	---	---	---	---	---	---
<b>EYDAP S.A. (CR)</b>				(Contract Size: 100 Securities, Physical Delivery)													
6.63	6.5	6.52	-1.21%	June 2023	6.57	6.57	6.56	6.56	6.56	---	---	---	6.95	---	2	4	533
				September 2023	---	---	---	---	6.45	---	---	---	6.83	---	---	---	---
				December 2023	---	---	---	---	6.68	---	---	---	---	---	---	---	---
				March 2024	---	---	---	---	6.71	---	---	---	---	---	---	---	---
<b>FOURLIS (CR)</b>				(Contract Size: 100 Securities, Physical Delivery)													
4	3.92	3.985	-1.24%	June 2023	3.97	3.99	3.95	3.99	3.99	---	---	---	4.21	---	10	32	1,155
				September 2023	---	---	---	---	4.06	---	---	---	---	---	---	---	---
				December 2023	---	---	---	---	4.08	---	---	---	---	---	---	---	---
				March 2024	---	---	---	---	4.10	---	---	---	---	---	---	---	---
<b>GEK TERNA (CR)</b>				(Contract Size: 100 Securities, Physical Delivery)													
13.26	12.98	13.24	1.85%	June 2023	13.08	13.30	13.08	13.30	13.30	---	---	---	13.30	---	65	230	8,505
				September 2023	---	---	---	---	13.08	---	---	---	---	---	---	---	---
				December 2023	---	---	---	---	13.15	---	---	---	---	---	---	---	---
				March 2024	---	---	---	---	13.21	---	---	---	---	---	---	---	---
<b>HELLENIC EXCHANGES-A.S.E. (CR)</b>				(Contract Size: 100 Securities, Physical Delivery)													
4.855	4.7	4.76	-1.55%	June 2023	4.66	4.71	4.62	4.63	4.63	---	---	---	4.74	---	51	298	1,761
				September 2023	4.70	4.70	4.65	4.65	4.65	---	---	---	4.74	---	2	4	43
				December 2023	---	---	---	---	4.89	---	---	---	---	---	---	---	---
				March 2024	---	---	---	---	4.91	---	---	---	---	---	---	---	---

Derivatives notes

Fixing prices and final open positions can be retrieved from the following path <http://www.helex.gr/el/web/guest/statistics-end-of-day-derivatives>



Underlying Asset				Derivatives Market														
Price max	Price min	Closing price	change	Delivery Month	Open price	Price max	Price min	Last price	Closing price	Last Bid	Last Ask	Fixing price*	Life high	Life low	Trades	Volume	Open Interest	
<b>HELLENiQ ENERGY (CR)</b>																		
7.69	7.52	7.58	-0.52%															(Contract Size: 100 Securities, Physical Delivery)
				June 2023	7.62	7.67	7.59	7.59	7.59	---	---	---	8.08	---	5	20	1,382	
				September 2023	---	---	---	---	7.46	---	---	---	7.39	---	---	---	13	
				December 2023	---	---	---	---	7.71	---	---	---	---	---	---	---	---	
				March 2024	---	---	---	---	7.75	---	---	---	---	---	---	---	---	
<b>INTRACOM HOLDINGS (CR)</b>																		
1.858	1.818	1.822	-1.83%															(Contract Size: 100 Securities, Physical Delivery)
				June 2023	1.84	1.85	1.84	1.85	1.85	---	---	---	2.07	---	12	50	4,394	
				September 2023	---	---	---	---	1.88	---	---	---	1.84	---	---	---	2	
				December 2023	---	---	---	---	1.88	---	---	---	---	---	---	---	---	
				March 2024	---	---	---	---	1.89	---	---	---	---	---	---	---	---	
<b>INTRAKAT (CR)</b>																		
1.694	1.64	1.69	0.36%															(Contract Size: 100 Securities, Physical Delivery)
				June 2023	1.68	1.71	1.68	1.70	1.70	---	---	---	1.79	---	37	90	8,890	
				September 2023	---	---	---	---	1.69	---	---	---	1.72	---	---	---	481	
				December 2023	---	---	---	---	1.70	---	---	---	---	---	---	---	---	
				March 2024	---	---	---	---	1.71	---	---	---	---	---	---	---	---	
<b>JUMBO SA (CR)</b>																		
22.86	22.32	22.32	-0.80%															(Contract Size: 100 Securities, Physical Delivery)
				June 2023	22.60	23.00	22.36	23.00	23.00	---	---	---	23.32	---	4	4	392	
				September 2023	---	---	---	---	22.64	---	---	---	---	---	---	---	---	
				December 2023	---	---	---	---	22.76	---	---	---	---	---	---	---	---	
				March 2024	---	---	---	---	22.87	---	---	---	---	---	---	---	---	
<b>LAMDA DEVELOPMENT SA (CR)</b>																		
5.885	5.8	5.83	-0.85%															(Contract Size: 100 Securities, Physical Delivery)
				June 2023	5.84	5.88	5.84	5.88	5.88	---	---	---	6.53	---	12	62	5,719	
				September 2023	---	---	---	---	5.92	---	---	---	---	---	---	---	---	
				December 2023	---	---	---	---	5.95	---	---	---	---	---	---	---	---	
				March 2024	---	---	---	---	5.98	---	---	---	---	---	---	---	---	
<b>MIG (CR)</b>																		
5.27	5.06	5.08	-0.98%															(Contract Size: 3 Securities, Physical Delivery)
				June 2023	4.82	4.82	4.82	4.82	4.82	---	---	---	5.80	---	1	1	1,437	
				September 2023	---	---	---	---	5.16	---	---	---	---	---	---	---	---	
				December 2023	---	---	---	---	5.19	---	---	---	---	---	---	---	---	
				March 2024	---	---	---	---	5.21	---	---	---	---	---	---	---	---	
<b>MOTOR OIL (CR)</b>																		
22.46	21.9	21.9	-2.41%															(Contract Size: 100 Securities, Physical Delivery)
				June 2023	22.35	22.35	22.00	22.04	22.04	---	---	---	25.05	---	39	83	1,695	
				September 2023	21.89	21.89	21.70	21.70	21.70	---	---	---	22.18	---	4	20	180	
				December 2023	---	---	---	---	22.70	---	---	---	---	---	---	---	---	
				March 2024	---	---	---	---	22.81	---	---	---	---	---	---	---	---	

Derivatives notes

Fixing prices and final open positions can be retrieved from the following path <http://www.helex.gr/el/web/guest/statistics-end-of-day-derivatives>

Underlying Asset				Derivatives Market													
Price max	Price min	Closing price	change	Delivery Month	Open price	Price max	Price min	Last price	Closing price	Last Bid	Last Ask	Fixing price*	Life high	Life low	Trades	Volume	Open Interest
<b>MYTILINEOS (CR)</b>																	
(Contract Size: 100 Securities, Physical Delivery)																	
29.42	28.56	28.56	-3.05%	June 2023	29.30	29.30	28.60	28.66	28.66	---	---	---	29.80	---	106	239	2,453
				September 2023	28.40	28.68	28.40	28.68	28.68	---	---	---	29.40	---	2	2	23
				December 2023	---	---	---	---	29.80	---	---	---	---	---	---	---	---
				March 2024	---	---	---	---	29.95	---	---	---	---	---	---	---	---
<b>NATIONAL BANK (CR)</b>																	
(Contract Size: 100 Securities, Physical Delivery)																	
5.938	5.7	5.81	-2.65%	June 2023	5.94	5.96	5.76	5.86	5.86	---	---	---	6.30	---	688	9,293	17,706
				September 2023	5.84	5.85	5.72	5.72	5.72	---	---	---	6.07	---	6	63	20
				December 2023	---	---	---	---	6.04	---	---	---	---	---	---	---	---
				March 2024	---	---	---	---	6.07	---	---	---	---	---	---	---	---
<b>OPAP (CR)</b>																	
(Contract Size: 100 Securities, Physical Delivery)																	
16.4	16.12	16.23	-0.31%	June 2023	15.68	15.75	15.59	15.75	15.75	---	---	---	16.21	---	4	10	1,794
				September 2023	---	---	---	---	16.38	---	---	---	---	---	---	---	---
				December 2023	---	---	---	---	16.47	---	---	---	---	---	---	---	---
				March 2024	---	---	---	---	16.55	---	---	---	---	---	---	---	---
<b>OTE (CR)</b>																	
(Contract Size: 100 Securities, Physical Delivery)																	
14.28	14.07	14.1	-0.63%	June 2023	14.22	14.28	14.11	14.11	14.11	---	---	---	15.20	---	18	75	10,907
				September 2023	---	---	---	---	13.74	---	---	---	14.32	---	---	---	65
				December 2023	---	---	---	---	14.35	---	---	---	---	---	---	---	---
				March 2024	---	---	---	---	14.42	---	---	---	---	---	---	---	---
<b>P.P.A. S.A. (CR)</b>																	
(Contract Size: 100 Securities, Physical Delivery)																	
19.78	19.3	19.34	-0.82%	June 2023	---	---	---	---	19.73	---	---	---	19.78	---	---	---	356
				September 2023	---	---	---	---	19.62	---	---	---	---	---	---	---	---
				December 2023	---	---	---	---	19.72	---	---	---	---	---	---	---	---
				March 2024	---	---	---	---	19.82	---	---	---	---	---	---	---	---
<b>PIRAEUS FINANCIAL HOLD (CR)</b>																	
(Contract Size: 100 Securities, Physical Delivery)																	
2.788	2.712	2.75	-1.79%	June 2023	2.76	2.79	2.73	2.76	2.76	---	---	---	2.81	---	293	5,505	66,474
				September 2023	2.82	2.82	2.73	2.73	2.73	---	---	---	2.83	---	3	15	98
				December 2023	---	---	---	---	2.83	---	---	---	---	---	---	---	---
				March 2024	---	---	---	---	2.85	---	---	---	---	---	---	---	---
<b>PPC (CR)</b>																	
(Contract Size: 100 Securities, Physical Delivery)																	
9.625	9.285	9.365	-0.69%	June 2023	9.45	9.63	9.31	9.44	9.44	---	---	---	9.74	---	215	1,042	21,275
				September 2023	---	---	---	---	9.49	---	---	---	---	---	---	---	---
				December 2023	---	---	---	---	9.54	---	---	---	---	---	---	---	---
				March 2024	---	---	---	---	9.59	---	---	---	---	---	---	---	---

Derivatives notes

Fixing prices and final open positions can be retrieved from the following path <http://www.helex.gr/el/web/guest/statistics-end-of-day-derivatives>

Underlying Asset				Derivatives Market													
Price max	Price min	Closing price	change	Delivery Month	Open price	Price max	Price min	Last price	Closing price	Last Bid	Last Ask	Fixing price*	Life high	Life low	Trades	Volume	Open Interest
<b>QUEST HOLDINGS (CR)</b>				(Contract Size: 100 Securities, Physical Delivery)													
5.68	5.2	5.66	9.27%	June 2023	5.15	5.67	5.15	5.60	5.60	---	---	---	5.67	---	47	185	135
				September 2023	---	---	---	---	5.21	---	---	---	---	---	---	---	---
				December 2023	---	---	---	---	5.24	---	---	---	---	---	---	---	---
				March 2024	---	---	---	---	5.27	---	---	---	---	---	---	---	---
<b>TERNA ENERGY (CR)</b>				(Contract Size: 100 Securities, Physical Delivery)													
20.52	20	20.1	0.50%	June 2023	20.75	20.75	20.17	20.17	20.17	---	---	---	20.98	---	159	479	11,084
				September 2023	20.12	20.12	20.00	20.00	20.00	---	---	---	20.75	---	2	15	15
				December 2023	---	---	---	---	20.23	---	---	---	---	---	---	---	---
				March 2024	---	---	---	---	20.33	---	---	---	---	---	---	---	---
<b>TITAN CEMENT (CB)</b>				(Contract Size: 100 Securities, Physical Delivery)													
16.46	15.88	15.98	-2.20%	June 2023	16.15	16.21	15.90	15.94	15.94	---	---	---	16.68	---	19	78	493
				September 2023	---	---	---	---	16.44	---	---	---	---	---	---	---	---
				December 2023	---	---	---	---	16.53	---	---	---	---	---	---	---	---
				March 2024	---	---	---	---	16.61	---	---	---	---	---	---	---	---
<b>VIOHALCO SA/NV (CB)</b>				(Contract Size: 100 Securities, Physical Delivery)													
5.07	4.99	5.05	-0.98%	June 2023	5.13	5.13	5.00	5.05	5.05	---	---	---	5.17	---	31	97	5,702
				September 2023	---	---	---	---	5.07	---	---	---	4.46	---	---	---	20
				December 2023	---	---	---	---	5.16	---	---	---	---	---	---	---	---
				March 2024	---	---	---	---	5.18	---	---	---	---	---	---	---	---

Derivatives notes

Fixing prices and final open positions can be retrieved from the following path <http://www.helex.gr/el/web/guest/statistics-end-of-day-derivatives>

## FTSE/Athex Large Cap

(Trade Unit: 1 Index Point x 2€ - Exercise Style: European, Cash Settlement)

Call Options															Put Options																			
June 2023								July 2023							Other Months		June 2023								July 2023							Other Months		Exercise Price
Open price	Price max	Price min	Last price	Closing price	Volume	Open Interest	Open price	Price max	Price min	Last price	Closing price	Volume	Open Interest	Volume	Open Interest	Open price	Price max	Price min	Last price	Closing price	Volume	Open Interest	Open price	Price max	Price min	Last price	Closing price	Volume	Open Interest	Volume	Open Interest			
1,725	0.00	0.00	0.00	-	1,236.00	-	-	-	-	-	-	-	-	-	-	0.00	0.00	0.00	-	0.01	-	-	-	-	-	-	-	-	-	-	-	1,725		
1,750	0.00	0.00	0.00	-	1,211.00	-	-	-	-	-	-	-	-	-	-	0.00	0.00	0.00	-	0.01	-	-	-	-	-	-	-	-	-	-	-	1,750		
1,775	0.00	0.00	0.00	-	1,186.00	-	-	-	-	-	-	-	-	-	-	0.00	0.00	0.00	-	0.02	-	-	-	-	-	-	-	-	-	-	-	1,775		
1,800	0.00	0.00	0.00	-	1,161.00	-	-	-	-	-	-	-	-	-	-	0.00	0.00	0.00	-	0.01	-	-	-	-	-	-	-	-	-	-	-	1,800		
1,825	0.00	0.00	0.00	-	1,136.00	-	-	-	-	-	-	-	-	-	-	0.00	0.00	0.00	-	0.01	-	-	-	-	-	-	-	-	-	-	-	1,825		
1,850	0.00	0.00	0.00	-	1,111.00	-	-	-	-	-	-	-	-	-	-	0.00	0.00	0.00	-	0.01	-	-	-	-	-	-	-	-	-	-	-	1,850		
1,875	0.00	0.00	0.00	-	1,086.00	-	-	-	-	-	-	-	-	-	-	0.00	0.00	0.00	-	0.01	-	-	-	-	-	-	-	-	-	-	-	1,875		
1,900	0.00	0.00	0.00	-	1,061.00	-	-	-	-	-	-	-	-	-	-	0.00	0.00	0.00	-	0.01	-	-	-	-	-	-	-	-	-	-	-	1,900		
1,925	0.00	0.00	0.00	-	1,036.00	-	-	-	-	-	-	-	-	-	-	0.00	0.00	0.00	-	0.01	-	-	-	-	-	-	-	-	-	-	-	1,925		
1,950	0.00	0.00	0.00	-	1,011.00	-	-	-	-	-	-	-	-	-	-	0.00	0.00	0.00	-	0.01	-	-	-	-	-	-	-	-	-	-	-	1,950		
1,975	0.00	0.00	0.00	-	986.00	-	-	-	-	-	-	-	-	-	-	0.00	0.00	0.00	-	0.01	-	-	-	-	-	-	-	-	-	-	-	1,975		
2,000	0.00	0.00	0.00	-	961.00	-	-	-	-	-	-	-	-	-	-	0.00	0.00	0.00	-	0.01	-	-	-	-	-	-	-	-	-	-	-	2,000		
2,050	0.00	0.00	0.00	-	912.00	-	-	-	-	-	-	-	-	-	-	0.00	0.00	0.00	-	0.01	-	-	-	-	-	-	-	-	-	-	-	2,050		
2,100	0.00	0.00	0.00	-	862.00	-	-	-	-	-	-	-	-	-	-	0.00	0.00	0.00	-	0.01	-	-	-	-	-	-	-	-	-	-	-	2,100		
2,150	0.00	0.00	0.00	-	812.00	-	-	-	-	-	-	-	-	-	-	0.00	0.00	0.00	-	0.01	-	-	-	-	-	-	-	-	-	-	-	2,150		
2,200	0.00	0.00	0.00	-	762.00	-	-	-	-	-	-	-	-	-	-	0.00	0.00	0.00	-	0.01	-	-	-	-	-	-	-	-	-	-	-	2,200		
2,250	0.00	0.00	0.00	-	712.00	-	-	-	-	-	-	-	-	-	-	0.00	0.00	0.00	-	0.02	-	-	-	-	-	-	-	-	-	-	-	2,250		
2,300	0.00	0.00	0.00	-	662.00	-	-	-	-	-	-	-	-	-	-	0.00	0.00	0.00	-	0.08	-	-	-	-	-	-	-	-	-	-	-	2,300		
2,350	0.00	0.00	0.00	-	612.00	-	-	0.00	0.00	0.00	-	592.00	-	-	-	0.00	0.00	0.00	-	0.25	-	-	0.00	0.00	0.00	-	0.30	-	-	-	2,350			
2,400	0.00	0.00	0.00	-	562.00	-	-	0.00	0.00	0.00	-	543.00	-	-	-	0.00	0.00	0.00	-	0.71	-	-	0.00	0.00	0.00	-	0.65	-	-	-	2,400			
2,450	0.00	0.00	0.00	-	512.00	-	-	0.00	0.00	0.00	-	493.00	-	-	-	0.00	0.00	0.00	-	0.01	-	-	0.00	0.00	0.00	-	1.30	-	-	-	2,450			
2,500	0.00	0.00	0.00	-	462.00	-	-	0.00	0.00	0.00	-	445.00	-	-	-	0.00	0.00	0.00	-	0.04	-	-	0.00	0.00	0.00	-	2.50	-	-	-	2,500			
2,550	0.00	0.00	0.00	-	412.00	-	-	0.00	0.00	0.00	-	397.00	-	-	-	0.00	0.00	0.00	-	0.15	-	6	0.00	0.00	0.00	-	4.60	-	-	-	2,550			
2,600	0.00	0.00	0.00	-	363.00	-	20	0.00	0.00	0.00	-	350.00	-	-	-	0.00	0.00	0.00	-	0.45	-	9	0.00	0.00	0.00	-	7.80	-	-	-	2,600			
2,650	0.00	0.00	0.00	-	314.00	-	80	0.00	0.00	0.00	-	305.00	-	-	-	0.00	0.00	0.00	-	1.20	-	358	0.00	0.00	0.00	-	12.75	-	-	-	2,650			
2,700	0.00	0.00	0.00	-	265.00	-	40	0.00	0.00	0.00	-	263.00	-	-	-	0.00	0.00	0.00	-	2.90	-	253	0.00	0.00	0.00	-	19.75	-	-	-	2,700			
2,750	0.00	0.00	0.00	-	219.00	-	20	0.00	0.00	0.00	-	223.00	-	-	-	0.00	0.00	0.00	-	6.40	-	60	0.00	0.00	0.00	-	29.50	-	-	-	2,750			
2,800	0.00	0.00	0.00	-	175.00	-	142	170.00	170.00	170.00	170.00	170.00	1	-	-	0.00	0.00	0.00	-	12.50	-	40	0.00	0.00	0.00	-	42.50	-	-	-	2,800			
2,850	0.00	0.00	0.00	-	135.00	-	-	0.00	0.00	0.00	-	152.00	-	-	-	0.00	0.00	0.00	-	22.75	-	20	0.00	0.00	0.00	-	59.00	-	-	-	2,850			
2,900	73.00	73.00	73.00	73.00	73.00	5	1	0.00	0.00	0.00	-	123.00	-	-	-	55.00	73.00	50.00	50.00	50.00	6	23	0.00	0.00	0.00	-	79.50	-	-	-	2,900			
2,950	50.00	50.00	50.00	50.00	50.00	25	25	0.00	0.00	0.00	-	97.50	-	60	-	75.00	50.00	75.00	75.00	75.00	1	21	121.00	121.00	121.00	121.00	121.00	20	-	-	2,950			
3,000	0.00	0.00	0.00	-	48.50	-	5	0.00	0.00	0.00	-	75.50	-	-	-	103.00	0.00	103.00	103.00	103.00	20	15	152.00	152.00	152.00	152.00	152.00	20	-	-	3,000			
3,050	11.00	11.00	11.00	11.00	11.00	1	5	0.00	0.00	0.00	-	58.00	-	-	-	0.00	11.00	0.00	-	119.00	-	150	0.00	0.00	0.00	-	164.00	-	21	-	3,050			
3,100	0.00	0.00	0.00	-	19.25	-	-	0.00	0.00	0.00	-	43.25	-	-	-	0.00	0.00	0.00	-	156.00	-	-	0.00	0.00	0.00	-	199.00	-	-	-	3,100			
3,150	0.00	0.00	0.00	-	11.25	-	-	0.00	0.00	0.00	-	31.75	-	-	-	0.00	0.00	0.00	-	198.00	-	-	0.00	0.00	0.00	-	237.00	-	-	-	3,150			
3,200	0.00	0.00	0.00	-	6.20	-	-	0.00	0.00	0.00	-	23.00	-	-	-	0.00	0.00	0.00	-	243.00	-	-	0.00	0.00	0.00	-	278.00	-	-	-	3,200			

FTSE/Athex Large Cap

(Trade Unit: 1 Index Point x 2€ - Exercise Style: European, Cash Settlement)

		Call Options												Put Options																						
		June 2023				July 2023				Other Months				June 2023				July 2023				Other Months				Exercise Price										
Exercise Price	Open price	Price max	Price min	Last price	Closing price	Volume	Open Interest	Open price	Price max	Price min	Last price	Closing price	Volume	Open Interest	Volume	Open Interest	Open price	Price max	Price min	Last price	Closing price	Volume	Open Interest	Volume	Open Interest	Volume	Open Interest	Exercise Price								
Totals:							31	338						1	60		0	0						27	955						40	21		0	0	
Number of Trades:							4							1		0									4					2		0				

ALPHA SERVICES HOLD (CR)

(Contract Size: 100 Securities, Exercise Style: American, Physical Delivery)

Call Options														Put Options																			
June 2023							July 2023							Other Months		June 2023							July 2023							Other Months		Exercise Price	
Open price	Price max	Price min	Last price	Closing price	Volume	Open Interest	Open price	Price max	Price min	Last price	Closing price	Volume	Open Interest	Volume	Open Interest	Open price	Price max	Price min	Last price	Closing price	Volume	Open Interest	Open price	Price max	Price min	Last price	Closing price	Volume	Open Interest	Volume	Open Interest		
0.500	0.000	0.000	0.000	0.891	-	-										0.000	0.000	0.000	0.001	-	-											0.005	
0.550	0.000	0.000	0.000	0.841	-	-										0.000	0.000	0.000	0.001	-	-											0.006	
0.600	0.000	0.000	0.000	0.791	-	-										0.000	0.000	0.000	0.001	-	-											0.006	
0.650	0.000	0.000	0.000	0.741	-	-										0.000	0.000	0.000	0.001	-	-											0.007	
0.700	0.000	0.000	0.000	0.691	-	-										0.000	0.000	0.000	0.001	-	-											0.007	
0.750	0.000	0.000	0.000	0.641	-	-										0.000	0.000	0.000	0.002	-	-											0.008	
0.800	0.000	0.000	0.000	0.591	-	-	0.000	0.000	0.000	0.593	-	-				0.000	0.000	0.000	0.001	-	-	0.000	0.000	0.000	0.002	-	-					0.008	
0.850	0.000	0.000	0.000	0.541	-	-	0.000	0.000	0.000	0.543	-	-				0.000	0.000	0.000	0.001	-	-	0.000	0.000	0.000	0.004	-	-					0.009	
0.900	0.000	0.000	0.000	0.491	-	-	0.000	0.000	0.000	0.494	-	-				0.000	0.000	0.000	0.001	-	-	0.000	0.000	0.000	0.001	-	-					0.009	
0.950	0.000	0.000	0.000	0.441	-	-	0.000	0.000	0.000	0.445	-	-				0.000	0.000	0.000	0.003	-	-	0.000	0.000	0.000	0.002	-	-					0.010	
1.000	0.000	0.000	0.000	0.392	-	-	0.000	0.000	0.000	0.397	-	-				0.000	0.000	0.000	0.007	-	-	0.000	0.000	0.000	0.003	-	-					0.010	
1.100	0.000	0.000	0.000	0.293	-	-	0.000	0.000	0.000	0.305	-	-				0.000	0.000	0.000	0.002	-	-	0.000	0.000	0.000	0.012	-	-					0.011	
1.200	0.000	0.000	0.000	0.201	-	-	0.000	0.000	0.000	0.224	-	-				0.000	0.000	0.000	0.010	-	20	0.000	0.000	0.000	0.030	-	-					0.012	
1.300	0.000	0.000	0.000	0.123	-	-	0.000	0.000	0.000	0.155	-	-				0.000	0.000	0.000	0.032	-	-	0.000	0.000	0.000	0.061	-	-					0.013	
1.400	0.000	0.000	0.000	0.067	-	-	0.000	0.000	0.000	0.102	-	-				0.000	0.000	0.000	0.075	-	-	0.000	0.000	0.000	0.108	-	-					0.014	
1.500	0.000	0.000	0.000	0.031	-	-	0.000	0.000	0.000	0.065	-	-				0.000	0.000	0.000	0.139	-	-	0.000	0.000	0.000	0.170	-	-					0.015	
1.600	0.000	0.000	0.000	0.013	-	-	0.000	0.000	0.000	0.039	-	-				0.000	0.000	0.000	0.221	-	-	0.000	0.000	0.000	0.244	-	-					0.016	
1.700	0.000	0.000	0.000	0.005	-	-	0.000	0.000	0.000	0.022	-	-				0.000	0.000	0.000	0.313	-	-	0.000	0.000	0.000	0.328	-	-					0.017	
1.800	0.000	0.000	0.000	0.002	-	-	0.000	0.000	0.000	0.012	-	-				0.000	0.000	0.000	0.411	-	-	0.000	0.000	0.000	0.418	-	-					0.018	
1.900	0.000	0.000	0.000	0.001	-	-	0.000	0.000	0.000	0.006	-	-				0.000	0.000	0.000	0.510	-	-	0.000	0.000	0.000	0.513	-	-					0.019	
2.000	0.000	0.000	0.000	0.002	-	-										0.000	0.000	0.000	0.610	-	-											0.020	
Totals:					0	0							0	0	0							0	20									0	
Number of Trades:					0								0										0.00										0

NATIONAL BANK (CR)

(Contract Size: 100 Securities, Exercise Style: American, Physical Delivery)

Call Options														Put Options																				
June 2023							July 2023							Other Months		June 2023							July 2023							Other Months		Exercise Price		
Open price	Price max	Price min	Last price	Closing price	Volume	Open Interest	Open price	Price max	Price min	Last price	Closing price	Volume	Open Interest	Volume	Open Interest	Open price	Price max	Price min	Last price	Closing price	Volume	Open Interest	Open price	Price max	Price min	Last price	Closing price	Volume	Open Interest	Volume	Open Interest			
1.900	0.000	0.000	0.000	4.07	-	-										0.000	0.000	0.000	0.001	-	-											0.019		
2.000	0.000	0.000	0.000	3.97	-	-										0.000	0.000	0.000	0.002	-	-											0.020		
2.200	0.000	0.000	0.000	3.77	-	-										0.000	0.000	0.000	0.001	-	-											0.022		
2.400	0.000	0.000	0.000	3.57	-	-										0.000	0.000	0.000	0.001	-	-											0.024		
2.600	0.000	0.000	0.000	3.37	-	-										0.000	0.000	0.000	0.001	-	-											0.026		
2.800	0.000	0.000	0.000	3.17	-	-										0.000	0.000	0.000	0.001	-	-											0.028		
3.000	0.000	0.000	0.000	2.97	-	-										0.000	0.000	0.000	0.001	-	-											0.030		
3.200	0.000	0.000	0.000	2.77	-	-	0.000	0.000	0.000		2.78	-	-			0.000	0.000	0.000	0.001	-	-	0.000	0.000	0.000	0.001	-	-					0.032		
3.400	0.000	0.000	0.000	2.57	-	-	0.000	0.000	0.000		2.58	-	-			0.000	0.000	0.000	0.001	-	-	0.000	0.000	0.000	0.001	-	-					0.034		
3.600	0.000	0.000	0.000	2.37	-	-	0.000	0.000	0.000		2.38	-	-			0.000	0.000	0.000	0.002	-	-	0.000	0.000	0.000	0.001	-	-					0.036		
3.800	0.000	0.000	0.000	2.18	-	-	0.000	0.000	0.000		2.18	-	-			0.000	0.000	0.000	0.001	-	-	0.000	0.000	0.000	0.002	-	-					0.038		
4.000	0.000	0.000	0.000	1.98	-	-	0.000	0.000	0.000		1.99	-	-			0.000	0.000	0.000	0.001	-	-	0.000	0.000	0.000	0.004	-	-					0.040		
4.400	0.000	0.000	0.000	1.58	-	-	0.000	0.000	0.000		1.60	-	-			0.000	0.000	0.000	0.001	-	-	0.000	0.000	0.000	0.017	-	-					0.044		
4.800	0.000	0.000	0.000	1.19	-	-	0.000	0.000	0.000		1.24	-	-			0.000	0.000	0.000	0.009	-	-	0.000	0.000	0.000	0.054	-	-					0.048		
5.200	0.000	0.000	0.000	0.818	-	7	0.000	0.000	0.000		0.917	-	-			0.000	0.000	0.000	0.041	-	270	0.000	0.000	0.000	0.130	-	-					0.052		
5.600	0.000	0.000	0.000	0.507	-	-	0.000	0.000	0.000		0.645	-	-			0.000	0.000	0.000	0.130	-	-	0.000	0.000	0.000	0.257	-	-					0.056		
6.000	0.000	0.000	0.000	0.278	-	-	0.000	0.000	0.000		0.431	-	-			0.000	0.000	0.000	0.301	-	-	0.000	0.000	0.000	0.442	-	-					0.060		
6.400	0.000	0.000	0.000	0.133	-	-	0.000	0.000	0.000		0.277	-	-			0.000	0.000	0.000	0.555	-	-	0.000	0.000	0.000	0.689	-	-					0.064		
6.800	0.000	0.000	0.000	0.057	-	-	0.000	0.000	0.000		0.170	-	-			0.000	0.000	0.000	0.880	-	-	0.000	0.000	0.000	0.982	-	-					0.068		
7.200	0.000	0.000	0.000	0.021	-	-	0.000	0.000	0.000		0.100	-	-			0.000	0.000	0.000	1.25	-	-	0.000	0.000	0.000	1.31	-	-					0.072		
7.600	0.000	0.000	0.000	0.007	-	-	0.000	0.000	0.000		0.056	-	-			0.000	0.000	0.000	1.63	-	-	0.000	0.000	0.000	1.67	-	-					0.076		
8.000	0.000	0.000	0.000	0.002	-	-	0.000	0.000	0.000		0.031	-	-			0.000	0.000	0.000	2.03	-	-	0.000	0.000	0.000	2.05	-	-					0.080		
Totals:					0	7						0	0	0							0	270									0	10	0	0
Number of Trades:					0							0	0								0.00									0	0			

OPAP (CR)

(Contract Size: 100 Securities, Exercise Style: American, Physical Delivery)

Call Options														Put Options																		
Exercise Price	June 2023						July 2023						Other Months		June 2023						July 2023						Other Months		Exercise Price			
	Open price	Price max	Price min	Last price	Closing price	Volume	Open Interest	Open price	Price max	Price min	Last price	Closing price	Volume	Open Interest	Volume	Open Interest	Open price	Price max	Price min	Last price	Closing price	Volume	Open Interest	Open price	Price max	Price min	Last price	Closing price		Volume	Open Interest	Volume
8.800	0.000	0.000	0.000	7.49	-	-										0.000	0.000	0.000	0.001	-	-											0.088
9.200	0.000	0.000	0.000	7.09	-	-										0.000	0.000	0.000	0.001	-	-											0.092
9.600	0.000	0.000	0.000	6.69	-	-										0.000	0.000	0.000	0.001	-	-											0.096
10.000	0.000	0.000	0.000	6.29	-	-	0.000	0.000	0.000		6.31	-	-			0.000	0.000	0.000	0.001	-	-		0.000	0.000	0.000	0.001	-	-				0.100
11.000	0.000	0.000	0.000	5.29	-	-	0.000	0.000	0.000		5.32	-	-			0.000	0.000	0.000	0.001	-	-		0.000	0.000	0.000	0.001	-	-				0.110
12.000	0.000	0.000	0.000	4.30	-	-	0.000	0.000	0.000		4.32	-	-			0.000	0.000	0.000	0.001	-	-		0.000	0.000	0.000	0.001	-	-				0.120
13.000	0.000	0.000	0.000	3.30	-	-	0.000	0.000	0.000		3.33	-	-			0.000	0.000	0.000	0.001	-	-		0.000	0.000	0.000	0.007	-	-				0.130
14.000	0.000	0.000	0.000	2.31	-	-	0.000	0.000	0.000		2.37	-	-			0.000	0.000	0.000	0.009	-	-		0.000	0.000	0.000	0.044	-	-				0.140
15.000	0.000	0.000	0.000	1.38	-	-	0.000	0.000	0.000		1.51	-	-			0.000	0.000	0.000	0.084	-	-		0.000	0.000	0.000	0.183	-	-				0.150
16.000	0.000	0.000	0.000	0.658	-	50	0.000	0.000	0.000		0.841	-	-			0.000	0.000	0.000	0.358	-	-		0.000	0.000	0.000	0.511	-	-				0.160
17.000	0.000	0.000	0.000	0.231	-	-	0.000	0.000	0.000		0.401	-	-			0.000	0.000	0.000	0.932	-	-		0.000	0.000	0.000	1.07	-	-				0.170
18.000	0.000	0.000	0.000	0.061	-	-	0.000	0.000	0.000		0.162	-	-			0.000	0.000	0.000	1.76	-	-		0.000	0.000	0.000	1.84	-	-				0.180
19.000	0.000	0.000	0.000	0.011	-	-	0.000	0.000	0.000		0.056	-	-			0.000	0.000	0.000	2.72	-	-		0.000	0.000	0.000	2.74	-	-				0.190
20.000	0.000	0.000	0.000	0.001	-	-	0.000	0.000	0.000		0.016	-	-			0.000	0.000	0.000	3.72	-	-		0.000	0.000	0.000	3.72	-	-				0.200
22.000	0.000	0.000	0.000	0.001	-	-	0.000	0.000	0.000		0.001	-	-			0.000	0.000	0.000	5.72	-	-		0.000	0.000	0.000	5.72	-	-				0.220
Totals:						0	50					0	0	0	0	0							0	0							0	0
Number of Trades:						0						0	0	0	0	0							0.00								0	0



OTE (CR)

(Contract Size: 100 Securities, Exercise Style: American, Physical Delivery)

Call Options														Put Options																					
June 2023							July 2023							Other Months		June 2023							July 2023							Other Months		Exercise Price			
Open price	Price max	Price min	Last price	Closing price	Volume	Open Interest	Open price	Price max	Price min	Last price	Closing price	Volume	Open Interest	Volume	Open Interest	Open price	Price max	Price min	Last price	Closing price	Volume	Open Interest	Open price	Price max	Price min	Last price	Closing price	Volume	Open Interest	Volume	Open Interest				
9.200	0.000	0.000	0.000	5.00	-	-	0.000	0.000	0.000	5.02	-	-				0.000	0.000	0.000	0.001	-	-	0.000	0.000	0.000	0.001	-	-				0.092				
9.600	0.000	0.000	0.000	4.60	-	-	0.000	0.000	0.000	4.62	-	-				0.000	0.000	0.000	0.001	-	-	0.000	0.000	0.000	0.001	-	-				0.096				
10.000	0.000	0.000	0.000	4.20	-	-	0.000	0.000	0.000	4.22	-	-				0.000	0.000	0.000	0.001	-	-	0.000	0.000	0.000	0.001	-	-				0.100				
11.000	0.000	0.000	0.000	3.20	-	-	0.000	0.000	0.000	3.23	-	-				0.000	0.000	0.000	0.001	-	-	0.000	0.000	0.000	0.003	-	-				0.110				
12.000	0.000	0.000	0.000	2.21	-	-	0.000	0.000	0.000	2.26	-	-				0.000	0.000	0.000	0.001	-	-	0.000	0.000	0.000	0.032	-	-				0.120				
13.000	0.000	0.000	0.000	1.23	-	-	0.000	0.000	0.000	1.39	-	-				0.000	0.000	0.000	0.022	-	-	0.000	0.000	0.000	0.158	-	-				0.130				
14.000	0.000	0.000	0.000	0.445	-	-	0.000	0.000	0.000	0.726	-	-				0.000	0.000	0.000	0.237	-	1	0.000	0.000	0.000	0.493	-	-				0.140				
15.000	0.000	0.000	0.000	0.083	-	-	0.000	0.000	0.000	0.311	-	20				0.000	0.000	0.000	0.877	-	-	0.000	0.000	0.000	1.08	-	-				0.150				
16.000	0.000	0.000	0.000	0.007	-	-	0.000	0.000	0.000	0.108	-	-				0.000	0.000	0.000	1.81	-	-	0.000	0.000	0.000	1.88	-	-				0.160				
17.000	0.000	0.000	0.000	0.001	-	-	0.000	0.000	0.000	0.031	-	-				0.000	0.000	0.000	2.81	-	-	0.000	0.000	0.000	2.82	-	-				0.170				
18.000	0.000	0.000	0.000	0.001	-	-	0.000	0.000	0.000	0.008	-	-				0.000	0.000	0.000	3.81	-	-	0.000	0.000	0.000	3.81	-	-				0.180				
19.000	0.000	0.000	0.000	0.001	-	-	0.000	0.000	0.000	0.002	-	-				0.000	0.000	0.000	4.81	-	-	0.000	0.000	0.000	4.81	-	-				0.190				
20.000	0.000	0.000	0.000	0.001	-	-					-	-				0.000	0.000	0.000	5.81	-	-					-	-				0.200				
22.000	0.000	0.000	0.000	0.001	-	-					-	-				0.000	0.000	0.000	7.81	-	-					-	-				0.220				
24.000	0.000	0.000	0.000	0.001	-	-					-	-				0.000	0.000	0.000	9.81	-	-					-	-				0.240				
Totals:					0	0					0	20	0	0							0	1										0	5	0	0
Number of Trades:					0						0		0								0.00											0		0	

PIRAEUS FINANCIAL HOLD (CR)

(Contract Size: 100 Securities, Exercise Style: American, Physical Delivery)

Call Options														Put Options																		
Exercise Price	June 2023						July 2023						Other Months		June 2023						July 2023						Other Months		Exercise Price			
	Open price	Price max	Price min	Last price	Closing price	Volume	Open Interest	Open price	Price max	Price min	Last price	Closing price	Volume	Open Interest	Volume	Open Interest	Open price	Price max	Price min	Last price	Closing price	Volume	Open Interest	Open price	Price max	Price min	Last price	Closing price		Volume	Open Interest	Volume
0.500	0.000	0.000	0.000		2.30	-	-						-	-			0.000	0.000	0.000		0.001	-	-									0.005
0.550	0.000	0.000	0.000		2.25	-	-						-	-			0.000	0.000	0.000		0.001	-	-									0.006
0.600	0.000	0.000	0.000		2.20	-	-						-	-			0.000	0.000	0.000		0.001	-	-									0.006
0.650	0.000	0.000	0.000		2.15	-	-						-	-			0.000	0.000	0.000		0.001	-	-									0.007
0.700	0.000	0.000	0.000		2.10	-	-						-	-			0.000	0.000	0.000		0.001	-	-									0.007
0.750	0.000	0.000	0.000		2.05	-	-						-	-			0.000	0.000	0.000		0.001	-	-									0.008
0.800	0.000	0.000	0.000		2.00	-	-						-	-			0.000	0.000	0.000		0.001	-	-									0.008
0.850	0.000	0.000	0.000		1.95	-	-						-	-			0.000	0.000	0.000		0.001	-	-									0.009
0.900	0.000	0.000	0.000		1.90	-	-						-	-			0.000	0.000	0.000		0.001	-	-									0.009
0.950	0.000	0.000	0.000		1.85	-	-						-	-			0.000	0.000	0.000		0.001	-	-									0.010
1.000	0.000	0.000	0.000		1.80	-	-						-	-			0.000	0.000	0.000		0.001	-	-									0.010
1.100	0.000	0.000	0.000		1.70	-	-						-	-			0.000	0.000	0.000		0.001	-	-									0.011
1.200	0.000	0.000	0.000		1.60	-	-						-	-			0.000	0.000	0.000		0.001	-	-									0.012
1.300	0.000	0.000	0.000		1.50	-	-						-	-			0.000	0.000	0.000		0.001	-	-									0.013
1.400	0.000	0.000	0.000		1.40	-	-						-	-			0.000	0.000	0.000		0.001	-	-									0.014
1.500	0.000	0.000	0.000		1.30	-	-						-	-			0.000	0.000	0.000		0.002	-	-									0.015
1.600	0.000	0.000	0.000		1.20	-	-	0.000	0.000	0.000		1.21	-	-			0.000	0.000	0.000		0.001	-	-	0.000	0.000	0.000		0.001	-	-		0.016
1.700	0.000	0.000	0.000		1.10	-	-	0.000	0.000	0.000		1.11	-	-			0.000	0.000	0.000		0.002	-	-	0.000	0.000	0.000		0.001	-	-		0.017
1.800	0.000	0.000	0.000		1.00	-	-	0.000	0.000	0.000		1.01	-	-			0.000	0.000	0.000		0.005	-	-	0.000	0.000	0.000		0.002	-	-		0.018
1.900	0.000	0.000	0.000		0.903	-	-	0.000	0.000	0.000		0.911	-	-			0.000	0.000	0.000		0.013	-	-	0.000	0.000	0.000		0.005	-	-		0.019
2.000	0.000	0.000	0.000		0.803	-	-	0.000	0.000	0.000		0.815	-	-			0.000	0.000	0.000		0.001	-	-	0.000	0.000	0.000		0.009	-	-		0.020
2.200	0.000	0.000	0.000		0.606	-	2	0.000	0.000	0.000		0.635	-	-			0.000	0.000	0.000		0.004	-	3	0.000	0.000	0.000		0.027	-	-		0.022
2.400	0.000	0.000	0.000		0.421	-	-	0.000	0.000	0.000		0.473	-	-			0.000	0.000	0.000		0.018	-	-	0.000	0.000	0.000		0.066	-	-		0.024
2.600	0.000	0.000	0.000		0.262	-	-	0.000	0.000	0.000		0.337	-	-			0.000	0.000	0.000		0.059	-	-	0.000	0.000	0.000		0.129	-	-		0.026
2.800	0.000	0.000	0.000		0.144	-	-	0.000	0.000	0.000		0.228	-	-			0.000	0.000	0.000		0.141	-	-	0.000	0.000	0.000		0.220	-	-		0.028
3.000	0.000	0.000	0.000		0.070	-	-	0.000	0.000	0.000		0.150	-	-			0.000	0.000	0.000		0.267	-	-	0.000	0.000	0.000		0.342	-	-		0.030
3.200	0.000	0.000	0.000		0.030	-	-	0.000	0.000	0.000		0.095	-	-			0.000	0.000	0.000		0.427	-	-	0.000	0.000	0.000		0.486	-	-		0.032
3.400	0.000	0.000	0.000		0.011	-	-	0.000	0.000	0.000		0.058	-	-			0.000	0.000	0.000		0.609	-	-	0.000	0.000	0.000		0.649	-	-		0.034
3.600	0.000	0.000	0.000		0.004	-	-	0.000	0.000	0.000		0.034	-	-			0.000	0.000	0.000		0.802	-	-	0.000	0.000	0.000		0.826	-	-		0.036
3.800	0.000	0.000	0.000		0.001	-	-	0.000	0.000	0.000		0.019	-	-			0.000	0.000	0.000		1.00	-	-	0.000	0.000	0.000		1.01	-	-		0.038
Totals:						0	2						0	0	0	0						3							0	0	0	0
Number of Trades:						0							0		0							0.00							0		0	

PPC (CR)

(Contract Size: 100 Securities, Exercise Style: American, Physical Delivery)

Call Options														Put Options																		
June 2023							July 2023							Other Months		June 2023							July 2023							Other Months		Exercise Price
Open price	Price max	Price min	Last price	Closing price	Volume	Open Interest	Open price	Price max	Price min	Last price	Closing price	Volume	Open Interest	Volume	Open Interest	Open price	Price max	Price min	Last price	Closing price	Volume	Open Interest	Open price	Price max	Price min	Last price	Closing price	Volume	Open Interest	Volume	Open Interest	
3.400	0.000	0.000	0.000	6.03	-	-										0.000	0.000	0.000	0.001	-	-											0.034
3.600	0.000	0.000	0.000	5.83	-	-										0.000	0.000	0.000	0.001	-	-											0.036
3.800	0.000	0.000	0.000	5.64	-	-										0.000	0.000	0.000	0.001	-	-											0.038
4.000	0.000	0.000	0.000	5.44	-	-										0.000	0.000	0.000	0.001	-	-											0.040
4.400	0.000	0.000	0.000	5.04	-	-										0.000	0.000	0.000	0.001	-	-											0.044
4.800	0.000	0.000	0.000	4.64	-	-										0.000	0.000	0.000	0.001	-	-											0.048
5.200	0.000	0.000	0.000	4.24	-	-										0.000	0.000	0.000	0.001	-	-											0.052
5.600	0.000	0.000	0.000	3.84	-	-										0.000	0.000	0.000	0.001	-	-											0.056
6.000	0.000	0.000	0.000	3.44	-	-	0.000	0.000	0.000		3.45	-	-			0.000	0.000	0.000	0.003	-	-	0.000	0.000	0.000	0.000	0.001	-	-				0.060
6.400	0.000	0.000	0.000	3.04	-	-	0.000	0.000	0.000		3.05	-	-			0.000	0.000	0.000	0.011	-	-	0.000	0.000	0.000	0.000	0.002	-	-				0.064
6.800	0.000	0.000	0.000	2.64	-	-	0.000	0.000	0.000		2.66	-	-			0.000	0.000	0.000	0.001	-	-	0.000	0.000	0.000	0.000	0.008	-	-				0.068
7.200	0.000	0.000	0.000	2.24	-	-	0.000	0.000	0.000		2.27	-	-			0.000	0.000	0.000	0.002	-	-	0.000	0.000	0.000	0.000	0.021	-	-				0.072
7.600	0.000	0.000	0.000	1.85	-	61	0.000	0.000	0.000		1.90	-	-			0.000	0.000	0.000	0.009	-	3	0.000	0.000	0.000	0.000	0.050	-	-				0.076
8.000	0.000	0.000	0.000	1.47	-	-	0.000	0.000	0.000		1.56	-	-			0.000	0.000	0.000	0.030	-	10	0.000	0.000	0.000	0.000	0.102	-	-				0.080
8.400	0.000	0.000	0.000	1.12	-	39	0.000	0.000	0.000		1.24	-	-			0.000	0.000	0.000	0.078	-	5	0.000	0.000	0.000	0.000	0.184	-	-				0.084
8.800	0.820	0.820	0.820	0.820	0.820	30	374	0.000	0.000	0.000		0.963	-	-			0.000	0.000	0.000	0.165	-	1	0.000	0.000	0.000	0.305	-	-				0.088
9.200	0.000	0.000	0.000	0.550	-	-	0.000	0.000	0.000		0.727	-	-			0.000	0.000	0.000	0.308	-	-	0.000	0.000	0.000	0.000	0.468	-	-				0.092
9.600	0.291	0.315	0.291	0.310	0.310	13	2	0.000	0.000	0.000		0.533	-	-			0.000	0.000	0.000	0.512	-	-	0.000	0.000	0.000	0.674	-	-				0.096
10.000	0.000	0.000	0.000	0.212	-	-	0.000	0.000	0.000		0.380	-	-			0.000	0.000	0.000	0.770	-	-	0.000	0.000	0.000	0.000	0.921	-	-				0.100
11.000	0.000	0.000	0.000	0.045	-	-	0.000	0.000	0.000		0.146	-	-			0.000	0.000	0.000	1.61	-	-	0.000	0.000	0.000	0.000	1.69	-	-				0.110
12.000	0.000	0.000	0.000	0.007	-	-	0.000	0.000	0.000		0.048	-	-			0.000	0.000	0.000	2.57	-	-	0.000	0.000	0.000	0.000	2.60	-	-				0.120
13.000	0.000	0.000	0.000	0.001	-	-	0.000	0.000	0.000		0.014	-	-			0.000	0.000	0.000	3.57	-	-	0.000	0.000	0.000	0.000	3.57	-	-				0.130
14.000	0.000	0.000	0.000	0.001	-	-	0.000	0.000	0.000		0.003	-	-			0.000	0.000	0.000	4.57	-	-	0.000	0.000	0.000	0.000	4.57	-	-				0.140
Totals:					43	476						0	0	0	0	0	43	19						0	0	0	0	0	0	0	0	0
Number of Trades:					4							0	0	0	0	0.00							0	0	0	0	0	0	0	0	0	0

Lending Products	Underlying Title	Multilateral Transactions[1]					Bilateral Transactions[2]		Stock Borrowing through OTC (volume)[3]
		Open Interest[5]	Volume(Offered)	Average Weighted	Transactions volume	Average Weighted	Transactions Volume	Average Weighted	Transactions Volume
ADMIEBOR	ADMIE (IPTO) HOLDING S.A. (CR)	---	---	---	---	---	---	410,153	
AEGNBOR	AEGEAN AIRLINES (CR)	---	---	---	---	---	---	24,094	
ALPHABOR	ALPHA SERVICES HOLD (CR)	---	---	---	---	---	---	58,539,276	
ALMYBOR	ALUMIL (CR)	---	---	---	---	---	---	---	
OTOELBOR	AUTOHELLAS SA (CR)	10,210	---	---	---	---	---	82,362	
AVAXBOR	AVAX S.A. (CR)	---	---	---	---	---	---	---	
EEEBOR	CC HBC AG (CR)	8,986	---	---	---	---	---	47,768	
CENERBOR	CENERGY HOLDINGS (CB)	---	---	---	---	---	---	---	
ELLAKTORBOR	ELLAKTOR (CR)	9,960	---	---	---	---	---	14,176	
ELHABOR	ELVALHALCOR (CR)	29,639	---	---	---	---	---	64,887	
EUROBBOR	EUROBANK HOLDINGS (CR)	109,587	---	---	---	---	---	34,175,324	
EYDAPBOR	EYDAP S.A. (CR)	18,351	---	---	---	---	---	195,574	
FFGRPBOR	FOLLI FOLLIE (CR)	---	---	---	---	---	---	886,310	
FOYRKBOR	FOURLIS (CR)	1	---	---	1	---	---	15,104	
GEKTERNABOR	GEK TERNA (CR)	---	---	---	---	---	---	55,951	
SARBOR	GR. SARANTIS S.A. (CR)	564	---	---	---	---	---	58,034	
EXAEBOR	HELLENIC EXCHANGES-A.S.E. (CR)	4,200	---	---	1,500	4.50%	---	207,401	
ELPEBOR	HELLENIQ ENERGY (CR)	---	---	---	---	---	---	394,893	
INTRKBOR	INTRACOM HOLDINGS (CR)	---	---	---	---	---	---	---	
INKATBOR	INTRAKAT (CR)	---	---	---	---	---	---	---	
BELABOR	JUMBO SA (CR)	55,936	---	---	---	---	---	302,523	
LAMDABOR	LAMDA DEVELOPMENT SA (CR)	---	---	---	---	---	---	489,443	
MIGBOR	MIG (CR)	1,881	---	---	---	---	---	40,179	
MOHBOR	MOTOR OIL (CR)	26,014	---	---	---	---	---	893,705	
MYTILBOR	MYTILINEOS (CR)	25,750	---	---	---	---	---	118,381	
ETEBOR	NATIONAL BANK (CR)	1,500	---	---	---	---	---	10,661,160	
OPAPBOR	OPAP (CR)	2,000	---	---	---	---	---	1,452,269	
HTOBOR	OTE (CR)	---	---	---	---	---	---	1,072,901	
PPABOR	P.P.A. S.A. (CR)	3,250	---	---	---	---	---	65,287	
TPEIRBOR	PIRAEUS FINANCIAL HOLD (CR)	5,000	---	---	28,006	8.38%	---	918,243	
PPCBOR	PPC (CR)	3,000	---	---	---	---	---	1,697,456	

## Stock Lending Notes

[1] - Multilateral contracts Lending or Borrowing as per Methods 8-1, 8-2 and 8-3-3 (According to ATHEX BoD Resolution No.17)

[2] - Bilateral Contracts Lending or Borrowing as per Methods 8-3-1 and 8-3-2 (According to ATHEX BoD Resolution No.20 )

[3] - The information concerning OTC Stock Borrowing Transactions is based on the statements of the Dematerialised Securities System (DSS) operators involved and refers to volumes that have been registered up until the previous working day.

[4] - Average Price (Volume weighted)

[5] - The Data concerning Open Interest before the start of trading session

Lending Products	Underlying Title	Open Interest[5]	Multilateral Transactions[1]				Bilateral Transactions[2]		Stock Borrowing through OTC (volume)[3]	
			Volume(Offered)	Average Weighted	Transactions volume	Average Weighted	Transactions Volume	Average Weighted	Transactions Volume	
QUALBOR	QUALITY & RELIABILITY SA (CR)	---	---	---	---	---	---	---	---	
QUESTBOR	QUEST HOLDINGS (CR)	10,543	---	---	---	---	---	---	58,355	
TENERGYBOR	TERNA ENERGY (CR)	---	---	---	---	---	---	---	103,498	
TITCBOR	TITAN CEMENT (CB)	4,920	---	---	2,500	4.50%	---	---	446,487	
VIOBOR	VIOHALCO SA/NV (CB)	22,177	---	---	---	---	---	---	---	

## Stock Lending Notes

[1] - Multilateral contracts Lending or Borrowing as per Methods 8-1, 8-2 and 8-3-3 (According to ATHEX BoD Resolution No.17)

[2] - Bilateral Contracts Lending or Borrowing as per Methods 8-3-1 and 8-3-2 (According to ATHEX BoD Resolution No.20 )

[3] - The information concerning OTC Stock Borrowing Transactions is based on the statements of the Dematerialised Securities System (DSS) operators involved and refers to volumes that have been registered up until the previous working day.

[4] - Average Price (Volume weighted)

[5] - The Data concerning Open Interest before the start of trading session

## Sectors codification for listed companies

12003-	ETF	10101010	Computer Services
10101015	Software	10102030	Computer Hardware
15101010	Telecommunications Equipment	15102015	Telecommunications Services
20101010	Health Care Facilities	20101025	Health Care Services
20102010	Medical Equipment	20103015	Pharmaceuticals
30101010	Banks	30202000	Diversified Financial Services
30202010	Asset Managers & Custodians	30202015	Investment Services
30204000	Closed End Investments	30302010	Full Line Insurance
30302015	Insurance Brokers	30302025	Property and Casualty Insurance
35101010	Real Estate Holding and Development	35101015	Real Estate Services
35102000	Diversified REITs	35102030	Office REITs
40201040	Rental & Leasing Services: Consumer	40202010	Home Construction
40202015	Household Furnishings	40202020	Household Appliance
40203040	Electronic Entertainment	40203045	Toys
40204020	Clothing & Accessories	40301010	Entertainment
40301030	Publishing	40301035	Radio & TV Broadcasters
40401010	Diversified Retailers	40401020	Apparel Retailers
40401025	Home Improvement Retailers	40401030	Specialty Retailers
40501010	Airlines	40501015	Travel & Tourism
40501020	Casinos & Gambling	40501025	Hotels & Motels
45101015	Distillers & Vintners	45101020	Soft Drinks
45102010	Farming Fishing Ranching & Plantations	45102020	Food Products
45103010	Tobacco	45201010	Food Retailers & Wholesalers
45201020	Personal Products	50101010	Construction
50101020	Building Roof/Wallboard and Plumbing	50101030	Cement
50101035	Building Materials: Other	50202010	Electrical Components
50203000	Diversified Industrials	50203015	Plastics
50203030	Containers & Packaging	50204000	Machinery: Industrial
50204020	Machinery: Construction & Handling	50205010	Industrial Suppliers
50205020	Back Office Support HR & Consulting	50205030	Forms & Bulk Printing Services
50206015	Commercial Vehicles & Parts	50206030	Marine Transportation
50206060	Transportation Services	55101000	Diversified Materials
55101020	Textile Products	55102000	General Mining
55102010	Iron & Steel	55102015	Metal Fabricating
55102035	Aluminum	60101020	Oil Refining and Marketing
65101010	Alternative Electricity	65101015	Conventional Electricity
65102030	Water		



**ATHEX**  
Athens Stock Exchange

Λεωφ. Αθηνών 110 104 42 Αθήνα  
110, Athinon Ave. GR 104 42 Athens  
tel. (+30)210-33.66.800, fax (+30)210-33.66.101  
[www.athexgroup.gr](http://www.athexgroup.gr)