

23

Ημερήσιο Δελτίο  
Συναλλακτικής Δραστηριότητας

Daily Official List  
of Trading Activity

Tuesday, 23 May, 2023

Year: 144 Trading Day No: 95



**ATHEXGROUP**  
Athens Exchange Group

**Disclaimer:**

Hellenic Exchanges-Athens Stock Exchange S.A endeavours to ensure that the data and other material ("Information") presented on the Daily Official List are accurate and complete, but it is not liable for any errors or omissions of data or /and for the accuracy, credibility, updating and completeness of the aforesaid information nor it has any liability arising directly or indirectly from the use of the above Information.

The Company is not liable for the accuracy of the data included in listed companies' announcements. Only the sender of such an announcement is fully and solely liable for any infringement of third party's rights from the content of such announcement. All contents of the Daily Official List are provided only for information purposes and do not constitute investment advice or solicitation to invest in securities or other products listed for trading on the Exchange.

You acknowledge and agree that the Company is the owner of any property rights related to any Information appearing on the Daily Official List including intellectual property rights copyright, trademarks, etc.

The above data are a property of the Hellenic Exchanges-Athens Exchange and are copyright protected. Users are forbidden to reproduce, modify, copy, sale, transmit or redistribute, by all reproduction means and methods, part or the whole of the above data, without reference to their source.

The commercial exploitation of these data is, also, forbidden by third parties. Hellenic Exchanges-Athens Exchange does not carry any responsibility, direct or indirect, derived from usage or accidental alteration of the above data when used by third parties.

---

**Hellenic Exchanges – Athens Stock Exchange S.A.**

110 Athinon Ave., 10442 Athens, Tel: (210) 33.66.800, Fax: (210) 32.13.938

[www.athexgroup.gr](http://www.athexgroup.gr)

---

**Thessalonica Stock Exchange Center (T.S.E.C)**

16-18 Katouni Str., Thessalonica 546 25 Tel: (2310) 567.667, Fax: (2310) 530.545

**Athex Members Guarantee Fund**

14-16 Fidiou Str., Athens 106 78, Tel: (210) 33.04.682, Fax: (210) 33.04.155

**Hellenic Republic Capital Market Commission**

1 Kolokotroni Str. & 1 Stadiou Str., Athens 10562 Tel: (210) 33.77.100 Fax: (210) 33.77.173

---

**Table of Contents**

---

**Section 1: Statistical Figures of Securities, Derivatives and Lending**

Summary of Markets

Athex Indices

Analytic Figures for Athex Market's Boards and Categories

Trading Details by Athex Sectors and Financial Instruments (ETFs)

Top 10 best &amp; worst performing Shares

Derivatives Summary

**Section 2: Analytic Figures of Shares Transactions**

Analytic Figures of Shares Transactions

Shares' Notes

**Section 3: Figures of Securities Transactions**

Securities Blocks Details

Shares Rights Details

Stock Borrowing

Forced Sales Details

Forced Sales Registered Shares

Exchange Traded Funds (ETFs) Characteristics

**Section 5: Bonds traded in Fixed Income Assets Market**

Convertible Corporate Bonds - Regulated Market

Non Convertible Corporate Bonds - Regulated Market

Government Bonds

Treasury Bills &amp; Zero Coupon Government Bonds

Government Bonds Traded with the Open Outcry Method

State Banks Bonds

**Section 6: Additional Infos**

Athex &amp; ATHEXClear Members List

List of Stocks under Market Making operations

**Section 7: Derivatives Market Analytic Figures**

Index Futures

Stock Futures

Index Options

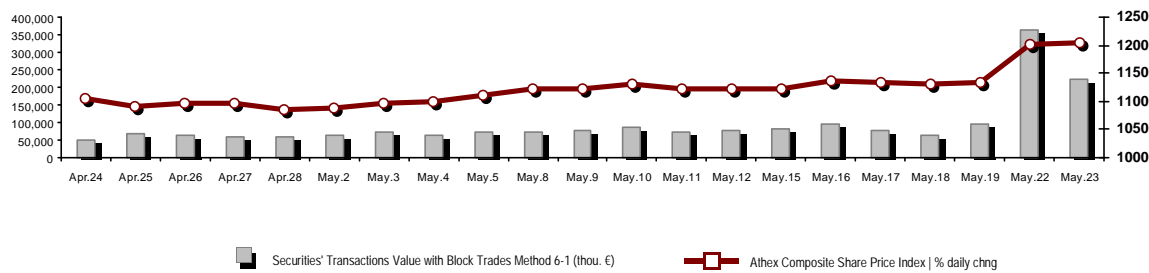
Stock Options

Stock Lending Analytic Figures

**Appendix A: Sectors codification for listed companies**

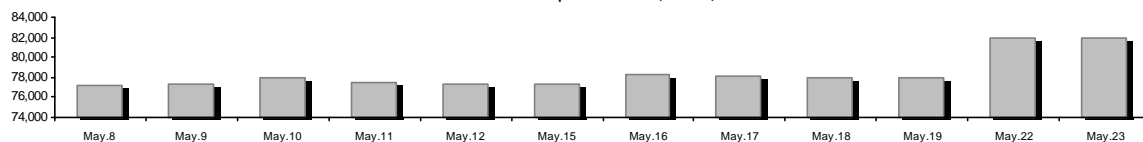
## Summary of Markets

Athex Composite Share Price Index vs Shares and Derivatives Transactions Value

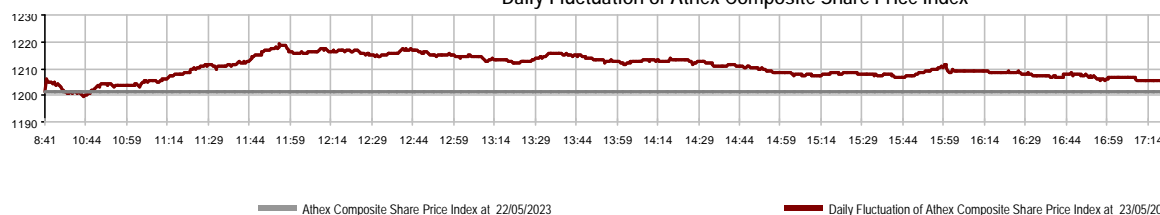


Athex Capitalisation (mill. €) **:	81,955.46		Derivatives Total Open Interest	414,495
Daily change: mill. €   %	52.90	0.06%	in Index Futures   % daily chng	7,039 4.11%
Yearly Avg Capitalisation: mill. €   % chng prev year Avg	73,357.37	16.33%	in Stock Futures   % daily chng	405,375 -4.01%
Athex Composite Share Price Index   % daily chng	1,205.30	0.33%	in Index Options   % daily chng	1,225 12.70%
Athex Composite Share Price Index Capitalisation (mill. €)	74,758.57		in Stock Options   % daily chng	856 -37.34%
Daily change (mill. €)	58.95			
Securities' Transactions Value with Block Trades Method 6-1 (t	221,548.64		Derivatives Contracts Volume:	89,748
Daily change: %	-140,405.55	-38.79%	Daily change: pieces   %	-67,006 -42.75%
YtD Avg Trans. Value: thou. €   % chng prev year Avg	104,227.15	44.26%	YtD Avg Derivatives Contracts % chng prev year Avg	46,477 35.30%
Blocks Transactions Value of Method 6-1 (thou. €)	48,518.72		Derivatives Trades Number:	3,907
Blocks Transactions Value of Method 6-2 & 6-3 (thou. €)	0.00		Daily change: number   %	-3,007 -43.49%
Bonds Transactions Value (thou.€)	1,373.09		YtD Avg Trades number % chng prev year Avg	2,397 16.68%
Securities' Transactions Volume with Block Trades Method 6-1 (tho	60,695.88		Lending Total Open Interest	329,768
Daily change: thou. pieces   %	-42,811.18	-41.36%	Daily change: pieces   %	4,249 1.31%
YtD Avg Volume: % chng prev year Avg	40,591.99	43.18%	Lending Volume (Multilateral/Bilateral)	123,301
Blocks Transactions Volume of Method 6-1 (thou. Pieces)	10,529.97		Daily change: pieces   %	118,552
Blocks Transactions Volume of Method 6-2 & 6-3 (thou. Pieces)	0.00		Multilateral Lending	27,801
Bonds Transactions Volume	1,471,000		Bilateral Lending	95,500
Securities' Trades Number with Block Trades Method 6-1	51,187		Lending Trades Number:	20
Daily change: number   %	-32,273	-38.67%	Daily change: %	0
YtD Avg Trades number % chng prev year Avg	35,793	21.67%	Multilateral Lending Trades Number	16
Number of Blocks Method 6-1	26		Bilateral Lending Trades Number	4
Number of Blocks Method 6-2 & 6-3	0			
Number of Bonds Transactions	171			

Athex Capitalisation (mill. €) \*\*



Daily Fluctuation of Athex Composite Share Price Index



## Athex Indices

Index name	23/05/2023	22/05/2023	pts.	%	Min	Max	Year min	Year max	Year change
Athex Composite Share Price Index	1,205.30 #	1,201.32	3.98	0.33%	1,199.80	1,219.07	929.79	1,219.07	29.63% #
Athex ESG Index	1,385.81 #	1,385.34	0.47	0.03%	1,384.10	1,409.18	1,057.52	1,409.18	31.02% #
FTSE/Athex Large Cap	2,959.98 #	2,959.46	0.52	0.02%	2,956.27	3,012.21	2,250.77	3,012.21	31.47% #
FTSE/Athex Mid Cap Index	1,721.60 #	1,710.93	10.67	0.62%	1,709.78	1,726.72	1,411.43	1,726.72	21.98% #
FTSE/ATHEX High Dividend Yield Index	3,604.36 #	3,596.73	7.63	0.21%	3,596.73	3,641.95	3,028.28	3,641.95	19.02% #
FTSE/ATHEX Global Traders Index Plus	3,318.87 €	3,332.33	-13.46	-0.40%	3,315.34	3,344.09	2,616.09	3,345.59	26.86% #
FTSE/ATHEX Mid & Small Cap Factor-Weighted Ind	4,898.03 €	4,910.65	-12.62	-0.26%	4,889.01	4,932.17	4,353.12	4,965.04	11.43% #
ATHEX Select Index Plus	3,830.63 #	3,807.91	22.72	0.60%	3,796.83	3,837.70	3,071.06	3,837.70	24.73% #
ATHEX Select Index	5,668.05 €	5,784.82	-116.77	-2.02%	5,668.05	5,819.13	4,343.88	6,091.85	30.48% #
FTSE/Athex Market Index	704.88 #	704.66	0.22	0.03%	704.40	716.21	539.21	716.21	30.69% #
Athex Composite Index Total Return Index	2,139.40 #	2,132.32	7.08	0.33%	2,129.63	2,163.83	1,641.17	2,163.83	30.36% #
FTSE/Athex Large Cap Total Return	4,759.57 #	4,758.73	0.84	0.02%			3,623.42	4,759.57	32.17% #
FTSE/Athex Mid Cap Total Return	2,270.06 #	2,255.99	14.07	0.62%			1,881.61	2,270.06	22.20% #
Hellenic Mid & Small Cap Index	1,668.15 #	1,662.80	5.35	0.32%	1,656.18	1,675.34	1,365.14	1,675.34	22.20% #
FTSE/Athex Banks	987.77 €	991.41	-3.64	-0.37%	987.10	1,024.93	640.09	1,024.93	54.20% #
FTSE/Athex Insurance	2,751.62 #	2,713.40	38.22	1.41%	2,713.40	2,751.62	2,652.26	3,042.07	-6.25% €
FTSE/Athex Financial Services	1,253.12 #	1,252.50	0.62	0.05%	1,246.97	1,283.89	672.72	1,375.02	82.83% #
FTSE/Athex Industrial Goods & Services	6,664.79 €	6,670.66	-5.87	-0.09%	6,578.25	6,731.65	4,603.86	6,731.65	43.68% #
FTSE/Athex Retail	1,146.45 €	1,149.02	-2.57	-0.22%	1,129.70	1,153.32	901.21	1,174.91	27.21% #
FTSE/ATHEX Real Estate	3,975.76 €	3,991.72	-15.96	-0.40%	3,918.32	4,021.95	3,750.22	4,461.05	-2.39% €
FTSE/Athex Consumer Goods & Services	12,782.71 €	13,047.60	-264.89	-2.03%	12,782.71	13,144.09	8,974.47	13,239.61	39.58% #
FTSE/Athex Food & Beverage	10,861.26 #	10,827.94	33.32	0.31%	10,827.94	10,964.94	8,101.49	11,188.59	28.29% #
FTSE/Athex Basic Resources	7,797.94 #	7,726.23	71.71	0.93%	7,669.41	7,823.58	6,463.31	7,823.58	20.16% #
FTSE/Athex Construction & Materials	3,995.93 #	3,927.72	68.21	1.74%	3,907.76	4,011.61	3,204.90	4,011.61	24.68% #
FTSE/Athex Energy	5,140.61 #	5,125.03	15.58	0.30%	5,105.47	5,177.13	4,780.16	5,856.79	2.20% #
FTSE/Athex Travel & Leisure	2,788.17 #	2,779.01	9.16	0.33%	2,777.86	2,815.44	2,196.17	2,875.50	25.75% #
FTSE/Athex Technology	2,404.99 #	2,402.80	2.19	0.09%	2,390.23	2,414.93	2,047.81	2,436.58	17.08% #
FTSE/Athex Telecommunications	3,963.45 #	3,943.87	19.58	0.50%	3,943.87	4,021.88	3,511.53	4,391.80	-2.66% €
FTSE/Athex Utilities	5,612.47 #	5,556.21	56.26	1.01%	5,529.76	5,652.96	4,598.77	5,652.96	22.04% #
FTSE/Athex Health Care	398.51 €	399.64	-1.13	-0.28%	398.51	407.57	390.59	469.84	-4.87% €
FTSE/Athex Personal Products	7,227.92 €	7,316.38	-88.46	-1.21%	7,136.43	7,366.80	6,441.87	7,905.24	9.41% #
Athex All Share Index	286.34 #	286.15	0.19	0.07%	286.34	286.34	231.11	286.34	24.37% #
MSCI GREECE REBASED	4,689.57 €	4,710.56	-20.99	-0.45%	4,689.57	4,807.36	4,125.04	4,807.36	--- -
Hellenic Corporate Bond Index	122.65 #	122.19	0.45	0.37%			118.78	122.65	3.07% #
Hellenic Corporate Bond Price Index	87.68 #	87.38	0.30	0.35%			85.96	87.68	1.69% #

Note 1: FTSE/Med 100, Hellenic Corporate Bond Price Index and Hellenic Corporate Bond Index closing prices refer to the previous trading day of 19/05/2023.

Note 2: The Hellenic Mid & Small Cap Index is a Customized index calculated by the Athens Exchange.

## Analytic Figures for Athex Market's Boards and Categories

	Total Traded Securities	Main Market	Surveillance	Exchange Traded Funds (ETFs)
Totals	123	111	11	1
Gain / Lose / Same:	54 / 49 / 20	49 / 46 / 16	4 / 3 / 4	1 / 0 / 0
Athex Capitalisation (mill. €) **	81,955.46	81,607.68	347.78	
Daily Average Trans/ons Value(thou.€)	104,227.15	103,978.73	257.45	37.15
Transactions Value	221,548.64	221,263.89	194.32	90.44
Main Board:	173,029.92	172,745.16	194.32	90.44
Blocks Board 6_2_3:	48,518.72	48,518.72	0.00	0.00
Forced Sales Board:	0.00	0.00	0.00	0.00
Special Terms Board:	0.00	0.00	0.00	0.00
Daily Average Transactions Volume	40,591,988	39,408,478	1,189,858	1,434
Transactions Volume	60,695,876	59,879,502	813,379	2,995
Main Board:	50,165,902	49,349,528	813,379	2,995
Blocks Board 6_2_3:	10,529,974	10,529,974	0	0
Forced Sales Board:	0	0	0	0
Special Terms Board:	0	0	0	0
Daily Average Number of Trades	35,793	35,542	248	3
Number of Trades	51,187	50,982	199	6
Main Board:	51,161	50,956	199	6
Blocks Board 6_2_3:	26	26	0	0
Forced Sales Board:	0	0	0	0
Special Terms Board:	0	0	0	0

## Trading Details by Athex Sectors and Financial Instruments (ETFs)

Code	Sectors	Gain / Lose / Same	Number of Trades	Transactions Volume	Transactions Value	% of Total Trans. Value
3010	- Banks	2 / 3 / 1	20,008	49,533,434	119,111,462.66	53.76%
5510	- Basic Resources	7 / 3 / 4	1,563	589,934	1,822,091.08	0.82%
5010	- Construction & Materials	6 / 8 / 0	3,080	1,078,523	6,242,840.80	2.82%
4020	- Consumer Products & Services	3 / 4 / 2	1,994	389,957	7,380,213.44	3.33%
6010	- Energy	1 / 2 / 1	3,133	418,925	6,801,355.45	3.07%
12000	- Financial Instruments	1 / 0 / 0	6	2,995	90,435.35	0.04%
3020	- Financial Services	2 / 3 / 0	1,429	549,364	2,675,111.55	1.21%
4510	- Food Beverage & Tobacco	4 / 0 / 2	348	75,639	1,874,745.92	0.85%
2010	- Health Care	0 / 3 / 0	111	127,659	64,505.80	0.03%
5020	- Industrial Goods & Services	7 / 4 / 6	3,203	1,164,855	8,872,328.68	4.00%
3030	- Insurance	1 / 0 / 0	1	100	360.00	0.00%
4030	- Media	2 / 0 / 0	16	19,121	9,729.88	0.00%
4520	- Personal Care, Drug & Grocery Stores	2 / 1 / 0	266	118,342	514,939.57	0.23%
3510	- Real Estate	0 / 6 / 1	1,599	372,763	1,737,697.88	0.78%
4040	- Retail	1 / 4 / 1	354	108,124	393,492.61	0.18%
1010	- Technology	6 / 5 / 0	991	764,663	2,433,725.72	1.10%
1510	- Telecommunications	2 / 0 / 0	3,223	1,750,847	24,985,685.94	11.28%
4050	- Travel & Leisure	3 / 2 / 2	3,620	1,117,738	11,150,773.35	5.03%
6510	- Utilities	4 / 1 / 0	6,242	2,512,893	25,387,143.67	11.46%

## Top 10 best &amp; worst performing Shares

## Main Market

With positive Price change	Closing price	change	With negative Price change	Closing price	change
HELLENIC EXCHANGES-A.S.E. (CR)	4.835	5.11% #	MIG (CR)	5.13	-10.78% €
GEK TERNA (CR)	13	4.84% #	KEKROPS SA (CR)	1.045	-4.13% €
PIRAEUS FINANCIAL HOLD (CR)	2.8	4.09% #	ATHENS MEDICAL CENTER SA (CR)	1.42	-3.73% €
AEGEAN AIRLINES (CR)	8.5	3.66% #	NATIONAL BANK (CR)	5.968	-3.43% €
AUSTRIACARD (CB)	11.8	3.51% #	ELINOIL S.A. (CR)	2.18	-2.68% €
UNIBIOS (CR)	0.67	2.76% #	ALUMIL (CR)	2.08	-2.35% €
TERNA ENERGY (CR)	20	2.56% #	JUMBO SA (CR)	22.5	-2.17% €
KORDELLOS BROS SA (CR)	0.582	2.11% #	ELLAKTOR (CR)	2.085	-2.11% €
EYDAP S.A. (CR)	6.6	2.01% #	ELTON SA (CR)	2.55	-1.92% €
PAPOUTSANIS (CR)	2.34	1.74% #	IKTINOS HELLAS SA (CR)	0.52	-1.52% €
With the highest Transactions Value	Value (thou. €)	change	With the highest Transactions Volume	Volume	change
PIRAEUS FINANCIAL HOLD (CR)	54,698.21	4.09% #	PIRAEUS FINANCIAL HOLD (CR)	19,748,302	4.09% #
NATIONAL BANK (CR)	27,360.42	-3.43% €	ALPHA SERVICES HOLD (CR)	17,644,548	1.10% #
OTE (CR)	24,976.73	0.50% #	EUROBANK HOLDINGS (CR)	7,647,957	-0.89% €
ALPHA SERVICES HOLD (CR)	24,784.10	1.10% #	NATIONAL BANK (CR)	4,484,562	-3.43% €
PPC (CR)	16,562.33	0.43% #	PPC (CR)	1,752,238	0.43% #
EUROBANK HOLDINGS (CR)	12,142.89	-0.89% €	OTE (CR)	1,749,433	0.50% #
OPAP (CR)	8,384.59	0.00% -	OPAP (CR)	510,966	0.00% -
TERNA ENERGY (CR)	7,753.91	2.56% #	PROFILE SA (CR)	497,770	-0.58% €
JUMBO SA (CR)	6,960.77	-2.17% €	HELLENIC EXCHANGES-A.S.E. (CR)	496,087	5.11% #
MYTILINEOS (CR)	6,953.05	-0.14% €	TERNA ENERGY (CR)	388,872	2.56% #

Note: Stocks that are not included in the "Under Supervision" category, and the transactions value is more than 10,000 €.

## Derivatives Summary

	Number of Trades	Volume	Open Interest
<b>Index Futures</b>	<b>287</b>	<b>1,699</b>	<b>7,039</b>
FTSE/Athex Banks	24	431	1,379
FTSE/Athex Large Cap	261	1,265	5,497
MSCI GREECE REBASED	2	3	163
<b>Stock Futures</b>	<b>3,562</b>	<b>87,736</b>	<b>405,375</b>
ADMIE (IPTO) HOLDING S.A. (CR)	30	385	12,701
AEGEAN AIRLINES (CR)	173	1,413	1,734
ALPHA SERVICES HOLD (CR)	782	49,215	177,032
AUTOHELLAS SA (CR)	4	8	81
AVAX S.A. (CR)	12	20	443
CC HBC AG (CR)	1	1	235
CENERGY HOLDINGS (CB)	17	97	6,076
ELLAKTOR (CR)	29	97	968
ELVALHALCOR (CR)	87	285	1,368
EUROBANK HOLDINGS (CR)	189	7,168	29,163
EYDAP S.A. (CR)	7	17	516
FOURLIS (CR)	14	29	1,161
GEK TERNA (CR)	90	473	8,240
HELLENIC EXCHANGES-A.S.E. (CR)	45	160	1,720
HELLENIQ ENERGY (CR)	13	25	1,412
INTRACOM HOLDINGS (CR)	5	39	4,403
INTRAKAT (CR)	114	267	9,230
JUMBO SA (CR)	7	10	387
LAMDA DEVELOPMENT SA (CR)	36	119	5,706
MIG (CR)	38	173	1,417
MOTOR OIL (CR)	37	103	1,879
MYTILINEOS (CR)	78	323	2,661
NATIONAL BANK (CR)	551	6,548	16,684
OPAP (CR)	17	190	1,942
OTE (CR)	114	852	11,274
P.P.A. S.A. (CR)	0	0	356
PIRAEUS FINANCIAL HOLD (CR)	500	16,923	68,735
PPC (CR)	266	1,722	20,951
QUEST HOLDINGS (CR)	7	27	113
TERNA ENERGY (CR)	246	730	10,641
TITAN CEMENT (CB)	5	25	510
VIOHALCO SA/NV (CB)	48	292	5,636
<b>Index Options</b>	<b>51</b>	<b>276</b>	<b>1,225</b>
FTSE/Athex Large Cap	51	276	1,225
<b>Stock Options</b>	<b>7</b>	<b>37</b>	<b>856</b>
ALPHA SERVICES HOLD (CR)	0	0	20
NATIONAL BANK (CR)	1	10	277
OPAP (CR)	0	0	50
OTE (CR)	4	21	10
PIRAEUS FINANCIAL HOLD (CR)	0	0	5
PPC (CR)	2	6	494
<b>Total Derivatives Traded</b>	<b>3,907</b>	<b>89,748</b>	<b>414,495</b>



Number of Outstanding Securities	Nominal Value	Dividends [1]			Date of Last Coupon		Note	Shares	Closing price	% change	Previous closing price/date	Open price	Price min	Price max	Last price	Avg price	Last Bid [7]	Last Ask [7]	P/E after tax	Year	Volume	Trades	Transactions Value[8]	Company Mkt Value (thou. €)	Year low	Year high	Sector[4]		
2020	2021	2022	Dividend [2]	Right																									
2,348,908,567	0.290	---	---	---	07/04/2008	18/04/2017	---	ALPHA SERVICES HOLD (CR)	1.385	1.10	P	1.37	22/05/2023	1.39	1.3705	1.44	1.385	1.405	11200@1.38	334769@1.39	---	---	17,644,548	7,213	24,784,097.91	3,253,238.37	1.0015	1.513	30101010
45,033,921	0.050	---	---	---	04/06/2008	27/03/2023	---	ATTICA BANK S.A. (CR)	12.9	-0.77	E	13	22/05/2023	13.08	12.9	13.2	12.9	13.027	57@12.90	69@13.08	---	---	1,119	23	14,576.92	580,937.58	10.62	48.75	30101010
18,176,934	1.00	---	---	---	27/01/2023	---	---	AUSTRIACARD (CB)	11.8	3.51	P	11.4	22/05/2023	11.8	11.5	11.8	11.8	11.634	647@11.50	3000@11.80	---	---	7,401	61	86,106.20	214,487.82	10.4	13.42	10101010
48,624,764	0.080	0.23	0.46	0.65	24/04/2023	05/12/2022	---	AUTOHELLAS SA (CR)	14.02	-0.85	E	14.14	22/05/2023	14.38	14.02	14.38	14.02	14.207	162@14.02	30279@14.14	---	---	27,357	368	388,650.80	681,719.19	10.06	14.38	40201040
190,162,681	---	---	---	---	07/12/2016	---	---	CENERGY HOLDINGS (CB)	5.1	1.19	P	5.04	22/05/2023	5.09	4.97	5.12	5.1	5.067	1221@5.03	2560@5.10	---	---	252,575	601	1,279,753.86	969,829.67	3.015	5.14	50202010
372,553,049	6.70	0.64	0.71	---	07/07/2022	29/04/2013	---	CC HBC AG (CR)	29.02	0.31	P	28.93	22/05/2023	29	28.99	29.3	29.02	29.049	455@29.00	721@29.02	---	---	62,286	275	1,809,358.310	811,489.48	21.54	29.91	45101020
3,710,677,508	0.220	---	---	---	02/05/2008	20/05/2019	---	EUROBANK HOLDINGS (CR)	1.556	-0.89	E	1.57	22/05/2023	1.58	1.55	1.647	1.556	1.588	363761@1.56	37930@1.56	---	---	7,647,957	3,122	12,142,888.64	5,773,814.20	1.0495	1.72	30101010
52,131,944	1.00	---	0.1102	---	30/06/2022	23/07/2019	---	FOURLIS (CR)	4.035	-0.37	E	4.05	22/05/2023	3.96	3.96	4.07	4.035	4.007	100@3.98	1429@4.04	---	---	68,595	239	274,847.24	210,352.39	3.26	4.165	40401010
305,635,185	2.18	0.1	0.1	0.3	11/01/2023	01/10/2003	---	HELLENIO ENERGY (CR)	7.62	-1.04	E	7.7	22/05/2023	7.72	7.59	7.83	7.62	7.7	44@7.61	73@7.63	---	---	149,153	665	1,148,436.08	2,328,940.11	6.93	8.68	60101020
83,600,000	0.880	---	---	---	03/07/2007	23/09/2022	---	INTRACOM HOLDINGS (CR)	1.856	0.76	P	1.842	22/05/2023	1.842	1.826	1.866	1.856	1.848	1000@1.83	500@1.86	---	---	100,468	176	185,711.69	155,161.60	1.678	2.12	10101010
160,523,985	0.300	---	---	---	12/08/2008	30/12/2022	---	INTRAKAT (CR)	1.684	0.84	P	1.67	22/05/2023	1.698	1.66	1.698	1.684	1.683	1030@1.67	3830@1.68	---	---	166,544	295	280,310.02	270,322.39	1.366	1.788	50101010
136,059,759	0.880	0.77	0.77	---	21/03/2023	05/03/2014	---	JUMBO SA (CR)	22.5	-2.17	E	23	22/05/2023	23	22.5	23.3	22.5	22.798	2513@22.50	24819@22.68	---	---	305,327	1,517	6,960,771.14	3,061,344.58	15.61	23.4	40203045
176,736,715	0.300	---	---	---	30/05/2007	27/11/2019	---	LAMDA DEVELOPMENT SA (CR)	5.88	-0.34	E	5.9	22/05/2023	5.93	5.78	5.975	5.88	5.895	11@5.86	2982@5.88	---	---	230,465	1,148	1,358,649.96	1,039,211.88	5.505	6.6	35101010
31,317,025	0.400	---	---	---	26/04/2007	10/05/2023	---	MIG (CR)	5.13	-10.78	E	5.75	22/05/2023	5.7	5.11	5.86	5.13	5.348	781@5.13	1@5.37	---	---	46,879	374	250,703.36	160,656.34	0.987	8.4	30202000
107,222,688	0.440	---	(0.5667)	---	17/06/2022	16/03/2022	---	QUEST HOLDINGS (CR)	5.18	1.17	P	5.12	22/05/2023	5.12	5.12	5.25	5.18	5.218	592@5.18	400@5.20	---	---	35,516	158	185,325.29	555,413.52	4.655	5.46	10101010
78,325,475	---	---	---	---	23/07/2019	---	---	TITAN CEMENT (CB)	16.34	-0.49	E	16.42	22/05/2023	16.42	16.2	16.42	16.34	16.302	123@16.32	9986@16.34	---	---	71,416	648	1,164,204.74	1,279,838.26	12.04	16.84	50101030
259,189,761	0.02	0.1	---	---	03/06/2022	26/02/2016	---	VIOHALCO SANV (CB)	5.1	1.19	P	5.04	22/05/2023	5.05	4.98	5.14	5.1	5.081	3000@5.08	24@5.11	---	---	245,174	726	1,245,705.55	1,321,867.78	3.995	5.14	55102015
144,321,516	0.300	---	---	---	01/07/2011	22/01/2020	---	AVAX S.A. (CR)	0.96	-0.83	E	0.968	22/05/2023	0.957	0.957	0.98	0.96	0.968	500@0.958	2391@0.960	---	---	116,218	206	112,478.51	138,548.66	0.748	1	50101010
232,000,000	2.12	0.1069	0.0854	0.0682	29/08/2022	19/06/2017	---	ADMIE (IPTO) HOLDING S.A. (CR)	1.85	-1.28	E	1.874	22/05/2023	1.874	1.844	1.886	1.85	1.868	100@1.85	700@1.86	14.75	2022	275,336	548	514,347.16	429,200.00	1.64	2.035	65101015
90,167,100	0.500	---	---	---	03/06/2019	24/05/2021	---	AEGEAN AIRLINES (CR)	8.5	3.66	P	8.2	22/05/2023	8.2	8.01	8.5	8.5	8.22	253@8.45	2250@8.52	---	---	311,415	923	2,559,946.43	766,420.35	5.27	8.5	40501010
103,423,291	0.570	---	---	---	01/08/2011	06/09/2022	---	GEK TERNA (CR)	13	4.84	P	12.4	22/05/2023	12.4	12.34	13.08	13	12.846	52@12.96	4@13.04	---	---	328,478	1,204	4,219,613.50	1,344,502.78	10.42	13.08	50101010
382,000,000	2.48	---	---	---	20/07/2015	12/12/2001	---	PPC (CR)	9.43	0.43	P	9.39	22/05/2023	9.5	9.28	9.575	9.43	9.452	2000@9.42	100@9.45	---	---	1,752,238	3,057	16,562,327.45	3,602,260.00	6.6	9.575	65101015
914,715,153	1.00	---	---	---	16/05/2008	29/08/2018	---	NATIONAL BANK (CR)	5.968	-3.43	E	6.18	22/05/2023	6.18	5.95	6.21	5.968	6.101	200@5.96	5000@5.98	---	---	4,484,562	3,953	27,360,416.80	5,459,020.03	3.746	6.3	30101010
375,241,586	0.390	0.01	0.03	---	30/05/2022	14/07/2006	---	ELVALHALCOR (CR)	1.784	0.91	P	1.768	22/05/2023	1.79	1.754	1.792	1.784	1.776	249@1.78	1480@1.79	---	---	250,470	566	444,734.25	669,430.99	1.52	1.894	55102015
348,192,005	0.040	---	---	---	05/07/2011	16/07/2021	---	ELLAKTOR (CR)	2.085	-2.11	E	2.13	22/05/2023	2.16	2.08	2.16	2.085	2.116	3448@2.09	1999@2.13	---	---	153,529	426	324,815.31	725,980.33	1.706	2.455	50101010
60,348,000	0.420	0.07	0.1515	---	08/06/2022	04/08/2021	---	HELLENIC EXCHANGES-A.S.E. (CR)	4.835	5.11	P	4.6	22/05/2023	4.65	4.63	4.87	4.835	4.801	3000@4.81	469@4.84	---	---	496,087	979	2,381,717.06	291,782.58	3.09	4.87	30202015
106,500,000	0.600	---	0.28	---	05/09/2022	13/09/2021	---	EYDAP S.A. (CR)	6.6	2.01	P	6.47	22/05/2023	6.56	6.41	6.6	6.6	6.543	672@6.51	300@6.61	---	---	72,754	424	476,057.19	702,900.00	6.06	7.34	65102030
110,782,980	0.750	---	0.9054	0.4058	21/11/2022	04/11/2013	---	MOTOR OIL (CR)	22.44	0.81	P	22.26	22/05/2023	22.5	22.24	22.56	22.44	22.424	564@22.42	2366@22.44	---	---	250,414	2,392	5,615,234.80	2,485,970.07	20.84	25.82	60101020
142,891,161	0.970	0.378	0.4341	---	24/06/2022	07/07/2017	---	MYTILINEOS (CR)	29.46	-0.14	E	29.5	22/05/2023	29.5	29.04	29.8	29.46	29.454	438@29.38	12583@29.46	---	---	236,066	1,880	6,953,049.28	4,209,573.60	19.94	29.8	50203000
25,000,000	2.00	0.4	0.628	---	25/07/2022	08/08/2003	---	P.P.A. S.A. (CR)	19.5	-1.02	E	19.7	22/05/2023	19.7	19.5	19.86	19.5	19.651	633@19.50	1046@19.78	9.22	2022	10,427	171	204,896.20	487,500.00	15.86	19.86	50206060
363,341,859	0.300	0.55	0.6	0.3	19/10/2022	29/07/2022	---	OPAP (CR)	16.28	---	~	16.28	22/05/2023	16.3	16.28	16.52	16.28	16.409	1847@16.27	345@16.36	---	---	510,966	2,584	8,384,585.64	5,915,205.46	13.02	16.92	40501020
433,664,596	2.83	0.6879	0.8231	---	01/07/2022	18/06/1998	---	OTE (CR)	14.19	0.50	P	14.12	22/05/2023	14.27	14.19	14.41	14.19	14.277	240@14.18	1894@14.20	---	---	1,749,433	3,210	24,976,728.02	6,153,700.62	12.57	15.73	15102015
1,250,367,223	0.930	---	---	---	16/05/2008	14/04/2021	---	PIRAEUS FINANCIAL HOLD (CR)	2.8	4.09	P	2.69	22/05/2023	2.7	2.674	2.8	2.8	2.77	12999@2.78	96118@2.80	---	---	19,748,302	5,599	54,698,213.99	3,501,028.22	1.43	2.8	30101010
43,741,452	0.660	0.16	0.2723	0.0698	30/01/2023	01/11/1999	---	THRACE PLASTICS SA (CR)	4.19	---	~	4.19	22/05/2023	4.2	4.175	4.22	4.19	4.189	19@4.19	700@4.20	---	---	11,252	83	47,135.25	183,276.68	3.76	4.68	50203015
69,877,484	0.780	0.2239	0.1493	0.1495	09/05/2023	13/06/2018	---	GR.																					

Number of Outstanding Securities	Nominal Value	Dividends [1]			Date of Last Coupon		Note	Shares	Closing price	% change	Previous closing price/date	Open price	Price min	Price max	Last price	Avg price	Last Bid [7]	Last Ask [7]	P/E after tax	Year	Volume	Trades	Transactions Value[8]	Company Mkt Value (thou. €)	Year low	Year high	Sector[4]		
2020	2021	2022	Dividend [2]	Right																									
13,126,020	0.660	0.0837	0.1163	---	22/06/2022	04/09/2020	---	AS COMPANY SA (CR)	2.27	1.34	P	2.24	22/05/2023	2.27	2.22	2.28	2.27	2.235	250@2.23	560@2.27	---	---	1,370	10	3,061.70	29,796.07	2.02	2.38	40401030
3,114,144	0.360	0.1558	0.3427	---	14/06/2022	02/06/2020	---	ALPHA TRUST (CR)	5.75	-0.86	E	5.8	22/05/2023	5.85	5.75	5.9	5.8	5.819	120@5.70	200@5.85	---	---	1,770	32	10,299.50	17,906.33	4.32	5.9	30202010
14,000,000	4.15	---	3.42	---	14/09/2022	29/06/1999	---	ALPHA REAL ESTATE SA(CR)	7.62	-0.52	E	7.66	22/05/2023	7.72	7.6	7.72	7.7	7.655	320@7.60	147@7.70	---	---	1,033	11	7,908.10	106,680.00	6.68	9.22	35101015
215,805,843	0.300	0.05	---	---	30/12/2021	15/11/2022	---	ATTICA HOLDINGS (CR)	2.52	---	~	2.52	22/05/2023	2.51	2.51	2.53	2.52	2.52	1000@2.52	33950@2.53	---	---	20,057	9	50,548.12	543,830.72	1.865	2.55	40501015
151,654,947	0.040	---	---	---	01/07/2008	21/02/2020	---	AVE (CR)	0.55	2.23	P	0.538	22/05/2023	0.538	0.538	0.55	0.55	0.548	500@0.532	21139@0.550	---	---	16,130	11	8,845.50	83,410.22	0.506	0.586	40301010
35,764,593	2.10	0.06	0.075	0.1046	02/05/2023	25/11/2019	---	BRIQ PROPERTIES (CR)	1.935	-0.51	E	1.945	22/05/2023	1.94	1.92	1.94	1.94	1.937	951@1.93	1249@1.94	---	---	15,202	49	29,439.75	69,204.49	1.9	2.11	35102030
101,123,806	0.360	---	---	---	22/07/2010	28/06/2011	---	CENTRIC HOLDINGS (CR)	0.277	-0.72	E	0.279	22/05/2023	0.285	0.277	0.285	0.277	0.28	4891@0.277	13500@0.280	---	---	35,255	48	9,874.22	28,011.29	0.263	0.333	40203040
784,500	10.00	---	0.3	---	24/05/2022	31/07/2018	---	CNL CAPITAL (CR)	6.9	1.47	P	6.8	22/05/2023	6.8	6.8	6.95	6.95	6.925	100@6.85	100@6.95	-(6)	2022	279	3	1,931.95	5,413.05	6.8	8	30202010
10,246,800	0.300	---	---	---	06/10/2005	13/02/2002	---	CPI SA (CR)	0.6	-1.64	E	0.61	22/05/2023	0.588	0.584	0.602	0.6	0.587	335@0.586	1933@0.600	---	---	12,432	23	7,302.39	6,148.08	0.548	0.722	10102030
18,680,300	0.050	---	---	---	06/07/2022	---	---	DIMAND (CR)	12.15	-0.41	E	12.2	22/05/2023	12.25	11.75	12.25	12.15	12.009	156@11.95	1351@12.15	---	---	17,310	183	207,868.00	226,965.65	11	14.9	35101010
54,200,000	0.075	---	0.035	---	19/07/2022	23/11/2021	---	EPSILON NET (CR)	8	-1.24	E	8.1	22/05/2023	8.12	7.92	8.12	8	8.015	137@7.98	500@8.05	---	---	5,780	46	46,327.61	433,600.00	6.2	8.36	10101015
40,134,921	0.400	---	---	---	30/08/1993	05/12/2022	---	IDEAL HOLDINGS (CR)	4.74	0.53	P	4.715	22/05/2023	4.715	4.66	4.76	4.74	4.711	971@4.67	50@4.75	---	---	11,386	59	53,644.98	190,239.53	3.38	4.95	10102030
167,868,482	0.300	---	---	---	20/08/2007	28/11/2022	---	LAVIPHARM SA (CR)	0.415	-1.43	E	0.421	22/05/2023	0.423	0.415	0.425	0.415	0.421	1000@0.413	6552@0.420	---	---	119,434	61	50,237.32	69,665.42	0.366	0.48	20103015
4,740,000	0.860	---	---	---	14/03/2003	---	---	LOGISMOS S.A. (CR)	0.95	-2.56	E	0.975	22/05/2023	0.91	0.91	0.97	0.95	0.946	386@0.955	500@0.960	-(6)	2022	4,091	27	3,871.86	4,503.00	0.91	1.1	10101015
17,120,280	0.940	0.06	0.06	---	27/06/2022	02/08/2019	---	LOULIS FOOD (CR)	2.6	1.17	P	2.57	22/05/2023	2.57	2.5	2.6	2.6	2.55	10@2.54	1885@2.60	---	---	3,220	20	8,212.45	44,512.73	2.38	2.82	45102020
4,419,616	1.58	---	---	0.1131	01/03/2023	04/03/2015	---	MEDICON S.A (CR)	3.52	-0.28	E	3.53	22/05/2023	3.54	3.5	3.6	3.6	3.522	10@3.52	20@3.59	---	---	1,141	9	4,018.75	15,557.05	3.45	4.15	20102010
468,700	2.24	3.42	---	---	03/05/2022	21/05/2004	---	MERMEREN KOMB. A.D. PR. (GDR)	37	-1.07	E	37.4	22/05/2023	37	36	37.8	36	37.048	104@36.00	4@37.80	1.24	2022	62	7	2,297.00	17,341.90	31	59	55102000
10,500,000	0.950	---	---	---	24/06/2008	22/07/2022	---	MEVACO SA (CR)	3.44	---	~	3.44	22/05/2023	3.48	3.32	3.48	3.44	3.384	1015@3.32	238@3.44	11.40	2022	4,770	26	16,143.46	36,120.00	2.52	3.5	55102015
87,127,162	0.500	---	---	---	21/05/2008	28/07/2021	---	PREMIA (CR)	1.134	-0.70	E	1.142	22/05/2023	1.136	1.134	1.16	1.134	1.144	2500@1.13	5000@1.13	---	---	81,762	123	93,540.00	98,802.20	1.07	1.36	35101010
24,377,795	0.230	---	---	---	27/06/2022	08/06/2022	---	PROFILE SA (CR)	3.4	-0.58	E	3.42	22/05/2023	3.46	3.38	3.48	3.4	3.448	440@3.39	2300@3.42	---	---	497,770	233	1,716,508.29	82,884.50	2.575	3.56	10101010
27,345,120	0.280	---	---	---	18/07/2005	26/02/2014	---	QUALITY & RELIABILITY SA (CR)	0.604	0.67	P	0.6	22/05/2023	0.606	0.59	0.61	0.604	0.601	1000@0.600	5919@0.608	---	---	47,289	103	28,405.46	16,516.45	0.465	0.614	10101010
6,456,530	1.08	0.0804	0.12	---	14/07/2022	02/08/2010	---	SPACE HELLAS SA (CR)	6.36	0.63	P	6.32	22/05/2023	6.32	6.28	6.38	6.36	6.335	250@6.16	580@6.36	---	---	1,414	13	8,957.92	41,063.53	5.28	6.9	15101010
17,190,046	0.290	---	---	---	16/11/1992	30/11/2022	---	UNIBIOS (CR)	0.67	2.76	P	0.652	22/05/2023	0.656	0.65	0.674	0.67	0.664	700@0.664	1076@0.670	---	---	67,498	64	44,843.79	11,517.33	0.558	0.719	50204000
32,413,681	0.370	---	---	---	15/07/2009	11/05/2000	---	ALUMIL (CR)	2.08	-2.35	E	2.13	22/05/2023	2.15	2.08	2.15	2.08	2.113	2338@2.08	880@2.14	---	---	8,862	48	18,726.53	67,420.46	1.986	2.54	55102035
3,534,269	3.44	(0.4452)	0.8907	---	22/05/2023	19/07/2022	---	ANDROMEDA SA (CR)	7	-1.41	E	7.1	22/05/2023	7.1	6.94	7.16	7	7.004	110@6.94	480@6.98	---	2022	4,349	41	30,459.68	24,739.88	5.9	7.3	30204000
18,810,000	0.400	---	---	---	08/07/2010	14/11/2007	---	VARVERIS - MODA BAGNO SA (CR)	0.66	-0.75	E	0.665	22/05/2023	0.605	0.605	0.66	0.66	0.611	250@0.630	4997@0.660	---	---	34	5	20.79	12,414.60	0.6	0.8	40401025
23,986,500	1.05	---	---	---	26/06/2009	15/03/2000	---	BIOKARPET S.A.(CR)	2.08	1.46	P	2.05	22/05/2023	2.04	2.04	2.1	2.08	2.082	60@2.02	500@2.05	---	---	3,460	16	7,202.05	49,891.92	1.5	2.17	50101035
6,325,000	0.600	---	0.19	---	04/07/2022	17/02/2014	---	VOYATZOGLOU (CR)	2.2	---	~	2.2	22/05/2023	---	---	---	---	---	77@2.12	192@2.24	---	---	---	---	---	13,915.00	1.97	2.48	50205010
24,060,000	0.300	0.035	0.055	0.075	25/04/2023	01/07/2019	---	GEN. COMMERCIAL & IND.SA (CR)	1.305	1.56	P	1.285	22/05/2023	1.295	1.27	1.345	1.285	1.305	60@1.27	20@1.28	8.07	2022	3,310	14	4,321.20	31,398.30	1.175	1.42	50205010
15,878,748	0.480	---	---	---	10/07/2006	22/03/2004	---	DOMIKI KRITIS SA (CR)	0.76	-1.04	E	0.768	22/05/2023	0.752	0.75	0.768	0.76	0.753	220@0.750	85@0.760	---	---	8,245	13	6,208.52	12,067.85	0.71	0.85	50101010
34,720,000	0.310	---	---	---	16/06/2010	01/08/2007	---	DROMEAS SA (CR)	0.324	0.62	P	0.322	22/05/2023	0.324	0.324	0.324	0.324	0.324	200@0.317	1000@0.323	---	---	1,050	2	340.20	11,249.28	0.3	0.389	40202015
13,673,200	0.880	---	---	---	18/07/2008	26/07/2001	---	EVROFARMA SA (CR)	0.84	3.07	P	0.815	22/05/2023	0.82	0.815	0.84	0.84	0.83	200@0.835	549@0.840	---	---	1,151	7	955.60	11,485.49	0.684	0.89	45102020
11,250,000	0.520	---	0.0405	---	01/08/2022	09/11/2015	---	EKTER SA (CR)	1.58	-0.32	E	1.585	22/05/2023	1.6	1.58	1.625	1.58	1.596	450@1.58	2790@1.58	---	---	15,981	33	25,503.65	17,775.00	1.33	1.755	50101010
18,410,839	1.00	0.027	0.262	---	24/08/2022	10/09/2010	---	ELASTRON (CR)	2.7	0.37	P	2.69	22/05/2023	2.71	2.63	2.72	2.7	2.674	30@2.64	6847@2.70	---	---	13,509	47	36,125.06	49,709.27	2.21	2.82	55102010
60,295,607	0.240	---	---	---	09/07/2007	01/07/2021	---	ELGEKA SA (CR)	0.448	2.05	P	0.439	22/05/2023	0.448	0.432	0.449	0.448	0.441	2400@0.432	3416@0.448	---	---	13,236	31	5,831.51	27,012.43	0.38	0.459	45201010
23,828,130	0.500	---	0.0737	---	18/07/2022	17/02/2009	---	ELINOIL S.A. (CR)	2.18	-2.68	E	2.24	22/05/2023	2.13	2.1	2.22	2.18	2.											

## Daily Official List

Year: 144 Trading Day No: 95

## Section 2: Analytic Figures of Shares Transactions

Tuesday, 23 May, 2023

Number of Outstanding Securities	Nominal Value	Dividends [1]			Date of Last Coupon		Note	Shares	Closing price	% change	Previous closing price/date	Open price	Price min	Price max	Last price	Avg price	Last Bid [7]	Last Ask [7]	P/E after tax	Year	Volume	Trades	Transactions Value[8]	Company Mkt Value (thou. €)	Year low	Year high	Sector[4]		
		2020	2021	2022	Dividend [2]	Right																							
26,730,187	0.520	0.08	0.1	---	29/06/2022	01/08/2017	---	ELTON SA (CR)	2.55	-1.92	€	2.6	22/05/2023	2.6	2.55	2.64	2.55	2.589	523@2.55	717@2.59	---	---	26,465	87	68,528.92	68,161.98	2.08	2.64	50205010
30,000,000	0.050	0.06	0.09	---	13/05/2022	11/06/2020	---	ENTERSOFT (CR)	4.76	-0.42	€	4.78	22/05/2023	4.78	4.73	4.78	4.76	4.751	10@4.74	18483@4.76	---	---	19,427	80	92,304.90	142,800.00	3.61	4.94	10101015
36,300,000	1.12	0.223	0.2186	---	14/09/2022	12/12/2007	---	THESSALONIKA WATER & SEWERAGE	3.4	0.89	€	3.37	22/05/2023	3.4	3.37	3.44	3.4	3.398	274@3.38	170@3.42	---	---	23,693	89	80,506.60	123,420.00	3.21	3.66	65102030
14,833,480	0.300	---	---	---	02/06/2010	04/02/2022	---	EUROCONSULTANTS S.A. (CR)	0.664	0.91	€	0.658	22/05/2023	0.67	0.65	0.67	0.666	0.66	1000@0.654	3166@0.660	---	---	12,813	43	8,454.29	9,849.43	0.576	0.674	50205020
86,735,980	0.310	---	---	---	06/07/2009	18/08/2022	---	ATHENS MEDICAL CENTER SA (CR)	1.42	-3.73	€	1.475	22/05/2023	1.495	1.42	1.495	1.42	1.447	956@1.42	1000@1.46	---	---	7,084	41	10,249.73	123,165.09	1.375	1.8	20101025
114,320,400	0.100	---	0.01	---	26/11/2021	05/08/2019	---	IKTINOS HELLAS SA (CR)	0.52	-1.52	€	0.528	22/05/2023	0.53	0.51	0.53	0.52	0.521	1500@0.512	19700@0.520	---	---	146,772	159	76,470.68	59,446.61	0.4855	0.675	50101035
8,226,132	0.450	---	---	---	15/05/2009	13/10/2014	---	ILYDA S.A. (CR)	1.22	0.41	€	1.215	22/05/2023	1.235	1.2	1.235	1.22	1.221	1500@1.17	954@1.22	7.81	2022	23,103	25	28,217.05	10,035.88	1.055	1.41	10101015
2,566,836	0.440	---	0.016	---	15/07/2022	09/01/2007	---	INTERWOOD-XYLEMPORIA (PR)	0.33	---	€	0.33	22/05/2023	---	---	---	---	---	3000@0.252	2500@0.326	---	---	---	---	---	10,678.24	0.192	0.332	50101020
34,986,430	0.440	---	---	---	25/07/2008	23/02/2010	---	INTERWOOD-XYLEMPORIA (CR)	0.281	0.72	€	0.279	22/05/2023	0.281	0.28	0.282	0.28	0.281	1000@0.273	300@0.281	---	---	30,400	29	8,542.40	10,678.24	0.1975	0.3	50101020
18,567,912	0.590	0.12	0.12	---	06/07/2022	26/01/2021	---	INTERLIFE G.C.I.(CR)	3.6	1.41	€	3.55	22/05/2023	3.6	3.6	3.6	3.6	3.6	100@3.55	95@3.64	---	2022	100	1	360.00	66,844.48	3.47	3.98	30302025
8,424,900	0.500	---	---	---	12/07/2010	04/07/2019	---	INTERTECH SA (CR)	1.01	---	€	1.01	22/05/2023	1.01	1.01	1.06	1.01	1.02	14335@1.01	297@1.05	17.44	2022	10,841	49	11,056.47	8,509.15	0.92	1.235	50205010
19,804,134	0.150	---	---	---	01/07/2004	06/11/2017	---	KEKROPS SA (CR)	1.045	-4.13	€	1.09	22/05/2023	1.03	1.025	1.09	1.045	1.044	642@1.05	590@1.07	1.99	2022	18,191	72	18,996.07	20,695.32	0.903	1.4	35101010
40,219,218	0.260	---	---	---	29/08/2022	10/06/2019	---	KLOUKINAS - LAPPAS SA (CR)	0.986	0.20	€	0.984	22/05/2023	0.988	0.98	0.988	0.986	0.983	5003@0.980	767@0.986	---	---	6,930	15	6,811.80	39,656.15	0.5	0.99	50101010
11,510,102	0.890	---	---	---	24/06/2005	06/10/1999	---	NAFPAKTOS TEXTILE (CR)	0.985	---	€	0.985	22/05/2023	---	---	---	---	---	820@0.925	77@0.995	---	---	---	---	---	11,337.45	0.91	1.23	55101020
21,224,340	0.420	0.0035	0.02	---	06/09/2022	25/04/2006	---	KORDELLOS BROS SA (CR)	0.582	2.11	€	0.57	22/05/2023	0.556	0.556	0.606	0.582	0.596	105@0.582	5365@0.600	5.11	2022	46,121	65	27,486.09	12,352.57	0.462	0.7	55102010
33,065,136	0.380	0.2	0.2001	---	18/08/2022	16/09/2013	---	KRI-KRI S.A. (CR)	7.32	---	€	7.32	22/05/2023	7.3	7.3	7.34	7.32	7.315	50@7.26	325@7.38	76.23	2022	7,130	34	52,153.60	242,036.80	6.08	7.34	45102020
18,017,472	0.360	---	---	---	09/09/2022	28/08/2017	---	KTIMA KOSTAS LAZARIDIS SA (CR)	1.72	---	€	1.72	22/05/2023	---	---	---	---	---	120@1.62	1499@1.72	---	---	---	---	---	30,990.05	1.55	1.78	45101015
7,595,160	0.600	---	---	---	10/09/2019	18/08/2010	---	KIRIAKOULIS SHIPPING SA (CR)	0.974	1.88	€	0.956	22/05/2023	0.96	0.95	0.984	0.974	0.954	76@0.934	270@0.974	---	---	680	7	648.86	7,397.69	0.868	1.265	40501015
6,200,000	0.500	---	---	---	22/06/2010	01/11/1995	---	MINERVA KNITWEAR (CR)	0.5	---	€	0.5	22/05/2023	0.505	0.5	0.505	0.5	0.5	1000@0.450	2756@0.500	---	---	209	3	104.55	3,100.00	0.414	0.585	40204020
5,939,268	0.620	---	---	---	10/07/2003	03/01/2002	---	LANAKAM SA (CR)	0.855	-2.84	€	0.88	22/05/2023	0.83	0.82	0.87	0.855	0.847	1000@0.835	915@0.870	---	---	2,224	18	1,883.21	5,078.07	0.716	1.16	40401020
9,819,370	0.500	---	---	---	14/08/2007	09/01/2004	---	MATHIOS REFRACTORY SA (CR)	0.76	---	€	0.76	22/05/2023	0.76	0.76	0.76	0.76	0.76	185@0.700	97@0.745	---	---	20	1	15.20	7,462.72	0.565	0.885	55010100
29,250,000	0.360	0.02	0.0401	---	21/06/2022	25/04/2019	---	MOTODYNAMICS S.A. (CR)	3.17	---	€	3.17	22/05/2023	3.14	3.12	3.2	3.17	3.167	5000@3.16	906@3.17	---	---	35,891	81	113,655.87	92,722.50	2.04	3.37	40401030
32,188,050	1.04	---	---	---	21/07/2008	20/01/2000	---	MOUZAKIS (CR)	0.68	-2.16	€	0.695	22/05/2023	0.71	0.68	0.71	0.68	0.681	499@0.680	33@0.700	---	---	52	3	35.42	21,887.87	0.65	0.806	55101020
43,200,000	1.00	---	0.0824	---	07/09/2022	14/06/2022	---	MPLE KEDROS (CR)	2.42	---	€	2.42	22/05/2023	2.42	2.42	2.42	2.42	2.42	850@2.41	250@2.43	---	---	8,800	13	21,296.00	104,544.00	2.19	2.43	35102000
6,340,000	0.600	0.134	0.17	0.1	09/12/2022	12/01/2023	---	NAKAS MUSIC	2.38	-4.80	€	2.5	22/05/2023	2.38	2.38	2.38	2.38	2.38	20@2.38	300@2.60	---	---	10	1	23.80	15,089.20	2.16	2.7	40401030
10,080,000	3.00	1.42	1.5	1.45	11/05/2023	27/08/2001	---	TPA SA (CR)	23.7	-1.25	€	24	22/05/2023	24	23.6	24	23.7	23.805	9@23.80	119@24.00	---	---	989	18	23,543.30	238,896.00	22.7	26.3	50206060
4,971,466	1.46	---	---	---	04/07/2007	08/10/2003	---	PAIRIS SA (CR)	0.95	---	€	0.95	22/05/2023	0.96	0.94	0.998	0.95	0.968	140@0.942	40@0.950	---	---	10,260	27	9,931.90	4,722.89	0.83	1.18	50203030
27,098,594	0.540	0.07	0.05	0.0401	22/05/2023	14/01/2021	---	PAPOUTSANIS (CR)	2.34	1.74	€	2.3	22/05/2023	2.3	2.3	2.35	2.34	2.303	550@2.32	3985@2.34	21.13	2022	51,755	24	119,209.85	63,410.71	2.25	2.51	45201020
7,070,400	0.930	0.1081	0.3242	---	17/06/2022	06/05/2016	---	PETROPOULOS PETROS (CR)	8	1.27	€	7.9	22/05/2023	7.96	7.94	8.04	8	7.998	30@7.96	3072@8.00	---	---	22,839	93	182,669.30	56,563.20	5.9	8.04	50206015
21,912,599	0.300	---	---	0.048	18/05/2023	23/02/2007	---	REVOIL (CR)	1.39	---	€	1.39	22/05/2023	1.395	1.355	1.41	1.39	1.39	2272@1.36	1238@1.39	---	---	5,188	26	7,212.77	30,458.51	1.21	1.5	60101020
13,582,223	1.35	---	---	---	24/06/2008	02/02/2016	---	SIDMA STEEL (CR)	2.4	1.27	€	2.37	22/05/2023	2.4	2.34	2.43	2.4	2.402	1000@2.38	600@2.41	---	---	9,240	29	22,197.42	32,597.34	1.85	2.85	55102010
40,693,350	5.00	---	---	---	03/07/2006	26/05/2015	---	TECHNICAL OLYMPIC SA (CR)	2.02	-1.46	€	2.05	22/05/2023	2.05	2.02	2.05	2.02	2.039	506@2.01	151@2.03	---	---	9,263	46	18,889.65	82,200.57	1.76	2.41	40202010
3,048,000	0.300	---	---	---	06/07/2007	01/06/2021	---	TZIRAKIAN PROFIL (CR)	1.87	2.75	€	1.82	22/05/2023	1.83	1.82	1.87	1.87	1.845	300@1.84	229@1.87	32.76	2022	2,799	23	5,164.51	5,699.76	1.755	2.22	55102010
10,203,575	0.730	---	---	---	16/07/2007	18/10/1999	---	FIERATEX SA (CR)	0.389	0.26	€	0.388	22/05/2023	0.399	0.38	0.399	0.39	0.389	6201@0.390	484@0.392	---	2022	6,855	16	2,663.59	3,969.19	0.351	0.5	55101020
8,340,750	1.16	---	---	---	25/06/2009	17/09/2018	---	HAIDEMENOS SA (CR)	0.492	0.41	€	0.49	22/05/2023	0.462	0.462	0.492	0.492	0.49	40@0.488	1235@0.492	---	2022	4,322	16	2,116.87	4,103.65	0.452	0.6	50205030

## Main Market - Low Liquidity Class

11,869,224	0.540	0.087	0.136	---	04/07/2022	30/08/2019	---	FLEXOPACK SA (CR)	
------------	-------	-------	-------	-----	------------	------------	-----	-------------------	--

## Daily Official List

Year: 144 Trading Day No: 95

## Section 2: Analytic Figures of Shares Transactions

Tuesday, 23 May, 2023

Number of Outstanding Securities	Nominal Value	Dividends [1]			Date of Last Coupon		Note	Shares	Closing price	% change	Previous closing price/date	Open price	Price min	Price max	Last price	Avg price	Last Bid [7]	Last Ask [7]	P/E after tax	Year	Volume	Trades	Transactions Value[8]	Company Mkt Value (thou. €)	Year low	Year high	Sector[4]	
57,434,884	1.31	---	---	---	05/06/2008	12/06/2009	---	REDS S.A. (CR)	2.68	---	2.68	22/05/2023	---	---	---	---	50@2.54	150@2.64	---	---	---	---	---	153,925.49	2.26	3	35101010	
151,532,467	0.500	0.01	0.02	---	22/07/2022	10/06/2020	---	TRASTOR REAL EST. INV. CO.(CR)	1.03	---	1.03	22/05/2023	---	---	---	---	1000@1.00	1000@1.05	---	---	---	---	---	156,078.44	0.965	1.14	35102000	
15,300,000	0.300	---	---	---	30/07/2009	13/12/1999	---	ATTICA PUBLICATIONS SA (CR)	0.296	1.37 P	0.292	22/05/2023	0.272	0.272	0.296	0.296	1000@0.274	500@0.304	---	---	2,991	5	884.38	4,528.80	0.236	0.39	40301030	
15,000,000	0.300	---	---	---	06/07/2007	18/07/2000	---	DAIOS PLASTICS SA (CR)	3.16	---	3.16	22/05/2023	3.44	3.44	3.44	3.44	250@3.16	10@3.44	---	---	10	1	34.40	47,400.00	2.92	3.52	50203015	
3,307,500	0.210	---	---	---	11/08/2010	30/11/2022	---	ELVE SA (CR)	4.8	2.13 P	4.7	22/05/2023	4.8	4.8	4.8	4.8	50@4.68	95@4.80	18.92	2022	236	4	1,132.80	15,876.00	4.54	5.2	40204020	
2,760,000	11.83	9.4	11	---	14/06/2022	16/07/1990	---	KARELIA (CR)	340	---	340	22/05/2023	---	---	---	---	---	25@350.00	---	---	---	---	---	938,400.00	288	348	45103010	
6,700,000	0.800	0.179	0.047	---	24/08/2022	29/05/2014	---	MILLS KEPENOS (CR)	2.22	1.83 P	2.18	22/05/2023	2.2	2.08	2.22	2.22	2.201	459@2.22	400@2.38	16.40	2022	1,842	11	4,055.16	14,874.00	1.93	2.54	45102020
21,364,000	1.12	---	---	---	29/07/2019	08/03/2023	---	LAMPASA HOTEL SA (CR)	23	-1.71 E	23.4	22/05/2023	23	23	23	23	100@23.00	100@24.00	---	---	100	1	2,300.00	491,372.00	20.6	24	40501025	
8,321,682	0.670	---	---	---	17/08/2007	23/11/1999	---	N. LEVENTERIS (CR)	0.27	---	0.27	22/05/2023	---	---	---	---	1000@0.244	989@0.270	---	2022	---	---	---	2,916.62	0.22	0.364	55102010	
2,160,524	0.670	---	---	---	03/12/2018	23/11/1999	---	N. LEVENTERIS (PR)	0.31	---	0.31	22/05/2023	---	---	---	---	---	110@0.320	---	2022	---	---	---	2,916.62	0.218	0.342	55102010	
27,379,200	0.980	---	---	---	03/07/2020	29/08/2022	---	CRETE PLASTICS SA (CR)	16.9	---	16.9	22/05/2023	16.9	16.9	16.9	16.9	200@16.70	60@17.00	---	---	139	1	2,349.10	462,708.48	14.7	17.1	50203015	
255,494,534	2.71	0.352	0.279	0.11	14/12/2022	30/09/2021	---	PRODEA (CR)	7.65	---	7.65	22/05/2023	---	---	---	---	25@7.70	90@8.00	---	---	---	---	---	1,954,533.19	7.3	8.6	35102000	
4,181,450	0.500	---	---	---	21/08/2000	05/03/2002	---	FLOUR MILLS SARANTOPOULOS SA	0.99	---	0.99	22/05/2023	1.08	1.08	1.08	1.08	1.08	---	180@1.08	---	---	10	1	10.80	4,139.64	0.92	1.5	45102020

## Exchange Traded Funds (ETFs)

906,928	---	---	---	---	15/06/2016	---	---	ALPHA ETF FTSE Athex Large Cap	30	0.67 P	29.8	22/05/2023	30.22	30	30.22	30	30.195	1@29.00	100@32.00	---	---	2,995	6	90,435.35	---	22.5	31	12003
---------	-----	-----	-----	-----	------------	-----	-----	--------------------------------	----	--------	------	------------	-------	----	-------	----	--------	---------	-----------	-----	-----	-------	---	-----------	-----	------	----	-------

## Surveillance

356,314,416	0.060	---	---	---	07/07/2010	21/09/2017	5160	FRIGOGLASS SA (CR)	0.052	---	0.052	22/05/2023	0.054	0.052	0.054	0.052	0.05310000@0.052	10000@0.053	---	---	469,499	42	25,095.95	18,528.35	0.05	0.158	50204000	
65,326,268	0.530	---	---	---	04/07/2007	19/07/2006	4750	SATO SA (CR)	0.033	3.13 P	0.032	22/05/2023	0.033	0.033	0.033	0.033	0.033	---	4999@0.033	---	---	10,760	4	355.08	2,155.77	0.018	0.069	40202015
13,191,620	0.620	---	---	---	04/08/2010	09/09/2002	5232	YALCO - CONSTANTINOU (CR)	0.16	---	0.16	22/05/2023	0.19	0.19	0.19	0.19	0.19	2070@0.128	400@0.188	---	---	500	2	95.00	2,110.66	0.12	0.28	40202020
13,000,000	1.00	---	---	---	01/08/2007	07/04/2000	5093	AKRITAS SA (CR)	0.5	-2.91 E	0.515	22/05/2023	0.472	0.472	0.5	0.5	0.499	500@0.482	575@0.500	---	---	550	7	274.72	6,500.00	0.45	0.67	50101035
221,519,681	0.300	---	---	---	02/07/2008	28/02/2011	4957	ANEK LINES SA (CR)	0.194	2.65 P	0.189	22/05/2023	0.196	0.194	0.196	0.194	0.194	5000@0.191	57030@0.194	---	---	24,200	9	4,698.20	43,900.09	0.177	0.248	40501015
312,163	0.300	---	---	---	02/07/2008	28/02/2011	4959	ANEK LINES SA (PR, Issue '90)	0.072	---	0.072	22/05/2023	---	---	---	---	---	45000@0.086	---	---	---	---	---	---	43,900.09	0.072	0.086	40501015
2,969,713	0.300	---	---	---	02/07/2008	28/02/2011	4958	ANEK LINES SA (PR, Issue '96)	0.304	---	0.304	22/05/2023	---	---	---	---	---	---	400@0.244	---	---	---	---	---	43,900.09	0.173	0.38	40501015
17,579,754	4.16	---	---	---	18/08/2006	02/08/2010	---	BIOTER SA (CR)	0.212	4.95 P	0.202	22/05/2023	0.21	0.21	0.216	0.21	0.214	1000@0.200	867@0.210	---	---	14,300	16	3,054.60	3,726.91	0.198	0.398	50101010
54,654,600	0.050	---	---	---	01/07/1998	30/12/2022	5275	VIS SA (CR)	0.178	10.56 P	0.161	22/05/2023	0.179	0.178	0.179	0.178	0.178	3800@0.161	2604@0.177	---	2022	25,550	13	4,548.60	9,728.52	0.136	0.378	50203030
51,754,364	0.300	---	---	---	23/12/2003	24/01/2007	5197	SELECTED TEXT. IND. ASSOC (CR)	0.12	---	0.12	22/05/2023	0.13	0.13	0.13	0.13	0.1310000@0.121	1279@0.130	---	---	500	2	65.00	6,210.52	0.11	0.202	55101020	
371,337,000	0.300	---	---	---	30/05/2013	01/07/2022	---	INTRALOT (CR)	0.595	-0.83 E	0.6	22/05/2023	0.59	0.58	0.595	0.595	0.591	200@0.590	6620@0.595	---	---	250,320	87	148,046.10	220,945.52	0.565	0.765	40501020
15,842,391	1.51	---	---	---	15/07/2009	12/05/2000	5141	BITROS HOLDING SA (CR)	0.488	---	0.488	22/05/2023	0.488	0.488	0.488	0.488	500@0.464	498@0.486	---	---	1,500	4	732.00	7,731.09	0.408	0.82	55102010	
24,319,250	0.300	---	---	---	09/07/2002	04/07/2007	5165	PROODEFTIKH SA (CR)	0.462	-6.48 E	0.494	22/05/2023	0.494	0.46	0.496	0.462	0.468	1050@0.462	240@0.492	---	---	15,700	13	7,350.30	11,235.49	0.4	0.6	50101010
28,438,268	0.070	---	---	---	21/08/2006	24/11/1999	5253	SPIROY AGRICULTURE SA (CR)	0.19	---	0.19	22/05/2023	---	---	---	---	---	---	100@0.190	---	---	---	---	---	5,403.27	0.15	0.23	45102010
1,011,000	1.00	---	---	---	01/07/2004	11/12/2012	5193	TRIA ALFA SA (CR)	9.5	---	9.5	22/05/2023	---	---	---	---	---	50@7.60	142@9.50	72.76	2022	---	---	---	9,604.50	7.6	16.9	55101020

## Suspension Status

66,948,210	0.300	---	---	---	22/09/2015	22/09/2015	5179	FOLLI FOLLIE (CR)	4.8	---	4.8	24/05/2018	---	---	---	---	---	---	---	---	---	---	---	---	321,351.41	4.8	4.8	40401030	
12,417,000	0.310	---	---	---	27/08/2019	28/08/2017	5233	MLS MULTIMEDIA SA (CR)	0.57	---	0.57	12/05/2020	---	---	---	---	---	---	---	---	---	---	---	---	---	7,077.69	0.57	0.57	10101015
6,330,002	0.300	---	---	---	25/06/2002	15/03/2019	5278	VARVARESSOS (CR)	0.24	---	0.24	02/05/2023	---	---	---	---	---	---	4@0.280	---	---	---	---	---	---	1,519.20	0.16	0.25	55101020
3,961,300	1.28	---	---	---	29/06/2004	03/08/2000	5248	DUROS SA (CR)	0.25	---	0.25	24/04/2023	---	---	---	---	---	---	---	---	---	---	---	---	---	990.33	0.2	0.3	40204020
7,085,888	1.59	---	---	---	02/07/1996	06/09/2010	5216	ELVIEMEK (CR)	2.6	---	2.6	30/09/2019	---	---	---	---	---	---	---	---	---	---	---	---	---	18,423.31	2.6	2.6	35101010

Number of Outstanding Securities	Nominal Value	Dividends [1]			Date of Last Coupon		Note	Shares	Closing price	% change	Previous closing price/date	Open price	Price min	Price max	Last price	Avg price	Last Bid [7]	Last Ask [7]	P/E after tax	Year	Volume	Trades	Transactions Value[8]	Company Mkt Value (thou. €)	Year low	Year high	Sector[4]
7,125,216	0.650	---	---	---	01/07/2005	14/12/1999	4955	KRE.KA SA (CR)	0.28	---	0.28	06/04/2023	---	---	---	---	---	---	---	---	---	---	---	1,995.06	0.17	0.43	45102010
7,734,375	1.00	---	---	---	09/07/2007	07/01/2011	5277	LIVANIS SA (CR)	0.125	---	0.125	28/04/2023	---	---	---	---	841@0.130	---	---	---	---	---	---	966.80	0.12	0.18	40301030

## Shares' Notes

Code	Note text
( )	- Adjusted dividends.
*	- Last adjusted closing price.
[1]	- Net dividends.
[2]	- The "Date of Last Coupon" for New listings refers to the date company's stocks started to trade in Athex
[3]	- The Company Market Value is referred to the number of outstanding shares
[4]	- Sectors codification can be found in Appendix A
[5]	- The Market Value refers to the total number of shares listed (including their several classes) in the exchange by the company.
[6]	- P/E greater than 100
[7]	- Last view of the Order Book before the end of the trading session
[8]	- All Blocks Methods' Transactions Value are included.
4750	- Transfer to the Under Surveillance Category from 8/4/2011.
4955	- Transfer to the Surveillance Category as from 5/4/2013.
4957	- Transfer to the Surveillance Category as from 5/4/2013.
4958	- Transfer to the Surveillance Category as from 5/4/2013.
4959	- Transfer to the Surveillance Category as from 5/4/2013.
5093	- Transfer to the Surveillance Category as of 8/4/2015.
5141	- Transfer to the Surveillance Category as of 10/05/2017.
5160	- Transfer to the Surveillance Category as of 15/04/2016.
5165	- Transfer to the Surveillance Category as of 15/02/2018.
5179	- Suspension of trading as of 25/05/2018.
5193	- Transfer to the Surveillance Category as of 25/10/2018.
5197	- Transfer to the Surveillance Category as of 07/11/2018.
5216	- Suspension of trading as of 01/10/2019.
5232	- Transfer to the Under Surveillance Category from 08/04/2011.
5233	- Suspension of trading as of 13/05/2020.
5248	- Transfer to the Surveillance Category as of 06/09/20116.
5253	- Transfer to the Surveillance Category as of 14/5/2021.
5275	- Transfer to the Surveillance Category as of 09/07/2020.
5277	- Suspension of trading as of 02/05/2023.
5278	- Suspension of trading as of 03/05/2023.

## Securities Blocks Details

Securities	Block Volume	Price	Block Trade Value	Time of approval	Note
OTE (CR)	519,345	14.25	7,400,666.25	11:01:54	20
NATIONAL BANK (CR)	200,000	6.12	1,224,000.00	11:03:10	20
NATIONAL BANK (CR)	150,000	6.12	918,000.00	11:11:04	20
NATIONAL BANK (CR)	114,834	6.16	706,918.10	11:24:43	20
TERNA ENERGY (CR)	25,000	19.70	492,500.00	11:39:38	20
NATIONAL BANK (CR)	74,614	6.20	462,457.57	11:49:08	20
PIRAEUS FINANCIAL HOLD (CR)	1,000,000	2.76	2,758,000.00	12:08:02	20
JUMBO SA (CR)	18,659	23.02	429,530.18	12:16:48	20
OTE (CR)	250,000	14.35	3,587,500.00	12:30:37	20
ALPHA SERVICES HOLD (CR)	238,500	1.42	338,431.50	12:37:58	20
PPC (CR)	50,000	9.40	470,000.00	12:38:35	20
OPAP (CR)	26,070	16.48	429,633.60	12:48:26	20
JUMBO SA (CR)	15,983	23.02	367,928.66	12:49:29	20
PROFILE SA (CR)	430,000	3.45	1,483,500.00	13:01:44	20
PIRAEUS FINANCIAL HOLD (CR)	1,400,000	2.78	3,892,000.00	13:27:00	20
PIRAEUS FINANCIAL HOLD (CR)	1,000,000	2.78	2,780,000.00	13:27:24	20
MOTOR OIL (CR)	25,000	22.48	562,000.00	13:38:55	20
PIRAEUS FINANCIAL HOLD (CR)	1,000,000	2.78	2,780,000.00	13:54:01	20
OPAP (CR)	70,686	16.44	1,162,077.84	14:21:43	20
PIRAEUS FINANCIAL HOLD (CR)	340,000	2.78	943,840.00	16:05:45	20
PIRAEUS FINANCIAL HOLD (CR)	1,133,500	2.77	3,142,062.00	16:18:16	20
EUROBANK HOLDINGS (CR)	521,000	1.60	830,995.00	16:56:53	20
NATIONAL BANK (CR)	200,000	6.00	1,200,000.00	16:57:30	20
PIRAEUS FINANCIAL HOLD (CR)	425,000	2.70	1,149,200.00	16:58:03	20
NATIONAL BANK (CR)	1,001,783	6.16	6,170,983.28	16:59:15	20
PPC (CR)	300,000	9.46	2,836,500.00	17:02:01	20

## Blocks Notes

9 - Method 6-1 / Special Fees

10 - Method 6-1 / Special Fees, SDS

14 - Method 6-3 / Settlement, Incomplete Buy and Sell

18 - Method 6-2 / SPOT 1

19 - Method 6-2 / SPOT 2

20 - Method 6-1 and Method 6-1 Same Day Settlement

21 - Other Pre-agreed

**Shares Rights Details**

Occurred date	Exercise from	Exercise until	Trading until	Rights	Price min	Price max	Closing price	Last Bid	Last Ask	Volume	Trades	Transactions Value
---------------	---------------	----------------	---------------	--------	-----------	-----------	---------------	----------	----------	--------	--------	--------------------

No Rights Transactions.



---

**Forced Sales Details**

---

Securities	Category of Security	Transactions Volume	Number of Trades	Transactions Value	Note
------------	----------------------	------------------------	---------------------	-----------------------	------

---

No Forced Transactions.

---

---

**Forced Sales Notes**

---

- 1 - Compulsory Public Forced Sales
- 2 - Forced Sales of Fixed Registered Shares
- 3 - Forced Sales of Remaining Fractional Shares

## Exchange Traded Funds (ETFs) Characteristics

	Transactions Date (T)	Creation / Redemption	Units (T-1)	New Units (T-1)	Redemption Units (T-1)	Units (T) [1]	Fund Assets [2]	Net Unit Price	Dividend per Unit	Dividend Date
ALPHA ETF FTSE Athex Large Cap	23/05/2023	5,000	906,928	---	---	906,928	27,031,980.00	29.8061	0.52	01/07/2022

## ETFs Notes

[1] - Units (T) = Units (T-1) + New Units (T-1) - Redemption Units (T-1)

[2] - The Creation / Redemption Units of T-1 are included.

## Non Convertible Corporate Bonds - Regulated Market

Num Listed Bonds	Nominal price	Issue price	Today's Rate	Exp. Date	Duration (years)	Note	Coupon		Trading Unit	Corporate Bonds	Accrued Int.	Yield.T.Mat	Price min	Price max	Closing price	Previous closing price/date	Volume	Transactions Value	Last order		ear min	Year max		
							Common	Preferred											Price	Buy / Sell			Date	
100,000	1,000.00	1,000.00	2.95	11/02/2027	5	---	3	---	1	SAFE BULKERS PARTICIPATIONS PLC (Non Convertible)	8.2764	4.7190	---	---	---	93.7500	22/05/2023	---	---	93.3500	B	23/05/2023	89.9269	96.3000
320,000	1,000.00	1,000.00	3.40	21/07/2027	7	---	6	---	1	LAMDA DEVELOPMENT S.A. (Non Convertible)	11.5222	4.6040	93.5000	94.1500	94.1500	93.2320	22/05/2023	45,000	42,731.50	92.8002	B	23/05/2023	91.4001	95.5000
200,000	1,000.00	1,000.00	2.10	27/10/2027	7	---	6	---	1	O.P.A.P. S.A. (Non Convertible)	1.6333	3.7400	92.3600	93.0000	92.9021	92.9800	22/05/2023	64,000	59,561.87	92.2102	B	23/05/2023	91.9800	95.4000
200,000	1,000.00	1,000.00	1.90	23/03/2028	7	---	5	---	1	MOTOR OIL CORINTH REFINERIES SA (Non Convertible)	3.3250	4.1070	89.2500	91.0000	90.2879	90.1560	22/05/2023	432,000	390,791.88	90.0500	B	23/05/2023	87.5500	91.0000
100,000	1,000.00	1,000.00	2.70	25/05/2026	5	---	4	---	1	COSTAMARE PARTICIPATIONS PLC (Non Convertible)	---	4.0630	95.5000	96.0000	95.7000	96.5500	22/05/2023	5,000	4,785.00	95.4000	B	23/05/2023	92.1400	97.0000
300,000	1,000.00	1,000.00	2.30	20/07/2028	7	---	4	---	1	PRODEA REIC S.A.(Non Convertible)	7.9861	5.6730	85.1000	85.5000	85.4000	84.7000	22/05/2023	133,000	114,709.14	85.2000	B	23/05/2023	82.0100	85.8000
150,000	1,000.00	1,000.00	2.65	22/10/2026	5	---	4	---	1	CPLP SHIPPING HOLDINGS PLC (Non Convertible)	2.2819	4.6290	93.5000	94.0000	93.5000	93.8190	22/05/2023	32,000	30,004.72	93.5000	B	23/05/2023	92.5500	96.0000
250,000	1,000.00	1,000.00	2.45	16/11/2028	7	---	4	---	1	ELVALHALCOR S.A. (Non Convertible)	0.6125	4.9440	87.3300	88.4000	88.3000	87.9000	22/05/2023	27,000	23,812.44	88.1000	B	23/05/2023	85.6375	91.0000
500,000	1,000.00	1,000.00	2.75	03/07/2027	7	---	6	---	1	GEK TERNA S.A. (Non Convertible)	10.8472	4.8750	90.8000	91.4500	91.2721	91.2790	22/05/2023	149,000	137,611.71	90.5000	B	23/05/2023	86.8000	91.4999
300,000	1,000.00	1,000.00	2.30	14/12/2028	7	---	3	---	1	GEK TERNA S.A. (Non Convertible)	10.3500	5.2090	86.3500	86.7497	86.5499	86.5250	22/05/2023	2,000	1,751.70	86.3500	B	23/05/2023	82.1339	87.4500
175,000	1,000.00	1,000.00	3.40	26/07/2024	5	---	8	---	1	ATTICA HOLDINGS S.A. (Non Convertible)	11.2389	4.1840	97.7402	98.4800	98.4800	98.0000	22/05/2023	63,000	62,680.26	97.7500	B	23/05/2023	96.6179	98.9000
230,000	1,000.00	1,000.00	4.70	12/07/2029	7	---	2	---	1	LAMDA DEVELOPMENT S.A. (Non convertible)	17.3639	4.6150	99.4900	99.7800	99.4921	99.4900	22/05/2023	28,000	28,378.49	98.9000	B	23/05/2023	94.9889	101.0000
100,000	1,000.00	1,000.00	4.40	26/07/2029	7	---	2	---	1	CPLP SHIPPING HOLDINGS PLC (Non Convertible)	14.5444	4.2630	99.9000	99.9000	99.9000	99.5770	22/05/2023	1,000	1,013.54	99.0008	B	23/05/2023	97.2369	100.8000
200,000	1,000.00	1,000.00	3.60	12/03/2026	7	---	9	---	1	AEGEAN AIRLINES S.A. (Non Convertible)	7.3000	3.7970	96.8600	98.0000	97.9992	98.4920	22/05/2023	114,000	112,338.02	97.0600	B	23/05/2023	95.6301	98.9000
150,000	1,000.00	1,000.00	2.60	22/10/2026	7	---	8	---	1	TERNA ENERGY FINANCE S.A. (Non Convertible)	2.2389	3.9880	93.5003	94.7000	94.6236	94.4610	19/05/2023	174,000	164,679.51	93.5102	B	23/05/2023	92.5000	95.7400
100,000	1,000.00	1,000.00	2.80	25/01/2027	5	---	3	---	1	PREMIA S.A. (Non Convertible)	9.3333	5.5010	---	---	---	90.9990	22/05/2023	---	---	90.0008	B	23/05/2023	87.6862	92.5100
120,000	1,000.00	1,000.00	3.95	04/04/2025	7	---	11	---	1	GEK TERNA S.A. (Non Convertible)	5.5958	3.7390	99.0000	99.5000	99.0124	98.9170	22/05/2023	174,000	173,255.28	98.7500	B	23/05/2023	97.5523	100.0000
20,148	1,000.00	1,000.00	4.95	26/06/2023	5	---	10	---	1	B&F COMM. & GARM. INDUS. S.A. (Non Convertible)	20.4875	3.9710	---	---	---	100.0000	17/05/2023	---	---	99.4000	B	23/05/2023	99.0571	100.6899

## Corporate Bonds Notes

Transactions Volume = (Pieces) \* (Nominal Price). Transactions Value = (Pieces) \* (Nominal Price) \* (price %) + (Accrued interest).

The price of a Bond is stated as a percentage (%) of Bond's Nominal Price.

Nominal Price in Euros (€), except if it is noted differently.

## Non Convertible Corporate Bonds - Regulated Market

Num Listed Bonds	Nominal price	Issue price	Today's Rate	Exp. Date	Duration (years)	Note	Coupon		Trading Unit	Corporate Bonds	Accrued Int.	Yield.T.Mat	Price min	Price max	Closing price	Previous closing price/date	Volume	Transactions Value	Last order			ear min	Year max	
							Common	Preferred											Price	Buy / Sell	Date			
120,000	1,000.00	1,000.00	2.65	06/12/2028	7	---	3	---	1	NOVAL PROPERTY REIC (Non Convertible)	12.5139	5.2170	87.5000	88.1500	87.9500	88.5000	22/05/2023	28,000	24,989.39	87.5000	B	23/05/2023	84.3700	90.8700

## Corporate Bonds Notes

Transactions Volume = (Pieces) \* (Nominal Price). Transactions Value = (Pieces) \* (Nominal Price) \* (price %) + (Accrued interest).

The price of a Bond is stated as a percentage (%) of Bond's Nominal Price.

Nominal Price in Euros (€), except if it is noted differently.

## Government Bonds

Number Listed Bonds	Nominal price	Today's Rate	Accrued Interest Calc	Exp. Date [1]	Duration (years)	Note	Coupons Date	Curr. coupon value	Trading Unit	Government Bonds	Price min	Price max	Closing price	Previous closing price/date	Volume	Transactions Value	Price	Last order Buy / Sell	Date
4,500,000	1,000.00	1.88	Actual/Actual	04/02/2035	15	---	04/02	1.88	1	GGB-FXD-040235-15Y-1.875-1.000	---	---	---	---	---	---	---	---	---
2,500,000	1,000.00	3.45	Actual/Actual	02/04/2024	5	---	02/04	3.45	1	GGB-FXD-020424-05Y-3.450-1.000	---	---	---	---	---	---	---	---	---
6,000,000	1,000.00	0.75	Actual/Actual	18/06/2031	10	---	18/06	0.75	1	GGB-FXD-180631-10Y-0.750-1.000	---	---	---	---	---	---	---	---	---
2,500,000	1,000.00	3.88	Actual/Actual	15/06/2028	5	---	15/06	3.88	1	GGB-FXD-150628-05Y-3.875-1.000	---	---	---	---	---	---	---	---	---
5,962,747,327	1.00	3.75	Actual/Actual	30/01/2028	10	---	/02 - 01/02 - 31/	3.75	1	GGB-FXD-300128-10Y-3.750-1.00	---	---	---	85.4610 13/07/2018	---	---	1.0000	B	28/11/2018
7,067,309,386	1.00	3.90	Actual/Actual	30/01/2033	15	---	/02 - 01/02 - 31/	3.90	1	GGB-FXD-300133-15Y-3.900-1.00	---	---	---	78.6730 13/07/2018	---	---	1.0000	B	28/11/2018
5,472,848,349	1.00	4.00	Actual/Actual	30/01/2037	19	---	/02 - 01/02 - 31/	4.00	1	GGB-FXD-300137-19Y-4.000-1.00	---	---	---	77.0370 13/07/2018	---	---	1.0000	B	28/11/2018
5,276,770,669	1.00	4.20	Actual/Actual	30/01/2042	24	---	/02 - 01/02 - 31/	4.20	1	GGB-FXD-300142-24Y-4.200-1.00	---	---	---	77.7640 13/07/2018	---	---	1.0000	B	28/11/2018
48,794,718	1.00	4.30	Actual/Actual	24/02/2024	12	---	24/02	4.30	1	GGB-FXD-240224-12Y-2.000-1.00	---	---	---	10.0000 22/06/2015	---	---	---	---	---
40,248,141	1.00	4.30	Actual/Actual	24/02/2025	13	---	24/02	4.30	1	GGB-FXD-240225-13Y-2.000-1.00	---	---	---	10.0000 22/06/2015	---	---	---	---	---
59,586,043	1.00	4.30	Actual/Actual	24/02/2026	14	---	24/02	4.30	1	GGB-FXD-240226-14Y-2.000-1.00	---	---	---	10.0000 22/06/2015	---	---	---	---	---
41,118,344	1.00	4.30	Actual/Actual	24/02/2027	15	---	24/02	4.30	1	GGB-FXD-240227-15Y-2.000-1.00	---	---	---	10.0000 22/06/2015	---	---	---	---	---
45,137,734	1.00	4.30	Actual/Actual	24/02/2028	16	---	24/02	4.30	1	GGB-FXD-240228-16Y-2.000-1.00	---	---	---	10.0000 22/06/2015	---	---	---	---	---
61,768,888	1.00	4.30	Actual/Actual	24/02/2029	17	---	24/02	4.30	1	GGB-FXD-240229-17Y-2.000-1.00	---	---	---	10.0000 22/06/2015	---	---	---	---	---
54,567,744	1.00	4.30	Actual/Actual	24/02/2030	18	---	24/02	4.30	1	GGB-FXD-240230-18Y-2.000-1.00	---	---	---	10.0000 22/06/2015	---	---	---	---	---
37,541,515	1.00	4.30	Actual/Actual	24/02/2031	19	---	24/02	4.30	1	GGB-FXD-240231-19Y-2.000-1.00	---	---	---	10.0000 22/06/2015	---	---	---	---	---
37,558,317	1.00	4.30	Actual/Actual	24/02/2032	20	---	24/02	4.30	1	GGB-FXD-240232-20Y-2.000-1.00	---	---	---	10.0000 22/06/2015	---	---	---	---	---
37,473,732	1.00	4.30	Actual/Actual	24/02/2033	21	---	24/02	4.30	1	GGB-FXD-240233-21Y-2.000-1.00	---	---	---	10.0000 22/06/2015	---	---	---	---	---
33,888,293	1.00	4.30	Actual/Actual	24/02/2034	22	---	24/02	4.30	1	GGB-FXD-240234-22Y-2.000-1.00	---	---	---	10.0000 22/06/2015	---	---	---	---	---
35,177,800	1.00	4.30	Actual/Actual	24/02/2035	23	---	24/02	4.30	1	GGB-FXD-240235-23Y-2.000-1.00	---	---	---	10.0000 22/06/2015	---	---	---	---	---
35,547,268	1.00	4.30	Actual/Actual	24/02/2036	24	---	24/02	4.30	1	GGB-FXD-240236-24Y-2.000-1.00	---	---	---	10.0000 22/06/2015	---	---	---	---	---
40,246,306	1.00	4.30	Actual/Actual	24/02/2037	25	---	24/02	4.30	1	GGB-FXD-240237-25Y-2.000-1.00	---	---	---	10.0000 22/06/2015	---	---	---	---	---
37,643,952	1.00	4.30	Actual/Actual	24/02/2038	26	---	24/02	4.30	1	GGB-FXD-240238-26Y-2.000-1.00	---	---	---	10.0000 22/06/2015	---	---	---	---	---
36,977,100	1.00	4.30	Actual/Actual	24/02/2039	27	---	24/02	4.30	1	GGB-FXD-240239-27Y-2.000-1.00	---	---	---	10.0000 22/06/2015	---	---	---	---	---
41,615,000	1.00	4.30	Actual/Actual	24/02/2040	28	---	24/02	4.30	1	GGB-FXD-240240-28Y-2.000-1.00	---	---	---	10.0000 22/06/2015	---	---	---	---	---
42,227,208	1.00	4.30	Actual/Actual	24/02/2041	29	---	24/02	4.30	1	GGB-FXD-240241-29Y-2.000-1.00	---	---	---	10.0000 22/06/2015	---	---	---	---	---
68,288,487	1.00	4.30	Actual/Actual	24/02/2042	30	---	24/02	4.30	1	GGB-FXD-240242-30Y-2.000-1.00	---	---	---	10.0000 22/06/2015	---	---	---	---	---
4,000,000	1,000.00	3.88	Actual/Actual	12/03/2029	10	---	12/03	3.88	1	GGB-FXD-120329-10Y-3.875-1.000	---	---	---	---	---	---	100.0000	B	15/10/2019
4,500,000	1,000.00	0.00	Actual/Actual	12/02/2026	5	---	12/02	0.00	1	GGB-FXD-120226-05Y-0.000-1.000	---	---	---	---	---	---	---	---	---
3,000,000	1,000.00	3.38	Actual/Actual	15/02/2025	7	---	15/02	3.38	1	GGB-FXD-150225-07Y-3.375-1.000	---	---	---	---	---	---	---	---	---
964,000	1,000.00	3.25	Actual/Actual	20/03/2025	6	---	20/03	3.25	1	GGB-FXD-200325-06Y-3.250-1.000	---	---	---	---	---	---	---	---	---
2,100,000	1,000.00	3.55	Actual/Actual	20/03/2026	7	---	20/03	3.55	1	GGB-FXD-200326-07Y-3.550-1.000	---	---	---	---	---	---	---	---	---
40,000	1,000.00	2.18	FLR Actual/360	16/09/2023	1	---	16/03 - 16/09	---	1	GGB-FLT-160923-01Y-2.178-1.000	---	---	---	---	---	---	---	---	---
5,500,000	1,000.00	1.50	Actual/Actual	18/06/2030	10	---	18/06	1.50	1	GGB-FXD-180630-10Y-1.500-1.000	---	---	---	---	---	---	---	---	---

## Government Bonds Notes

Transactions Volume = (Pieces) \* (Nominal Price). Transactions Value = (Pieces) \* (Nominal Price) \* (price %) + (Accrued interest).

The Value of current coupon for the issues with NV 0.01 euro refers to NV 100 euros

FLR: Floating Interest Rate.

[1] - The Expiration Date of the interest bearing period and the Date for coupon payment.

## Government Bonds

Number Listed Bonds	Nominal price	Today's Rate	Accrued Interest Calc	Exp. Date [1]	Duration (years)	Note	Coupons Date	Curr. coupon value	Trading Unit	Government Bonds	Price min	Price max	Closing price	Previous closing price/date	Volume	Transactions Value	Price	Last order Buy / Sell	Date
5,364,250	1,000.00	3.25	Actual/Actual	20/03/2050	30	---	20/03	3.25	1	GGB-FXD-200350-30Y-3.250-1.000	---	---	---	---	---	---	---	---	---
3,924,361	1,000.00	2.00	Actual/Actual	22/04/2027	7	---	22/04	2.00	1	GGB-FXD-220427-07Y-2.000-1.000	---	---	---	---	---	---	99.9000	B	22/04/2020
2,500,000	1,000.00	1.88	Actual/Actual	23/07/2026	7	---	23/07	1.88	1	GGB-FXD-230726-07Y-1.875-1.000	---	---	---	---	---	---	---	---	---
3,800,000	1,000.00	4.25	Actual/Actual	15/06/2033	10	---	15/06	4.25	1	GGB-FXD-150633-10Y-4.250-1.000	---	---	---	---	---	---	---	---	---
3,500,000	1,000.00	1.88	Actual/Actual	24/01/2052	30	---	24/01	1.88	1	GGB-FXD-240152-30Y-1.875-1.000	---	---	---	---	---	---	---	---	---
3,700,000	1,000.00	1.75	Actual/Actual	18/06/2032	10	---	18/06	1.75	1	GGB-FXD-180632-10Y-1.750-1.000	---	---	---	---	---	---	---	---	---
2,200,000	1,000.00	1.13	FLR Actual/360	15/12/2027	5	---	- 15/12 - 15/03 -	---	1	GGB-FLT-151227-05Y-1.130-1.000	---	---	---	---	---	---	102.1600	B	30/12/2022

## Government Bonds Notes

Transactions Volume = (Pieces) \* (Nominal Price). Transactions Value = (Pieces) \* (Nominal Price) \* (price %) + (Accrued interest).

The Value of current coupon for the issues with NV 0.01 euro refers to NV 100 euros

FLR: Floating Interest Rate.

[1] - The Expiration Date of the interest bearing period and the Date for coupon payment.

## Treasury Bills &amp; Zero Coupon Government Bonds

Issue Date	13-Week Maturity									26-Week Maturity									52-Week Maturity								
	Exp. Date	Initial Rate	Num Listed Bonds	Nominal price	Issue price	Last Trade Price	Last Trade Date	Volume Traded	Note	Exp. Date	Initial Rate	Num Listed Bonds	Nominal price	Issue price	Last Trade Price	Last Trade Date	Volume Traded	Note	Exp. Date	Initial Rate	Num Listed Bonds	Nominal price	Issue price	Last Trade Price	Last Trade Date	Volume Traded	Note
10/06/2022	---	---	---	---	---	---	---	---	---	---	---	---	---	---	---	---	---	---	09/06/2023	0.83	1,600,000	1,000.00	991.68	---	---	---	---
09/09/2022	---	---	---	---	---	---	---	---	---	---	---	---	---	---	---	---	---	---	08/09/2023	1.97	1,000,000	1,000.00	980.47	---	---	---	---
09/12/2022	---	---	---	---	---	---	---	---	---	---	---	---	---	---	---	---	---	---	08/12/2023	2.73	600,000	1,000.00	973.10	---	---	---	---
10/03/2023	---	---	---	---	---	---	---	---	---	---	---	---	---	---	---	---	---	---	08/03/2024	3.75	1,000,000	1,000.00	963.46	---	---	---	---

Bonds in Circulation	Currency / Min nominal traded Value	Coupons Payment Date	Current Coupon Value	Note	Coupon	Trading Unit	Issue Date	Duration (years)	Today's Interest	A.I.C in days	Bonds	Last price of previous days		Last Outcry in Cash (euro)			Trades in Pieces	Life min	Life Max
												Price	Buy / Sell	Date	Price	Buy / Sell			
<b>Corporate Bonds in Foreign Currency and Euro</b>																			
103,746	GBP / 10	01/12	0.25	---	64	1	01/12/1930	98	2.5	360	National Mortgage Bank	2.27	05/02/1996	2.27	S	05/02/1996	---	2.27	2.27
0	GBP / 10	01/12	0.25	---	66	1	01/12/1928	100	2.5	360	National Mortgage Bank	---	---	---	---	---	---	---	---

## Government Bonds Notes

A.I.C: Accrued Interest Calculation base.

FLR: Floating Interest Rate.

The minimum tradeable Nominal Value for all Demeterialised Government Titles is 100 Euros.

(μφρ-0)



## Athex &amp; ATHEXClear Members List

Member Name	Stock Market			Derivatives Market		ATHEXClear Member				
	Address	Phone	Fax	Market Member	Remote Member	Market Maker	Proprietary	Market Maker	General Clearing	Direct Clearing
A. SARRIS SECURITIES S.A.				a						
6, ΔΡΑΓΑΤΣΑΝΙΟΥ 6 ΑΘΗΝΑ	2103367700									
AEONIC SECURITIES C.I.F. P.L.C.				a						
, ΛΑΪΟΥ 6, ΓΡ. 301B, ANNA COURT	35725337600									
ALPHA BANK S.A.									a	
, ΣΤΑΔΙΟΥ 40 ΑΘΗΝΑ	2103260000									
ALPHA FINANCE INVESTMENT SERVICES SINGLE MEMBER SA				a		a	a	a		a
5, ΠΑΝΕΠΙΣΤΗΜΙΟΥ 45 ΑΘΗΝΑ	2103677400									
ARGUS STOCKBROKERS LTD				a	a		a			
25, 25 ΛΕΩΦΟΡΟΣ ΔΗΜΟΣΘΕΝΗ ΣΕΒΕΡΗ	0035722717000									
ATLANTIC SECURITIES LTD				a	a					
37, ΠΡΟΔΡΟΜΟΥ 37	0035722445400									
AXON SECURITIES S.A.				a			a			
48, ΣΤΑΔΙΟΥ 48 ΑΘΗΝΑ	2103363800									
BETA SECURITIES S.A.				a		a	a			a
29, Λ. ΑΛΕΞΑΝΔΡΑΣ 29 ΑΘΗΝΑ	2106478930									
BNP PARIBAS S.A.									a	
, ΛΑΜΨΑΚΟΥ 2 ΑΘΗΝΑ	2107468525									
BOFA SECURITIES EUROPE SA				a	a					
, 112 AVENUE KL'BER 75116	+33 153655555									
CAPITAL SECURITIES S.A.				a			a			
58, ΜΗΤΡΟΠΟΛΕΩΣ 58 ΑΘΗΝΑ	2103369700									
CITIGROUP GLOBAL MARKETS EUROPE AG				a	a					
16, REUTERWEG 16	+49 691366-0									
CITIGROUP GLOBAL MARKETS LIMITED				a						
1, 33 CANADA SQUARE -CANARY WHARF	+44 02079864000									
CREDIT SUISSE BANK (EUROPE), S.A.				a	a					
, CALLE AYALA 42, 3A PLANTA-B MADRID	+34917916000									
CREDIT SUISSE SECURITIES (EUROPE) LIMITED				a						
1, ONE CABOT SQUARE LONDON	+44 2078888888									
CYCLOS SECURITIES S.A.				a			a			
39, ΧΑΡΙΛΑΟΥ ΤΡΙΚΟΥΠΗ 6-8-10 ΑΘΗΝΑ	2103364300									
DEUTSCHE BANK S.A.					a					
1, GREAT WINCHESTER STREET LONDON	+44 20 754 54209	00441133361437								
EUROBANK EQUITIES INVESTMENT FIRM SINGLE MEMBER SA				a		a	a	a		a
, ΦΙΛΕΛΛΗΝΩΝ 10 & ΞΕΝΟΦΩΝΤΟΣ 13 ΑΘΗΝΑ	2103720425									
EUROBANK S.A.									a	
, ΟΘΩΝΟΣ 8 ΑΘΗΝΑ	2103337000									
EUROCORP INVESTMENT SERVICES S.A.				a			a			a
14, ΠΛ.ΦΙΛΙΚΗΣ ΕΤΑΙΡΕΙΑΣ 14 ΑΘΗΝΑ	2107263600									
EUOTRUST INVESTMENT FIRM SA				a						
113, ΣΕΒΑΣΤΟΥΠΟΛΕΩΣ 113 ΑΘΗΝΑ	2103363100									
EUROXX SECURITIES S.A.				a		a	a	a		a
7, ΠΑΛΑΙΟΛΟΓΟΥ ΧΑΛΑΝΔΡΙ	(210)-6879400	(210)-6879401								
7, ΠΑΛΕΟΛΟΓΟΥ ΧΑΛΑΝΔΡΙ	+30 2106879400	210-6879401								
FREEDOM FINANCE EUROPE LTD					a					
, ΧΡΙΣΤΑΚΗ ΚΡΑΝΟΥ 20	035725257786									
G. A. PERVANAS SECURITIES- INVESTMENT SERVICES S.A.				a						
7-9, ΣΟΦΟΚΛΕΟΥΣ 7-9 ΑΘΗΝΑ	2103727200									
GLOBAL CAPITAL SECURITIES & FINANCIAL SERVICES LTD				a	a					
50, ΛΑΡΧΙΕΠΙΣΚΟΠΟΥ ΜΑΚΑΡΙΟΥ Γ50	0035722710710									
GREENPOST TRADING EUROPE LTD					a					
, ΚΙΜΩΝΟΣ 3, ACROPOLIS MANSIONS, 2ND FLOOR, FLAT/OFFICE 202	035722521389									
HELLENIC AMERICAN SECURITIES S.A.				a		a	a			a
27, ΑΝΔΡΕΑ ΠΑΠΑΝΔΡΕΟΥ 27 ΜΑΡΟΥΣΙ	2103311100									
HELLENIC BANK (INVESTMENTS) LTD					a					
, ΑΥΞ.ΚΥΡΙΑΚΟΥ ΜΑΤΣΙ 31 - PO BOX 24747 NICOSIA	+357 22500100	357 22500110								
HSBC CONTINENTAL EUROPE									a	
109-111, Λ.ΜΕΣΟΓΕΙΩΝ 109-111	2106960000									
INDEX SECURITIES S.A.				a						
6, ΔΡΑΓΑΤΣΑΝΙΟΥ 6 ΑΘΗΝΑ	2103213920									
J. CHR. MAVRIKIS SECURITIES S.A.				a						
5, ΣΟΦΟΚΛΕΟΥΣ 5 ΑΘΗΝΑ	2103216730									

## Athex &amp; ATHEXClear Members List

Member Name				Stock Market			Derivatives Market		ATHEXClear Member	
	Address	Phone	Fax	Market Member	Remote Member	Market Maker	Proprietary	Market Maker	General Clearing	Direct Clearing
KAPPA SECURITIES S.A.				a			a			
15, ΒΑΛΑΩΡΙΤΟΥ 15 ΑΘΗΝΑ	2103678600									
KARAMANOF SECURITIES & INVESTMENT SERVICES S.A.				a						
2, ΠΛ.ΑΓ.ΘΕΟΔΩΡΩΝ 2 ΑΘΗΝΑ	2103212947									
LAIKI FINANCIAL SERVICES LTD					a					
26, AVE. VYRONOS NICOSIA	357 22367367	357 22718567								
LEON DEPOLAS SECURITIES S.A.				a		a	a			
1, ΧΡΗΣΤΟΥ ΛΑΔΑ 1 ΑΘΗΝΑ	2103213276 -28									
MEGA EQUITY SECURITIES & FINANCIAL SERVICES PUBLIC LTD				a	a		a			
42-44, ΛΕΩΦ.ΓΡΙΒΑ ΔΙΓΕΝΗ 42-44	0035722711711									
MERIT SECURITIES S.A				a		a	a			a
5, ΣΟΦΟΚΛΕΟΥΣ 5 ΑΘΗΝΑ	2103671880									
MERRILL LYNCH INTERNATIONAL				a						
2, 2 KING EDWARD STREET LONDON	+44 20276281000									
N. CHRYSOCHOIDIS SECURITIES S.A.				a			a			a
7-9, ΣΟΦΟΚΛΕΟΥΣ 7-9 ΑΘΗΝΑ	2103213913									
NATIONAL BANK OF GREECE S.A.				a			a		a	
86, ΑΙΟΛΟΥ STR. ΑΘΗΝΑ	(210)-3341000	(210)-3228187								
68, ΑΚΑΔΙΜΙΑΣ STR. ΑΘΗΝΑ	(210)-3328817	(210)-3328678								
NATIONAL SECURITIES SINGLE MEMBER SA				a		a	a	a		
66, ΛΕΩΦΟΡΟΣ ΑΘΗΝΩΝ 128-132 & ΙΦΙΓΕΝΙΑΣ ΑΘΗΝΑ	2103328784									
NUNTIUS BROKERAGE AND INVESTMENT SERVICES S.A				a						
6, ΔΡΑΓΑΤΣΑΝΙΟΥ 6 ΑΘΗΝΑ	2103350599									
ONE PLUS CAPITAL LIMITED				a	a					
, 75 PRODROMOU AVENUE NICOSIA 1307	35722873760									
OPTIMA BANK S.A.				a		a	a	a	a	
32, ΑΙΓΙΑΛΕΙΑΣ 32 & ΠΑΡΑΔΕΙΣΟΥ ΜΑΡΟΥΣΙ	2108173663									
PANCRETA BANK S.A									a	
, ΙΚΑΡΟΥ 5	2810 338800									
PANTELAKIS SECURITIES S.A.				a		a	a	a		
57, ΕΘΝΙΚΗΣ ΑΝΤΙΣΤΑΣΕΩΣ 57, ΚΤΙΡΙΟ Β CHALANDRI	2106965000									
PEGASUS SECURITIES S.A				a			a			
17, ΒΑΛΑΩΡΙΤΟΥ 17 & ΑΜΕΡΙΚΗΣ ΑΘΗΝΑ	2103670700									
PIRAEUS BANK S.A.				a			a		a	
, ΑΜΕΡΙΚΗΣ 4 ΑΘΗΝΑ	2103335000									
PIRAEUS SECURITIES S. A.				a		a	a	a		a
10, ΣΤΑΔΙΟΥ 10 ΑΘΗΝΑ	2103354100									
PROCHOICE SECURITIES LTD				a	a					
57, ΛΕΩΦ.ΣΠΥΡΟΥ ΚΥΠΡΙΑΝΟΥ 57, ΑΚΙΝΗΤΑ Φ	035724661192									
SHARELINK SECURITIES & FINANCIAL SERVICES LTD				a			a			
6, HOUSE-ΘΕΟΤΟΚΗ 6 ΜΕΓΑΡΟ ΕΛΛΗΝΑ	+357 22554200									
SOCIETE GENERALE S.A.				a	a		a			
, 17 COURS VALMY, CEDEX	+157290504									
SOLIDUS SECURITIES S.A				a			a			a
64, ΛΟΥΙΖΗΣ ΡΙΑΝΚΟΥΡ 64 ΑΘΗΝΑ	2106900600									
ST. EM. LAVRENTAKIS SECURITIES S.A.				a			a			
7-9, ΣΟΦΟΚΛΕΟΥΣ 7-9 ΑΘΗΝΑ	2103213336									
THE CYPRUS INVESTMENT & SECURITIES CORPORATION LTD				a	a					
154, ΑΓΙΟΥ ΠΡΟΚΟΠΙΟΥ & ΠΟΣΕΙΔΩΝΟΣ 1	0035722121700									
UBS EUROPE SE				a	a					
, OPERNTURM, BOCKENHEIMER LANDSTRASSE 2-4	496921790									
UBS LIMITED					a					
1, FINSBURY AVENUE LONDON	+44 2075687135									

## List of Stocks under Market Making operations

Securities	Market Maker	Start Market Making	Stock Category	Suspension Status
<b>MLS MULTIMEDIA SA (CR)</b>				
	PIRAEUS SECURITIES S. A.	01/08/2019		
<b>ALPHA ETF FTSE Athex Large Cap</b>			Exchange Traded Funds (ETFs)	
	ALPHA FINANCE INVESTMENT SERVICES SINGLE MEMBER SA	02/01/1900		
	NATIONAL SECURITIES SINGLE MEMBER SA	02/01/1900		
<b>ADMIE (IPTO) HOLDING S.A. (CR)</b>			Main Market	
	EUROBANK EQUITIES INVESTMENT FIRM SINGLE MEMBER SA	24/05/2021		
	HELLENIC AMERICAN SECURITIES S.A.	09/03/2020		
	PIRAEUS SECURITIES S. A.	29/06/2017		
<b>AEGEAN AIRLINES (CR)</b>			Main Market	
	EUROBANK EQUITIES INVESTMENT FIRM SINGLE MEMBER SA	22/09/2020		
<b>ALPHA SERVICES HOLD (CR)</b>			Main Market	
	ALPHA FINANCE INVESTMENT SERVICES SINGLE MEMBER SA	29/02/2016		
	EUROBANK EQUITIES INVESTMENT FIRM SINGLE MEMBER SA	22/10/2006		
	HELLENIC AMERICAN SECURITIES S.A.	25/07/2014		
	LEON DEPOLAS SECURITIES S.A.	04/01/2016		
	MERIT SECURITIES S.A	03/09/2012		
	NATIONAL SECURITIES SINGLE MEMBER SA	02/01/1900		
	PIRAEUS SECURITIES S. A.	28/05/2009		
<b>ALPHA TRUST (CR)</b>			Main Market	
	EUROBANK EQUITIES INVESTMENT FIRM SINGLE MEMBER SA	06/02/2023		
	LEON DEPOLAS SECURITIES S.A.	04/01/2021		
<b>ANDROMEDA SA (CR)</b>			Main Market	
	BETA SECURITIES S.A.	15/02/2021		
	OPTIMA BANK S.A.	03/04/2023		
<b>ATTICA BANK S.A. (CR)</b>			Main Market	
	EUROXX SECURITIES S.A.	22/01/2016		
	PIRAEUS SECURITIES S. A.	20/09/2017		
<b>AUSTRIACARD (CB)</b>			Main Market	
	BETA SECURITIES S.A.	23/03/2023		
	EUROBANK EQUITIES INVESTMENT FIRM SINGLE MEMBER SA	15/05/2023		
<b>AUTOHELLAS SA (CR)</b>			Main Market	
	ALPHA FINANCE INVESTMENT SERVICES SINGLE MEMBER SA	01/07/2019		
	EUROXX SECURITIES S.A.	02/07/2018		
<b>AVAX S.A. (CR)</b>			Main Market	
	EUROBANK EQUITIES INVESTMENT FIRM SINGLE MEMBER SA	14/12/2015		
	PIRAEUS SECURITIES S. A.	01/02/2021		
<b>AVE (CR)</b>			Main Market	
	EUROXX SECURITIES S.A.	05/06/2020		
<b>BRIQ PROPERTIES (CR)</b>			Main Market	
	EUROBANK EQUITIES INVESTMENT FIRM SINGLE MEMBER SA	09/09/2019		
	LEON DEPOLAS SECURITIES S.A.	22/02/2021		
<b>CC HBC AG (CR)</b>			Main Market	
	BETA SECURITIES S.A.	08/03/2021		
	NATIONAL SECURITIES SINGLE MEMBER SA	02/01/1900		
	PIRAEUS SECURITIES S. A.	04/05/2015		
<b>CENERGY HOLDINGS (CB)</b>			Main Market	
	ALPHA FINANCE INVESTMENT SERVICES SINGLE MEMBER SA	02/01/2016		
	EUROBANK EQUITIES INVESTMENT FIRM SINGLE MEMBER SA	02/01/2016		
	OPTIMA BANK S.A.	14/03/2022		
	PANTELAKIS SECURITIES S.A.	27/12/2022		
<b>CNL CAPITAL (CR)</b>			Main Market	
	MERIT SECURITIES S.A	01/10/2018		
<b>DIMAND (CR)</b>			Main Market	
	ALPHA FINANCE INVESTMENT SERVICES SINGLE MEMBER SA	08/08/2022		
	EUROBANK EQUITIES INVESTMENT FIRM SINGLE MEMBER SA	08/08/2022		
	PANTELAKIS SECURITIES S.A.	15/05/2023		
<b>EKTER SA (CR)</b>			Main Market	
	BETA SECURITIES S.A.	26/09/2022		
	EUROBANK EQUITIES INVESTMENT FIRM SINGLE MEMBER SA	16/10/2017		
	LEON DEPOLAS SECURITIES S.A.	21/05/2018		
<b>ELASTRON (CR)</b>			Main Market	
	LEON DEPOLAS SECURITIES S.A.	20/02/2017		
<b>ELLAKTOR (CR)</b>			Main Market	
	ALPHA FINANCE INVESTMENT SERVICES SINGLE MEMBER SA	18/03/2019		
	EUROBANK EQUITIES INVESTMENT FIRM SINGLE MEMBER SA	01/06/2012		
	EUROXX SECURITIES S.A.	24/09/2018		
	NATIONAL SECURITIES SINGLE MEMBER SA	02/01/1900		
	PIRAEUS SECURITIES S. A.	22/10/2018		

## List of Stocks under Market Making operations

Securities	Stock Category
Market Maker	Start Market Making
<b>ELTON SA (CR)</b>	Main Market
BETA SECURITIES S.A.	03/09/2012
EUROBANK EQUITIES INVESTMENT FIRM SINGLE MEMBER SA	28/11/2022
OPTIMA BANK S.A.	30/01/2023
<b>ELVALHALCOR (CR)</b>	Main Market
ALPHA FINANCE INVESTMENT SERVICES SINGLE MEMBER SA	07/05/2018
BETA SECURITIES S.A.	09/01/2023
EUROBANK EQUITIES INVESTMENT FIRM SINGLE MEMBER SA	07/05/2018
<b>ENTERSOFT (CR)</b>	Main Market
ALPHA FINANCE INVESTMENT SERVICES SINGLE MEMBER SA	23/03/2023
EUROBANK EQUITIES INVESTMENT FIRM SINGLE MEMBER SA	22/06/2020
<b>EUROBANK HOLDINGS (CR)</b>	Main Market
ALPHA FINANCE INVESTMENT SERVICES SINGLE MEMBER SA	09/01/2006
EUROBANK EQUITIES INVESTMENT FIRM SINGLE MEMBER SA	01/06/2012
HELLENIC AMERICAN SECURITIES S.A.	25/07/2014
LEON DEPOLAS SECURITIES S.A.	30/11/2018
MERIT SECURITIES S.A.	06/11/2017
NATIONAL SECURITIES SINGLE MEMBER SA	02/01/1900
PIRAEUS SECURITIES S. A.	28/09/2009
<b>EUROCONSULTANTS S.A. (CR)</b>	Main Market
OPTIMA BANK S.A.	01/02/2023
<b>EYDAP S.A. (CR)</b>	Main Market
ALPHA FINANCE INVESTMENT SERVICES SINGLE MEMBER SA	27/01/2020
EUROBANK EQUITIES INVESTMENT FIRM SINGLE MEMBER SA	10/06/2019
<b>FOURLIS (CR)</b>	Main Market
EUROBANK EQUITIES INVESTMENT FIRM SINGLE MEMBER SA	01/12/2016
PIRAEUS SECURITIES S. A.	06/03/2017
<b>GEK TERNA (CR)</b>	Main Market
BETA SECURITIES S.A.	08/03/2021
EUROBANK EQUITIES INVESTMENT FIRM SINGLE MEMBER SA	24/05/2021
PIRAEUS SECURITIES S. A.	29/08/2019
<b>GR. SARANTIS S.A. (CR)</b>	Main Market
BETA SECURITIES S.A.	14/05/2012
EUROBANK EQUITIES INVESTMENT FIRM SINGLE MEMBER SA	24/10/2016
<b>HELLENIC EXCHANGES-A.S.E. (CR)</b>	Main Market
HELLENIC AMERICAN SECURITIES S.A.	01/09/2014
NATIONAL SECURITIES SINGLE MEMBER SA	02/01/1900
PIRAEUS SECURITIES S. A.	04/05/2015
<b>HELLENIO ENERGY (CR)</b>	Main Market
HELLENIC AMERICAN SECURITIES S.A.	14/09/2015
PIRAEUS SECURITIES S. A.	20/03/2017
<b>IDEAL HOLDINGS (CR)</b>	Main Market
EUROBANK EQUITIES INVESTMENT FIRM SINGLE MEMBER SA	07/06/2021
PIRAEUS SECURITIES S. A.	07/06/2021
<b>INTERCONTINENTAL (CR)</b>	Main Market
LEON DEPOLAS SECURITIES S.A.	03/06/2019
<b>INTERLIFE G.C.I.(CR)</b>	Main Market
BETA SECURITIES S.A.	24/10/2022
<b>INTERWOOD-XYLEMPORIA (CR)</b>	Main Market
EUROBANK EQUITIES INVESTMENT FIRM SINGLE MEMBER SA	05/07/2021
PANTELAKIS SECURITIES S.A.	01/07/2021
<b>INTRAKAT (CR)</b>	Main Market
BETA SECURITIES S.A.	04/10/2021
PANTELAKIS SECURITIES S.A.	10/10/2022
<b>JUMBO SA (CR)</b>	Main Market
BETA SECURITIES S.A.	01/02/2021
EUROBANK EQUITIES INVESTMENT FIRM SINGLE MEMBER SA	25/05/2020
MERIT SECURITIES S.A.	06/11/2017
PIRAEUS SECURITIES S. A.	06/03/2017
<b>KLOUKINAS - LAPPAS SA (CR)</b>	Main Market
OPTIMA BANK S.A.	02/01/2023
<b>KRI-KRI S.A. (CR)</b>	Main Market
EUROBANK EQUITIES INVESTMENT FIRM SINGLE MEMBER SA	07/05/2018
LEON DEPOLAS SECURITIES S.A.	16/01/2017
<b>LAMDA DEVELOPMENT SA (CR)</b>	Main Market
EUROBANK EQUITIES INVESTMENT FIRM SINGLE MEMBER SA	08/12/2014
PANTELAKIS SECURITIES S.A.	06/11/2017
PIRAEUS SECURITIES S. A.	29/06/2017

## List of Stocks under Market Making operations

Securities	Stock Category
Market Maker	Start Market Making
<b>LAMPSA HOTEL SA (CR)</b>	<b>Main Market</b>
LEON DEPOLAS SECURITIES S.A.	16/01/2017
<b>MIG (CR)</b>	<b>Main Market</b>
EUROBANK EQUITIES INVESTMENT FIRM SINGLE MEMBER SA	23/03/2015
PIRAEUS SECURITIES S. A.	02/02/2009
<b>MOTOR OIL (CR)</b>	<b>Main Market</b>
BETA SECURITIES S.A.	08/03/2021
EUROBANK EQUITIES INVESTMENT FIRM SINGLE MEMBER SA	22/10/2006
LEON DEPOLAS SECURITIES S.A.	01/04/2019
MERIT SECURITIES S.A.	25/02/2019
NATIONAL SECURITIES SINGLE MEMBER SA	02/01/1900
PIRAEUS SECURITIES S. A.	04/05/2015
<b>MPLE KEDROS (CR)</b>	<b>Main Market</b>
MERIT SECURITIES S.A.	30/09/2022
<b>MYTILINEOS (CR)</b>	<b>Main Market</b>
ALPHA FINANCE INVESTMENT SERVICES SINGLE MEMBER SA	15/04/2019
BETA SECURITIES S.A.	11/04/2022
EUROBANK EQUITIES INVESTMENT FIRM SINGLE MEMBER SA	20/09/2017
MERIT SECURITIES S.A.	25/02/2019
NATIONAL SECURITIES SINGLE MEMBER SA	02/01/1900
PIRAEUS SECURITIES S. A.	04/05/2015
<b>NATIONAL BANK (CR)</b>	<b>Main Market</b>
ALPHA FINANCE INVESTMENT SERVICES SINGLE MEMBER SA	09/01/2006
EUROBANK EQUITIES INVESTMENT FIRM SINGLE MEMBER SA	22/10/2006
HELLENIC AMERICAN SECURITIES S.A.	25/07/2014
LEON DEPOLAS SECURITIES S.A.	20/05/2015
MERIT SECURITIES S.A.	03/09/2012
NATIONAL SECURITIES SINGLE MEMBER SA	02/01/1900
PIRAEUS SECURITIES S. A.	08/09/2008
<b>OPAP (CR)</b>	<b>Main Market</b>
ALPHA FINANCE INVESTMENT SERVICES SINGLE MEMBER SA	09/01/2006
BETA SECURITIES S.A.	11/04/2022
EUROBANK EQUITIES INVESTMENT FIRM SINGLE MEMBER SA	22/10/2006
HELLENIC AMERICAN SECURITIES S.A.	25/07/2014
MERIT SECURITIES S.A.	20/03/2017
NATIONAL SECURITIES SINGLE MEMBER SA	02/01/1900
PIRAEUS SECURITIES S. A.	04/05/2015
<b>OTE (CR)</b>	<b>Main Market</b>
ALPHA FINANCE INVESTMENT SERVICES SINGLE MEMBER SA	09/01/2006
BETA SECURITIES S.A.	11/04/2022
EUROBANK EQUITIES INVESTMENT FIRM SINGLE MEMBER SA	22/10/2006
HELLENIC AMERICAN SECURITIES S.A.	25/07/2014
LEON DEPOLAS SECURITIES S.A.	20/04/2015
MERIT SECURITIES S.A.	20/03/2017
NATIONAL SECURITIES SINGLE MEMBER SA	02/01/1900
PIRAEUS SECURITIES S. A.	08/09/2008
<b>P.P.A. S.A. (CR)</b>	<b>Main Market</b>
EUROBANK EQUITIES INVESTMENT FIRM SINGLE MEMBER SA	06/02/2019
<b>PAPOUTSANIS (CR)</b>	<b>Main Market</b>
BETA SECURITIES S.A.	25/11/2013
<b>PETROPOULOS PETROS (CR)</b>	<b>Main Market</b>
EUROBANK EQUITIES INVESTMENT FIRM SINGLE MEMBER SA	01/04/2019
PANTELAKIS SECURITIES S.A.	16/03/2020
<b>PIRAEUS FINANCIAL HOLD (CR)</b>	<b>Main Market</b>
ALPHA FINANCE INVESTMENT SERVICES SINGLE MEMBER SA	15/04/2019
EUROBANK EQUITIES INVESTMENT FIRM SINGLE MEMBER SA	22/10/2006
EUROXX SECURITIES S.A.	15/02/2016
HELLENIC AMERICAN SECURITIES S.A.	25/07/2014
LEON DEPOLAS SECURITIES S.A.	30/11/2018
MERIT SECURITIES S.A.	16/09/2013
NATIONAL SECURITIES SINGLE MEMBER SA	02/01/1900
PIRAEUS SECURITIES S. A.	16/02/2009

List of Stocks under Market Making operations

Securities	Stock Category
Market Maker	Start Market Making
<b>PPC (CR)</b>	<b>Main Market</b>
ALPHA FINANCE INVESTMENT SERVICES SINGLE MEMBER SA	09/01/2006
BETA SECURITIES S.A.	01/02/2021
EUROBANK EQUITIES INVESTMENT FIRM SINGLE MEMBER SA	22/10/2006
HELLENIC AMERICAN SECURITIES S.A.	01/09/2014
MERIT SECURITIES S.A	06/11/2017
NATIONAL SECURITIES SINGLE MEMBER SA	02/01/1900
PIRAEUS SECURITIES S. A.	28/09/2009
<b>PREMIA (CR)</b>	<b>Main Market</b>
BETA SECURITIES S.A.	01/06/2021
LEON DEPOLAS SECURITIES S.A.	05/12/2022
PANTELAKIS SECURITIES S.A.	23/12/2021
<b>PROFILE SA (CR)</b>	<b>Main Market</b>
OPTIMA BANK S.A.	03/04/2023
PANTELAKIS SECURITIES S.A.	01/07/2019
<b>QUALITY &amp; RELIABILITY SA (CR)</b>	<b>Main Market</b>
OPTIMA BANK S.A.	03/01/2023
<b>QUEST HOLDINGS (CR)</b>	<b>Main Market</b>
BETA SECURITIES S.A.	26/03/2018
EUROBANK EQUITIES INVESTMENT FIRM SINGLE MEMBER SA	28/01/2019
<b>SIDMA STEEL (CR)</b>	<b>Main Market</b>
LEON DEPOLAS SECURITIES S.A.	06/06/2022
<b>SPACE HELLAS SA (CR)</b>	<b>Main Market</b>
MERIT SECURITIES S.A	09/12/2022
<b>TECHNICAL OLYMPIC SA (CR)</b>	<b>Main Market</b>
BETA SECURITIES S.A.	04/04/2022
<b>TERNA ENERGY (CR)</b>	<b>Main Market</b>
EUROBANK EQUITIES INVESTMENT FIRM SINGLE MEMBER SA	24/05/2021
PIRAEUS SECURITIES S. A.	09/12/2019
<b>THRACE PLASTICS SA (CR)</b>	<b>Main Market</b>
ALPHA FINANCE INVESTMENT SERVICES SINGLE MEMBER SA	26/03/2018
EUROBANK EQUITIES INVESTMENT FIRM SINGLE MEMBER SA	26/03/2018
<b>TITAN CEMENT (CB)</b>	<b>Main Market</b>
BETA SECURITIES S.A.	01/02/2021
EUROBANK EQUITIES INVESTMENT FIRM SINGLE MEMBER SA	06/11/2019
PIRAEUS SECURITIES S. A.	18/01/2021
<b>TZIRAKIAN PROFIL (CR)</b>	<b>Main Market</b>
LEON DEPOLAS SECURITIES S.A.	19/07/2021
<b>VIOHALCO SA/NV (CB)</b>	<b>Main Market</b>
ALPHA FINANCE INVESTMENT SERVICES SINGLE MEMBER SA	11/03/2008
EUROBANK EQUITIES INVESTMENT FIRM SINGLE MEMBER SA	04/03/2014
MERIT SECURITIES S.A	17/03/2014

Underlying Asset				Derivatives Market													
Price max	Price min	Closing price	change	Delivery Month	Open price	Price max	Price min	Last price	Closing price	Last Bid	Last Ask	Fixing price*	Life high	Life low	Trades	Volume	Open Interest
<b>FTSE/Athex Large Cap</b> (Trade Unit: 1 Index Point x 2E, Cash Settlement)																	
3,012.21	2,956.27	2,959.98	0.02%	June 2023	2,963.00	3,005.50	2,960.00	2,965.00	2,965.00	---	---	---	3,013.00	---	247	1,111	5,393
				July 2023	2,947.00	2,980.00	2,940.00	2,940.00	2,940.00	---	---	---	2,987.00	---	14	154	104
				August 2023	---	---	---	---	2,974.00	---	---	---	---	---	---	---	---
				September 2023	---	---	---	---	2,978.50	---	---	---	---	---	---	---	---
				December 2023	---	---	---	---	2,993.50	---	---	---	---	---	---	---	---
				March 2024	---	---	---	---	3,008.50	---	---	---	---	---	---	---	---
<b>FTSE/Athex Banks</b> (Trade Unit: 1 Index Point x 15E, Cash Settlement)																	
1,024.93	987.10	987.77	-0.37%	June 2023	998.00	1,027.00	994.25	994.25	994.25	---	---	---	1,028.00	---	24	431	1,379
				September 2023	---	---	---	---	997.75	---	---	---	---	---	---	---	---
				December 2023	---	---	---	---	1,002.75	---	---	---	---	---	---	---	---
				March 2024	---	---	---	---	1,007.75	---	---	---	---	---	---	---	---
<b>MSCI GREECE REBASED</b> (Trade Unit: 1 Index Point x 2E, Cash Settlement)																	
4,807.36	4,689.57	4,689.57	-0.45%	June 2023	4,734.25	4,734.25	4,703.00	4,703.00	4,703.00	---	---	---	4,734.25	---	2	3	163
				July 2023	---	---	---	---	4,726.25	---	---	---	---	---	---	---	---
				August 2023	---	---	---	---	4,733.50	---	---	---	---	---	---	---	---
				September 2023	---	---	---	---	4,741.00	---	---	---	---	---	---	---	---
				December 2023	---	---	---	---	4,764.75	---	---	---	---	---	---	---	---
				March 2024	---	---	---	---	4,788.50	---	---	---	---	---	---	---	---

Derivatives notes

Fixing prices and final open positions can be retrieved from the following path <http://www.helex.gr/el/web/guest/statistics-end-of-day-derivatives>

Underlying Asset				Derivatives Market													
Price max	Price min	Closing price	change	Delivery Month	Open price	Price max	Price min	Last price	Closing price	Last Bid	Last Ask	Fixing price*	Life high	Life low	Trades	Volume	Open Interest
1.886	1.844	1.85	-1.28%	(Contract Size: 100 Securities, Physical Delivery)													
				June 2023	1.88	1.89	1.86	1.87	1.87	---	---		1.92	---	26	275	11,910
				September 2023	1.86	1.86	1.84	1.84	1.84	---	---		1.86	---	4	110	791
				December 2023	---	---	---	---	1.90	---	---		---	---	---	---	---
				March 2024	---	---	---	---	1.91	---	---		---	---	---	---	---
8.5	8.01	8.5	3.66%	(Contract Size: 100 Securities, Physical Delivery)													
				June 2023	8.23	8.51	8.09	8.50	8.50	---	---		8.51	---	172	1,407	1,734
				September 2023	8.56	8.56	8.56	8.56	8.56	---	---		8.56	---	1	6	---
				December 2023	---	---	---	---	8.29	---	---		---	---	---	---	---
				March 2024	---	---	---	---	8.34	---	---		---	---	---	---	---
1.44	1.3705	1.385	1.10%	(Contract Size: 100 Securities, Physical Delivery)													
				June 2023	1.38	1.45	1.38	1.39	1.39	---	---		1.52	---	781	49,213	176,791
				September 2023	1.44	1.44	1.44	1.44	1.44	---	---		1.44	---	1	2	241
				December 2023	---	---	---	---	1.39	---	---		---	---	---	---	---
				March 2024	---	---	---	---	1.39	---	---		---	---	---	---	---
14.38	14.02	14.02	-0.85%	(Contract Size: 100 Securities, Physical Delivery)													
				June 2023	14.45	14.45	14.18	14.18	14.18	---	---		14.45	---	4	8	81
				September 2023	---	---	---	---	14.23	---	---		---	---	---	---	---
				December 2023	---	---	---	---	14.30	---	---		---	---	---	---	---
				March 2024	---	---	---	---	14.37	---	---		---	---	---	---	---
0.98	0.957	0.96	-0.83%	(Contract Size: 100 Securities, Physical Delivery)													
				June 2023	0.980	0.980	0.980	0.980	0.980	---	---		0.994	---	12	20	443
				September 2023	---	---	---	---	0.974	---	---		---	---	---	---	---
				December 2023	---	---	---	---	0.979	---	---		---	---	---	---	---
				March 2024	---	---	---	---	0.984	---	---		---	---	---	---	---
29.3	28.99	29.02	0.31%	(Contract Size: 100 Securities, Physical Delivery)													
				June 2023	28.41	28.41	28.41	28.41	28.41	---	---		28.84	---	1	1	235
				September 2023	---	---	---	---	29.12	---	---		---	---	---	---	---
				December 2023	---	---	---	---	29.26	---	---		---	---	---	---	---
				March 2024	---	---	---	---	29.41	---	---		---	---	---	---	---
5.12	4.97	5.1	1.19%	(Contract Size: 100 Securities, Physical Delivery)													
				June 2023	5.02	5.12	5.02	5.07	5.07	---	---		5.12	---	17	97	6,071
				September 2023	---	---	---	---	5.06	---	---		4.35	---	---	---	5
				December 2023	---	---	---	---	5.10	---	---		---	---	---	---	---
				March 2024	---	---	---	---	5.12	---	---		---	---	---	---	---

Derivatives notes

Fixing prices and final open positions can be retrieved from the following path <http://www.helex.gr/el/web/guest/statistics-end-of-day-derivatives>



Underlying Asset				Derivatives Market													
Price max	Price min	Closing price	change	Delivery Month	Open price	Price max	Price min	Last price	Closing price	Last Bid	Last Ask	Fixing price*	Life high	Life low	Trades	Volume	Open Interest
<b>ELLAKTOR (CR)</b>				(Contract Size: 100 Securities, Physical Delivery)													
2.16	2.08	2.085	-2.11%	June 2023	2.14	2.14	2.11	2.14	2.14	---	---	---	2.20	---	29	97	968
				September 2023	---	---	---	---	2.14	---	---	---	---	---	---	---	---
				December 2023	---	---	---	---	2.15	---	---	---	---	---	---	---	---
				March 2024	---	---	---	---	2.17	---	---	---	---	---	---	---	---
<b>ELVALHALCOR (CR)</b>				(Contract Size: 100 Securities, Physical Delivery)													
1.792	1.754	1.784	0.91%	June 2023	1.79	1.81	1.77	1.80	1.80	---	---	---	1.81	---	87	285	1,368
				September 2023	---	---	---	---	1.78	---	---	---	---	---	---	---	---
				December 2023	---	---	---	---	1.79	---	---	---	---	---	---	---	---
				March 2024	---	---	---	---	1.80	---	---	---	---	---	---	---	---
<b>EUROBANK HOLDINGS (CR)</b>				(Contract Size: 100 Securities, Physical Delivery)													
1.647	1.55	1.556	-0.89%	June 2023	1.62	1.65	1.56	1.57	1.57	---	---	---	1.71	---	189	7,168	29,163
				September 2023	---	---	---	---	1.58	---	---	---	---	---	---	---	---
				December 2023	---	---	---	---	1.59	---	---	---	---	---	---	---	---
				March 2024	---	---	---	---	1.60	---	---	---	---	---	---	---	---
<b>EYDAP S.A. (CR)</b>				(Contract Size: 100 Securities, Physical Delivery)													
6.6	6.41	6.6	2.01%	June 2023	6.50	6.62	6.46	6.60	6.60	---	---	---	6.95	---	7	17	516
				September 2023	---	---	---	---	6.32	---	---	---	6.83	---	---	---	---
				December 2023	---	---	---	---	6.54	---	---	---	---	---	---	---	---
				March 2024	---	---	---	---	6.58	---	---	---	---	---	---	---	---
<b>FOURLIS (CR)</b>				(Contract Size: 100 Securities, Physical Delivery)													
4.07	3.96	4.035	-0.37%	June 2023	4.04	4.04	3.98	3.98	3.98	---	---	---	4.21	---	14	29	1,161
				September 2023	---	---	---	---	4.08	---	---	---	---	---	---	---	---
				December 2023	---	---	---	---	4.10	---	---	---	---	---	---	---	---
				March 2024	---	---	---	---	4.12	---	---	---	---	---	---	---	---
<b>GEK TERNA (CR)</b>				(Contract Size: 100 Securities, Physical Delivery)													
13.08	12.34	13	4.84%	June 2023	12.44	13.11	12.44	13.04	13.04	---	---	---	13.11	---	90	473	8,240
				September 2023	---	---	---	---	12.48	---	---	---	---	---	---	---	---
				December 2023	---	---	---	---	12.54	---	---	---	---	---	---	---	---
				March 2024	---	---	---	---	12.61	---	---	---	---	---	---	---	---
<b>HELLENIC EXCHANGES-A.S.E. (CR)</b>				(Contract Size: 100 Securities, Physical Delivery)													
4.87	4.63	4.835	5.11%	June 2023	4.53	4.74	4.53	4.68	4.68	---	---	---	4.74	---	42	152	1,685
				September 2023	4.74	4.74	4.70	4.70	4.70	---	---	---	4.74	---	3	8	35
				December 2023	---	---	---	---	4.65	---	---	---	---	---	---	---	---
				March 2024	---	---	---	---	4.68	---	---	---	---	---	---	---	---

Derivatives notes

Fixing prices and final open positions can be retrieved from the following path <http://www.helex.gr/el/web/guest/statistics-end-of-day-derivatives>

Underlying Asset				Derivatives Market													
Price max	Price min	Closing price	change	Delivery Month	Open price	Price max	Price min	Last price	Closing price	Last Bid	Last Ask	Fixing price*	Life high	Life low	Trades	Volume	Open Interest
<b>HELLENiQ ENERGY (CR)</b>																	
(Contract Size: 100 Securities, Physical Delivery)																	
7.83	7.59	7.62	-1.04%	June 2023	7.70	7.83	7.65	7.65	7.65	---	---	---	8.08	---	13	25	1,399
---	---	---	---	September 2023	---	---	---	---	7.54	---	---	---	7.39	---	---	---	13
---	---	---	---	December 2023	---	---	---	---	7.79	---	---	---	---	---	---	---	---
---	---	---	---	March 2024	---	---	---	---	7.83	---	---	---	---	---	---	---	---
<b>INTRACOM HOLDINGS (CR)</b>																	
(Contract Size: 100 Securities, Physical Delivery)																	
1.866	1.826	1.856	0.76%	June 2023	1.85	1.86	1.85	1.85	1.85	---	---	---	2.07	---	5	39	4,401
---	---	---	---	September 2023	---	---	---	---	1.87	---	---	---	1.84	---	---	---	2
---	---	---	---	December 2023	---	---	---	---	1.86	---	---	---	---	---	---	---	---
---	---	---	---	March 2024	---	---	---	---	1.87	---	---	---	---	---	---	---	---
<b>INTRAKAT (CR)</b>																	
(Contract Size: 100 Securities, Physical Delivery)																	
1.698	1.66	1.684	0.84%	June 2023	1.69	1.71	1.68	1.69	1.69	---	---	---	1.79	---	114	267	8,749
---	---	---	---	September 2023	---	---	---	---	1.68	---	---	---	1.72	---	---	---	481
---	---	---	---	December 2023	---	---	---	---	1.69	---	---	---	---	---	---	---	---
---	---	---	---	March 2024	---	---	---	---	1.70	---	---	---	---	---	---	---	---
<b>JUMBO SA (CR)</b>																	
(Contract Size: 100 Securities, Physical Delivery)																	
23.3	22.5	22.5	-2.17%	June 2023	23.10	23.10	22.56	22.56	22.56	---	---	---	23.32	---	7	10	387
---	---	---	---	September 2023	---	---	---	---	23.15	---	---	---	---	---	---	---	---
---	---	---	---	December 2023	---	---	---	---	23.26	---	---	---	---	---	---	---	---
---	---	---	---	March 2024	---	---	---	---	23.38	---	---	---	---	---	---	---	---
<b>LAMDA DEVELOPMENT SA (CR)</b>																	
(Contract Size: 100 Securities, Physical Delivery)																	
5.975	5.78	5.88	-0.34%	June 2023	5.90	6.00	5.84	5.93	5.93	---	---	---	6.53	---	36	119	5,706
---	---	---	---	September 2023	---	---	---	---	5.94	---	---	---	---	---	---	---	---
---	---	---	---	December 2023	---	---	---	---	5.97	---	---	---	---	---	---	---	---
---	---	---	---	March 2024	---	---	---	---	6.00	---	---	---	---	---	---	---	---
<b>MIG (CR)</b>																	
(Contract Size: 3 Securities, Physical Delivery)																	
5.86	5.11	5.13	-10.78%	June 2023	5.15	5.18	4.84	4.99	4.99	---	---	---	5.80	---	38	173	1,417
---	---	---	---	September 2023	---	---	---	---	5.79	---	---	---	---	---	---	---	---
---	---	---	---	December 2023	---	---	---	---	5.82	---	---	---	---	---	---	---	---
---	---	---	---	March 2024	---	---	---	---	5.85	---	---	---	---	---	---	---	---
<b>MOTOR OIL (CR)</b>																	
(Contract Size: 100 Securities, Physical Delivery)																	
22.56	22.24	22.44	0.81%	June 2023	22.64	22.64	22.35	22.41	22.41	---	---	---	25.05	---	34	98	1,704
---	---	---	---	September 2023	21.41	21.41	21.41	21.41	21.41	---	---	---	22.18	---	3	5	175
---	---	---	---	December 2023	---	---	---	---	22.52	---	---	---	---	---	---	---	---
---	---	---	---	March 2024	---	---	---	---	22.63	---	---	---	---	---	---	---	---

Derivatives notes

Fixing prices and final open positions can be retrieved from the following path <http://www.helex.gr/el/web/guest/statistics-end-of-day-derivatives>

Underlying Asset				Derivatives Market													
Price max	Price min	Closing price	change	Delivery Month	Open price	Price max	Price min	Last price	Closing price	Last Bid	Last Ask	Fixing price*	Life high	Life low	Trades	Volume	Open Interest
(Contract Size: 100 Securities, Physical Delivery)																	
29.8	29.04	29.46	-0.14%	June 2023	29.38	29.80	29.14	29.40	29.40	---	---	---	29.80	---	74	319	2,642
				September 2023	28.94	29.40	28.94	29.40	29.40	---	---	---	29.40	---	4	4	19
				December 2023	---	---	---	---	29.84	---	---	---	---	---	---	---	---
				March 2024	---	---	---	---	29.99	---	---	---	---	---	---	---	---
(Contract Size: 100 Securities, Physical Delivery)																	
6.21	5.95	5.968	-3.43%	June 2023	6.17	6.24	5.98	6.06	6.06	---	---	---	6.30	---	550	6,528	16,684
				September 2023	6.07	6.07	6.07	6.07	6.07	---	---	---	6.07	---	1	20	---
				December 2023	---	---	---	---	6.25	---	---	---	---	---	---	---	---
				March 2024	---	---	---	---	6.28	---	---	---	---	---	---	---	---
(Contract Size: 100 Securities, Physical Delivery)																	
16.52	16.28	16.28	0.00%	June 2023	15.94	15.94	15.65	15.70	15.70	---	---	---	16.21	---	17	190	1,942
				September 2023	---	---	---	---	16.38	---	---	---	---	---	---	---	---
				December 2023	---	---	---	---	16.47	---	---	---	---	---	---	---	---
				March 2024	---	---	---	---	16.55	---	---	---	---	---	---	---	---
(Contract Size: 100 Securities, Physical Delivery)																	
14.41	14.19	14.19	0.50%	June 2023	14.27	14.47	14.24	14.30	14.30	---	---	---	15.20	---	114	852	11,209
				September 2023	---	---	---	---	13.74	---	---	---	14.32	---	---	---	65
				December 2023	---	---	---	---	14.28	---	---	---	---	---	---	---	---
				March 2024	---	---	---	---	14.35	---	---	---	---	---	---	---	---
(Contract Size: 100 Securities, Physical Delivery)																	
19.86	19.5	19.5	-1.02%	June 2023	---	---	---	---	19.93	---	---	---	19.78	---	---	---	356
				September 2023	---	---	---	---	19.83	---	---	---	---	---	---	---	---
				December 2023	---	---	---	---	19.93	---	---	---	---	---	---	---	---
				March 2024	---	---	---	---	20.03	---	---	---	---	---	---	---	---
(Contract Size: 100 Securities, Physical Delivery)																	
2.8	2.674	2.8	4.09%	June 2023	2.74	2.81	2.68	2.80	2.80	---	---	---	2.81	---	499	16,922	68,637
				September 2023	2.83	2.83	2.83	2.83	2.83	---	---	---	2.83	---	1	1	98
				December 2023	---	---	---	---	2.72	---	---	---	---	---	---	---	---
				March 2024	---	---	---	---	2.73	---	---	---	---	---	---	---	---
(Contract Size: 100 Securities, Physical Delivery)																	
9.575	9.28	9.43	0.43%	June 2023	9.54	9.74	9.31	9.50	9.50	---	---	---	9.74	---	266	1,722	20,951
				September 2023	---	---	---	---	9.45	---	---	---	---	---	---	---	---
				December 2023	---	---	---	---	9.50	---	---	---	---	---	---	---	---
				March 2024	---	---	---	---	9.55	---	---	---	---	---	---	---	---

Derivatives notes

Fixing prices and final open positions can be retrieved from the following path <http://www.helex.gr/el/web/guest/statistics-end-of-day-derivatives>

Underlying Asset				Derivatives Market													
Price max	Price min	Closing price	change	Delivery Month	Open price	Price max	Price min	Last price	Closing price	Last Bid	Last Ask	Fixing price*	Life high	Life low	Trades	Volume	Open Interest
<b>QUEST HOLDINGS (CR)</b>				(Contract Size: 100 Securities, Physical Delivery)													
5.25	5.12	5.18	1.17%	June 2023	5.08	5.24	5.08	5.20	5.20	---	---	---	5.24	---	7	27	113
				September 2023	---	---	---	---	5.15	---	---	---	---	---	---	---	---
				December 2023	---	---	---	---	5.18	---	---	---	---	---	---	---	---
				March 2024	---	---	---	---	5.20	---	---	---	---	---	---	---	---
<b>TERNA ENERGY (CR)</b>				(Contract Size: 100 Securities, Physical Delivery)													
20.46	19.48	20	2.56%	June 2023	19.66	20.51	19.63	20.10	20.10	---	---	---	20.98	---	245	726	10,630
				September 2023	19.85	19.85	19.85	19.85	19.85	---	---	---	20.75	---	1	4	11
				December 2023	---	---	---	---	19.72	---	---	---	---	---	---	---	---
				March 2024	---	---	---	---	19.82	---	---	---	---	---	---	---	---
<b>TITAN CEMENT (CB)</b>				(Contract Size: 100 Securities, Physical Delivery)													
16.42	16.2	16.34	-0.49%	June 2023	16.32	16.32	16.25	16.25	16.25	---	---	---	16.68	---	5	25	510
				September 2023	---	---	---	---	16.53	---	---	---	---	---	---	---	---
				December 2023	---	---	---	---	16.61	---	---	---	---	---	---	---	---
				March 2024	---	---	---	---	16.69	---	---	---	---	---	---	---	---
<b>VIOHALCO SA/NV (CB)</b>				(Contract Size: 100 Securities, Physical Delivery)													
5.14	4.98	5.1	1.19%	June 2023	5.09	5.13	4.99	5.13	5.13	---	---	---	5.17	---	48	292	5,616
				September 2023	---	---	---	---	5.01	---	---	---	4.46	---	---	---	20
				December 2023	---	---	---	---	5.10	---	---	---	---	---	---	---	---
				March 2024	---	---	---	---	5.12	---	---	---	---	---	---	---	---

Derivatives notes

Fixing prices and final open positions can be retrieved from the following path <http://www.helex.gr/el/web/guest/statistics-end-of-day-derivatives>

FTSE/Athex Large Cap

(Trade Unit: 1 Index Point x 2€ - Exercise Style: European, Cash Settlement)

Call Options															Put Options																			
June 2023								July 2023							Other Months		June 2023								July 2023							Other Months		Exercise Price
Open price	Price max	Price min	Last price	Closing price	Volume	Open Interest	Open price	Price max	Price min	Last price	Closing price	Volume	Open Interest	Volume	Open Interest	Open price	Price max	Price min	Last price	Closing price	Volume	Open Interest	Open price	Price max	Price min	Last price	Closing price	Volume	Open Interest	Volume	Open Interest			
1,725	0.00	0.00	0.00	-	1,236.00	-	-	-	-	-	-	-	-	-	-	0.00	0.00	0.00	-	0.01	-	-	-	-	-	-	-	-	-	-	1,725			
1,750	0.00	0.00	0.00	-	1,211.00	-	-	-	-	-	-	-	-	-	-	0.00	0.00	0.00	-	0.01	-	-	-	-	-	-	-	-	-	-	1,750			
1,775	0.00	0.00	0.00	-	1,186.00	-	-	-	-	-	-	-	-	-	-	0.00	0.00	0.00	-	0.02	-	-	-	-	-	-	-	-	-	-	1,775			
1,800	0.00	0.00	0.00	-	1,161.00	-	-	-	-	-	-	-	-	-	-	0.00	0.00	0.00	-	0.01	-	-	-	-	-	-	-	-	-	-	1,800			
1,825	0.00	0.00	0.00	-	1,136.00	-	-	-	-	-	-	-	-	-	-	0.00	0.00	0.00	-	0.01	-	-	-	-	-	-	-	-	-	-	1,825			
1,850	0.00	0.00	0.00	-	1,111.00	-	-	-	-	-	-	-	-	-	-	0.00	0.00	0.00	-	0.01	-	-	-	-	-	-	-	-	-	-	1,850			
1,875	0.00	0.00	0.00	-	1,086.00	-	-	-	-	-	-	-	-	-	-	0.00	0.00	0.00	-	0.01	-	-	-	-	-	-	-	-	-	-	1,875			
1,900	0.00	0.00	0.00	-	1,061.00	-	-	-	-	-	-	-	-	-	-	0.00	0.00	0.00	-	0.01	-	-	-	-	-	-	-	-	-	-	1,900			
1,925	0.00	0.00	0.00	-	1,036.00	-	-	-	-	-	-	-	-	-	-	0.00	0.00	0.00	-	0.01	-	-	-	-	-	-	-	-	-	-	1,925			
1,950	0.00	0.00	0.00	-	1,011.00	-	-	-	-	-	-	-	-	-	-	0.00	0.00	0.00	-	0.01	-	-	-	-	-	-	-	-	-	-	1,950			
1,975	0.00	0.00	0.00	-	986.00	-	-	-	-	-	-	-	-	-	-	0.00	0.00	0.00	-	0.01	-	-	-	-	-	-	-	-	-	-	1,975			
2,000	0.00	0.00	0.00	-	961.00	-	-	-	-	-	-	-	-	-	-	0.00	0.00	0.00	-	0.01	-	-	-	-	-	-	-	-	-	-	2,000			
2,050	0.00	0.00	0.00	-	911.00	-	-	-	-	-	-	-	-	-	-	0.00	0.00	0.00	-	0.01	-	-	-	-	-	-	-	-	-	-	2,050			
2,100	0.00	0.00	0.00	-	861.00	-	-	-	-	-	-	-	-	-	-	0.00	0.00	0.00	-	0.01	-	-	-	-	-	-	-	-	-	-	2,100			
2,150	0.00	0.00	0.00	-	811.00	-	-	-	-	-	-	-	-	-	-	0.00	0.00	0.00	-	0.01	-	-	-	-	-	-	-	-	-	-	2,150			
2,200	0.00	0.00	0.00	-	761.00	-	-	-	-	-	-	-	-	-	-	0.00	0.00	0.00	-	0.01	-	-	-	-	-	-	-	-	-	-	2,200			
2,250	0.00	0.00	0.00	-	711.00	-	-	-	-	-	-	-	-	-	-	0.00	0.00	0.00	-	0.02	-	-	-	-	-	-	-	-	-	-	2,250			
2,300	0.00	0.00	0.00	-	661.00	-	-	-	-	-	-	-	-	-	-	0.00	0.00	0.00	-	0.08	-	-	-	-	-	-	-	-	-	-	2,300			
2,350	0.00	0.00	0.00	-	611.00	-	-	0.00	0.00	0.00	-	590.00	-	-	-	0.00	0.00	0.00	-	0.25	-	-	0.00	0.00	0.00	-	0.33	-	-	-	2,350			
2,400	0.00	0.00	0.00	-	561.00	-	-	0.00	0.00	0.00	-	541.00	-	-	-	0.00	0.00	0.00	-	0.71	-	-	0.00	0.00	0.00	-	0.71	-	-	-	2,400			
2,450	0.00	0.00	0.00	-	512.00	-	-	0.00	0.00	0.00	-	492.00	-	-	-	0.00	0.00	0.00	-	0.02	-	-	0.00	0.00	0.00	-	1.40	-	-	-	2,450			
2,500	0.00	0.00	0.00	-	462.00	-	-	0.00	0.00	0.00	-	443.00	-	-	-	0.00	0.00	0.00	-	0.06	-	-	0.00	0.00	0.00	-	2.70	-	-	-	2,500			
2,550	0.00	0.00	0.00	-	412.00	-	-	0.00	0.00	0.00	-	395.00	-	-	-	0.00	0.00	0.00	-	0.20	-	6	0.00	0.00	0.00	-	4.80	-	-	-	2,550			
2,600	0.00	0.00	0.00	-	362.00	-	20	0.00	0.00	0.00	-	349.00	-	-	-	3.00	0.00	2.90	2.90	2.90	46	48	0.00	0.00	0.00	-	8.20	-	-	-	2,600			
2,650	0.00	0.00	0.00	-	313.00	-	80	0.00	0.00	0.00	-	304.00	-	-	-	0.00	0.00	0.00	-	1.50	-	358	0.00	0.00	0.00	-	13.25	-	-	-	2,650			
2,700	0.00	0.00	0.00	-	265.00	-	40	0.00	0.00	0.00	-	262.00	-	-	-	0.00	0.00	0.00	-	3.40	-	253	0.00	0.00	0.00	-	20.50	-	-	-	2,700			
2,750	0.00	0.00	0.00	-	219.00	-	20	0.00	0.00	0.00	-	222.00	-	-	-	0.00	0.00	0.00	-	7.20	-	60	0.00	0.00	0.00	-	30.50	-	-	-	2,750			
2,800	0.00	0.00	0.00	-	176.00	-	142	0.00	0.00	0.00	-	185.00	-	-	-	0.00	0.00	0.00	-	13.75	-	40	0.00	0.00	0.00	-	43.50	-	-	-	2,800			
2,850	0.00	0.00	0.00	-	136.00	-	-	0.00	0.00	0.00	-	152.00	-	-	-	0.00	0.00	0.00	-	24.25	-	20	0.00	0.00	0.00	-	60.00	-	-	-	2,850			
2,900	105.00	105.00	105.00	105.00	105.00	1	-	0.00	0.00	0.00	-	123.00	-	-	-	36.75	105.00	33.00	33.00	33.00	23	-	0.00	0.00	0.00	-	81.00	-	-	-	2,900			
2,950	94.50	101.00	70.00	70.00	70.00	10	15	0.00	0.00	0.00	-	97.00	-	60	-	57.00	101.00	46.50	60.00	60.00	21	20	0.00	0.00	0.00	-	105.00	-	-	-	2,950			
3,000	67.00	73.00	50.00	53.00	53.00	16	1	0.00	0.00	0.00	-	75.50	-	-	-	90.00	73.00	90.00	90.00	90.00	5	20	0.00	0.00	0.00	-	134.00	-	-	-	3,000			
3,050	47.25	47.25	30.00	30.00	30.00	4	1	0.00	0.00	0.00	-	58.00	-	-	-	116.00	47.25	100.00	107.00	107.00	130	20	149.00	149.00	149.00	149.00	149.00	20	1	-	3,050			
3,100	0.00	0.00	0.00	-	20.50	-	-	0.00	0.00	0.00	-	43.50	-	-	-	0.00	0.00	0.00	-	158.00	-	-	0.00	0.00	0.00	-	201.00	-	-	-	3,100			
3,150	0.00	0.00	0.00	-	12.25	-	-	0.00	0.00	0.00	-	32.00	-	-	-	0.00	0.00	0.00	-	200.00	-	-	0.00	0.00	0.00	-	239.00	-	-	-	3,150			
3,200	0.00	0.00	0.00	-	7.00	-	-	0.00	0.00	0.00	-	23.25	-	-	-	0.00	0.00	0.00	-	244.00	-	-	0.00	0.00	0.00	-	280.00	-	-	-	3,200			

FTSE/Athex Large Cap

(Trade Unit: 1 Index Point x 2€ - Exercise Style: European, Cash Settlement)

		Call Options														Put Options																	
		June 2023						July 2023						Other Months				June 2023						July 2023						Other Months			
Exercise Price	Open price	Price max	Price min	Last price	Closing price	Volume	Open Interest	Open price	Price max	Price min	Last price	Closing price	Volume	Open Interest	Volume	Open Interest	Open price	Price max	Price min	Last price	Closing price	Volume	Open Interest	Open price	Price max	Price min	Last price	Closing price	Volume	Open Interest	Volume	Open Interest	Exercise Price
Totals:						31	319						0	60	0	0						225	845						20	1	0	0	
Number of Trades:							18						0			0						32							1			0	

ALPHA SERVICES HOLD (CR)

(Contract Size: 100 Securities, Exercise Style: American, Physical Delivery)

Call Options														Put Options																					
June 2023							July 2023							Other Months		June 2023							July 2023							Other Months		Exercise Price			
Open price	Price max	Price min	Last price	Closing price	Volume	Open Interest	Open price	Price max	Price min	Last price	Closing price	Volume	Open Interest	Volume	Open Interest	Open price	Price max	Price min	Last price	Closing price	Volume	Open Interest	Open price	Price max	Price min	Last price	Closing price	Volume	Open Interest	Volume	Open Interest				
0.500	0.000	0.000	0.000	0.871	-	-										0.000	0.000	0.000	0.001	-	-											0.005			
0.550	0.000	0.000	0.000	0.821	-	-										0.000	0.000	0.000	0.001	-	-											0.006			
0.600	0.000	0.000	0.000	0.771	-	-										0.000	0.000	0.000	0.001	-	-											0.006			
0.650	0.000	0.000	0.000	0.721	-	-										0.000	0.000	0.000	0.001	-	-											0.007			
0.700	0.000	0.000	0.000	0.671	-	-										0.000	0.000	0.000	0.001	-	-											0.007			
0.750	0.000	0.000	0.000	0.621	-	-										0.000	0.000	0.000	0.002	-	-											0.008			
0.800	0.000	0.000	0.000	0.571	-	-	0.000	0.000	0.000	0.573	-	-				0.000	0.000	0.000	0.001	-	-	0.000	0.000	0.000	0.002	-	-					0.008			
0.850	0.000	0.000	0.000	0.521	-	-	0.000	0.000	0.000	0.523	-	-				0.000	0.000	0.000	0.001	-	-	0.000	0.000	0.000	0.004	-	-					0.009			
0.900	0.000	0.000	0.000	0.471	-	-	0.000	0.000	0.000	0.473	-	-				0.000	0.000	0.000	0.001	-	-	0.000	0.000	0.000	0.008	-	-					0.009			
0.950	0.000	0.000	0.000	0.421	-	-	0.000	0.000	0.000	0.424	-	-				0.000	0.000	0.000	0.003	-	-	0.000	0.000	0.000	0.001	-	-					0.010			
1.000	0.000	0.000	0.000	0.372	-	-	0.000	0.000	0.000	0.376	-	-				0.000	0.000	0.000	0.007	-	-	0.000	0.000	0.000	0.002	-	-					0.010			
1.100	0.000	0.000	0.000	0.273	-	-	0.000	0.000	0.000	0.283	-	-				0.000	0.000	0.000	0.002	-	-	0.000	0.000	0.000	0.010	-	-					0.011			
1.200	0.000	0.000	0.000	0.181	-	-	0.000	0.000	0.000	0.201	-	-				0.000	0.000	0.000	0.009	-	20	0.000	0.000	0.000	0.027	-	-					0.012			
1.300	0.000	0.000	0.000	0.105	-	-	0.000	0.000	0.000	0.133	-	-				0.000	0.000	0.000	0.033	-	-	0.000	0.000	0.000	0.058	-	-					0.013			
1.400	0.000	0.000	0.000	0.052	-	-	0.000	0.000	0.000	0.082	-	-				0.000	0.000	0.000	0.080	-	-	0.000	0.000	0.000	0.108	-	-					0.014			
1.500	0.000	0.000	0.000	0.022	-	-	0.000	0.000	0.000	0.047	-	-				0.000	0.000	0.000	0.150	-	-	0.000	0.000	0.000	0.173	-	-					0.015			
1.600	0.000	0.000	0.000	0.008	-	-	0.000	0.000	0.000	0.026	-	-				0.000	0.000	0.000	0.236	-	-	0.000	0.000	0.000	0.252	-	-					0.016			
1.700	0.000	0.000	0.000	0.002	-	-	0.000	0.000	0.000	0.013	-	-				0.000	0.000	0.000	0.331	-	-	0.000	0.000	0.000	0.340	-	-					0.017			
1.800	0.000	0.000	0.000	0.001	-	-	0.000	0.000	0.000	0.007	-	-				0.000	0.000	0.000	0.430	-	-	0.000	0.000	0.000	0.433	-	-					0.018			
1.900	0.000	0.000	0.000	0.001	-	-	0.000	0.000	0.000	0.003	-	-				0.000	0.000	0.000	0.530	-	-	0.000	0.000	0.000	0.531	-	-					0.019			
2.000	0.000	0.000	0.000	0.002	-	-										0.000	0.000	0.000	0.630	-	-											0.020			
Totals:					0	0							0	0	0							0	20							0	0			0	0
Number of Trades:					0								0	0									0.00								0			0	

NATIONAL BANK (CR)

(Contract Size: 100 Securities, Exercise Style: American, Physical Delivery)

Call Options														Put Options																			
June 2023							July 2023							Other Months		June 2023							July 2023							Other Months		Exercise Price	
Open price	Price max	Price min	Last price	Closing price	Volume	Open Interest	Open price	Price max	Price min	Last price	Closing price	Volume	Open Interest	Volume	Open Interest	Open price	Price max	Price min	Last price	Closing price	Volume	Open Interest	Open price	Price max	Price min	Last price	Closing price	Volume	Open Interest	Volume	Open Interest		
1.900	0.000	0.000	0.000	4.28	-	-										0.000	0.000	0.000	0.001	-	-											0.019	
2.000	0.000	0.000	0.000	4.18	-	-										0.000	0.000	0.000	0.002	-	-											0.020	
2.200	0.000	0.000	0.000	3.98	-	-										0.000	0.000	0.000	0.001	-	-											0.022	
2.400	0.000	0.000	0.000	3.78	-	-										0.000	0.000	0.000	0.001	-	-											0.024	
2.600	0.000	0.000	0.000	3.58	-	-										0.000	0.000	0.000	0.001	-	-											0.026	
2.800	0.000	0.000	0.000	3.38	-	-										0.000	0.000	0.000	0.001	-	-											0.028	
3.000	0.000	0.000	0.000	3.18	-	-										0.000	0.000	0.000	0.001	-	-											0.030	
3.200	0.000	0.000	0.000	2.98	-	-	0.000	0.000	0.000		2.99	-	-			0.000	0.000	0.000	0.001	-	-	0.000	0.000	0.000	0.001	-	-					0.032	
3.400	0.000	0.000	0.000	2.78	-	-	0.000	0.000	0.000		2.79	-	-			0.000	0.000	0.000	0.001	-	-	0.000	0.000	0.000	0.001	-	-					0.034	
3.600	0.000	0.000	0.000	2.58	-	-	0.000	0.000	0.000		2.59	-	-			0.000	0.000	0.000	0.002	-	-	0.000	0.000	0.000	0.002	-	-					0.036	
3.800	0.000	0.000	0.000	2.39	-	-	0.000	0.000	0.000		2.39	-	-			0.000	0.000	0.000	0.001	-	-	0.000	0.000	0.000	0.001	-	-					0.038	
4.000	0.000	0.000	0.000	2.19	-	-	0.000	0.000	0.000		2.20	-	-			0.000	0.000	0.000	0.001	-	-	0.000	0.000	0.000	0.003	-	-					0.040	
4.400	0.000	0.000	0.000	1.79	-	-	0.000	0.000	0.000		1.81	-	-			0.000	0.000	0.000	0.007	-	-	0.000	0.000	0.000	0.012	-	-					0.044	
4.800	0.000	0.000	0.000	1.39	-	-	0.000	0.000	0.000		1.43	-	-			0.000	0.000	0.000	0.003	-	-	0.000	0.000	0.000	0.039	-	-					0.048	
5.200	0.000	0.000	0.000	1.01	-	7	0.000	0.000	0.000		1.09	-	-			0.000	0.000	0.000	0.019	-	270	0.000	0.000	0.000	0.097	-	-					0.052	
5.600	0.000	0.000	0.000	0.659	-	-	0.000	0.000	0.000		0.798	-	-			0.000	0.000	0.000	0.071	-	-	0.241	0.241	0.241	0.241	0.241	10	0				0.056	
6.000	0.000	0.000	0.000	0.383	-	-	0.000	0.000	0.000		0.559	-	-			0.000	0.000	0.000	0.195	-	-	0.000	0.000	0.000	0.361	-	-					0.060	
6.400	0.000	0.000	0.000	0.195	-	-	0.000	0.000	0.000		0.374	-	-			0.000	0.000	0.000	0.407	-	-	0.000	0.000	0.000	0.575	-	-					0.064	
6.800	0.000	0.000	0.000	0.086	-	-	0.000	0.000	0.000		0.239	-	-			0.000	0.000	0.000	0.699	-	-	0.000	0.000	0.000	0.840	-	-					0.068	
7.200	0.000	0.000	0.000	0.034	-	-	0.000	0.000	0.000		0.147	-	-			0.000	0.000	0.000	1.05	-	-	0.000	0.000	0.000	1.15	-	-					0.072	
7.600	0.000	0.000	0.000	0.012	-	-	0.000	0.000	0.000		0.087	-	-			0.000	0.000	0.000	1.43	-	-	0.000	0.000	0.000	1.49	-	-					0.076	
8.000	0.000	0.000	0.000	0.003	-	-	0.000	0.000	0.000		0.050	-	-			0.000	0.000	0.000	1.82	-	-	0.000	0.000	0.000	1.85	-	-					0.080	
Totals:					0	7						0	0	0							0	270						10	0			0	0
Number of Trades:					0							0	0									0.00						1			0		



OPAP (CR)

(Contract Size: 100 Securities, Exercise Style: American, Physical Delivery)

Call Options														Put Options																		
Exercise Price	June 2023						July 2023						Other Months		June 2023						July 2023						Other Months		Exercise Price			
	Open price	Price max	Price min	Last price	Closing price	Volume	Open Interest	Open price	Price max	Price min	Last price	Closing price	Volume	Open Interest	Volume	Open Interest	Open price	Price max	Price min	Last price	Closing price	Volume	Open Interest	Open price	Price max	Price min	Last price	Closing price		Volume	Open Interest	Volume
8.800	0.000	0.000	0.000	7.49	-	-										0.000	0.000	0.000	0.001	-	-											0.088
9.200	0.000	0.000	0.000	7.09	-	-										0.000	0.000	0.000	0.001	-	-											0.092
9.600	0.000	0.000	0.000	6.69	-	-										0.000	0.000	0.000	0.001	-	-											0.096
10.000	0.000	0.000	0.000	6.29	-	-	0.000	0.000	0.000		6.31	-	-			0.000	0.000	0.000	0.001	-	-	0.000	0.000	0.000	0.001	-	-					0.100
11.000	0.000	0.000	0.000	5.30	-	-	0.000	0.000	0.000		5.32	-	-			0.000	0.000	0.000	0.001	-	-	0.000	0.000	0.000	0.001	-	-					0.110
12.000	0.000	0.000	0.000	4.30	-	-	0.000	0.000	0.000		4.32	-	-			0.000	0.000	0.000	0.001	-	-	0.000	0.000	0.000	0.001	-	-					0.120
13.000	0.000	0.000	0.000	3.30	-	-	0.000	0.000	0.000		3.33	-	-			0.000	0.000	0.000	0.001	-	-	0.000	0.000	0.000	0.008	-	-					0.130
14.000	0.000	0.000	0.000	2.31	-	-	0.000	0.000	0.000		2.37	-	-			0.000	0.000	0.000	0.011	-	-	0.000	0.000	0.000	0.048	-	-					0.140
15.000	0.000	0.000	0.000	1.39	-	-	0.000	0.000	0.000		1.52	-	-			0.000	0.000	0.000	0.088	-	-	0.000	0.000	0.000	0.193	-	-					0.150
16.000	0.000	0.000	0.000	0.666	-	50	0.000	0.000	0.000		0.855	-	-			0.000	0.000	0.000	0.365	-	-	0.000	0.000	0.000	0.524	-	-					0.160
17.000	0.000	0.000	0.000	0.238	-	-	0.000	0.000	0.000		0.414	-	-			0.000	0.000	0.000	0.938	-	-	0.000	0.000	0.000	1.08	-	-					0.170
18.000	0.000	0.000	0.000	0.064	-	-	0.000	0.000	0.000		0.172	-	-			0.000	0.000	0.000	1.77	-	-	0.000	0.000	0.000	1.85	-	-					0.180
19.000	0.000	0.000	0.000	0.012	-	-	0.000	0.000	0.000		0.060	-	-			0.000	0.000	0.000	2.72	-	-	0.000	0.000	0.000	2.75	-	-					0.190
20.000	0.000	0.000	0.000	0.002	-	-	0.000	0.000	0.000		0.018	-	-			0.000	0.000	0.000	3.72	-	-	0.000	0.000	0.000	3.72	-	-					0.200
22.000	0.000	0.000	0.000	0.001	-	-	0.000	0.000	0.000		0.001	-	-			0.000	0.000	0.000	5.72	-	-	0.000	0.000	0.000	5.72	-	-					0.220
Totals:						0	50							0	0	0	0							0	0	0	0					
Number of Trades:						0							0	0							0.00							0	0			

OTE (CR)

(Contract Size: 100 Securities, Exercise Style: American, Physical Delivery)

Call Options														Put Options																			
June 2023							July 2023							Other Months		June 2023							July 2023							Other Months		Exercise Price	
Open price	Price max	Price min	Last price	Closing price	Volume	Open Interest	Open price	Price max	Price min	Last price	Closing price	Volume	Open Interest	Volume	Open Interest	Open price	Price max	Price min	Last price	Closing price	Volume	Open Interest	Open price	Price max	Price min	Last price	Closing price	Volume	Open Interest	Volume	Open Interest		
9.200	0.000	0.000	0.000	4.93	-	-	0.000	0.000	0.000	4.95	-	-				0.000	0.000	0.000	0.001	-	-	0.000	0.000	0.000	0.001	-	-				0.092		
9.600	0.000	0.000	0.000	4.53	-	-	0.000	0.000	0.000	4.55	-	-				0.000	0.000	0.000	0.001	-	-	0.000	0.000	0.000	0.001	-	-				0.096		
10.000	0.000	0.000	0.000	4.13	-	-	0.000	0.000	0.000	4.15	-	-				0.000	0.000	0.000	0.001	-	-	0.000	0.000	0.000	0.001	-	-				0.100		
11.000	0.000	0.000	0.000	3.14	-	-	0.000	0.000	0.000	3.16	-	-				0.000	0.000	0.000	0.001	-	-	0.000	0.000	0.000	0.005	-	-				0.110		
12.000	0.000	0.000	0.000	2.14	-	-	0.000	0.000	0.000	2.20	-	-				0.000	0.000	0.000	0.001	-	-	0.000	0.000	0.000	0.044	-	-				0.120		
13.000	0.000	0.000	0.000	1.18	-	-	0.000	0.000	0.000	1.36	-	-				0.000	0.000	0.000	0.038	-	-	0.000	0.000	0.000	0.195	-	-				0.130		
14.000	0.000	0.000	0.000	0.432	-	-	0.000	0.000	0.000	0.716	-	-				0.220	0.220	0.220	0.220	0.220	1	-	0.000	0.000	0.000	0.552	-	-				0.140	
15.000	0.000	0.000	0.000	0.089	-	-	0.241	0.241	0.197	0.205	0.205	20	5			0.000	0.000	0.000	0.953	-	-	0.000	0.000	0.000	1.15	-	-				0.150		
16.000	0.000	0.000	0.000	0.009	-	-	0.000	0.000	0.000	0.117	-	-				0.000	0.000	0.000	1.88	-	-	0.000	0.000	0.000	1.96	-	-				0.160		
17.000	0.000	0.000	0.000	0.001	-	-	0.000	0.000	0.000	0.037	-	-				0.000	0.000	0.000	2.88	-	-	0.000	0.000	0.000	2.89	-	-				0.170		
18.000	0.000	0.000	0.000	0.001	-	-	0.000	0.000	0.000	0.010	-	-				0.000	0.000	0.000	3.88	-	-	0.000	0.000	0.000	3.88	-	-				0.180		
19.000	0.000	0.000	0.000	0.001	-	-	0.000	0.000	0.000	0.002	-	-				0.000	0.000	0.000	4.88	-	-	0.000	0.000	0.000	4.88	-	-				0.190		
20.000	0.000	0.000	0.000	0.001	-	-					-	-				0.000	0.000	0.000	5.88	-	-					-	-				0.200		
22.000	0.000	0.000	0.000	0.001	-	-					-	-				0.000	0.000	0.000	7.88	-	-					-	-				0.220		
24.000	0.000	0.000	0.000	0.001	-	-					-	-				0.000	0.000	0.000	9.88	-	-					-	-				0.240		
Totals:					0	0						20	5	0	0							0	0							0	5	0	0
Number of Trades:					0							3		0									1.00								0		0

PIRAEUS FINANCIAL HOLD (CR)

(Contract Size: 100 Securities, Exercise Style: American, Physical Delivery)

Call Options														Put Options																		
June 2023							July 2023							Other Months		June 2023							July 2023							Other Months		Exercise Price
Open price	Price max	Price min	Last price	Closing price	Volume	Open Interest	Open price	Price max	Price min	Last price	Closing price	Volume	Open Interest	Volume	Open Interest	Open price	Price max	Price min	Last price	Closing price	Volume	Open Interest	Open price	Price max	Price min	Last price	Closing price	Volume	Open Interest	Volume	Open Interest	
0.500	0.000	0.000	0.000	2.19	-	-										0.000	0.000	0.000	0.001	-	-											0.005
0.550	0.000	0.000	0.000	2.14	-	-										0.000	0.000	0.000	0.001	-	-											0.006
0.600	0.000	0.000	0.000	2.09	-	-										0.000	0.000	0.000	0.001	-	-											0.006
0.650	0.000	0.000	0.000	2.04	-	-										0.000	0.000	0.000	0.001	-	-											0.007
0.700	0.000	0.000	0.000	1.99	-	-										0.000	0.000	0.000	0.001	-	-											0.007
0.750	0.000	0.000	0.000	1.94	-	-										0.000	0.000	0.000	0.001	-	-											0.008
0.800	0.000	0.000	0.000	1.89	-	-										0.000	0.000	0.000	0.001	-	-											0.008
0.850	0.000	0.000	0.000	1.84	-	-										0.000	0.000	0.000	0.001	-	-											0.009
0.900	0.000	0.000	0.000	1.79	-	-										0.000	0.000	0.000	0.001	-	-											0.009
0.950	0.000	0.000	0.000	1.74	-	-										0.000	0.000	0.000	0.001	-	-											0.010
1.000	0.000	0.000	0.000	1.69	-	-										0.000	0.000	0.000	0.001	-	-											0.010
1.100	0.000	0.000	0.000	1.59	-	-										0.000	0.000	0.000	0.001	-	-											0.011
1.200	0.000	0.000	0.000	1.49	-	-										0.000	0.000	0.000	0.001	-	-											0.012
1.300	0.000	0.000	0.000	1.39	-	-										0.000	0.000	0.000	0.001	-	-											0.013
1.400	0.000	0.000	0.000	1.29	-	-										0.000	0.000	0.000	0.001	-	-											0.014
1.500	0.000	0.000	0.000	1.19	-	-										0.000	0.000	0.000	0.002	-	-											0.015
1.600	0.000	0.000	0.000	1.09	-	-	0.000	0.000	0.000		1.10	-	-			0.000	0.000	0.000	0.001	-	-	0.000	0.000	0.000		0.001	-	-				0.016
1.700	0.000	0.000	0.000	0.992	-	-	0.000	0.000	0.000		0.998	-	-			0.000	0.000	0.000	0.002	-	-	0.000	0.000	0.000		0.002	-	-				0.017
1.800	0.000	0.000	0.000	0.893	-	-	0.000	0.000	0.000		0.901	-	-			0.000	0.000	0.000	0.005	-	-	0.000	0.000	0.000		0.005	-	-				0.018
1.900	0.000	0.000	0.000	0.793	-	-	0.000	0.000	0.000		0.807	-	-			0.000	0.000	0.000	0.013	-	-	0.000	0.000	0.000		0.010	-	-				0.019
2.000	0.000	0.000	0.000	0.694	-	-	0.000	0.000	0.000		0.715	-	-			0.000	0.000	0.000	0.001	-	-	0.000	0.000	0.000		0.018	-	-				0.020
2.200	0.000	0.000	0.000	0.501	-	2	0.000	0.000	0.000		0.545	-	-			0.000	0.000	0.000	0.008	-	3	0.000	0.000	0.000		0.048	-	-				0.022
2.400	0.000	0.000	0.000	0.328	-	-	0.000	0.000	0.000		0.397	-	-			0.000	0.000	0.000	0.034	-	-	0.000	0.000	0.000		0.100	-	-				0.024
2.600	0.000	0.000	0.000	0.190	-	-	0.000	0.000	0.000		0.279	-	-			0.000	0.000	0.000	0.096	-	-	0.000	0.000	0.000		0.181	-	-				0.026
2.800	0.000	0.000	0.000	0.096	-	-	0.000	0.000	0.000		0.188	-	-			0.000	0.000	0.000	0.203	-	-	0.000	0.000	0.000		0.289	-	-				0.028
3.000	0.000	0.000	0.000	0.043	-	-	0.000	0.000	0.000		0.121	-	-			0.000	0.000	0.000	0.349	-	-	0.000	0.000	0.000		0.423	-	-				0.030
3.200	0.000	0.000	0.000	0.017	-	-	0.000	0.000	0.000		0.076	-	-			0.000	0.000	0.000	0.524	-	-	0.000	0.000	0.000		0.577	-	-				0.032
3.400	0.000	0.000	0.000	0.006	-	-	0.000	0.000	0.000		0.046	-	-			0.000	0.000	0.000	0.713	-	-	0.000	0.000	0.000		0.748	-	-				0.034
3.600	0.000	0.000	0.000	0.002	-	-	0.000	0.000	0.000		0.027	-	-			0.000	0.000	0.000	0.910	-	-	0.000	0.000	0.000		0.930	-	-				0.036
Totals:					0	2						0	0	0	0	0	0	3					0	0	0	0	0	0	0	0	0	0
Number of Trades:					0							0	0	0	0	0	0.00					0	0	0	0	0	0	0	0	0	0	0

PPC (CR)

(Contract Size: 100 Securities, Exercise Style: American, Physical Delivery)

Call Options														Put Options																		
June 2023							July 2023							Other Months		June 2023							July 2023							Other Months		Exercise Price
Open price	Price max	Price min	Last price	Closing price	Volume	Open Interest	Open price	Price max	Price min	Last price	Closing price	Volume	Open Interest	Volume	Open Interest	Open price	Price max	Price min	Last price	Closing price	Volume	Open Interest	Open price	Price max	Price min	Last price	Closing price	Volume	Open Interest	Volume	Open Interest	
3.400	0.000	0.000	0.000	5.99	-	-										0.000	0.000	0.000	0.001	-	-											0.034
3.600	0.000	0.000	0.000	5.79	-	-										0.000	0.000	0.000	0.001	-	-											0.036
3.800	0.000	0.000	0.000	5.60	-	-										0.000	0.000	0.000	0.001	-	-											0.038
4.000	0.000	0.000	0.000	5.40	-	-										0.000	0.000	0.000	0.001	-	-											0.040
4.400	0.000	0.000	0.000	5.00	-	-										0.000	0.000	0.000	0.001	-	-											0.044
4.800	0.000	0.000	0.000	4.60	-	-										0.000	0.000	0.000	0.001	-	-											0.048
5.200	0.000	0.000	0.000	4.20	-	-										0.000	0.000	0.000	0.001	-	-											0.052
5.600	0.000	0.000	0.000	3.80	-	-										0.000	0.000	0.000	0.001	-	-											0.056
6.000	0.000	0.000	0.000	3.40	-	-	0.000	0.000	0.000		3.41	-	-			0.000	0.000	0.000	0.003	-	-	0.000	0.000	0.000		0.032	-	-			0.060	
6.400	0.000	0.000	0.000	3.00	-	-	0.000	0.000	0.000		3.01	-	-			0.000	0.000	0.000	0.011	-	-	0.000	0.000	0.000		0.002	-	-			0.064	
6.800	0.000	0.000	0.000	2.60	-	-	0.000	0.000	0.000		2.62	-	-			0.000	0.000	0.000	0.001	-	-	0.000	0.000	0.000		0.007	-	-			0.068	
7.200	0.000	0.000	0.000	2.20	-	-	0.000	0.000	0.000		2.23	-	-			0.000	0.000	0.000	0.003	-	-	0.000	0.000	0.000		0.020	-	-			0.072	
7.600	0.000	0.000	0.000	1.81	-	61	0.000	0.000	0.000		1.86	-	-			0.000	0.000	0.000	0.012	-	3	0.000	0.000	0.000		0.048	-	-			0.076	
8.000	0.000	0.000	0.000	1.44	-	-	0.000	0.000	0.000		1.52	-	-			0.000	0.000	0.000	0.036	-	10	0.000	0.000	0.000		0.100	-	-			0.080	
8.400	1.09	1.09	1.09	1.09	5	39	0.000	0.000	0.000		1.20	-	-			0.000	0.000	0.000	0.090	-	5	0.000	0.000	0.000		0.183	-	-			0.084	
8.800	0.000	0.000	0.000	0.784	-	374	0.000	0.000	0.000		0.924	-	-			0.216	0.216	0.216	0.216	0.216	1	-	0.000	0.000	0.000		0.305	-	-			0.088
9.200	0.000	0.000	0.000	0.538	-	-	0.000	0.000	0.000		0.690	-	-			0.000	0.000	0.000	0.336	-	-	0.000	0.000	0.000		0.471	-	-			0.092	
9.600	0.000	0.000	0.000	0.347	-	2	0.000	0.000	0.000		0.501	-	-			0.000	0.000	0.000	0.544	-	-	0.000	0.000	0.000		0.681	-	-			0.096	
10.000	0.000	0.000	0.000	0.208	-	-	0.000	0.000	0.000		0.353	-	-			0.000	0.000	0.000	0.806	-	-	0.000	0.000	0.000		0.933	-	-			0.100	
11.000	0.000	0.000	0.000	0.046	-	-	0.000	0.000	0.000		0.130	-	-			0.000	0.000	0.000	1.65	-	-	0.000	0.000	0.000		1.71	-	-			0.110	
12.000	0.000	0.000	0.000	0.007	-	-	0.000	0.000	0.000		0.041	-	-			0.000	0.000	0.000	2.61	-	-	0.000	0.000	0.000		2.63	-	-			0.120	
13.000	0.000	0.000	0.000	0.001	-	-	0.000	0.000	0.000		0.011	-	-			0.000	0.000	0.000	3.61	-	-	0.000	0.000	0.000		3.61	-	-			0.130	
Totals:					5	476						0	0	0	0	0	5	18							0	0	0	0	0	0		
Number of Trades:					1							0	0	0			1.00								0						0	

Lending Products	Underlying Title	Open Interest[5]	Multilateral Transactions[1]				Bilateral Transactions[2]		Stock Borrowing through OTC (volume)[3]
			Volume(Offered)	Average Weighted	Transactions volume	Average Weighted	Transactions Volume	Average Weighted	Transactions Volume
ADMIEBOR	ADMIE (IPTO) HOLDING S.A. (CR)	---	---	---	---	---	---	410,153	
AEGNBOR	AEGEAN AIRLINES (CR)	---	---	---	---	---	---	24,094	
ALPHABOR	ALPHA SERVICES HOLD (CR)	---	---	---	---	---	---	58,538,708	
ALMYBOR	ALUMIL (CR)	---	---	---	---	---	---	---	
OTOELBOR	AUTOHELLAS SA (CR)	11,710	---	---	---	---	---	82,362	
AVAXBOR	AVAX S.A. (CR)	---	---	---	---	---	---	---	
EEEBOR	CC HBC AG (CR)	8,986	---	---	---	---	---	47,768	
CENERBOR	CENERGY HOLDINGS (CB)	---	---	---	---	---	---	---	
ELLAKTORBOR	ELLAKTOR (CR)	9,960	---	---	---	---	---	277,176	
ELHABOR	ELVALHALCOR (CR)	31,639	---	---	---	---	---	64,887	
EUROBBOR	EUROBANK HOLDINGS (CR)	105,987	---	---	3,600	6.28%	3,000	0.01%	34,365,114
EYDAPBOR	EYDAP S.A. (CR)	18,351	---	---	---	---	---	195,574	
FFGRPBOR	FOLLI FOLLIE (CR)	---	---	---	---	---	---	886,310	
FOYRKBOR	FOURLIS (CR)	---	---	---	1	5.50%	---	---	15,104
GEKTERNABOR	GEK TERNA (CR)	---	---	---	---	---	---	55,951	
SARBOR	GR. SARANTIS S.A. (CR)	564	---	---	---	---	---	38,437	
EXAEBOR	HELLENIC EXCHANGES-A.S.E. (CR)	4,000	---	---	200	5.34%	---	---	207,401
ELPEBOR	HELLENIQ ENERGY (CR)	---	---	---	---	---	---	403,508	
INTRKBOR	INTRACOM HOLDINGS (CR)	---	---	---	---	---	---	---	
INKATBOR	INTRAKAT (CR)	---	---	---	---	---	---	---	
BELABOR	JUMBO SA (CR)	55,936	---	---	---	---	---	320,224	
LAMDABOR	LAMDA DEVELOPMENT SA (CR)	---	---	---	---	---	---	487,791	
MIGBOR	MIG (CR)	1,881	---	---	---	---	---	40,179	
MOHBOR	MOTOR OIL (CR)	26,014	---	---	---	---	---	901,528	
MYTILBOR	MYTILINEOS (CR)	1,750	---	---	24,000	7.13%	---	---	118,381
ETEBOR	NATIONAL BANK (CR)	1,500	---	---	---	---	20,000	0.01%	10,731,440
OPAPBOR	OPAP (CR)	2,000	---	---	---	---	---	1,446,126	
HTOBOR	OTE (CR)	---	---	---	---	---	---	1,072,901	
PPABOR	P.P.A. S.A. (CR)	3,250	---	---	---	---	---	65,287	
TPEIRBOR	PIRAEUS FINANCIAL HOLD (CR)	5,000	---	---	---	---	68,000	0.01%	918,208
PPCBOR	PPC (CR)	3,000	---	---	---	---	---	1,695,537	

## Stock Lending Notes

[1] - Multilateral contracts Lending or Borrowing as per Methods 8-1, 8-2 and 8-3-3 (According to ATHEX BoD Resolution No.17)

[2] - Bilateral Contracts Lending or Borrowing as per Methods 8-3-1 and 8-3-2 (According to ATHEX BoD Resolution No.20 )

[3] - The information concerning OTC Stock Borrowing Transactions is based on the statements of the Dematerialised Securities System (DSS) operators involved and refers to volumes that have been registered up until the previous working day.

[4] - Average Price (Volume weighted)

[5] - The Data concerning Open Interest before the start of trading session

Lending Products	Underlying Title	Open Interest[5]	Multilateral Transactions[1]				Bilateral Transactions[2]		Stock Borrowing through OTC (volume)[3]	
			Volume(Offered)	Average Weighted	Transactions volume	Average Weighted	Transactions Volume	Average Weighted	Transactions Volume	
QUALBOR	QUALITY & RELIABILITY SA (CR)	---	---	---	---	---	---	---	---	
QUESTBOR	QUEST HOLDINGS (CR)	11,143	---	---	---	---	---	---	58,355	
TENERGYBOR	TERNA ENERGY (CR)	---	---	---	---	---	---	---	106,351	
TITCBOR	TITAN CEMENT (CB)	4,920	---	---	---	---	---	---	436,966	
VIOBOR	VIOHALCO SA/NV (CB)	22,177	---	---	---	---	---	---	---	

## Stock Lending Notes

[1] - Multilateral contracts Lending or Borrowing as per Methods 8-1, 8-2 and 8-3-3 (According to ATHEX BoD Resolution No.17)

[2] - Bilateral Contracts Lending or Borrowing as per Methods 8-3-1 and 8-3-2 (According to ATHEX BoD Resolution No.20 )

[3] - The information concerning OTC Stock Borrowing Transactions is based on the statements of the Dematerialised Securities System (DSS) operators involved and refers to volumes that have been registered up until the previous working day.

[4] - Average Price (Volume weighted)

[5] - The Data concerning Open Interest before the start of trading session

## Sectors codification for listed companies

12003-	ETF	10101010	Computer Services
10101015	Software	10102030	Computer Hardware
15101010	Telecommunications Equipment	15102015	Telecommunications Services
20101010	Health Care Facilities	20101025	Health Care Services
20102010	Medical Equipment	20103015	Pharmaceuticals
30101010	Banks	30202000	Diversified Financial Services
30202010	Asset Managers & Custodians	30202015	Investment Services
30204000	Closed End Investments	30302010	Full Line Insurance
30302015	Insurance Brokers	30302025	Property and Casualty Insurance
35101010	Real Estate Holding and Development	35101015	Real Estate Services
35102000	Diversified REITs	35102030	Office REITs
40201040	Rental & Leasing Services: Consumer	40202010	Home Construction
40202015	Household Furnishings	40202020	Household Appliance
40203040	Electronic Entertainment	40203045	Toys
40204020	Clothing & Accessories	40301010	Entertainment
40301030	Publishing	40301035	Radio & TV Broadcasters
40401010	Diversified Retailers	40401020	Apparel Retailers
40401025	Home Improvement Retailers	40401030	Specialty Retailers
40501010	Airlines	40501015	Travel & Tourism
40501020	Casinos & Gambling	40501025	Hotels & Motels
45101015	Distillers & Vintners	45101020	Soft Drinks
45102010	Farming Fishing Ranching & Plantations	45102020	Food Products
45103010	Tobacco	45201010	Food Retailers & Wholesalers
45201020	Personal Products	50101010	Construction
50101020	Building Roof/Wallboard and Plumbing	50101030	Cement
50101035	Building Materials: Other	50202010	Electrical Components
50203000	Diversified Industrials	50203015	Plastics
50203030	Containers & Packaging	50204000	Machinery: Industrial
50204020	Machinery: Construction & Handling	50205010	Industrial Suppliers
50205020	Back Office Support HR & Consulting	50205030	Forms & Bulk Printing Services
50206015	Commercial Vehicles & Parts	50206030	Marine Transportation
50206060	Transportation Services	55101000	Diversified Materials
55101020	Textile Products	55102000	General Mining
55102010	Iron & Steel	55102015	Metal Fabricating
55102035	Aluminum	60101020	Oil Refining and Marketing
65101010	Alternative Electricity	65101015	Conventional Electricity
65102030	Water		



**ATHEX**  
Athens Stock Exchange

Λεωφ. Αθηνών 110 104 42 Αθήνα  
110, Athinon Ave. GR 104 42 Athens  
tel. (+30)210-33.66.800, fax (+30)210-33.66.101  
[www.athexgroup.gr](http://www.athexgroup.gr)