


23

Ημερήσιο Δελτίο  
Συναλλακτικής Δραστηριότητας

Daily Official List  
of Trading Activity

Friday, 31 March, 2023

Year: 144 Trading Day No: 63



**ATHEXGROUP**  
Athens Exchange Group

**Disclaimer:**

Hellenic Exchanges-Athens Stock Exchange S.A. endeavours to ensure that the data and other material ("Information") presented on the Daily Official List are accurate and complete, but it is not liable for any errors or omissions of data or /and for the accuracy, credibility, updating and completeness of the aforesaid information nor it has any liability arising directly or indirectly from the use of the above Information.

The Company is not liable for the accuracy of the data included in listed companies' announcements. Only the sender of such an announcement is fully and solely liable for any infringement of third party's rights from the content of such announcement. All contents of the Daily Official List are provided only for information purposes and do not constitute investment advice or solicitation to invest in securities or other products listed for trading on the Exchange.

You acknowledge and agree that the Company is the owner of any property rights related to any Information appearing on the Daily Official List including intellectual property rights copyright, trademarks, etc.

The above data are a property of the Hellenic Exchanges-Athens Exchange and are copyright protected. Users are forbidden to reproduce, modify, copy, sale, transmit or redistribute, by all reproduction means and methods, part or the whole of the above data, without reference to their source.

The commercial exploitation of these data is, also, forbidden by third parties. Hellenic Exchanges-Athens Exchange does not carry any responsibility, direct or indirect, derived from usage or accidental alteration of the above data when used by third parties.

---

**Hellenic Exchanges – Athens Stock Exchange S.A.**

110 Athinon Ave., 10442 Athens, Tel: (210) 33.66.800, Fax: (210) 32.13.938

[www.athexgroup.gr](http://www.athexgroup.gr)

---

**Thessalonica Stock Exchange Center (T.S.E.C)**

16-18 Katouni Str., Thessalonica 546 25 Tel: (2310) 567.667, Fax: (2310) 530.545

---

**Athex Members Guarantee Fund**

14-16 Fidiou Str., Athens 106 78, Tel: (210) 33.04.682, Fax: (210) 33.04.155

---

**Hellenic Republic Capital Market Commission**

1 Kolokotroni Str. & 1 Stadiou Str., Athens 10562 Tel: (210) 33.77.100 Fax: (210) 33.77.173

---

**Table of Contents**

---

**Section 1: Statistical Figures of Securities, Derivatives and Lending**

Summary of Markets

Athex Indices

Analytic Figures for Athex Market's Boards and Categories

Trading Details by Athex Sectors and Financial Instruments (ETFs)

Top 10 best &amp; worst performing Shares

Derivatives Summary

**Section 2: Analytic Figures of Shares Transactions**

Analytic Figures of Shares Transactions

Shares' Notes

**Section 3: Figures of Securities Transactions**

Securities Blocks Details

Shares Rights Details

Stock Borrowing

Forced Sales Details

Forced Sales Registered Shares

Exchange Traded Funds (ETFs) Characteristics

**Section 5: Bonds traded in Fixed Income Assets Market**

Convertible Corporate Bonds - Regulated Market

Non Convertible Corporate Bonds - Regulated Market

Government Bonds

Treasury Bills &amp; Zero Coupon Government Bonds

Government Bonds Traded with the Open Outcry Method

State Banks Bonds

**Section 6: Additional Infos**

Athex &amp; ATHEXClear Members List

List of Stocks under Market Making operations

**Section 7: Derivatives Market Analytic Figures**

Index Futures

Stock Futures

Index Options

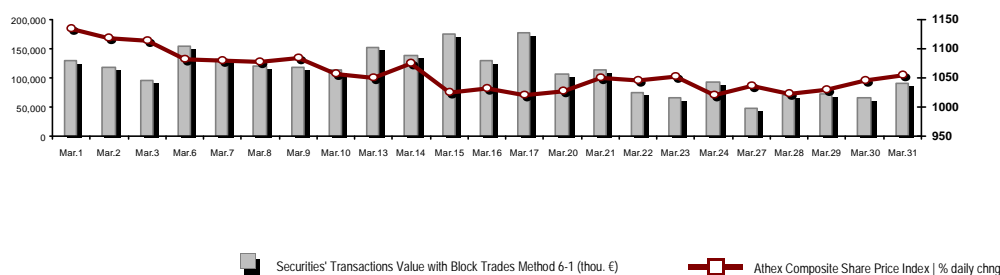
Stock Options

Stock Lending Analytic Figures

**Appendix A: Sectors codification for listed companies**

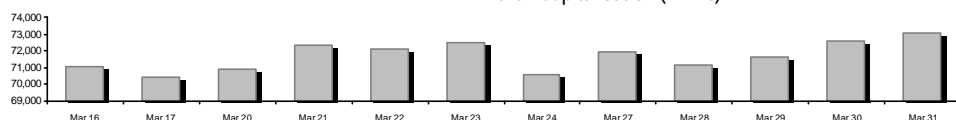
## Summary of Markets

Athex Composite Share Price Index vs Shares and Derivatives Transactions Value

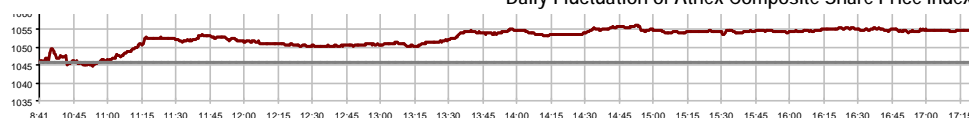


Athex Capitalisation (mill. €) **:	73,046.19		Derivatives Total Open Interest	353,618	
Daily change: mill. €   %	471.96	0.65%	in Index Futures   % daily chng	6,690	0.42%
Yearly Avg Capitalisation: mill. €   % chng prev year Avg	71,757.48	13.79%	in Stock Futures   % daily chng	344,573	1.29%
Athex Composite Share Price Index   % daily chng	1,054.59	0.84%	in Index Options   % daily chng	1,196	16.00%
Athex Composite Share Price Index Capitalisation (mill. €)	65,545.11		in Stock Options   % daily chng	1,159	0.00%
Daily change (mill. €)	454.58				
Securities' Transactions Value with Block Trades Method 6-1 (t)	90,540.70		Derivatives Contracts Volume:	13,364	
Daily change: %	23,517.31	35.09%	Daily change: pieces   %	-12,865	-49.05%
YtD Avg Trans. Value: thou. €   % chng prev year Avg	110,966.62	53.59%	YtD Avg Derivatives Contracts % chng prev year Avg	52,950	54.14%
Blocks Transactions Value of Method 6-1 (thou. €)	24,408.15		Derivatives Trades Number:	1,206	
Blocks Transactions Value of Method 6-2 & 6-3 (thou. €)	0.00		Daily change: number   %	-505	-29.51%
Bonds Transactions Value (thou.€)	574.40		YtD Avg Trades number % chng prev year Avg	2,662	29.59%
Securities' Transactions Volume with Block Trades Method 6-1 (tho)	26,476.96		Lending Total Open Interest	573,338	
Daily change: thou. pieces   %	-359.96	-1.34%	Daily change: pieces   %	2,850	0.50%
YtD Avg Volume: % chng prev year Avg	44,575.63	57.23%	Lending Volume (Multilateral/Bilateral)	2,600	
Blocks Transactions Volume of Method 6-1 (thou. Pieces)	5,509.17		Daily change: pieces   %	-5,650	
Blocks Transactions Volume of Method 6-2 & 6-3 (thou. Pieces)	0.00		Multilateral Lending	2,600	
Bonds Transactions Volume	617,000		Bilateral Lending	0	
Securities' Trades Number with Block Trades Method 6-1	24,614		Lending Trades Number:	6	
Daily change: number   %	-4,195	-14.56%	Daily change: %	2	
YtD Avg Trades number % chng prev year Avg	38,753	31.74%	Multilateral Lending Trades Number	6	
Number of Blocks Method 6-1	23		Bilateral Lending Trades Number	0	
Number of Blocks Method 6-2 & 6-3	0				
Number of Bonds Transactions	153				

Athex Capitalisation (mill. €) \*\*



Daily Fluctuation of Athex Composite Share Price Index



Athex Composite Share Price Index at 30/03/2023

Daily Fluctuation of Athex Composite Share Price Index at 31/03/2023

## Athex Indices

Index name	31/03/2023	30/03/2023	pts.	%	Min	Max	Year min	Year max	Year change
Athex Composite Share Price Index	1,054.59 #	1,045.84	8.75	0.84%	1,044.80	1,056.24	929.79	1,140.96	13.42% #
Athex ESG Index	1,197.47 #	1,189.58	7.89	0.66%	1,187.55	1,202.27	1,057.52	1,311.72	13.22% #
FTSE/Athex Large Cap	2,548.89 #	2,532.97	15.92	0.63%	2,527.60	2,560.05	2,250.77	2,795.71	13.21% #
FTSE/Athex Mid Cap Index	1,537.65 #	1,525.54	12.11	0.79%	1,523.76	1,538.60	1,411.43	1,660.73	8.94% #
FTSE/ATHEX High Dividend Yield Index	3,306.10 #	3,294.28	11.82	0.36%	3,285.67	3,314.40	3,028.28	3,547.10	9.17% #
FTSE/ATHEX Global Traders Index Plus	3,036.97 #	3,006.64	30.33	1.01%	3,002.45	3,044.62	2,616.09	3,117.64	16.09% #
FTSE/ATHEX Mid & Small Cap Factor-Weighted Ind	4,764.57 #	4,739.64	24.93	0.53%	4,727.44	4,764.57	4,353.12	4,965.04	8.39% #
ATHEX Select Index Plus	3,470.05 #	3,457.09	12.96	0.37%	3,447.77	3,480.90	3,071.06	3,706.63	12.99% #
ATHEX Select Index	5,556.59 #	5,524.32	32.27	0.58%	5,515.26	5,564.50	4,343.88	6,091.85	27.92% #
FTSE/Athex Market Index	609.98 #	606.06	3.92	0.65%	605.27	612.53	539.21	662.70	13.10% #
Athex Composite Index Total Return Index	1,869.64 #	1,854.13	15.51	0.84%	1,852.29	1,872.57	1,641.17	2,015.89	13.92% #
FTSE/Athex Large Cap Total Return	4,096.28 #	4,070.70	25.58	0.63%			3,623.42	4,431.63	13.75% #
FTSE/Athex Mid Cap Total Return	2,025.29 #	2,009.34	15.95	0.79%			1,881.61	2,180.39	9.02% #
Hellenic Mid & Small Cap Index	1,525.67 #	1,512.32	13.35	0.88%	1,511.06	1,527.45	1,365.14	1,599.85	11.76% #
FTSE/Athex Banks	759.91 €	759.92	-0.01	0.00%	751.81	765.22	640.09	954.15	18.63% #
FTSE/Athex Insurance	2,766.91 ~	2,766.91	0.00	0.00%	2,751.62	2,858.63	2,675.19	3,042.07	-5.73% €
FTSE/Athex Financial Services	1,179.92 €	1,180.85	-0.93	-0.08%	1,167.86	1,182.71	672.72	1,375.02	72.15% #
FTSE/Athex Industrial Goods & Services	5,917.83 #	5,833.75	84.08	1.44%	5,831.80	6,013.80	4,603.86	6,013.80	27.58% #
FTSE/Athex Retail	1,026.95 #	1,018.80	8.15	0.80%	1,015.41	1,031.52	901.21	1,129.08	13.95% #
FTSE/ATHEX Real Estate	3,948.93 #	3,855.12	93.81	2.43%	3,805.17	3,948.93	3,783.96	4,461.05	-3.05% €
FTSE/Athex Consumer Goods & Services	11,107.44 #	11,080.94	26.50	0.24%	11,037.98	11,164.04	8,974.47	12,337.62	21.29% #
FTSE/Athex Food & Beverage	9,442.41 #	9,363.07	79.34	0.85%	9,363.07	9,542.70	8,101.49	9,542.70	11.53% #
FTSE/Athex Basic Resources	6,866.47 #	6,833.23	33.24	0.49%	6,784.60	6,896.51	6,463.31	7,812.43	5.81% #
FTSE/Athex Construction & Materials	3,528.47 #	3,509.77	18.70	0.53%	3,506.28	3,543.83	3,204.90	3,846.65	10.10% #
FTSE/Athex Energy	5,334.43 #	5,195.54	138.89	2.67%	5,149.85	5,339.21	4,780.16	5,856.79	6.06% #
FTSE/Athex Travel & Leisure	2,529.96 €	2,564.01	-34.05	-1.33%	2,529.96	2,572.05	2,196.17	2,610.07	14.10% #
FTSE/Athex Technology	2,233.86 #	2,218.82	15.04	0.68%	2,208.99	2,233.86	2,047.81	2,279.06	8.74% #
FTSE/Athex Telecommunications	3,769.13 #	3,733.48	35.65	0.95%	3,719.58	3,786.47	3,511.53	4,391.80	-7.43% €
FTSE/Athex Utilities	5,046.94 #	4,949.01	97.93	1.98%	4,929.05	5,047.38	4,598.77	5,289.37	9.75% #
FTSE/Athex Health Care	403.04 €	404.17	-1.13	-0.28%	403.04	404.17	390.59	469.84	-3.78% €
FTSE/Athex Personal Products	6,848.50 #	6,817.43	31.07	0.46%	6,782.43	6,975.92	6,441.87	7,905.24	3.67% #
Athex All Share Index	254.62 #	252.97	1.65	0.65%	254.62	254.62	231.11	271.62	10.59% #
Hellenic Corporate Bond Index	119.84 #	119.69	0.15	0.13%			118.78	121.26	0.72% #
Hellenic Corporate Bond Price Index	86.06 #	85.96	0.10	0.12%			85.96	87.55	-0.19% €

Note 1: FTSE/Med 100, Hellenic Corporate Bond Price Index and Hellenic Corporate Bond Index closing prices refer to the previous trading day of 29/03/2023.

Note 2: The Hellenic Mid & Small Cap Index is a Customized index calculated by the Athens Exchange.

## Analytic Figures for Athex Market's Boards and Categories

	Total Traded Securities	Main Market	Surveillance	Exchange Traded Funds (ETFs)
Totals	120	108	11	1
Gain / Lose / Same:	71 / 29 / 20	68 / 25 / 15	2 / 4 / 5	1 / 0 / 0
Athex Capitalisation (mill. €) **	73,046.19	72,657.83	388.35	
Daily Average Trans/ons Value(thou.€)	110,966.62	110,667.04	322.30	35.87
Transactions Value	90,540.70	90,429.29	111.39	0.03
Main Board:	66,132.56	66,021.14	111.39	0.03
Blocks Board 6_2_3:	24,408.15	24,408.15	0.00	0.00
Forced Sales Board:	0.00	0.00	0.00	0.00
Special Terms Board:	0.00	0.00	0.00	0.00
Daily Average Transactions Volume	44,575,635	43,106,652	1,478,233	1,433
Transactions Volume	26,476,964	25,799,338	677,625	1
Main Board:	20,967,798	20,290,172	677,625	1
Blocks Board 6_2_3:	5,509,166	5,509,166	0	0
Forced Sales Board:	0	0	0	0
Special Terms Board:	0	0	0	0
Daily Average Number of Trades	38,753	38,455	295	4
Number of Trades	24,614	24,446	167	1
Main Board:	24,591	24,423	167	1
Blocks Board 6_2_3:	23	23	0	0
Forced Sales Board:	0	0	0	0
Special Terms Board:	0	0	0	0

## Trading Details by Athex Sectors and Financial Instruments (ETFs)

Code	Sectors	Gain / Lose / Same	Number of Trades	Transactions Volume	Transactions Value	% of Total Trans. Value
3010	- Banks	4 / 2 / 0	7,835	19,166,511	35,709,463.85	39.45%
5510	- Basic Resources	6 / 1 / 2	638	241,668	665,223.07	0.73%
5010	- Construction & Materials	10 / 2 / 2	1,322	722,536	2,841,096.91	3.14%
4020	- Consumer Products & Services	2 / 5 / 1	1,025	187,309	2,942,605.53	3.25%
6010	- Energy	2 / 0 / 2	2,223	306,932	5,467,470.26	6.04%
12000	- Financial Instruments	1 / 0 / 0	1	1	25.73	0.00%
3020	- Financial Services	2 / 1 / 1	431	1,387,882	751,438.74	0.83%
4510	- Food Beverage & Tobacco	4 / 1 / 2	268	44,578	792,562.87	0.88%
2010	- Health Care	1 / 1 / 1	50	58,644	26,719.07	0.03%
5020	- Industrial Goods & Services	12 / 3 / 4	3,332	1,130,670	10,464,236.73	11.56%
3030	- Insurance	0 / 0 / 1	7	580	2,095.70	0.00%
4030	- Media	1 / 0 / 0	12	7,000	3,634.67	0.00%
4520	- Personal Care, Drug & Grocery Stores	2 / 1 / 0	185	185,472	1,141,220.54	1.26%
3510	- Real Estate	7 / 2 / 1	628	180,182	796,440.70	0.88%
4040	- Retail	3 / 2 / 2	237	75,024	233,575.62	0.26%
1010	- Technology	8 / 2 / 0	522	197,505	708,145.70	0.78%
1510	- Telecommunications	1 / 1 / 0	1,432	1,124,399	15,111,255.25	16.69%
4050	- Travel & Leisure	2 / 3 / 1	1,649	543,822	5,239,893.72	5.79%
6510	- Utilities	3 / 2 / 0	2,651	907,635	7,629,553.70	8.43%

## Top 10 best &amp; worst performing Shares

Main Market					
With positive Price change	Closing price	change	With negative Price change	Closing price	change
LAMDA DEVELOPMENT SA (CR)	5.83	3.10% #	REDS S.A. (CR)	2.44	-5.43% ⚡
MOTOR OIL (CR)	23.68	2.87% #	SPACE HELLAS SA (CR)	6.44	-2.42% ⚡
PPC (CR)	7.98	2.57% #	OPAP (CR)	14.79	-1.47% ⚡
ADMIE (IPTO) HOLDING S.A. (CR)	1.76	2.33% #	PREMIA (CR)	1.13	-1.31% ⚡
PIRAEUS FINANCIAL HOLD (CR)	1.9975	2.23% #	THESSALONIKA WATER & SEWERAGE	3.36	-1.18% ⚡
HELLENIQ ENERGY (CR)	7.56	2.16% #	AUTOHELLAS SA (CR)	12.16	-0.82% ⚡
EKTER SA (CR)	1.43	2.14% #	ALPHA SERVICES HOLD (CR)	1.125	-0.71% ⚡
LOULIS FOOD (CR)	2.6	1.96% #	EUROBANK HOLDINGS (CR)	1.217	-0.65% ⚡
PROFILE SA (CR)	2.9	1.93% #	EYDAP S.A. (CR)	6.5	-0.61% ⚡
ATTICA BANK S.A. (CR)	13.32	1.83% #	FLEXOPACK SA (CR)	8.55	-0.58% ⚡
With the highest Transactions Value	Value (thou. €)	change	With the highest Transactions Volume	Volume	change
OTE (CR)	15,069.86	0.97% #	ALPHA SERVICES HOLD (CR)	7,734,105	-0.71% ⚡
NATIONAL BANK (CR)	14,587.63	0.27% #	EUROBANK HOLDINGS (CR)	5,081,703	-0.65% ⚡
MYTILINEOS (CR)	9,110.36	1.55% #	NATIONAL BANK (CR)	3,263,647	0.27% #
ALPHA SERVICES HOLD (CR)	8,765.19	-0.71% ⚡	PIRAEUS FINANCIAL HOLD (CR)	3,082,415	2.23% #
EUROBANK HOLDINGS (CR)	6,194.35	-0.65% ⚡	MIG (CR)	1,266,695	0.00% ↔
PIRAEUS FINANCIAL HOLD (CR)	6,091.91	2.23% #	OTE (CR)	1,118,160	0.97% #
PPC (CR)	4,723.78	2.57% #	PPC (CR)	596,320	2.57% #
MOTOR OIL (CR)	4,708.54	2.87% #	MYTILINEOS (CR)	345,629	1.55% #
OPAP (CR)	4,329.45	-1.47% ⚡	INTRAKAT (CR)	301,850	0.63% #
JUMBO SA (CR)	2,740.65	0.36% #	OPAP (CR)	290,938	-1.47% ⚡

Note: Stocks that are not included in the "Under Supervision" category, and the transactions value is more than 10,000 €.

## Derivatives Summary

	Number of Trades	Volume	Open Interest
Index Futures	162	636	6,690
FTSE/Athex Banks	1	5	939
FTSE/Athex Large Cap	161	631	5,751
Stock Futures	1,024	12,537	344,573
ADMIE (IPTO) HOLDING S.A. (CR)	14	106	12,528
AEGEAN AIRLINES (CR)	41	257	867
ALPHA SERVICES HOLD (CR)	135	3,768	123,438
AUTOHELLAS SA (CR)	11	13	106
AVAX S.A. (CR)	1	5	310
CC HBC AG (CR)	8	8	596
CENERGY HOLDINGS (CB)	5	18	6,095
ELLAKTOR (CR)	9	42	1,221
ELVALHALCOR (CR)	3	11	1,329
EUROBANK HOLDINGS (CR)	106	2,503	28,377
EYDAP S.A. (CR)	2	2	534
FOURLIS (CR)	10	30	1,465
GEK TERNA (CR)	15	50	7,922
HELLENIC EXCHANGES-A.S.E. (CR)	20	70	1,833
HELLENIQ ENERGY (CR)	8	28	1,503
INTRACOM HOLDINGS (CR)	2	11	4,154
INTRAKAT (CR)	17	146	6,472
JUMBO SA (CR)	9	26	324
LAMDA DEVELOPMENT SA (CR)	45	166	5,269
MIG (CR)	1	5	1,290
MOTOR OIL (CR)	21	45	347
MYTILINEOS (CR)	74	270	2,184
NATIONAL BANK (CR)	92	685	20,771
OPAP (CR)	5	13	1,806
OTE (CR)	36	176	10,733
P.P.A. S.A. (CR)	0	0	439
PIRAEUS FINANCIAL HOLD (CR)	151	3,390	63,797
PPC (CR)	148	532	23,543
QUEST HOLDINGS (CR)	0	0	167
TERNA ENERGY (CR)	14	67	8,989
TITAN CEMENT (CB)	2	6	770
VIOHALCO SA/NV (CB)	19	88	5,394
Index Options	17	162	1,196
FTSE/Athex Large Cap	17	162	1,196
Stock Options	3	29	1,159
ALPHA SERVICES HOLD (CR)	1	7	3
NATIONAL BANK (CR)	0	0	274
OPAP (CR)	2	22	21
OTE (CR)	0	0	78
PIRAEUS FINANCIAL HOLD (CR)	0	0	322
PPC (CR)	0	0	461
Total Derivatives Traded	1,206	13,364	353,618

Number of Outstanding Securities	Nominal Value	Dividends [1]			Date of Last Coupon Dividend [2]		Note	Shares	Closing price	% change	Previous closing price/date	Open price	Price min	Price max	Last price	Avg price	Last Bid [7]	Last Ask [7]	P/E after tax	Year	Volume	Trades	Transactions Value[8]	Company Mkt Value (thou. €)	Year low	Year high	Sector[ 4]
----------------------------------	---------------	---------------	--	--	----------------------------------	--	------	--------	---------------	----------	-----------------------------	------------	-----------	-----------	------------	-----------	--------------	--------------	---------------	------	--------	--------	-----------------------	-----------------------------	----------	-----------	------------

Main Market - High Liquidity Class

2,348,908,567	0.290	---	---	---	07/04/2008	18/04/2017	---	ALPHA SERVICES HOLD (CR)	1.125	-0.71	€ 1.133	30/03/2023	1.136	1.125	1.145	1.125	1.133	5000@1.12	9200@1.13	---	---	7,734,105	2,468	8,765,193.83	2,642,522.14	1.0015	1.513	30101010
18,176,934	1.00	---	---	---		27/01/2023	---	AUSTRIACARD (CB)	12.04	0.42	€ 11.99	30/03/2023	12.06	11.8	12.06	12.04	11.986	10@11.90	40@12.04	---	---	4,979	22	59,678.64	218,850.29	11.39	13.42	10101010
48,624,764	0.080	0.23	0.46	---	08/04/2022	05/12/2022	---	AUTOHELLAS SA (CR)	12.16	-0.82	€ 12.26	30/03/2023	12.2	12.14	12.38	12.16	12.227	196@12.14	246@12.36	---	---	15,525	186	189,826.74	591,277.13	10.06	12.56	40201040
190,162,681		---	---	---		07/12/2016	---	CENERGY HOLDINGS (CB)	3.91	---	₺ 3.91	30/03/2023	3.91	3.88	3.94	3.91	3.903	89@3.89	2736@3.91	---	---	166,888	374	651,440.92	743,536.08	3.015	4.18	50202010
372,086,095	6.70	0.64	0.71	---	07/07/2022	29/04/2013	---	CC HBC AG (CR)	25.23	0.84	€ 25.02	30/03/2023	25.2	25.2	25.5	25.23	25.38	19@25.20	456@25.23	---	---	29,106	193	738,707.33	9,387,732.18	21.54	25.5	45101020
3,710,677,508	0.220	---	---	---	02/05/2008	20/05/2019	---	EUROBANK HOLDINGS (CR)	1.217	-0.65	€ 1.225	30/03/2023	1.216	1.2035	1.24	1.217	1.219	74534@1.22	5000@1.22	---	---	5,081,703	1,889	6,194,348.50	4,515,894.53	1.0495	1.4935	30101010
52,131,944	1.00	---	0.1102	---	30/06/2022	23/07/2019	---	FOURLIS (CR)	3.54	1.14	€ 3.5	30/03/2023	3.51	3.495	3.56	3.54	3.534	472@3.54	1015@3.56	---	---	43,030	155	152,071.01	184,547.08	3.26	3.99	40401010
305,635,185	2.18	0.1	0.1	0.3	11/01/2023	01/10/2003	---	HELLENIQ ENERGY (CR)	7.56	2.16	€ 7.4	30/03/2023	7.45	7.35	7.56	7.56	7.507	1000@7.54	2430@7.57	---	---	99,596	395	747,690.48	2,310,602.00	6.93	8.68	60101020
136,059,759	0.880	0.77	0.77	---	21/03/2023	05/03/2014	---	JUMBO SA (CR)	19.5	0.36	€ 19.43	30/03/2023	19.57	19.35	19.58	19.5	19.498	580@19.48	10000@19.52	---	---	140,558	779	2,740,651.58	2,653,165.30	15.61	22.06	40203045
176,736,715	0.300	---	---	---	30/05/2007	27/11/2019	---	LAMDA DEVELOPMENT SA (CR)	5.83	3.10	€ 5.655	30/03/2023	5.69	5.565	5.83	5.83	5.707	2500@5.77	832@5.83	---	---	105,140	447	600,077.50	1,030,375.05	5.55	6.6	35101010
939,510,748	0.100	---	---	---	26/04/2007	29/08/2014	---	MIG (CR)	0.217	---	₺ 0.217	30/03/2023	0.217	0.217	0.2175	0.217	0.218	2859445@0.217	1135764@0.218	---	---	1,266,695	87	274,880.61	203,873.83	0.0329	0.28	30202000
107,222,688	0.440	---	(0.5667)	---	17/06/2022	16/03/2022	---	QUEST HOLDINGS (CR)	5.05	-0.39	€ 5.07	30/03/2023	5.07	5.01	5.08	5.05	5.052	1288@5.01	830@5.05	---	---	21,704	84	109,647.51	541,474.57	4.655	5.46	10101010
78,325,475		---	---	---		23/07/2019	---	TITAN CEMENT (CB)	14.66	0.69	€ 14.56	30/03/2023	14.6	14.34	14.68	14.66	14.565	6@14.58	70@14.66	---	---	122,958	296	1,790,826.34	1,148,251.46	12.04	16	50101030
259,189,761		0.02	0.1	---	03/06/2022	26/02/2016	---	VIOHALCO SA/NV (CB)	4.22	0.60	€ 4.195	30/03/2023	4.19	4.135	4.245	4.22	4.23	875@4.21	445@4.24	---	---	103,231	261	436,642.65	1,093,780.79	3.995	4.86	55102015
232,000,000	2.12	0.1069	0.0854	0.0682	29/08/2022	19/06/2017	---	ADMIE (IPTO) HOLDING S.A. (CR)	1.76	2.33	€ 1.72	30/03/2023	1.738	1.716	1.772	1.76	1.756	2000@1.75	1149@1.76	11.68	2021	141,860	202	249,119.07	408,320.00	1.64	2.035	65101015
90,167,100	0.500	---	---	---	03/06/2019	24/05/2021	---	AEGEAN AIRLINES (CR)	7.6	---	₺ 7.6	30/03/2023	7.6	7.54	7.75	7.6	7.651	6334@7.55	300@7.68	---	---	105,744	390	809,031.33	685,269.96	5.27	7.75	40501010
103,423,291	0.570	---	---	---	01/08/2011	06/09/2022	---	GEK TERNA (CR)	10.98	0.37	€ 10.94	30/03/2023	11.06	10.96	11.12	10.98	10.997	1931@10.96	18387@11.00	---	---	25,569	120	281,170.12	1,135,587.74	10.42	12.62	50101010
382,000,000	2.48	---	---	---	20/07/2015	12/12/2001	---	PPC (CR)	7.98	2.57	€ 7.78	30/03/2023	7.78	7.68	7.98	7.98	7.922	1472@7.97	4948@7.99	---	---	596,320	1,360	4,723,779.83	3,048,360.00	6.6	8.48	65101015
914,715,153	1.00	---	---	---	16/05/2008	29/08/2018	---	NATIONAL BANK (CR)	4.47	0.27	€ 4.458	30/03/2023	4.488	4.387	4.5	4.47	4.47	15578@4.47	1125@4.47	---	---	3,263,647	1,614	14,587,630.84	4,088,776.73	3.746	5.528	30101010
375,241,586	0.390	0.01	0.03	---	30/05/2022	14/07/2006	---	ELVALHALCOR (CR)	1.652	0.49	€ 1.644	30/03/2023	1.646	1.64	1.66	1.652	1.653	9882@1.65	2000@1.65	---	---	105,465	242	174,377.93	619,899.10	1.52	1.894	55102015
348,192,005	0.040	---	---	---	05/07/2011	16/07/2021	---	ELLAKTOR (CR)	2.025	0.50	€ 2.015	30/03/2023	2.045	2.005	2.07	2.025	2.038	4562@2.01	200@2.03	---	---	83,244	249	169,637.36	705,088.81	1.706	2.455	50101010
106,500,000	0.600	---	0.28	---	05/09/2022	13/09/2021	---	EYDAP S.A. (CR)	6.5	-0.61	€ 6.54	30/03/2023	6.46	6.46	6.64	6.5	6.558	550@6.47	488@6.59	---	---	28,054	322	183,977.96	692,250.00	6.36	7.34	65102030
110,782,980	0.750	---	0.9054	0.4058	21/11/2022	04/11/2013	---	MOTOR OIL (CR)	23.68	2.87	€ 23.02	30/03/2023	22.8	22.8	23.74	23.68	23.524	100@23.66	262@23.68	---	---	200,162	1,804	4,708,542.52	2,623,340.97	20.84	25.82	60101020
142,891,161	0.970	0.378	0.4341	---	24/06/2022	07/07/2017	---	MYTILINEOS (CR)	26.2	1.55	€ 25.8	30/03/2023	25.8	25.78	26.7	26.2	26.359	330@26.18	823@26.30	---	---	345,629	2,224	9,110,356.92	3,743,748.42	19.94	26.7	50203000
25,000,000	2.00	0.4	0.628	---	25/07/2022	08/08/2003	---	P.P.A. S.A. (CR)	19.18	1.05	€ 18.98	30/03/2023	18.98	18.98	19.18	19.18	19.064	21@18.98	28@19.18	13.04	2021	16,887	215	321,930.26	479,500.00	15.86	19.36	50206060
363,341,859	0.300	0.55	0.6	0.3	19/10/2022	29/07/2022	---	OPAP (CR)	14.79	-1.47	€ 15.01	30/03/2023	14.91	14.79	15.05	14.79	14.881	2483@14.79	1869@14.85	---	---	290,938	1,182	4,329,445.93	5,373,826.09	13.02	15.34	40501020
433,664,596	2.83	0.6879	0.8231	---	01/07/2022	18/06/1998	---	OTE (CR)	13.49	0.97	€ 13.36	30/03/2023	13.31	13.31	13.55	13.49	13.477	414@13.47	1912@13.49	---	---	1,118,160	1,361	15,069,862.17	5,850,135.40	12.57	15.73	15102015
1,250,367,223	0.930	---	---	---	16/05/2008	14/04/2021	---	PIRAEUS FINANCIAL HOLD (CR)	1.9975	2.23	€ 1.954	30/03/2023	1.97	1.935	1.998	1.9975	1.976	748@2.00	15000@2.00	---	---	3,082,415	1,761	6,091,906.05	2,497,608.53	1.43	2.449	30101010
69,877,484	0.780	0.2239	0.1493	---	03/06/2022	13/06/2018	---	GR. SARANTIS S.A. (CR)	6.83	0.44	€ 6.8	30/03/2023	6.83	6.67	7	6.83	6.78	20@6.76	1190@6.83	---	---	166,763	152	1,130,661.65	477,263.22	6.39	8	45201020
115,855,090	0.300	0.3407	0.3411	---	04/07/2022	05/03/2020	---	TERNA ENERGY (CR)	19.66	1.55	€ 19.36	30/03/2023	19.54	19.38	19.67	19.66	19.567	50@19.65	540@19.66	---	---	123,219	702	2,410,999.26	2,277,711.07	17.89	21.04	65101010

Main Market - Medium Liquidity Class

13,126,020	0.660	0.0837	0.1163	---	22/06/2022	04/09/2020	---	AS COMPANY SA (CR)	2.22	0.45	€ 2.21	30/03/2023	2.21	2.21	2.23	2.23	2.22	440@2.09	3000@2.22	---	---	177	2	392.87	29,139.76	2.02	2.38	40401030
3,114,144	0.360	0.1558	0.3427	---	14/06/2022	02/06/2020	---	ALPHA TRUST (CR)	5.25	1.94	€ 5.15	30/03/2023	5.15	5.1	5.25	5.25	5.155	100@5.10	100@5.30	---	---	1,321	30	6,809.85	16,349.26	4.32	5.35	30202010
215,805,843	0.300	0.05	---	---	30/12/2021	15/11/2022	---	ATTICA HOLDINGS (CR)	2.39	-0.42	€ 2.4	30/03/2023	2.37	2.37	2.39	2.39	2.382	5300@2.38	14807@2.40	---	---	12,302	24	29,306.96	515,775.96	1.865	2.5	40501015
45,033,921	0.050	---	---	---	04/06/2008	27/03/2023	---	ATTICA BANK S.A. (CR)	13.32	1.83	€ 13.08	30/03/2023	13.16	13.04	13.38	13.38	13.311	140@13.18	51@13.38	---	---	2,038	42	27,127.18	599,851.83	10.62	48.75	30101010
35,764,593	2.10	0.06	0.075	---	26/04/2022	25/11/2019	---	BRIQ PROPERTIES (CR)	1.965	0.26	€ 1.96	30/03/2023	1.96	1.96	1.965	1.965	1.96	1847@1.95	2500@1.97	---	---	13,000	23	25,485.00	70,277.43	1.9	2.11	35102030
101,123,806	0.360	---	---	---	22/07/2010	28/06/2011	---	CENTRIC HOLDINGS (CR)	0.283	1.80	€ 0.278	30/03/2023	0.284	0.276	0.285	0.283	0.281	110@0.280	499@0.283	---	---	12,942	17	3,639.54	28,618.04	0.263	0.333	40203040

Daily Official List																											Year: 144 Trading Day No: 63			
Section 2: Analytic Figures of Shares Transactions																											Friday, 31 March, 2023			
Number of Outstanding Securities	Nominal Value	Dividends [1]		Date of Last Coupon		Note	Shares	Closing price	% change	Previous closing price/date	Open price	Price min	Price max	Last price	Avg price	Last Bid [7]	Last Ask [7]	P/E after tax	Year	Volume	Trades	Transactions Value[8]	Company Mkt Value (thou. €)	Year low	Year high	Sector[ 4]				
2020	2021	2022	Dividend [2]	Right																										
784,500	10.00	---	0.3	---	24/05/2022	31/07/2018	---	CNL CAPITAL (CR)	7.3	---	7.3	30/03/2023	---	---	---	---	100@7.20	100@7.30	16.81	2021	---	---	---	5,726.85	6.8	8	30202010			
10,246,800	0.300	---	---	---	06/10/2005	13/02/2002	---	CPI SA (CR)	0.6	1.70	P	0.59	0.6	0.6	0.6	0.6	80@0.582	7439@0.600	---	---	25	4	15.00	6,148.08	0.55	0.722	10102030			
18,680,300	0.050	---	---	---	06/07/2022		---	DIMAND (CR)	12.05	0.42	P	12	12	11.9	12.1	12.05	12.003	50@12.00	185@12.05	---	---	7,255	54	87,078.25	225,097.62	11.6	14.9	35101010		
54,200,000	0.075	---	0.035	---	19/07/2022	23/11/2021	---	EPSILON NET (CR)	7.48	0.27	P	7.46	7.42	7.4	7.48	7.48	7.474	56@7.42	329@7.52	---	---	3,758	23	28,085.76	405,416.00	6.2	8	10101015		
40,134,921	0.400	---	---	---	30/08/1993	05/12/2022	---	IDEAL HOLDINGS (CR)	4.34	1.64	P	4.27	4.29	4.21	4.34	4.34	4.277	2715@4.33	4000@4.35	---	---	79,279	175	339,048.72	174,185.56	3.38	4.34	10102030		
83,600,000	0.880	---	---	---	03/07/2007	23/09/2022	---	INTRACOM HOLDINGS (CR)	1.82	1.22	P	1.798	1.8	1.78	1.82	1.82	1.806	200@1.80	1000@1.82	---	---	47,453	73	85,684.77	152,152.00	1.678	2.12	10101010		
160,523,985	0.300	---	---	---	12/08/2008	30/12/2022	---	INTRAKAT (CR)	1.59	0.63	P	1.58	1.614	1.546	1.614	1.59	1.59	2000@1.58	16490@1.59	---	---	301,850	294	479,868.51	255,233.14	1.366	1.788	50101010		
167,868,482	0.300	---	---	---	20/08/2007	28/11/2022	---	LAVIPHARM SA (CR)	0.407	0.99	P	0.403	0.409	0.394	0.41	0.41	0.408	800@0.395	5349@0.410	---	---	56,405	40	23,012.62	68,322.47	0.366	0.48	20103015		
4,740,000	0.860	---	---	---	14/03/2003		---	LOGISMOS S.A. (CR)	0.982	---	0.982	30/03/2023	---	---	---	---	---	500@0.970	500@0.998	---	2021	---	---	---	4,654.68	0.946	1.1	10101015		
17,120,280	0.940	0.06	0.06	---	27/06/2022	02/08/2019	---	LOULIS FOOD (CR)	2.6	1.96	P	2.55	2.52	2.47	2.6	2.6	2.579	245@2.55	295@2.60	---	---	6,192	31	15,971.39	44,512.73	2.38	2.82	45102020		
4,419,616	1.58	---	---	0.1131	01/03/2023	04/03/2015	---	MEDICON S.A (CR)	3.56	-0.28	E	3.57	3.57	3.56	3.57	3.56	3.56	385@3.56	9@3.66	---	---	150	3	534.05	15,733.83	3.45	4.15	20102010		
468,700		2.24	3.42	---	03/05/2022	21/05/2004	---	MERMEREN KOMB. A.D. PR. (GDR)	51	---	51	30/03/2023	52	50	52.5	51	51.363	40@50.50	35@52.00	1.61	2021	62	10	3,184.50	23,903.70	43.4	59	55102000		
10,500,000	0.950	---	---	---	24/06/2008	22/07/2022	---	MEVACO SA (CR)	3.14	---	3.14	30/03/2023	---	---	---	---	---	70@3.02	550@3.10	17.02	2021	---	---	---	32,970.00	2.52	3.22	55102015		
87,127,162	0.500	---	---	---	21/05/2008	28/07/2021	---	PREMIA (CR)	1.13	-1.31	E	1.145	1.14	1.11	1.145	1.13	1.136	200@1.11	250@1.14	---	---	31,411	53	35,693.20	98,453.69	1.07	1.36	35101010		
24,377,795	0.230	---	---	---	27/06/2022	08/06/2022	---	PROFILE SA (CR)	2.9	1.93	P	2.845	2.85	2.8	2.91	2.9	2.855	500@2.87	1225@2.90	---	---	11,579	53	33,058.52	70,695.61	2.575	3.18	10101010		
27,345,120	0.280	---	---	---	18/07/2005	26/02/2014	---	QUALITY & RELIABILITY SA (CR)	0.544	0.74	P	0.54	0.54	0.536	0.544	0.544	0.538	1030@0.536	905@0.544	---	---	14,550	25	7,830.40	14,875.75	0.465	0.6	10101010		
57,434,884	1.31	---	---	---	05/06/2008	12/06/2009	---	REDS S.A. (CR)	2.44	-5.43	E	2.58	2.51	2.44	2.51	2.44	2.468	1002@2.40	500@2.45	---	---	4,508	21	11,124.30	140,141.12	2.3	3	35101010		
6,456,530	1.08	0.0804	0.12	---	14/07/2022	02/08/2010	---	SPACE HELLAS SA (CR)	6.44	-2.42	E	6.6	6.64	6.44	6.8	6.44	6.635	84@6.44	199@6.60	---	---	6,239	71	41,393.08	41,580.05	5.28	6.9	15101010		
17,190,046	0.290	---	---	---	16/11/1992	30/11/2022	---	UNIBIOS (CR)	0.617	0.65	P	0.613	0.61	0.603	0.62	0.617	0.614	375@0.603	1550@0.617	---	---	6,350	17	3,897.51	10,606.26	0.558	0.719	50204000		
144,321,516	0.300	---	---	---	01/07/2011	22/01/2020	---	AVAX S.A. (CR)	0.772	0.52	P	0.768	0.78	0.766	0.783	0.772	0.778	1000@0.767	500@0.774	---	---	34,377	85	26,730.26	111,416.21	0.748	1	50101010		
32,413,681	0.370	---	---	---	15/07/2009	11/05/2000	---	ALUMIL (CR)	2.165	1.17	P	2.14	2.15	2.09	2.165	2.165	2.138	1000@2.15	400@2.17	---	---	10,990	42	23,493.50	70,175.62	1.986	2.54	55102035		
3,534,269	3.44	(0.4452)	0.6908	---	16/12/2022	19/07/2022	---	ANDROMEDA SA (CR)	6.4	4.06	P	6.15	6.5	5.9	6.5	6.4	5.997	10@6.10	40@6.40	3.32	2021	1,040	16	6,236.90	22,619.32	5.9	6.9	30204000		
18,810,000	0.400	---	---	---	08/07/2010	14/11/2007	---	VARVERIS - MODA BAGNO SA (CR)	0.716	---	0.716	30/03/2023	0.72	0.694	0.72	0.718	0.701	2500@0.690	80@0.716	---	---	6,605	9	4,631.56	13,467.96	0.62	0.8	40401025		
24,060,000	0.300	0.035	0.055	---	12/04/2022	01/07/2019	---	GEN. COMMERCIAL & IND.SA (CR)	1.35	1.50	P	1.33	1.285	1.285	1.35	1.35	1.338	40@1.29	1485@1.35	8.35	2022	1,314	26	1,757.77	32,481.00	1.175	1.37	50205010		
15,878,748	0.480	---	---	---	10/07/2006	22/03/2004	---	DOMIKI KRITIS SA (CR)	0.788	1.28	P	0.778	0.796	0.77	0.796	0.77	0.787	250@0.750	296@0.770	---	---	90	2	70.86	12,512.45	0.71	0.85	50101010		
34,720,000	0.310	---	---	---	16/06/2010	01/08/2007	---	DROMEAS SA (CR)	0.311	-0.64	E	0.313	0.318	0.306	0.318	0.313	0.311	2940@0.306	1@0.313	---	---	12,689	19	3,942.02	10,797.92	0.3	0.389	40202015		
11,250,000	0.520	---	0.0405	---	01/08/2022	09/11/2015	---	EKTER SA (CR)	1.43	2.14	P	1.4	1.435	1.405	1.44	1.43	1.418	1000@1.41	1000@1.44	---	---	12,710	37	18,026.38	16,087.50	1.33	1.69	50101010		
18,410,839	1.00	0.027	0.262	---	24/08/2022	10/09/2010	---	ELASTRON (CR)	2.6	-0.76	E	2.62	2.6	2.59	2.66	2.6	2.607	45@2.47	40@2.59	---	---	2,949	24	7,687.07	47,868.18	2.21	2.82	55102010		
19,864,886	5.60	0.672	0.672	---	05/05/2022	02/07/2008	---	BANK OF GREECE (CR)	16.65	0.30	P	16.6	16.65	16.3	16.75	16.65	16.618	337@16.65	964@16.70	---	---	2,603	61	43,257.45	330,750.35	16.15	18	30101010		
60,348,000	0.420	0.07	0.1515	---	08/06/2022	04/08/2021	---	HELLENIC EXCHANGES-A.S.E. (CR)	3.925	-0.13	E	3.93	3.91	3.86	3.94	3.925	3.901	455@3.90	48@3.93	---	---	118,826	298	463,511.38	236,865.90	3.09	4.525	30202015		
26,730,187	0.520	0.08	0.1	---	29/06/2022	01/08/2017	---	ELTON SA (CR)	2.29	0.88	P	2.27	2.29	2.25	2.3	2.29	2.271	2590@2.26	50@2.29	---	---	23,582	75	53,562.94	61,212.13	2.08	2.44	50205010		
30,000,000	0.050	0.06	0.09	---	13/05/2022	11/06/2020	---	ENTERSOFT (CR)	3.8	1.06	P	3.76	3.76	3.76	3.8	3.8	3.786	70@3.78	8205@3.80	---	---	10,878	57	41,185.42	114,000.00	3.61	4.24	10101015		
36,300,000	1.12	0.223	0.2186	---	14/09/2022	12/12/2007	---	THESSALONIKA WATER & SEWERAGE	3.36	-1.18	E	3.4	3.41	3.36	3.42	3.36	3.392	1020@3.35	1093@3.40	---	---	18,182	65	61,677.58	121,968.00	3.3	3.66	65102030		
14,833,480	0.300	---	---	---	02/06/2010	04/02/2022	---	EUROCONSULTANTS S.A. (CR)	0.618	1.31	P	0.61	0.612	0.61	0.618	0.618	0.614	20@0.614	10652@0.618	---	---	12,874	42	7,908.93	9,167.09	0.576	0.66	50205020		
114,320,400	0.100	---	0.01	---	26/11/2021	05/08/2019	---	IKTINOS HELLAS SA (CR)	0.577	0.52	P	0.574	0.579	0.568	0.579	0.577	0.571	186@0.568	1971@0.577	---	---	13,742	97	7,848.42	65,962.87	0.4855</				

Number of Outstanding Securities	Nominal Value	Dividends [1]			Date of Last Coupon Dividend [2]		Note	Shares	Closing price	% change	Previous closing price/date	Open price	Price min	Price max	Last price	Avg price	Last Bid [7]	Last Ask [7]	P/E after tax	Year	Volume	Trades	Transactions Value[8]	Company Mkt Value (thou. €)	Year low	Year high	Sector[ 4]
8,424,900	0.500	---	---	---	12/07/2010	04/07/2019	---	INTERTECH SA (CR)	1.02	2.62 <b>P</b>	0.994 30/03/2023	1	0.998	1.025	1.02	1.013	115@1.00	2131@1.02	65.60	2021	6,977	28	7,071.11	8,593.40	0.92	1.185	50205010
19,804,134	0.150	---	---	---	01/07/2004	06/11/2017	---	KEKROPS SA (CR)	1.084	3.83 <b>P</b>	1.044 30/03/2023	1.05	1.04	1.084	1.084	1.052	20@1.04	355@1.08	---	2021	2,813	8	2,958.03	21,467.68	0.903	1.4	35101010
40,219,218	0.260	---	---	---	29/08/2022	10/06/2019	---	KLOUKINAS - LAPPAS SA (CR)	0.968	0.83 <b>P</b>	0.96 30/03/2023	0.972	0.946	0.972	0.968	0.95	1419@0.968	4000@0.970	---	---	47,296	40	44,916.83	38,932.20	0.5	0.972	50101010
21,224,340	0.420	0.0035	0.02	---	06/09/2022	25/04/2006	---	KORDELLOS BROS SA (CR)	0.586	1.74 <b>P</b>	0.576 30/03/2023	0.58	0.572	0.586	0.586	0.58	1000@0.574	4535@0.586	2.87	2021	13,682	15	7,931.68	12,437.46	0.462	0.7	55102010
33,065,136	0.380	0.2	0.2001	---	18/08/2022	16/09/2013	---	KRI-KRI S.A. (CR)	6.34	1.60 <b>P</b>	6.24 30/03/2023	6.34	6.3	6.36	6.34	6.327	544@6.30	883@6.34	15.87	2021	5,450	29	34,480.74	209,632.96	6.08	6.7	45102020
18,017,472	0.360	---	---	---	09/09/2022	28/08/2017	---	KTIMA KOSTAS LAZARIDIS SA (CR)	1.74	5.45 <b>P</b>	1.65 30/03/2023	1.57	1.56	1.74	1.74	1.613	495@1.70	680@1.74	---	---	1,800	12	2,903.61	31,350.40	1.55	1.78	45101015
7,595,160	0.600	---	---	---	10/09/2019	18/08/2010	---	KIRIAKOULIS SHIPPING SA (CR)	1.13	3.20 <b>P</b>	1.095 30/03/2023	1.13	1.13	1.13	1.13	1.13	250@1.04	77@1.13	---	---	10	1	11.30	8,582.53	1	1.265	40501015
5,939,268	0.620	---	---	---	10/07/2003	03/01/2002	---	LANAKAM SA (CR)	0.9	-0.88 <b>E</b>	0.908 30/03/2023	0.9	0.9	0.9	0.9	0.9	200@0.838	1830@0.900	---	---	170	1	153.00	5,345.34	0.716	1.16	40401020
9,819,370	0.500	---	---	---	14/08/2007	09/01/2004	---	MATHIOS REFRACTORY SA (CR)	0.8	---	0.8 30/03/2023	---	---	---	---	---	200@0.725	198@0.795	---	---	---	---	---	7,855.50	0.565	0.885	55101000
29,250,000	0.360	0.02	0.0401	---	21/06/2022	25/04/2019	---	MOTODYNAMICS S.A. (CR)	2.98	-0.33 <b>E</b>	2.99 30/03/2023	3.02	2.94	3.02	2.98	2.972	2000@2.95	7511@2.98	---	---	23,603	63	70,141.26	87,165.00	2.04	3.1	40401030
32,188,050	1.04	---	---	---	21/07/2008	20/01/2000	---	MOUZAKIS (CR)	0.7	---	0.7 30/03/2023	0.7	0.7	0.7	0.7	0.7	250@0.664	20@0.720	---	---	73	1	51.10	22,531.64	0.65	0.806	55101020
43,200,000	1.00	---	0.0824	---	07/09/2022	14/06/2022	---	MPLE KEDROS (CR)	2.28	0.88 <b>P</b>	2.26 30/03/2023	2.3	2.25	2.3	2.28	2.262	500@2.26	1800@2.28	---	---	12,837	14	29,041.62	98,496.00	2.19	2.3	35102000
4,971,466	1.46	---	---	---	04/07/2007	08/10/2003	---	PAIRIS SA (CR)	0.924	---	0.924 30/03/2023	---	---	---	---	---	30@0.900	200@0.922	---	---	---	---	---	4,593.63	0.83	1.18	50203030
27,098,594	0.540	0.07	0.05	0.0201	05/12/2022	14/01/2021	---	PAPOUTSANIS (CR)	2.36	1.29 <b>P</b>	2.33 30/03/2023	2.35	2.34	2.36	2.36	2.344	400@2.32	539@2.36	---	---	1,497	9	3,509.67	63,952.68	2.26	2.51	45201020
7,070,400	0.930	0.1081	0.3242	---	17/06/2022	06/05/2016	---	PETROPOULOS PETROS (CR)	6.8	0.89 <b>P</b>	6.74 30/03/2023	6.76	6.72	6.8	6.8	6.757	590@6.72	3020@6.80	---	---	15,379	72	103,909.42	48,078.72	5.9	6.8	50206015
22,075,665	0.330	0.05	0.1	---	21/06/2022	23/11/2021	---	PLAISIO COMPUTERS SA (CR)	4.58	---	4.58 30/03/2023	4.58	4.58	4.58	4.58	4.58	56739@4.58	1@5.02	---	---	1,254	3	5,743.32	101,106.55	4.48	4.6	40401010
43,741,452	0.660	0.16	0.2723	0.0698	30/01/2023	01/11/1999	---	THRACE PLASTICS SA (CR)	4.045	1.13 <b>P</b>	4 30/03/2023	3.935	3.935	4.045	4.045	4.01	30@3.97	3650@4.05	---	---	11,918	80	47,785.26	176,934.17	3.76	4.68	50203015
21,912,599	0.300	---	---	---	11/04/2011	23/02/2007	---	REVOIL (CR)	1.275	---	1.275 30/03/2023	1.28	1.25	1.29	1.275	1.271	1000@1.26	145@1.28	---	---	4,674	13	5,939.95	27,938.56	1.21	1.5	60101020
13,582,223	1.35	---	---	---	24/06/2008	02/02/2016	---	SIDMA STEEL (CR)	2.34	1.30 <b>P</b>	2.31 30/03/2023	2.31	2.31	2.36	2.34	2.334	200@2.32	390@2.34	---	---	4,510	34	10,526.84	31,782.40	1.85	2.85	55102010
40,693,350	5.00	---	---	---	03/07/2006	26/05/2015	---	TECHNICAL OLYMPIC SA (CR)	2.04	-0.49 <b>E</b>	2.05 30/03/2023	2.09	2.02	2.09	2.04	2.041	500@2.01	185@2.04	---	---	1,575	19	3,214.14	83,014.43	1.76	2.41	40202010
3,048,000	0.300	---	---	---	06/07/2007	01/06/2021	---	TZIRAKIAN PROFIL (CR)	1.89	0.53 <b>P</b>	1.88 30/03/2023	1.86	1.85	1.895	1.89	1.881	50@1.85	2@1.89	2.04	2021	706	9	1,327.80	5,760.72	1.76	2.22	55102010
10,203,575	0.730	---	---	---	16/07/2007	18/10/1999	---	FIERATEX SA (CR)	0.425	---	0.425 30/03/2023	---	---	---	---	---	250@0.412	500@0.423	5.01	2021	---	---	---	4,336.52	0.4	0.5	55101020
8,340,750	1.16	---	---	---	25/06/2009	17/09/2018	---	HAIDEMENOS SA (CR)	0.525	2.94 <b>P</b>	0.51 30/03/2023	0.505	0.505	0.53	0.53	0.527	1000@0.482	445@0.535	19.45	2021	5,524	12	2,913.20	4,378.89	0.452	0.6	50205030

Main Market - Low Liquidity Class

14,000,000	4.15	---	3.42	---	14/09/2022	29/06/1999	---	ALPHA REAL ESTATE SA(CR)	8.36	0.48 <b>P</b>	8.32 30/03/2023	8.32	8.32	8.5	8.36	8.36	600@8.26	30@8.48	---	---	208	6	1,738.80	117,040.00	6.68	9.22	35101015
151,654,947	0.040	---	---	---	01/07/2008	21/02/2020	---	AVE (CR)	0.528	0.76 <b>P</b>	0.524 30/03/2023	0.524	0.518	0.528	0.528	0.519	1000@0.518	2553@0.528	---	---	7,000	12	3,634.67	80,073.81	0.506	0.586	40301010
11,795,024	0.540	0.087	0.136	---	04/07/2022	30/08/2019	---	FLEXOPACK SA (CR)	8.55	-0.58 <b>E</b>	8.6 30/03/2023	8.6	8.2	8.6	8.55	8.431	500@8.50	681@8.60	---	---	11,041	59	93,091.55	100,847.46	7.45	9.45	50203030
10,500,000	4.00	0.37	0.29	---	31/05/2022	02/08/2016	---	INTERCONTINENTAL (CR)	6.4	---	6.4 30/03/2023	6.4	6.4	6.4	6.4	6.4	500@6.35	389@6.70	---	---	10	1	64.00	67,200.00	6.3	6.85	35102000
151,532,467	0.500	0.01	0.02	---	22/07/2022	10/06/2020	---	TRASTOR REAL EST. INV. CO.(CR)	1.06	2.91 <b>P</b>	1.03 30/03/2023	1.06	1.06	1.06	1.06	1.06	3000@1.03	1500@1.07	---	---	3,000	1	3,180.00	160,624.42	0.965	1.14	35102000
15,300,000	0.300	---	---	---	30/07/2009	13/12/1999	---	ATTICA PUBLICATIONS SA (CR)	0.35	---	0.35 30/03/2023	---	---	---	---	---	1100@0.318	417@0.380	---	---	---	---	---	5,355.00	0.3	0.39	40301030
23,986,500	1.05	---	---	---	26/06/2009	15/03/2000	---	BIOKARPET S.A.(CR)	1.97	-3.43 <b>E</b>	2.04 30/03/2023	1.98	1.95	1.98	1.97	1.972	42@1.96	20@1.97	---	---	230	5	453.60	47,253.41	1.5	2.14	50101035
6,325,000	0.600	---	0.19	---	04/07/2022	17/02/2014	---	VOYATZOGLOU (CR)	2.1	-3.67 <b>E</b>	2.18 30/03/2023	2.18	2.1	2.2	2.1	2.108	1000@2.08	128@2.20	---	---	912	9	1,922.90	13,282.50	1.97	2.42	50205010
15,000,000	0.300	---	---	---	06/07/2007	18/07/2000	---	DAIOS PLASTICS SA (CR)	3.12	---	3.12 30/03/2023	3	3	3	3	3	45@3.00	5@3.20	---	---	5	1	15.00	46,800.00	2.92	3.52	50203015
13,673,200	0.880	---	---	---	18/07/2008	26/07/2001	---	EVROFARMA SA (CR)	0.77	---	0.77 30/03/2023	---	---	---	---	---	300@0.732	1418@0.788	---	---	---	---	---	10,528.36	0.684	0.876	45102020
3,307,500	0.210	---	---	---	11/08/2010	30/11/2022	---	ELVE SA (CR)	4.74	---	4.74 30/03/2023	---	---	---	---	---	20@4.74	50@4.88	---	---	---	---	---	15,677.55	4.62	5.2	40204020
60,295,607	0.240	---	---	---	09/07/2007	01/07/2021	---	ELGEKA SA (CR)	0.407	-0.97 <b>E</b>	0.411 30/03/2023	0.41	0.406	0.42	0.419	0.41	2@0.419	290@0.419	---	---	17,212	24	7,049.22	24,540.31	0.38	0.459	45201010
23,828,130	0.500	---	0.0737	---	18/07/2022	17/02/2009	---	ELINOIL S.A. (CR)	2.1	---	2.1 30/03/2023	2.1	2.1	2.16	2.12	2.119	105@2.09	200@2.12	---	---	2,500	11	5,297.31	50,039.07	1.82	2.5	60101020
86,735,980	0.310	---	---	---	06/07/2009	18/08/2022	---	ATHENS MEDICAL CENTER SA (CR)	1.525	---	1.525 30/03/2023	1.525	1.5	1.525	1.525	1.519	500@1.51	56000@1.53	---	---	2,089	7	3,172.40	132,272.37	1.4	1.8	20101025

Number of Outstanding Securities	Nominal Value	Dividends [1]			Date of Last Coupon		Note	Shares	Closing price	% change	Previous closing price/date		Open price	Price min	Price max	Last price	Avg price	Last Bid [7]	Last Ask [7]	P/E after tax	Year	Volume	Trades	Transactions Value[8]	Company Mkt Value (thou. €)	Year low	Year high	Sector[ 4]	
		2020	2021	2022	Dividend [2]	Right																							
2,760,000	11.83	9.4	11	---	14/06/2022	16/07/1990	---	KARELIA (CR)	314	---	↘	314	30/03/2023	---	---	---	---	44@314.00	3@318.00	---	---	---	---	---	866,640.00	288	320	45103010	
6,700,000	0.800	0.179	0.047	---	24/08/2022	29/05/2014	---	MILLS KEPENOS (CR)	2.14	---	↘	2.14	30/03/2023	2.14	2.14	2.14	2.14	200@2.02	200@2.28	21.63	2021	50	1	107.00	14,338.00	2.04	2.54	45102020	
11,510,102	0.890	---	---	---	24/06/2005	06/10/1999	---	NAFPAKTOS TEXTILE (CR)	0.998	---	↘	0.998	30/03/2023	---	---	---	---	200@0.940	1000@0.998	---	---	---	---	---	11,487.08	0.93	1.23	55101020	
6,200,000	0.500	---	---	---	22/06/2010	01/11/1995	---	MINERVA KNITWEAR (CR)	0.492	-0.81	€	0.496	30/03/2023	0.49	0.49	0.5	0.5	0.492	450@0.452	478@0.500	---	---	1,500	3	737.91	3,050.40	0.414	0.585	40204020
21,364,000	1.12	---	---	---	29/07/2019	08/03/2023	---	LAMPSPA HOTEL SA (CR)	23	---	↘	23	30/03/2023	---	---	---	---	100@22.80	100@23.80	---	---	---	---	---	491,372.00	20.6	24	40501025	
8,321,682	0.670	---	---	---	17/08/2007	23/11/1999	---	N. LEVENTERIS (CR)	0.306	---	↘	0.306	30/03/2023	---	---	---	---	---	500@0.336	---	2021	---	---	---	3,155.70	0.22	0.364	50202010	
2,160,524	0.670	---	---	---	03/12/2018	23/11/1999	---	N. LEVENTERIS (PR)	0.282	-9.62	€	0.312	30/03/2023	0.282	0.282	0.282	0.282	0.282	1000@0.306	---	2021	2,000	3	564.00	3,155.70	0.218	0.342	50202010	
6,340,000	0.600	0.134	0.17	0.1	09/12/2022	12/01/2023	---	NAKAS MUSIC	2.4	7.14	P	2.24	30/03/2023	2.26	2.26	2.4	2.4	2.392	162@2.26	50@2.40	---	---	185	4	442.60	15,216.00	2.16	2.7	40401030
10,080,000	3.00	1.42	1.5	---	27/04/2022	27/08/2001	---	TPA SA (CR)	24.7	1.65	P	24.3	30/03/2023	24.4	24.4	24.8	24.7	24.72	2@24.70	45@24.80	---	---	1,053	11	26,030.20	248,976.00	22.7	26.3	50206060
27,379,200	0.980	---	---	---	03/07/2020	29/08/2022	---	CRETE PLASTICS SA (CR)	16	---	↘	16	30/03/2023	16	16	16	16	16	100@16.00	350@16.90	---	---	100	1	1,600.00	438,067.20	14.7	16.8	50203015
255,494,534	2.71	0.352	0.279	0.11	14/12/2022	30/09/2021	---	PRODEA (CR)	8.6	---	↘	8.6	30/03/2023	---	---	---	---	80@7.75	154@8.15	---	---	---	---	---	2,197,252.99	7.3	8.6	35102000	
4,181,450	0.500	---	---	---	21/08/2000	05/03/2002	---	FLOUR MILLS SARANTOPOULOS SA	1.25	---	↘	1.25	30/03/2023	---	---	---	---	---	70@1.25	---	---	---	---	---	5,226.81	1.07	1.5	45102020	

Exchange Traded Funds (ETFs)

906,928	---	---	---	---	15/06/2016	---	ALPHA ETF FTSE Athex Large Cap	25.73	1.10	P	25.45	30/03/2023	25.73	25.73	25.73	25.73	25.73	115@21.20	108@28.00	---	---	---	1	1	25.73	---	22.5	27.79	12003
---------	-----	-----	-----	-----	------------	-----	--------------------------------	-------	------	---	-------	------------	-------	-------	-------	-------	-------	-----------	-----------	-----	-----	-----	---	---	-------	-----	------	-------	-------

Surveillance

356,314,416	0.060	---	---	---	07/07/2010	21/09/2017	5160	FRIGOGLASS SA (CR)	0.0565	2.73	P	0.055	30/03/2023	0.0565	0.056	0.0565	0.0565	0.056	7700@0.056	39000@0.057	---	---	501,237	81	28,299.84	20,131.76	0.05	0.158	50204000
65,326,268	0.530	---	---	---	04/07/2007	19/07/2006	4750	SATO SA (CR)	0.035	---	↘	0.035	30/03/2023	---	---	---	---	---	20000@0.028	22770@0.040	---	---	---	---	---	2,286.42	0.021	0.069	40202015
13,191,620	0.620	---	---	---	04/08/2010	09/09/2002	5232	YALCO - CONSTANTINOU (CR)	0.19	---	↘	0.19	30/03/2023	0.198	0.198	0.198	0.198	0.198	300@0.190	1300@0.198	---	---	700	1	138.60	2,506.41	0.175	0.28	40202020
13,000,000	1.00	---	---	---	01/08/2007	07/04/2000	5093	AKRITAS SA (CR)	0.5	---	↘	0.5	30/03/2023	0.452	0.45	0.452	0.45	0.45	878@0.450	15@0.500	---	---	111	7	49.97	6,500.00	0.45	0.67	50101035
221,519,681	0.300	---	---	---	02/07/2008	28/02/2011	4957	ANEK LINES SA (CR)	0.218	-0.91	€	0.22	30/03/2023	0.218	0.218	0.22	0.218	0.218	2000@0.216	62523@0.220	---	---	36,000	13	7,860.00	49,442.26	0.177	0.248	40501015
312,163	0.300	---	---	---	02/07/2008	28/02/2011	4959	ANEK LINES SA (PR, issue '90)	0.072	---	↘	0.072	30/03/2023	---	---	---	---	---	55000@0.086	---	---	---	---	---	---	49,442.26	0.072	0.086	40501015
2,969,713	0.300	---	---	---	02/07/2008	28/02/2011	4958	ANEK LINES SA (PR, issue '96)	0.38	---	↘	0.38	30/03/2023	---	---	---	---	---	---	64@0.350	---	---	---	---	---	49,442.26	0.173	0.38	40501015
6,330,002	0.300	---	---	---	25/06/2002	15/03/2019	5162	VARVARESSOS (CR)	0.24	---	↘	0.24	30/03/2023	---	---	---	---	---	---	1662@0.250	---	2021	---	---	---	1,519.20	0.16	0.25	55101020
17,579,754	4.16	---	---	---	18/08/2006	02/08/2010	---	BIOTER SA (CR)	0.27	-6.90	€	0.29	30/03/2023	0.262	0.262	0.27	0.27	0.267	5379@0.270	15649@0.276	---	---	35,121	17	9,370.67	4,746.53	0.21	0.398	50101010
54,654,600	0.050	---	---	---	01/07/1998	30/12/2022	5275	VIS SA (CR)	0.179	---	↘	0.179	30/03/2023	0.179	0.179	0.179	0.179	0.179	4950@0.160	1000@0.177	---	2021	1,000	2	179.00	9,783.17	0.149	0.378	50203030
3,961,300	1.28	---	---	---	29/06/2004	03/08/2000	5248	DUROS SA (CR)	0.25	-3.85	€	0.26	30/03/2023	0.25	0.25	0.25	0.25	0.25	50@0.250	851@0.312	---	2021	1,820	1	455.00	990.33	0.2	0.3	40204020
51,754,364	0.300	---	---	---	23/12/2003	24/01/2007	5197	SELECTED TEXT. IND. ASSOC (CR)	0.145	---	↘	0.145	30/03/2023	---	---	---	---	---	2000@0.140	300@0.150	---	---	---	---	---	7,504.38	0.11	0.202	55101020
371,337,000	0.300	---	---	---	30/05/2013	01/07/2022	---	INTRALOT (CR)	0.65	1.56	P	0.64	30/03/2023	0.65	0.65	0.65	0.65	0.65	1700@0.645	39844@0.650	---	---	98,828	39	64,238.20	241,369.05	0.575	0.765	40501020
7,125,216	0.650	---	---	---	01/07/2005	14/12/1999	4955	KRE.KA SA (CR)	0.308	---	↘	0.308	30/03/2023	0.31	0.31	0.31	0.31	0.31	350@0.308	920@0.310	---	2021	280	1	86.80	2,194.57	0.17	0.43	45102010
7,734,375	1.00	---	---	---	09/07/2007	07/01/2011	5266	LIVANIS SA (CR)	0.125	---	↘	0.125	30/03/2023	---	---	---	---	---	3729@0.125	700@0.150	---	---	---	---	---	966.80	0.12	0.18	40301030
15,842,391	1.51	---	---	---	15/07/2009	12/05/2000	5141	BITROS HOLDING SA (CR)	0.56	---	↘	0.56	30/03/2023	---	---	---	---	---	1000@0.500	1000@0.555	---	---	---	---	---	8,871.74	0.408	0.82	55102010
24,319,250	0.300	---	---	---	09/07/2002	04/07/2007	5165	PROODEFTIKH SA (CR)	0.49	---	↘	0.49	30/03/2023	0.49	0.49	0.49	0.49	0.49	6500@0.400	1372@0.490	---	---	828	4	405.72	11,916.43	0.4	0.6	50101010
28,438,268	0.070	---	---	---	21/08/2006	24/11/1999	5253	SPIROY AGRICULTURE SA (CR)	0.18	-2.70	€	0.185	30/03/2023	0.18	0.18	0.18	0.18	0.18	5000@0.170	1583@0.200	---	---	1,700	1	306.00	5,118.89	0.15	0.23	45102010
766,000	1.00	---	---	---	01/07/2004	11/12/2012	5193	TRIA ALFA SA (CR)	12.9	---	↘	12.9	30/03/2023	---	---	---	---	---	10@10.40	11@12.80	-(6)-	2021	---	---	---	12,502.90	7.6	16.9	55101020
245,000	1.00	---	---	---	19/07/2010	11/12/2012	5194	TRIA ALFA SA (PR)	10.7	---	↘	10.7	30/03/2023	---	---	---	---	---	100@9.00	55@11.10	83.21	2021	---	---	---	12,502.90	3.8	12.6	55101020

Suspension Status

5,867,311	0.300	---	---	---	11/08/2010	28/04/2017	5243	DIONIC (CR)	0.11	---	↘	0.11	30/06/2020	---	---	---	---	---	---	---	---	---	---	---	---	645.40	0.11	0.11	50205010
-----------	-------	-----	-----	-----	------------	------------	------	-------------	------	-----	---	------	------------	-----	-----	-----	-----	-----	-----	-----	-----	-----	-----	-----	-----	--------	------	------	----------

Number of Outstanding Securities	Nominal Value	Dividends [1]			Date of Last Coupon		Note	Shares	Closing price	% change	Previous closing price/date		Open price	Price min	Price max	Last price	Avg price	Last Bid [7]	Last Ask [7]	P/E after tax	Year	Volume	Trades	Transactions Value[8]	Company Mkt Value (thou. €)	Year low	Year high	Sector[ 4]
66,948,210	0.300	---	---	---	22/09/2015	22/09/2015	5179	FOLLI FOLLIE (CR)	4.8	---	4.8	24/05/2018	---	---	---	---	---	---	---	---	---	---	---	---	321,351.41	4.8	4.8	40401030
12,417,000	0.310	---	---	---	27/08/2019	28/08/2017	5233	MLS MULTIMEDIA SA (CR)	0.57	---	0.57	12/05/2020	---	---	---	---	---	---	---	---	---	---	---	---	7,077.69	0.57	0.57	10101015
33,301,715	0.320	---	---	---	27/06/2003	08/07/2009	5241	AEGEK (CR)	0.035	---	0.035	25/06/2020	---	---	---	---	---	---	---	---	---	---	---	---	1,165.56	0.035	0.035	50101010
4,737,503	0.320	---	---	---	22/06/2005	22/09/2015	5115	VARANGIS AVEPE S.A. (CR)	0.11	---	0.11	02/03/2022	---	---	---	---	---	---	---	---	---	---	---	---	521.13	0.11	0.11	40202015
7,085,888	1.59	---	---	---	02/07/1996	06/09/2010	5216	ELVIEMEK (CR)	2.6	---	2.6	30/09/2019	---	---	---	---	---	---	---	---	---	---	---	---	18,423.31	2.6	2.6	35101010
25,179,640	0.600	---	---	---	08/08/1994	19/09/2000	5191	PALAIOI OINOI NAOUSIS (CR)	0.026	---	0.026	01/10/2018	---	---	---	---	---	---	---	---	---	---	---	---	742.45	0.026	0.026	45101015
1,540,000	0.600	---	---	---	08/08/1994	19/09/2000	5192	PALAIOI OINOI NAOUSIS (PR)	0.057	---	0.057	01/10/2018	---	---	---	---	---	---	---	---	---	---	---	---	742.45	0.057	0.057	45101015

## Shares' Notes

Code	Note text
( )	- Adjusted dividends.
*	- Last adjusted closing price.
[1]	- Net dividends.
[2]	- The "Date of Last Coupon" for New listings refers to the date company's stocks started to trade in Athex
[3]	- The Company Market Value is referred to the number of outstanding shares
[4]	- Sectors codification can be found in Appendix A
[5]	- The Market Value refers to the total number of shares listed (including their several classes) in the exchange by the company.
[6]	- P/E greater than 100
[7]	- Last view of the Order Book before the end of the trading session
[8]	- All Blocks Methods' Transactions Value are included.
4750	- Transfer to the Under Surveillance Category from 8/4/2011.
4955	- Transfer to the Surveillance Category as from 5/4/2013.
4957	- Transfer to the Surveillance Category as from 5/4/2013.
4958	- Transfer to the Surveillance Category as from 5/4/2013.
4959	- Transfer to the Surveillance Category as from 5/4/2013.
5093	- Transfer to the Surveillance Category as of 8/4/2015.
5115	- Transfer to the Surveillance Category as of 15/04/2016.
5141	- Transfer to the Surveillance Category as of 10/05/2017.
5160	- Transfer to the Surveillance Category as of 15/04/2016.
5162	- Transfer to the Under Supervision Category as of 21/12/2009.
5165	- Transfer to the Surveillance Category as of 15/02/2018.
5179	- Suspension of trading as of 25/05/2018.
5191	- Suspension of trading as of 02/10/2018.
5192	- Suspension of trading as of 02/10/2018.
5193	- Transfer to the Surveillance Category as of 25/10/2018.
5194	- Transfer to the Surveillance Category as of 25/10/2018.
5197	- Transfer to the Surveillance Category as of 07/11/2018.
5216	- Suspension of trading as of 01/10/2019.
5232	- Transfer to the Under Surveillance Category from 08/04/2011.
5233	- Suspension of trading as of 13/05/2020.
5241	- Suspension of trading as of 26/06/2020.
5243	- Suspension of trading as of 01/07/2020.
5248	- Transfer to the Surveillance Category as of 06/09/20116.
5253	- Transfer to the Surveillance Category as of 14/5/2021.
5266	- Suspension of trading as of 04/05/2022.
5275	- Transfer to the Surveillance Category as of 09/07/2020.

## Securities Blocks Details

Securities	Block Volume	Price	Block Trade Value	Time of approval	Note
OTE (CR)	65,000	13.40	871,000.00	11:06:43	20
TITAN CEMENT (CB)	47,093	14.54	684,732.22	11:25:54	20
ALPHA SERVICES HOLD (CR)	500,000	1.14	570,000.00	11:46:05	20
MOTOR OIL (CR)	25,000	23.44	586,000.00	12:28:49	20
TITAN CEMENT (CB)	54,790	14.58	798,838.20	14:14:46	20
NATIONAL BANK (CR)	230,000	4.47	1,028,100.00	15:39:17	20
OTE (CR)	135,000	13.50	1,822,500.00	15:48:42	20
OTE (CR)	50,000	13.53	676,500.00	15:53:02	20
ALPHA SERVICES HOLD (CR)	1,200,000	1.14	1,364,400.00	15:57:15	20
NATIONAL BANK (CR)	300,000	4.48	1,342,500.00	15:58:06	20
JUMBO SA (CR)	21,076	19.49	410,771.24	16:02:40	20
NATIONAL BANK (CR)	1,135,000	4.47	5,073,450.00	16:03:56	20
OTE (CR)	50,000	13.53	676,500.00	16:04:52	20
OTE (CR)	214,715	13.50	2,898,652.50	16:25:17	20
PIRAEUS FINANCIAL HOLD (CR)	300,000	1.97	591,300.00	16:26:45	20
NATIONAL BANK (CR)	125,000	4.49	561,250.00	16:47:53	20
NATIONAL BANK (CR)	197,755	4.49	888,710.97	16:51:55	20
OTE (CR)	50,000	13.49	674,500.00	16:55:23	20
OTE (CR)	66,760	13.39	893,916.40	16:58:32	20
PPC (CR)	50,000	7.98	399,000.00	17:12:03	20
OTE (CR)	63,439	13.48	855,157.72	17:12:58	20
ALPHA SERVICES HOLD (CR)	267,000	1.13	300,375.00	17:15:44	20
EUROBANK HOLDINGS (CR)	361,538	1.22	439,991.75	17:15:47	20

## Blocks Notes

- 9 - Method 6-1 / Special Fees
- 10 - Method 6-1 / Special Fees, SDS
- 14 - Method 6-3 / Settlement, Incomplete Buy and Sell
- 18 - Method 6-2 / SPOT 1
- 19 - Method 6-2 / SPOT 2
- 20 - Method 6-1 and Method 6-1 Same Day Settlement
- 21 - Other Pre-agreed

Shares Rights Details

Occured date	Exercise from	Exercise until	Trading until	Rights	Price min	Price max	Closing price	Last Bid	Last Ask	Volume	Trades	Transactions Value
27/03/2023	30/03/2023	24/04/2023	19/04/2023	ATTICA BANK S.A. (CR)	0.651	4.00	1.40	---	---	8,614	166	14,043.93

Forced Sales Details

Securities	Category of Security	Transactions Volume	Number of Trades	Transactions Value	Note
No Forced Transactions.					

Forced Sales Notes

- 1 - Compulsory Public Forced Sales
- 2 - Forced Sales of Fixed Registered Shares
- 3 - Forced Sales of Remaining Fractional Shares

## Exchange Traded Funds (ETFs) Characteristics

	Transactions Date (T)	Creation / Redemption	Units (T-1)	New Units (T-1)	Redemption Units (T-1)	Units (T) [1]	Fund Assets [2]	Net Unit Price	Dividend per Unit	Dividend Date
ALPHA ETF FTSE Athex Large Cap	31/03/2023	5,000	906,928	---	---	906,928	23,162,720.00	25.5398	0.52	01/07/2022

## ETFs Notes

[1] - Units (T) = Units (T-1) + New Units (T-1) - Redemption Units (T-1)

[2] - The Creation / Redemption Units of T-1 are included.

Non Convertible Corporate Bonds - Regulated Market

Num Listed Bonds	Nominal price	Issue price	Today's Rate	Exp. Date	Duration (years)	Note	Coupon		Trading Unit	Corporate Bonds	Accrued Int.	Yield.T.Mat	Price min	Price max	Closing price	Previous closing price/date	Volume	Transactions Value	Last order		ear min	Year max		
							Common	Preffered											Price	Buy / Sell			Date	
20,148	1,000.00	1,000.00	4.95	26/06/2023	5	---	10	---	1	B&F COMM. & GARM. INDUS. S.A. (Non Convertible)	13.4750	3.9950	---	---	---	100.0000	20/03/2023	---	---	98.0300	B	31/03/2023	99.0571	100.6899
320,000	1,000.00	1,000.00	3.40	21/07/2027	7	---	6	---	1	LAMDA DEVELOPMENT S.A. (Non Convertible)	6.7056	4.7550	93.0000	93.6000	93.5000	93.0120	30/03/2023	16,000	15,062.89	93.0000	B	31/03/2023	91.6000	95.5000
200,000	1,000.00	1,000.00	2.10	27/10/2027	7	---	5	---	1	O.P.A.P. S.A. (Non Convertible)	9.2750	3.6410	93.0000	93.4000	93.1333	93.3000	30/03/2023	3,000	2,821.83	92.5200	B	31/03/2023	92.3100	95.4000
200,000	1,000.00	1,000.00	1.90	23/03/2028	7	---	5	---	1	MOTOR OIL CORINTH REFINERIES SA (Non Convertible)	0.6333	4.4570	88.0000	89.0000	88.7407	88.2620	30/03/2023	91,000	80,481.23	88.2100	B	31/03/2023	87.5500	90.5000
100,000	1,000.00	1,000.00	2.95	11/02/2027	5	---	3	---	1	SAFE BULKERS PARTICIPATIONS PLC (Non Convertible)	4.0972	5.3430	91.2000	92.3898	91.6480	91.5000	30/03/2023	5,000	4,602.88	90.3000	B	31/03/2023	89.9269	96.3000
230,000	1,000.00	1,000.00	4.70	12/07/2029	7	---	2	---	1	LAMDA DEVELOPMENT S.A. (Non convertible)	10.7056	4.5470	99.9000	100.0000	99.9899	99.5900	30/03/2023	20,000	20,212.10	99.6000	B	31/03/2023	98.0000	101.0000
100,000	1,000.00	1,000.00	4.40	26/07/2029	7	---	2	---	1	CPLP SHIPPING HOLDINGS PLC (Non Convertible)	8.3111	4.2710	99.9999	100.0000	100.0000	98.9420	30/03/2023	5,000	5,041.55	99.5000	B	31/03/2023	97.2369	100.8000
200,000	1,000.00	1,000.00	3.60	12/03/2026	7	---	9	---	1	AEGEAN AIRLINES S.A. (Non Convertible)	2.2000	3.7840	97.9999	98.0000	97.9999	97.8000	30/03/2023	34,000	33,394.78	96.6800	B	31/03/2023	95.6301	98.6000
500,000	1,000.00	1,000.00	2.75	03/07/2027	7	---	6	---	1	GEK TERNA S.A. (Non Convertible)	6.9514	5.4800	88.5000	89.0000	88.9999	89.0000	30/03/2023	73,000	65,363.41	88.5000	B	31/03/2023	86.8000	91.0000
90,000	1,000.00	1,000.00	3.00	11/05/2023	5	---	10	---	1	CORAL A.E. (Non Convertible)	12.0000	9.5660	99.1000	99.1000	99.1000	99.1000	29/03/2023	6,000	6,018.00	99.1000	B	31/03/2023	98.8101	100.2000
175,000	1,000.00	1,000.00	3.40	26/07/2024	5	---	8	---	1	ATTICA HOLDINGS S.A. (Non Convertible)	6.4222	4.4180	97.4000	98.1600	98.0000	97.7960	30/03/2023	130,000	127,522.99	97.4000	B	31/03/2023	96.6179	98.5000
100,000	1,000.00	1,000.00	2.70	25/05/2026	5	---	4	---	1	COSTAMARE PARTICIPATIONS PLC (Non Convertible)	9.7500	4.2610	94.0000	95.0000	95.0000	95.3320	30/03/2023	14,000	13,401.50	94.0000	B	31/03/2023	92.1400	97.0000
300,000	1,000.00	1,000.00	2.30	20/07/2028	7	---	4	---	1	PRODEA REIC S.A.(Non Convertible)	4.7278	6.0170	83.0500	84.1500	83.9176	83.0860	30/03/2023	33,000	27,752.02	83.3200	B	31/03/2023	82.0100	85.8000
150,000	1,000.00	1,000.00	2.65	22/10/2026	5	---	3	---	1	CPLP SHIPPING HOLDINGS PLC (Non Convertible)	11.9250	4.0270	94.7000	95.5000	95.1657	94.8500	30/03/2023	39,000	37,565.06	94.3000	B	31/03/2023	92.5500	96.0000
250,000	1,000.00	1,000.00	2.45	16/11/2028	7	---	3	---	1	ELVALHALCOR S.A. (Non Convertible)	9.4597	4.9880	87.9500	87.9800	87.9595	87.9800	30/03/2023	39,000	34,673.13	87.0002	B	31/03/2023	85.6375	91.0000
120,000	1,000.00	1,000.00	2.65	06/12/2028	7	---	3	---	1	NOVAL PROPERTY REIC (Non Convertible)	8.7597	5.1720	87.9500	87.9800	87.9800	87.9800	30/03/2023	40,000	35,534.59	87.0100	B	31/03/2023	84.3700	90.8700
300,000	1,000.00	1,000.00	2.30	14/12/2028	7	---	3	---	1	GEK TERNA S.A. (Non Convertible)	7.0917	5.8710	83.7999	83.8000	83.8000	83.8000	30/03/2023	16,000	13,521.46	83.0010	B	31/03/2023	82.1339	87.4500
150,000	1,000.00	1,000.00	2.60	22/10/2026	7	---	7	---	1	TERNA ENERGY FINANCE S.A. (Non Convertible)	11.7000	4.1720	93.0100	94.0000	93.8763	93.5000	30/03/2023	8,000	7,603.70	93.0100	B	31/03/2023	92.5000	95.7400
100,000	1,000.00	1,000.00	2.80	25/01/2027	5	---	3	---	1	PREMIA S.A. (Non Convertible)	5.3667	5.6010	90.4799	90.4998	90.4799	90.0900	30/03/2023	6,000	5,461.19	88.0110	B	31/03/2023	87.6862	92.5100

Corporate Bonds Notes

Transactions Volume = (Pieces) \* (Nominal Price). Transactions Value = (Pieces) \* (Nominal Price) \* (price %) + (Accrued interest).  
The price of a Bond is stated as a percentage (%) of Bond's Nominal Price.  
Nominal Price in Euros (€), except if it is noted differently.

Non Convertible Corporate Bonds - Regulated Market

Num Listed Bonds	Nominal price	Issue price	Today's Rate	Exp. Date	Duration (years)	Note	Coupon		Trading Unit	Corporate Bonds	Accrued Int.	Yield.T.Mat	Price min	Price max	Closing price	Previous closing price/date		Volume	Transactions Value	Last order		ear min	Year max	
							Common	Preffered												Price	Buy / Sell			Date
120,000	1,000.00	1,000.00	3.95	04/04/2025	7	---	10	---	1	GEK TERNA S.A. (Non Convertible)	---	3.7760	98.0000	98.8999	98.8999	98.0180	30/03/2023	39,000	38,363.98	97.8000	B	31/03/2023	97.5523	99.8000

Corporate Bonds Notes

Transactions Volume = (Pieces) \* (Nominal Price). Transactions Value = (Pieces) \* (Nominal Price) \* (price %) + (Accrued interest).  
The price of a Bond is stated as a percentage (%) of Bond's Nominal Price.  
Nominal Price in Euros (€), except if it is noted differently.

Government Bonds

Number Listed Bonds	Nominal price	Today's Rate	Accrued Interest Calc	Exp. Date [1]	Duration (years)	Note	Coupons Date	Curr. coupon value	Trading Unit	Government Bonds	Price min	Price max	Closing price	Previous closing price/date	Volume	Transactions Value	Price	Last order Buy / Sell	Date
4,500,000	1,000.00	1.88	Actual/Actual	04/02/2035	15	---	04/02	1.88	1	GGB-FXD-040235-15Y-1.875-1.000	---	---	---	---	---	---	---	---	---
2,500,000	1,000.00	3.45	Actual/Actual	02/04/2024	5	---	02/04	3.45	1	GGB-FXD-020424-05Y-3.450-1.000	---	---	---	---	---	---	---	---	---
6,000,000	1,000.00	0.75	Actual/Actual	18/06/2031	10	---	18/06	0.75	1	GGB-FXD-180631-10Y-0.750-1.000	---	---	---	---	---	---	---	---	---
5,962,747,327	1.00	3.75	Actual/Actual	30/01/2028	10	---	/02 - 01/02 - 31/	3.75	1	GGB-FXD-300128-10Y-3.750-1.00	---	---	---	85.4610 13/07/2018	---	---	1.0000	B	28/11/2018
7,067,309,386	1.00	3.90	Actual/Actual	30/01/2033	15	---	/02 - 01/02 - 31/	3.90	1	GGB-FXD-300133-15Y-3.900-1.00	---	---	---	78.6730 13/07/2018	---	---	1.0000	B	28/11/2018
5,472,848,349	1.00	4.00	Actual/Actual	30/01/2037	19	---	/02 - 01/02 - 31/	4.00	1	GGB-FXD-300137-19Y-4.000-1.00	---	---	---	77.0370 13/07/2018	---	---	1.0000	B	28/11/2018
5,276,770,669	1.00	4.20	Actual/Actual	30/01/2042	24	---	/02 - 01/02 - 31/	4.20	1	GGB-FXD-300142-24Y-4.200-1.00	---	---	---	77.7640 13/07/2018	---	---	1.0000	B	28/11/2018
48,794,718	1.00	4.30	Actual/Actual	24/02/2024	12	---	24/02	4.30	1	GGB-FXD-240224-12Y-2.000-1.00	---	---	---	10.0000 22/06/2015	---	---	---	---	---
40,248,141	1.00	4.30	Actual/Actual	24/02/2025	13	---	24/02	4.30	1	GGB-FXD-240225-13Y-2.000-1.00	---	---	---	10.0000 22/06/2015	---	---	---	---	---
59,586,043	1.00	4.30	Actual/Actual	24/02/2026	14	---	24/02	4.30	1	GGB-FXD-240226-14Y-2.000-1.00	---	---	---	10.0000 22/06/2015	---	---	---	---	---
41,118,344	1.00	4.30	Actual/Actual	24/02/2027	15	---	24/02	4.30	1	GGB-FXD-240227-15Y-2.000-1.00	---	---	---	10.0000 22/06/2015	---	---	---	---	---
45,137,734	1.00	4.30	Actual/Actual	24/02/2028	16	---	24/02	4.30	1	GGB-FXD-240228-16Y-2.000-1.00	---	---	---	10.0000 22/06/2015	---	---	---	---	---
61,768,888	1.00	4.30	Actual/Actual	24/02/2029	17	---	24/02	4.30	1	GGB-FXD-240229-17Y-2.000-1.00	---	---	---	10.0000 22/06/2015	---	---	---	---	---
54,567,744	1.00	4.30	Actual/Actual	24/02/2030	18	---	24/02	4.30	1	GGB-FXD-240230-18Y-2.000-1.00	---	---	---	10.0000 22/06/2015	---	---	---	---	---
37,541,515	1.00	4.30	Actual/Actual	24/02/2031	19	---	24/02	4.30	1	GGB-FXD-240231-19Y-2.000-1.00	---	---	---	10.0000 22/06/2015	---	---	---	---	---
37,558,317	1.00	4.30	Actual/Actual	24/02/2032	20	---	24/02	4.30	1	GGB-FXD-240232-20Y-2.000-1.00	---	---	---	10.0000 22/06/2015	---	---	---	---	---
37,473,732	1.00	4.30	Actual/Actual	24/02/2033	21	---	24/02	4.30	1	GGB-FXD-240233-21Y-2.000-1.00	---	---	---	10.0000 22/06/2015	---	---	---	---	---
33,888,293	1.00	4.30	Actual/Actual	24/02/2034	22	---	24/02	4.30	1	GGB-FXD-240234-22Y-2.000-1.00	---	---	---	10.0000 22/06/2015	---	---	---	---	---
35,177,800	1.00	4.30	Actual/Actual	24/02/2035	23	---	24/02	4.30	1	GGB-FXD-240235-23Y-2.000-1.00	---	---	---	10.0000 22/06/2015	---	---	---	---	---
35,547,268	1.00	4.30	Actual/Actual	24/02/2036	24	---	24/02	4.30	1	GGB-FXD-240236-24Y-2.000-1.00	---	---	---	10.0000 22/06/2015	---	---	---	---	---
40,246,306	1.00	4.30	Actual/Actual	24/02/2037	25	---	24/02	4.30	1	GGB-FXD-240237-25Y-2.000-1.00	---	---	---	10.0000 22/06/2015	---	---	---	---	---
37,643,952	1.00	4.30	Actual/Actual	24/02/2038	26	---	24/02	4.30	1	GGB-FXD-240238-26Y-2.000-1.00	---	---	---	10.0000 22/06/2015	---	---	---	---	---
36,977,100	1.00	4.30	Actual/Actual	24/02/2039	27	---	24/02	4.30	1	GGB-FXD-240239-27Y-2.000-1.00	---	---	---	10.0000 22/06/2015	---	---	---	---	---
41,615,000	1.00	4.30	Actual/Actual	24/02/2040	28	---	24/02	4.30	1	GGB-FXD-240240-28Y-2.000-1.00	---	---	---	10.0000 22/06/2015	---	---	---	---	---
42,227,208	1.00	4.30	Actual/Actual	24/02/2041	29	---	24/02	4.30	1	GGB-FXD-240241-29Y-2.000-1.00	---	---	---	10.0000 22/06/2015	---	---	---	---	---
68,288,487	1.00	4.30	Actual/Actual	24/02/2042	30	---	24/02	4.30	1	GGB-FXD-240242-30Y-2.000-1.00	---	---	---	10.0000 22/06/2015	---	---	---	---	---
4,000,000	1,000.00	3.88	Actual/Actual	12/03/2029	10	---	12/03	3.88	1	GGB-FXD-120329-10Y-3.875-1.000	---	---	---	---	---	---	100.0000	B	15/10/2019
4,500,000	1,000.00	0.00	Actual/Actual	12/02/2026	5	---	12/02	0.00	1	GGB-FXD-120226-05Y-0.000-1.000	---	---	---	---	---	---	---	---	---
3,000,000	1,000.00	3.38	Actual/Actual	15/02/2025	7	---	15/02	3.38	1	GGB-FXD-150225-07Y-3.375-1.000	---	---	---	---	---	---	---	---	---
964,000	1,000.00	3.25	Actual/Actual	20/03/2025	6	---	20/03	3.25	1	GGB-FXD-200325-06Y-3.250-1.000	---	---	---	---	---	---	---	---	---
2,100,000	1,000.00	3.55	Actual/Actual	20/03/2026	7	---	20/03	3.55	1	GGB-FXD-200326-07Y-3.550-1.000	---	---	---	---	---	---	---	---	---
40,000	1,000.00	2.18	FLR Actual/360	16/09/2023	1	---	16/03 - 16/09	---	1	GGB-FLT-160923-01Y-2.178-1.000	---	---	---	---	---	---	---	---	---
5,500,000	1,000.00	1.50	Actual/Actual	18/06/2030	10	---	18/06	1.50	1	GGB-FXD-180630-10Y-1.500-1.000	---	---	---	---	---	---	---	---	---
5,364,250	1,000.00	3.25	Actual/Actual	20/03/2050	30	---	20/03	3.25	1	GGB-FXD-200350-30Y-3.250-1.000	---	---	---	---	---	---	---	---	---
3,924,361	1,000.00	2.00	Actual/Actual	22/04/2027	7	---	22/04	2.00	1	GGB-FXD-220427-07Y-2.000-1.000	---	---	---	---	---	---	99.9000	B	22/04/2020

Government Bonds Notes

Transactions Volume = (Pieces) \* (Nominal Price). Transactions Value = (Pieces) \* (Nominal Price) \* (price %) + (Accrued interest).

The Value of current coupon for the issues with NV 0.01 euro refers to NV 100 euros

FLR: Floating Interest Rate.

[1] - The Expiration Date of the interest bearing period and the Date for coupon payment.

Government Bonds

Number Listed Bonds	Nominal price	Today's Rate	Accrued Interest Calc	Exp. Date [1]	Duration (years)	Note	Coupons Date	Curr. coupon value	Trading Unit	Government Bonds	Price min	Price max	Closing price	Previous closing price/date	Volume	Transactions Value	Price	Last order Buy / Sell	Date
2,500,000	1,000.00	1.88	Actual/Actual	23/07/2026	7	---	23/07	1.88	1	GGB-FXD-230726-07Y-1.875-1.000	---	---	---	---	---	---	---	---	---
3,500,000	1,000.00	4.25	Actual/Actual	15/06/2033	10	---	15/06	4.25	1	GGB-FXD-150633-10Y-4.250-1.000	---	---	---	---	---	---	---	---	---
3,500,000	1,000.00	1.88	Actual/Actual	24/01/2052	30	---	24/01	1.88	1	GGB-FXD-240152-30Y-1.875-1.000	---	---	---	---	---	---	---	---	---
3,700,000	1,000.00	1.75	Actual/Actual	18/06/2032	10	---	18/06	1.75	1	GGB-FXD-180632-10Y-1.750-1.000	---	---	---	---	---	---	---	---	---
2,200,000	1,000.00	1.13	FLR Actual/360	15/12/2027	5	---	- 15/12 - 15/03 -	---	1	GGB-FLT-151227-05Y-1.130-1.000	---	---	---	---	---	---	102.1600	B	30/12/2022

Government Bonds Notes

Transactions Volume = (Pieces) \* (Nominal Price). Transactions Value = (Pieces) \* (Nominal Price) \* (price %) + (Accrued interest).

The Value of current coupon for the issues with NV 0.01 euro refers to NV 100 euros

FLR: Floating Interest Rate.

[1] - The Expiration Date of the interest bearing period and the Date for coupon payment.

Treasury Bills & Zero Coupon Government Bonds

	13-Week Maturity									26-Week Maturity								52-Week Maturity									
Issue Date	Exp. Date	Initial Rate	Num Listed Bonds	Nominal price	Issue price	Last Trade Price	Last Trade Date	Volume Traded	Note	Exp. Date	Initial Rate	Num Listed Bonds	Nominal price	Issue price	Last Trade Price	Last Trade Date	Volume Traded	Note	Exp. Date	Initial Rate	Num Listed Bonds	Nominal price	Issue price	Last Trade Price	Last Trade Date	Volume Traded	Note
10/06/2022	---	---	---	---	---	---	---	---	---	---	---	---	---	---	---	---	---	---	09/06/2023	0.83	1,600,000	1,000.00	991.68	---	---	---	---
09/09/2022	---	---	---	---	---	---	---	---	---	---	---	---	---	---	---	---	---	---	08/09/2023	1.97	1,000,000	1,000.00	980.47	---	---	---	---
09/12/2022	---	---	---	---	---	---	---	---	---	---	---	---	---	---	---	---	---	---	08/12/2023	2.73	600,000	1,000.00	973.10	---	---	---	---
10/03/2023	---	---	---	---	---	---	---	---	---	---	---	---	---	---	---	---	---	---	08/03/2024	3.75	1,000,000	1,000.00	963.46	---	---	---	---

Bonds in Circulation	Currency / Min nominal traded Value	Coupons Payment Date	Current Coupon Value	Note	Coupon	Trading Unit	Issue Date	Duration (years)	Today's Interest	A.I.C in days	Bonds	Last price of previous days		Last Outcry in Cash (euro)			Trades in Pieces	Life min	Life Max
												Price	Buy / Sell	Date					
Corporate Bonds in Foreign Currency and Euro																			
103,746	GBP / 10	01/12	0.25	---	64	1	01/12/1930	98	2.5	360	National Mortgage Bank	2.27	05/02/1996	2.27	S	05/02/1996	---	2.27	2.27
0	GBP / 10	01/12	0.25	---	66	1	01/12/1928	100	2.5	360	National Mortgage Bank	---	---	---	---	---	---	---	---

Government Bonds Notes

A.I.C: Accrued Interest Calculation base.  
FLR: Floating Interest Rate.  
The minimum tradeable Nominal Value for all Demeterialised Government Titles is 100 Euros.  
(μτφρ-0)

Athex & ATHEXClear Members List

Member Name			Stock Market			Derivatives Market		ATHEXClear Member	
Address	Phone	Fax	Market Member	Remote Member	Market Maker	Proprietary	Market Maker	General Clearing	Direct Clearing
A. SARRIS SECURITIES S.A.			a						
6, ΔΡΑΓΑΤΣΑΝΙΟΥ 6 ΑΘΗΝΑ	2103367700								
AEONIC SECURITIES C.I.F. P.L.C.			a						
, ΛΑΪΟΥ 6, ΓΡ. 301B, ANNA COURT	35725337600								
ALPHA BANK S.A.								a	
, ΣΤΑΔΙΟΥ 40 ΑΘΗΝΑ	2103260000								
ALPHA FINANCE INVESTMENT SERVICES SINGLE MEMBER SA			a		a	a	a		a
5, ΠΑΝΕΠΙΣΤΗΜΙΟΥ 45 ΑΘΗΝΑ	2103677400								
ARGUS STOCKBROKERS LTD			a	a		a			
25 , 25 ΛΕΩΦΟΡΟΣ ΔΗΜΟΣΘΕΝΗ ΣΕΒΕΡΗ	0035722717000								
ATLANTIC SECURITIES LTD			a	a					
37, ΠΡΟΔΡΟΜΟΥ 37	0035722445400								
AXON SECURITIES S.A.			a			a			
48, ΣΤΑΔΙΟΥ 48 ΑΘΗΝΑ	2103363800								
BETA SECURITIES S.A.			a		a	a			a
29 , Λ.ΑΛΕΞΑΝΔΡΑΣ 29 ΑΘΗΝΑ	2106478930								
BNP PARIBAS S.A.								a	
, ΛΑΜΨΑΚΟΥ 2 ΑΘΗΝΑ	2107468525								
BOFA SECURITIES EUROPE SA			a	a					
, 112 AVENUE KL?BER 75116	+33 153655555								
CAPITAL SECURITIES S.A.			a			a			
58, ΜΗΤΡΟΠΟΛΕΩΣ 58 ΑΘΗΝΑ	2103369700								
CITIGROUP GLOBAL MARKETS EUROPE AG			a	a					
16, REUTERWEG 16	+49 691366-0								
CITIGROUP GLOBAL MARKETS LIMITED			a						
1, 33 CANADA SQUARE -CANARY WHARF	+44 02079864000								
CREDIT SUISSE BANK (EUROPE), S.A.			a	a					
, CALLE AYALA 42, 3A PLANTA-B MADRID	+34917916000								
CREDIT SUISSE SECURITIES (EUROPE) LIMITED			a						
1 , ONE CABOT SQUARE LONDON	+44 2078888888								
CYCLOS SECURITIES S.A.			a			a			
39, ΧΑΡΙΛΑΟΥ ΤΡΙΚΟΥΠΗ 6-8-10 ΑΘΗΝΑ	2103364300								
DEUTSCHE BANK S.A.				a					
1 , GREAT WINCHESTER STREET LONDON	+44 20 754 54209	00441133361437							
EUROBANK EQUITIES INVESTMENT FIRM SINGLE MEMBER SA			a		a	a	a		a
, ΦΙΛΕΛΛΗΝΩΝ 10 & ΞΕΝΟΦΩΝΤΟΣ 13 ΑΘΗΝΑ	2103720425								
EUROBANK S.A.								a	
, ΟΘΩΝΟΣ 8 ΑΘΗΝΑ	2103337000								
EUROCORP INVESTMENT SERVICES S.A.			a			a			a
14, ΠΛ.ΦΙΛΙΚΗΣ ΕΤΑΙΡΕΙΑΣ 14 ΑΘΗΝΑ	2107263600								
EUROTRUST INVESTMENT FIRM SA			a						
113, ΣΕΒΑΣΤΟΥΠΟΛΕΩΣ 113 ΑΘΗΝΑ	2103363100								
EUROXX SECURITIES S.A.			a		a	a	a		a
7, ΠΑΛΑΙΟΛΟΓΟΥ ΧΑΛΑΝΔΡΙ	(210)-6879400	(210)-6879401							
7, PALEOLOGOU CHALANDRI	+30 2106879400	210-6879401							
G. A. PERVANOUS SECURITIES- INVESTMENT SERVICES S.A.			a						
7-9, ΣΟΦΟΚΛΕΟΥΣ 7-9 ΑΘΗΝΑ	2103727200								
GLOBAL CAPITAL SECURITIES & FINANCIAL SERVICES LTD			a	a					
50, ΛΑΡΧΙΕΠΙΣΚΟΠΟΥ ΜΑΚΑΡΙΟΥ Γ'50	0035722710710								
HELLENIC AMERICAN SECURITIES S.A.			a		a	a			a
27, ΑΝΔΡΕΑ ΠΑΠΑΝΔΡΕΟΥ 27 MAROUSI	2103311100								
HELLENIC BANK (INVESTMENTS) LTD				a					
, AVE.KYRIAKOU MATSI 31 - PO BOX 24747 NICOSIA	+357 22500100	357 22500110							
HSBC CONTINENTAL EUROPE								a	
109-111, Λ.ΜΕΣΟΓΕΙΩΝ 109-111	2106960000								
INDEX SECURITIES S.A.			a						
6, ΔΡΑΓΑΤΣΑΝΙΟΥ 6 ΑΘΗΝΑ	2103213920								
J. CHR. MAVRIKIS SECURITIES S.A.			a						
5, ΣΟΦΟΚΛΕΟΥΣ 5 ΑΘΗΝΑ	2103216730								
KAPPA SECURITIES S.A.			a			a			
15, ΒΑΛΑΩΡΙΤΟΥ 15 ΑΘΗΝΑ	2103678600								

Athex & ATHEXClear Members List

Member Name			Stock Market			Derivatives Market		ATHEXClear Member	
Address	Phone	Fax	Market Member	Remote Member	Market Maker	Proprietary	Market Maker	General Clearing	Direct Clearing
KARAMANOF SECURITIES & INVESTMENT SERVICES S.A.			a						
2, ΠΛΑΓ.ΘΕΟΔΩΡΩΝ 2 ATHINA	2103212947								
LAIKI FINANCIAL SERVICES LTD			a						
26, AVE. VYRONOS NICOSIA	357 22367367	357 22718567							
LEON DEPOLAS SECURITIES S.A.			a		a	a			
1, ΧΡΗΣΤΟΥ ΛΑΔΑ 1 ATHINA	2103213276 -28								
MEGA EQUITY SECURITIES & FINANCIAL SERVICES PUBLIC LTD			a	a		a			
42-44, ΛΕΩΦ.ΓΡΙΒΑ ΔΙΓΕΝΗ 42-44	0035722711711								
MERIT SECURITIES S.A			a		a	a			a
5, ΣΟΦΟΚΛΕΟΥΣ 5 ATHINA	2103671880								
MERRILL LYNCH INTERNATIONAL			a						
2 , 2 KING EDWARD STREET LONDON	+44 20276281000								
N. CHRYSOCHOIDIS SECURITIES S.A.			a			a			a
7-9, ΣΟΦΟΚΛΕΟΥΣ 7-9 ATHINA	2103213913								
NATIONAL BANK OF GREECE S.A.			a			a		a	
86, ΑΙΟΛΟΥ STR. ATHINA	(210)-3341000	(210)-3228187							
68, ΑΚΑΔΙΜΙΑΣ STR. ATHINA	(210)-3328817	(210)-3328678							
NATIONAL SECURITIES SINGLE MEMBER SA			a		a	a	a		
66, ΛΕΩΦΟΡΟΣ ΑΘΗΝΩΝ 128-132 & ΙΦΙΓΕΝΙΑΣ ATHINA	2103328784								
NUNTIUS BROKERAGE AND INVESTMENT SERVICES S.A			a						
6, ΔΡΑΓΑΤΣΑΝΙΟΥ 6 ATHINA	2103350599								
ONE PLUS CAPITAL LIMITED			a	a					
, 75 PRODROMOU AVENUE NICOSIA 1307	35722873760								
OPTIMA BANK S.A.			a		a	a	a	a	
32 , ΑΙΓΙΛΕΙΑΣ 32 & ΠΑΡΑΔΕΙΣΟΥ MAROUSI	2108173663								
PANTELAKIS SECURITIES S.A.			a		a	a	a		
57, ΕΘΝΙΚΗΣ ΑΝΤΙΣΤΑΣΕΩΣ 57, ΚΤΙΠΙΟ Β CHALANDRI	2106965000								
PEGASUS SECURITIES S.A			a			a			
17 , ΒΑΛΑΩΡΙΤΟΥ 17 & ΑΜΕΡΙΚΗΣ ATHINA	2103670700								
PIRAEUS BANK S.A.			a			a		a	
, ΑΜΕΡΙΚΗΣ 4 ATHINA	2103335000								
PIRAEUS SECURITIES S. A.			a		a	a	a		a
10, ΣΤΑΔΙΟΥ 10 ATHINA	2103354100								
PROCHOICE SECURITIES LTD			a	a					
57, ΛΕΩΦ.ΣΠΥΡΟΥ ΚΥΠΡΙΑΝΟΥ 57, ΑΚΙΝΗΤΑ Φ	035724661192								
SHARELINK SECURITIES & FINANCIAL SERVICES LTD			a			a			
6 , HOUSE-ΘΕΟΤΟΚΗ 6 ΜΕΓΑΡΟ ΕΛΛΗΝΑ	+357 22554200								
SOCIETE GENERALE S.A.			a	a		a			
, 17 COURS VALMY, CEDEX	+157290504								
SOLIDUS SECURITIES S.A			a			a			a
64, ΛΟΥΙΖΗΣ ΠΙΑΝΚΟΥΡ 64 ATHINA	2106900600								
ST. EM. LAVRENTAKIS SECURITIES S.A.			a			a			
7-9, ΣΟΦΟΚΛΕΟΥΣ 7-9 ATHINA	2103213336								
THE CYPRUS INVESTMENT & & SECURITIES CORPORATION LTD			a	a					
154, ΑΓΙΟΥ ΠΡΟΚΟΠΙΟΥ & ΠΟΣΕΙΔΩΝΟΣ 1	0035722121700								
UBS EUROPE SE			a	a					
, OPERNTURM, BOCKENHEIMER LANDSTRASSE 2-4	496921790								
UBS LIMITED			a						
1 , FINSBURY AVENUE LONDON	+44 2075687135								

## List of Stocks under Market Making operations

Securities	Stock Category
Market Maker	Start Market Making
<b>MLS MULTIMEDIA SA (CR)</b>	<b>Suspension Status</b>
PIRAEUS SECURITIES S. A.	01/08/2019
<b>ALPHA ETF FTSE Athex Large Cap</b>	<b>Exchange Traded Funds (ETFs)</b>
ALPHA FINANCE INVESTMENT SERVICES SINGLE MEMBER SA	02/01/1900
NATIONAL SECURITIES SINGLE MEMBER SA	02/01/1900
<b>ADMIE (IPTO) HOLDING S.A. (CR)</b>	<b>Main Market</b>
EUROBANK EQUITIES INVESTMENT FIRM SINGLE MEMBER SA	24/05/2021
HELLENIC AMERICAN SECURITIES S.A.	09/03/2020
PIRAEUS SECURITIES S. A.	29/06/2017
<b>AEGEAN AIRLINES (CR)</b>	<b>Main Market</b>
EUROBANK EQUITIES INVESTMENT FIRM SINGLE MEMBER SA	22/09/2020
<b>ALPHA SERVICES HOLD (CR)</b>	<b>Main Market</b>
ALPHA FINANCE INVESTMENT SERVICES SINGLE MEMBER SA	29/02/2016
EUROBANK EQUITIES INVESTMENT FIRM SINGLE MEMBER SA	22/10/2006
HELLENIC AMERICAN SECURITIES S.A.	25/07/2014
LEON DEPOLAS SECURITIES S.A.	04/01/2016
MERIT SECURITIES S.A.	03/09/2012
NATIONAL SECURITIES SINGLE MEMBER SA	02/01/1900
PIRAEUS SECURITIES S. A.	28/05/2009
<b>ALPHA TRUST (CR)</b>	<b>Main Market</b>
EUROBANK EQUITIES INVESTMENT FIRM SINGLE MEMBER SA	06/02/2023
LEON DEPOLAS SECURITIES S.A.	04/01/2021
<b>ANDROMEDA SA (CR)</b>	<b>Main Market</b>
BETA SECURITIES S.A.	15/02/2021
<b>ATTICA BANK S.A. (CR)</b>	<b>Main Market</b>
EUROXX SECURITIES S.A.	22/01/2016
PIRAEUS SECURITIES S. A.	20/09/2017
<b>AUSTRIACARD (CB)</b>	<b>Main Market</b>
BETA SECURITIES S.A.	23/03/2023
<b>AUTOHELLAS SA (CR)</b>	<b>Main Market</b>
ALPHA FINANCE INVESTMENT SERVICES SINGLE MEMBER SA	01/07/2019
EUROXX SECURITIES S.A.	02/07/2018
<b>AVAX S.A. (CR)</b>	<b>Main Market</b>
EUROBANK EQUITIES INVESTMENT FIRM SINGLE MEMBER SA	14/12/2015
PIRAEUS SECURITIES S. A.	01/02/2021
<b>AVE (CR)</b>	<b>Main Market</b>
EUROXX SECURITIES S.A.	05/06/2020
<b>BRIQ PROPERTIES (CR)</b>	<b>Main Market</b>
EUROBANK EQUITIES INVESTMENT FIRM SINGLE MEMBER SA	09/09/2019
LEON DEPOLAS SECURITIES S.A.	22/02/2021
<b>CC HBC AG (CR)</b>	<b>Main Market</b>
BETA SECURITIES S.A.	08/03/2021
NATIONAL SECURITIES SINGLE MEMBER SA	02/01/1900
PIRAEUS SECURITIES S. A.	04/05/2015
<b>CENERGY HOLDINGS (CB)</b>	<b>Main Market</b>
ALPHA FINANCE INVESTMENT SERVICES SINGLE MEMBER SA	02/01/2016
EUROBANK EQUITIES INVESTMENT FIRM SINGLE MEMBER SA	02/01/2016
OPTIMA BANK S.A.	14/03/2022
PANTELAKIS SECURITIES S.A.	27/12/2022
<b>CNL CAPITAL (CR)</b>	<b>Main Market</b>
MERIT SECURITIES S.A.	01/10/2018
<b>DIMAND (CR)</b>	<b>Main Market</b>
ALPHA FINANCE INVESTMENT SERVICES SINGLE MEMBER SA	08/08/2022
EUROBANK EQUITIES INVESTMENT FIRM SINGLE MEMBER SA	08/08/2022
<b>EKTER SA (CR)</b>	<b>Main Market</b>
BETA SECURITIES S.A.	26/09/2022
EUROBANK EQUITIES INVESTMENT FIRM SINGLE MEMBER SA	16/10/2017
LEON DEPOLAS SECURITIES S.A.	21/05/2018
<b>ELASTRON (CR)</b>	<b>Main Market</b>
LEON DEPOLAS SECURITIES S.A.	20/02/2017
<b>ELLAKTOR (CR)</b>	<b>Main Market</b>
ALPHA FINANCE INVESTMENT SERVICES SINGLE MEMBER SA	18/03/2019
EUROBANK EQUITIES INVESTMENT FIRM SINGLE MEMBER SA	01/06/2012
EUROXX SECURITIES S.A.	24/09/2018
NATIONAL SECURITIES SINGLE MEMBER SA	02/01/1900
PIRAEUS SECURITIES S. A.	22/10/2018

## List of Stocks under Market Making operations

Securities	Stock Category
Market Maker	Start Market Making
<b>ELTON SA (CR)</b>	<b>Main Market</b>
BETA SECURITIES S.A.	03/09/2012
EUROBANK EQUITIES INVESTMENT FIRM SINGLE MEMBER SA	28/11/2022
OPTIMA BANK S.A.	30/01/2023
<b>ELVALHALCOR (CR)</b>	<b>Main Market</b>
ALPHA FINANCE INVESTMENT SERVICES SINGLE MEMBER SA	07/05/2018
BETA SECURITIES S.A.	09/01/2023
EUROBANK EQUITIES INVESTMENT FIRM SINGLE MEMBER SA	07/05/2018
<b>ENTERSOFT (CR)</b>	<b>Main Market</b>
ALPHA FINANCE INVESTMENT SERVICES SINGLE MEMBER SA	23/03/2023
EUROBANK EQUITIES INVESTMENT FIRM SINGLE MEMBER SA	22/06/2020
<b>EUROBANK HOLDINGS (CR)</b>	<b>Main Market</b>
ALPHA FINANCE INVESTMENT SERVICES SINGLE MEMBER SA	09/01/2006
EUROBANK EQUITIES INVESTMENT FIRM SINGLE MEMBER SA	01/06/2012
HELLENIC AMERICAN SECURITIES S.A.	25/07/2014
LEON DEPOLAS SECURITIES S.A.	30/11/2018
MERIT SECURITIES S.A.	06/11/2017
NATIONAL SECURITIES SINGLE MEMBER SA	02/01/1900
PIRAEUS SECURITIES S. A.	28/09/2009
<b>EUROCONSULTANTS S.A. (CR)</b>	<b>Main Market</b>
OPTIMA BANK S.A.	01/02/2023
<b>EYDAP S.A. (CR)</b>	<b>Main Market</b>
ALPHA FINANCE INVESTMENT SERVICES SINGLE MEMBER SA	27/01/2020
EUROBANK EQUITIES INVESTMENT FIRM SINGLE MEMBER SA	10/06/2019
<b>FOURLIS (CR)</b>	<b>Main Market</b>
EUROBANK EQUITIES INVESTMENT FIRM SINGLE MEMBER SA	01/12/2016
PIRAEUS SECURITIES S. A.	06/03/2017
<b>GEK TERNA (CR)</b>	<b>Main Market</b>
BETA SECURITIES S.A.	08/03/2021
EUROBANK EQUITIES INVESTMENT FIRM SINGLE MEMBER SA	24/05/2021
PIRAEUS SECURITIES S. A.	29/08/2019
<b>GR. SARANTIS S.A. (CR)</b>	<b>Main Market</b>
BETA SECURITIES S.A.	14/05/2012
EUROBANK EQUITIES INVESTMENT FIRM SINGLE MEMBER SA	24/10/2016
<b>HELLENIC EXCHANGES-A.S.E. (CR)</b>	<b>Main Market</b>
HELLENIC AMERICAN SECURITIES S.A.	01/09/2014
NATIONAL SECURITIES SINGLE MEMBER SA	02/01/1900
PIRAEUS SECURITIES S. A.	04/05/2015
<b>HELLENIQ ENERGY (CR)</b>	<b>Main Market</b>
HELLENIC AMERICAN SECURITIES S.A.	14/09/2015
PIRAEUS SECURITIES S. A.	20/03/2017
<b>IDEAL HOLDINGS (CR)</b>	<b>Main Market</b>
EUROBANK EQUITIES INVESTMENT FIRM SINGLE MEMBER SA	07/06/2021
PIRAEUS SECURITIES S. A.	07/06/2021
<b>INTERCONTINENTAL (CR)</b>	<b>Main Market</b>
LEON DEPOLAS SECURITIES S.A.	03/06/2019
<b>INTERLIFE G.C.I.(CR)</b>	<b>Main Market</b>
BETA SECURITIES S.A.	24/10/2022
<b>INTERWOOD-XYLEMPORIA (CR)</b>	<b>Main Market</b>
EUROBANK EQUITIES INVESTMENT FIRM SINGLE MEMBER SA	05/07/2021
PANTELAKIS SECURITIES S.A.	01/07/2021
<b>INTRAKAT (CR)</b>	<b>Main Market</b>
BETA SECURITIES S.A.	04/10/2021
PANTELAKIS SECURITIES S.A.	10/10/2022
<b>JUMBO SA (CR)</b>	<b>Main Market</b>
BETA SECURITIES S.A.	01/02/2021
EUROBANK EQUITIES INVESTMENT FIRM SINGLE MEMBER SA	25/05/2020
MERIT SECURITIES S.A.	06/11/2017
PIRAEUS SECURITIES S. A.	06/03/2017
<b>KLOUKINAS - LAPPAS SA (CR)</b>	<b>Main Market</b>
OPTIMA BANK S.A.	02/01/2023
<b>KRI-KRI S.A. (CR)</b>	<b>Main Market</b>
EUROBANK EQUITIES INVESTMENT FIRM SINGLE MEMBER SA	07/05/2018
LEON DEPOLAS SECURITIES S.A.	16/01/2017

## List of Stocks under Market Making operations

Securities	Stock Category
Market Maker	Start Market Making
<b>LAMDA DEVELOPMENT SA (CR)</b>	Main Market
EUROBANK EQUITIES INVESTMENT FIRM SINGLE MEMBER SA	08/12/2014
PANTELAKIS SECURITIES S.A.	06/11/2017
PIRAEUS SECURITIES S. A.	29/06/2017
<b>LAMPSPA HOTEL SA (CR)</b>	Main Market
LEON DEPOLAS SECURITIES S.A.	16/01/2017
<b>MIG (CR)</b>	Main Market
EUROBANK EQUITIES INVESTMENT FIRM SINGLE MEMBER SA	23/03/2015
PIRAEUS SECURITIES S. A.	02/02/2009
<b>MOTOR OIL (CR)</b>	Main Market
BETA SECURITIES S.A.	08/03/2021
EUROBANK EQUITIES INVESTMENT FIRM SINGLE MEMBER SA	22/10/2006
LEON DEPOLAS SECURITIES S.A.	01/04/2019
MERIT SECURITIES S.A.	25/02/2019
NATIONAL SECURITIES SINGLE MEMBER SA	02/01/1900
PIRAEUS SECURITIES S. A.	04/05/2015
<b>MPLE KEDROS (CR)</b>	Main Market
MERIT SECURITIES S.A.	30/09/2022
<b>MYTILINEOS (CR)</b>	Main Market
ALPHA FINANCE INVESTMENT SERVICES SINGLE MEMBER SA	15/04/2019
BETA SECURITIES S.A.	11/04/2022
EUROBANK EQUITIES INVESTMENT FIRM SINGLE MEMBER SA	20/09/2017
MERIT SECURITIES S.A.	25/02/2019
NATIONAL SECURITIES SINGLE MEMBER SA	02/01/1900
PIRAEUS SECURITIES S. A.	04/05/2015
<b>NATIONAL BANK (CR)</b>	Main Market
ALPHA FINANCE INVESTMENT SERVICES SINGLE MEMBER SA	09/01/2006
EUROBANK EQUITIES INVESTMENT FIRM SINGLE MEMBER SA	22/10/2006
HELLENIC AMERICAN SECURITIES S.A.	25/07/2014
LEON DEPOLAS SECURITIES S.A.	20/05/2015
MERIT SECURITIES S.A.	03/09/2012
NATIONAL SECURITIES SINGLE MEMBER SA	02/01/1900
PIRAEUS SECURITIES S. A.	08/09/2008
<b>OPAP (CR)</b>	Main Market
ALPHA FINANCE INVESTMENT SERVICES SINGLE MEMBER SA	09/01/2006
BETA SECURITIES S.A.	11/04/2022
EUROBANK EQUITIES INVESTMENT FIRM SINGLE MEMBER SA	22/10/2006
HELLENIC AMERICAN SECURITIES S.A.	25/07/2014
MERIT SECURITIES S.A.	20/03/2017
NATIONAL SECURITIES SINGLE MEMBER SA	02/01/1900
PIRAEUS SECURITIES S. A.	04/05/2015
<b>OTE (CR)</b>	Main Market
ALPHA FINANCE INVESTMENT SERVICES SINGLE MEMBER SA	09/01/2006
BETA SECURITIES S.A.	11/04/2022
EUROBANK EQUITIES INVESTMENT FIRM SINGLE MEMBER SA	22/10/2006
HELLENIC AMERICAN SECURITIES S.A.	25/07/2014
LEON DEPOLAS SECURITIES S.A.	20/04/2015
MERIT SECURITIES S.A.	20/03/2017
NATIONAL SECURITIES SINGLE MEMBER SA	02/01/1900
PIRAEUS SECURITIES S. A.	08/09/2008
<b>P.P.A. S.A. (CR)</b>	Main Market
EUROBANK EQUITIES INVESTMENT FIRM SINGLE MEMBER SA	06/02/2019
<b>PAPOUTSANIS (CR)</b>	Main Market
BETA SECURITIES S.A.	25/11/2013
<b>PETROPOULOS PETROS (CR)</b>	Main Market
EUROBANK EQUITIES INVESTMENT FIRM SINGLE MEMBER SA	01/04/2019
PANTELAKIS SECURITIES S.A.	16/03/2020
<b>PIRAEUS FINANCIAL HOLD (CR)</b>	Main Market
ALPHA FINANCE INVESTMENT SERVICES SINGLE MEMBER SA	15/04/2019
EUROBANK EQUITIES INVESTMENT FIRM SINGLE MEMBER SA	22/10/2006
EUROXX SECURITIES S.A.	15/02/2016
HELLENIC AMERICAN SECURITIES S.A.	25/07/2014
LEON DEPOLAS SECURITIES S.A.	30/11/2018
MERIT SECURITIES S.A.	16/09/2013
NATIONAL SECURITIES SINGLE MEMBER SA	02/01/1900
PIRAEUS SECURITIES S. A.	16/02/2009

## List of Stocks under Market Making operations

Securities	Stock Category
Market Maker	Start Market Making
<b>PPC (CR)</b>	<b>Main Market</b>
ALPHA FINANCE INVESTMENT SERVICES SINGLE MEMBER SA	09/01/2006
BETA SECURITIES S.A.	01/02/2021
EUROBANK EQUITIES INVESTMENT FIRM SINGLE MEMBER SA	22/10/2006
HELLENIC AMERICAN SECURITIES S.A.	01/09/2014
MERIT SECURITIES S.A	06/11/2017
NATIONAL SECURITIES SINGLE MEMBER SA	02/01/1900
PIRAEUS SECURITIES S. A.	28/09/2009
<b>PREMIA (CR)</b>	<b>Main Market</b>
BETA SECURITIES S.A.	01/06/2021
LEON DEPOLAS SECURITIES S.A.	05/12/2022
PANTELAKIS SECURITIES S.A.	23/12/2021
<b>PROFILE SA (CR)</b>	<b>Main Market</b>
PANTELAKIS SECURITIES S.A.	01/07/2019
<b>QUALITY &amp; RELIABILITY SA (CR)</b>	<b>Main Market</b>
OPTIMA BANK S.A.	03/01/2023
<b>QUEST HOLDINGS (CR)</b>	<b>Main Market</b>
BETA SECURITIES S.A.	26/03/2018
EUROBANK EQUITIES INVESTMENT FIRM SINGLE MEMBER SA	28/01/2019
<b>SIDMA STEEL (CR)</b>	<b>Main Market</b>
LEON DEPOLAS SECURITIES S.A.	06/06/2022
<b>SPACE HELLAS SA (CR)</b>	<b>Main Market</b>
MERIT SECURITIES S.A	09/12/2022
<b>TECHNICAL OLYMPIC SA (CR)</b>	<b>Main Market</b>
BETA SECURITIES S.A.	04/04/2022
<b>TERNA ENERGY (CR)</b>	<b>Main Market</b>
EUROBANK EQUITIES INVESTMENT FIRM SINGLE MEMBER SA	24/05/2021
PIRAEUS SECURITIES S. A.	09/12/2019
<b>THRACE PLASTICS SA (CR)</b>	<b>Main Market</b>
ALPHA FINANCE INVESTMENT SERVICES SINGLE MEMBER SA	26/03/2018
EUROBANK EQUITIES INVESTMENT FIRM SINGLE MEMBER SA	26/03/2018
<b>TITAN CEMENT (CB)</b>	<b>Main Market</b>
BETA SECURITIES S.A.	01/02/2021
EUROBANK EQUITIES INVESTMENT FIRM SINGLE MEMBER SA	06/11/2019
PIRAEUS SECURITIES S. A.	18/01/2021
<b>TZIRAKIAN PROFIL (CR)</b>	<b>Main Market</b>
LEON DEPOLAS SECURITIES S.A.	19/07/2021
<b>VIOHALCO SA/NV (CB)</b>	<b>Main Market</b>
ALPHA FINANCE INVESTMENT SERVICES SINGLE MEMBER SA	11/03/2008
EUROBANK EQUITIES INVESTMENT FIRM SINGLE MEMBER SA	04/03/2014
MERIT SECURITIES S.A	17/03/2014

Underlying Asset				Derivatives Market													
Price max	Price min	Closing price	change	Delivery Month	Open price	Price max	Price min	Last price	Closing price	Last Bid	Last Ask	Fixing price*	Life high	Life low	Trades	Volume	Open Interest
FTSE/Athex Large Cap				(Trade Unit: 1 Index Point x 2€, Cash Settlement)													
2,560.05	2,527.60	2,548.89	0.63%	April 2023	2,527.00	2,555.50	2,521.00	2,536.00	2,536.00	---	---	---	2,774.00	---	138	460	5,499
				May 2023	2,523.75	2,550.00	2,523.75	2,543.50	2,543.50	---	---	---	2,610.75	---	23	171	252
				June 2023	---	---	---	---	2,544.00	---	---	---	---	---	---	---	---
				September 2023	---	---	---	---	2,556.75	---	---	---	---	---	---	---	---
				December 2023	---	---	---	---	2,569.50	---	---	---	---	---	---	---	---
				March 2024	---	---	---	---	2,582.25	---	---	---	---	---	---	---	---
FTSE/Athex Banks				(Trade Unit: 1 Index Point x 15€, Cash Settlement)													
765.22	751.81	759.91	0.00%	June 2023	758.00	758.00	758.00	758.00	758.00	---	---	---	845.50	---	1	5	939
				September 2023	---	---	---	---	767.00	---	---	---	---	---	---	---	---
				December 2023	---	---	---	---	771.00	---	---	---	---	---	---	---	---
				March 2024	---	---	---	---	774.75	---	---	---	---	---	---	---	---

Underlying Asset				Derivatives Market													
Price max	Price min	Closing price	change	Delivery Month	Open price	Price max	Price min	Last price	Closing price	Last Bid	Last Ask	Fixing price*	Life high	Life low	Trades	Volume	Open Interest
ADMIE (IPTO) HOLDING S.A. (CR)				(Contract Size: 100 Securities, Physical Delivery)													
1.772	1.716	1.76	2.33%	June 2023	1.73	1.77	1.73	1.76	1.76	---	---		1.92	---	14	106	12,528
				September 2023	---	---	---	---	1.74	---	---		---	---	---	---	---
				December 2023	---	---	---	---	1.74	---	---		---	---	---	---	---
				March 2024	---	---	---	---	1.75	---	---		---	---	---	---	---
AEGEAN AIRLINES (CR)				(Contract Size: 100 Securities, Physical Delivery)													
7.75	7.54	7.6	0.00%	June 2023	7.64	7.80	7.60	7.60	7.60	---	---		7.80	---	41	257	867
				September 2023	---	---	---	---	7.67	---	---		---	---	---	---	---
				December 2023	---	---	---	---	7.71	---	---		---	---	---	---	---
				March 2024	---	---	---	---	7.75	---	---		---	---	---	---	---
ALPHA SERVICES HOLD (CR)				(Contract Size: 100 Securities, Physical Delivery)													
1.145	1.125	1.125	-0.71%	June 2023	1.14	1.15	1.13	1.13	1.13	---	---		1.52	---	135	3,768	123,434
				September 2023	---	---	---	---	1.16	---	---		1.25	---	---	---	4
				December 2023	---	---	---	---	1.15	---	---		---	---	---	---	---
				March 2024	---	---	---	---	1.16	---	---		---	---	---	---	---
AUTOHELLAS SA (CR)				(Contract Size: 100 Securities, Physical Delivery)													
12.38	12.14	12.16	-0.82%	June 2023	12.16	12.16	11.66	11.69	11.69	---	---		12.38	---	11	13	106
				September 2023	---	---	---	---	12.38	---	---		---	---	---	---	---
				December 2023	---	---	---	---	12.44	---	---		---	---	---	---	---
				March 2024	---	---	---	---	12.50	---	---		---	---	---	---	---
AVAX S.A. (CR)				(Contract Size: 100 Securities, Physical Delivery)													
0.783	0.766	0.772	0.52%	June 2023	0.795	0.795	0.795	0.795	0.795	---	---		0.863	---	1	5	310
				September 2023	---	---	---	---	0.775	---	---		---	---	---	---	---
				December 2023	---	---	---	---	0.779	---	---		---	---	---	---	---
				March 2024	---	---	---	---	0.783	---	---		---	---	---	---	---
CC HBC AG (CR)				(Contract Size: 100 Securities, Physical Delivery)													
25.5	25.2	25.23	0.84%	June 2023	25.23	25.49	25.19	25.19	25.19	---	---		25.49	---	8	8	596
				September 2023	---	---	---	---	25.25	---	---		---	---	---	---	---
				December 2023	---	---	---	---	25.38	---	---		---	---	---	---	---
				March 2024	---	---	---	---	25.51	---	---		---	---	---	---	---
CENERGY HOLDINGS (CB)				(Contract Size: 100 Securities, Physical Delivery)													
3.94	3.88	3.91	0.00%	June 2023	3.93	3.93	3.88	3.93	3.93	---	---		4.16	---	5	18	6,095
				September 2023	---	---	---	---	3.95	---	---		---	---	---	---	---
				December 2023	---	---	---	---	3.97	---	---		---	---	---	---	---
				March 2024	---	---	---	---	3.99	---	---		---	---	---	---	---

Derivatives notes

Fixing prices and final open positions can be retrieved from the following path <http://www.helex.gr/el/web/guest/statistics-end-of-day-derivatives>

Underlying Asset				Derivatives Market													
Price max	Price min	Closing price	change	Delivery Month	Open price	Price max	Price min	Last price	Closing price	Last Bid	Last Ask	Fixing price*	Life high	Life low	Trades	Volume	Open Interest
ELLAKTOR (CR)				(Contract Size: 100 Securities, Physical Delivery)													
2.07	2.005	2.025	0.50%	June 2023	2.03	2.06	2.03	2.06	2.06	---	---	---	2.17	---	9	42	1,221
				September 2023	---	---	---	---	2.03	---	---	---	---	---	---	---	---
				December 2023	---	---	---	---	2.04	---	---	---	---	---	---	---	---
				March 2024	---	---	---	---	2.05	---	---	---	---	---	---	---	---
ELVALHALCOR (CR)				(Contract Size: 100 Securities, Physical Delivery)													
1.66	1.64	1.652	0.49%	June 2023	1.65	1.67	1.65	1.67	1.67	---	---	---	1.79	---	3	11	1,329
				September 2023	---	---	---	---	1.66	---	---	---	---	---	---	---	---
				December 2023	---	---	---	---	1.67	---	---	---	---	---	---	---	---
				March 2024	---	---	---	---	1.68	---	---	---	---	---	---	---	---
EUROBANK HOLDINGS (CR)				(Contract Size: 100 Securities, Physical Delivery)													
1.24	1.2035	1.217	-0.65%	June 2023	1.22	1.24	1.20	1.22	1.22	---	---	---	1.46	---	106	2,503	28,377
				September 2023	---	---	---	---	1.24	---	---	---	---	---	---	---	---
				December 2023	---	---	---	---	1.24	---	---	---	---	---	---	---	---
				March 2024	---	---	---	---	1.25	---	---	---	---	---	---	---	---
EYDAP S.A. (CR)				(Contract Size: 100 Securities, Physical Delivery)													
6.64	6.46	6.5	-0.61%	June 2023	6.60	6.60	6.50	6.50	6.50	---	---	---	6.95	---	2	2	534
				September 2023	---	---	---	---	6.33	---	---	---	6.83	---	---	---	---
				December 2023	---	---	---	---	6.63	---	---	---	---	---	---	---	---
				March 2024	---	---	---	---	6.67	---	---	---	---	---	---	---	---
FOURLIS (CR)				(Contract Size: 100 Securities, Physical Delivery)													
3.56	3.495	3.54	1.14%	June 2023	3.50	3.58	3.50	3.58	3.58	---	---	---	3.91	---	10	30	1,465
				September 2023	---	---	---	---	3.53	---	---	---	---	---	---	---	---
				December 2023	---	---	---	---	3.55	---	---	---	---	---	---	---	---
				March 2024	---	---	---	---	3.57	---	---	---	---	---	---	---	---
GEK TERNA (CR)				(Contract Size: 100 Securities, Physical Delivery)													
11.12	10.96	10.98	0.37%	June 2023	11.05	11.07	11.02	11.07	11.07	---	---	---	12.30	---	15	50	7,922
				September 2023	---	---	---	---	11.04	---	---	---	---	---	---	---	---
				December 2023	---	---	---	---	11.10	---	---	---	---	---	---	---	---
				March 2024	---	---	---	---	11.15	---	---	---	---	---	---	---	---
HELLENIC EXCHANGES-A.S.E. (CR)				(Contract Size: 100 Securities, Physical Delivery)													
3.94	3.86	3.925	-0.13%	June 2023	3.82	3.82	3.75	3.78	3.78	---	---	---	4.19	---	20	70	1,833
				September 2023	---	---	---	---	3.97	---	---	---	---	---	---	---	---
				December 2023	---	---	---	---	3.99	---	---	---	---	---	---	---	---
				March 2024	---	---	---	---	4.01	---	---	---	---	---	---	---	---

Derivatives notes

Fixing prices and final open positions can be retrieved from the following path <http://www.helex.gr/el/web/guest/statistics-end-of-day-derivatives>

Underlying Asset				Derivatives Market													
Price max	Price min	Closing price	change	Delivery Month	Open price	Price max	Price min	Last price	Closing price	Last Bid	Last Ask	Fixing price*	Life high	Life low	Trades	Volume	Open Interest
HELLENIQ ENERGY (CR)				(Contract Size: 100 Securities, Physical Delivery)													
7.56	7.35	7.56	2.16%	June 2023	7.52	7.59	7.45	7.55	7.55	---	---	---	8.08	---	8	28	1,503
				September 2023	---	---	---	---	7.47	---	---	---	---	---	---	---	---
				December 2023	---	---	---	---	7.51	---	---	---	---	---	---	---	---
				March 2024	---	---	---	---	7.54	---	---	---	---	---	---	---	---
INTRACOM HOLDINGS (CR)				(Contract Size: 100 Securities, Physical Delivery)													
1.82	1.78	1.82	1.22%	June 2023	1.81	1.81	1.81	1.81	1.81	---	---	---	2.07	---	2	11	4,154
				September 2023	---	---	---	---	1.81	---	---	---	---	---	---	---	---
				December 2023	---	---	---	---	1.82	---	---	---	---	---	---	---	---
				March 2024	---	---	---	---	1.83	---	---	---	---	---	---	---	---
INTRAKAT (CR)				(Contract Size: 100 Securities, Physical Delivery)													
1.614	1.546	1.59	0.63%	June 2023	1.62	1.62	1.56	1.58	1.58	---	---	---	1.79	---	17	146	6,472
				September 2023	---	---	---	---	1.59	---	---	---	---	---	---	---	---
				December 2023	---	---	---	---	1.60	---	---	---	---	---	---	---	---
				March 2024	---	---	---	---	1.61	---	---	---	---	---	---	---	---
JUMBO SA (CR)				(Contract Size: 100 Securities, Physical Delivery)													
19.58	19.35	19.5	0.36%	June 2023	19.44	19.52	19.32	19.50	19.50	---	---	---	20.77	---	9	26	324
				September 2023	---	---	---	---	19.61	---	---	---	---	---	---	---	---
				December 2023	---	---	---	---	19.71	---	---	---	---	---	---	---	---
				March 2024	---	---	---	---	19.81	---	---	---	---	---	---	---	---
LAMDA DEVELOPMENT SA (CR)				(Contract Size: 100 Securities, Physical Delivery)													
5.83	5.565	5.83	3.10%	June 2023	5.63	5.84	5.63	5.79	5.79	---	---	---	6.53	---	45	166	5,269
				September 2023	---	---	---	---	5.71	---	---	---	---	---	---	---	---
				December 2023	---	---	---	---	5.74	---	---	---	---	---	---	---	---
				March 2024	---	---	---	---	5.77	---	---	---	---	---	---	---	---
MIG (CR)				(Contract Size: 100 Securities, Physical Delivery)													
0.2175	0.217	0.217	0.00%	June 2023	0.186	0.186	0.186	0.186	0.186	---	---	---	0.218	---	1	5	1,290
				September 2023	---	---	---	---	0.219	---	---	---	---	---	---	---	---
				December 2023	---	---	---	---	0.220	---	---	---	---	---	---	---	---
				March 2024	---	---	---	---	0.221	---	---	---	---	---	---	---	---
MOTOR OIL (CR)				(Contract Size: 100 Securities, Physical Delivery)													
23.74	22.8	23.68	2.87%	June 2023	23.02	23.69	23.02	23.69	23.69	---	---	---	25.05	---	21	45	347
				September 2023	---	---	---	---	23.24	---	---	---	---	---	---	---	---
				December 2023	---	---	---	---	23.35	---	---	---	---	---	---	---	---
				March 2024	---	---	---	---	23.47	---	---	---	---	---	---	---	---

Derivatives notes

Fixing prices and final open positions can be retrieved from the following path <http://www.helex.gr/el/web/guest/statistics-end-of-day-derivatives>

Underlying Asset				Derivatives Market													
Price max	Price min	Closing price	change	Delivery Month	Open price	Price max	Price min	Last price	Closing price	Last Bid	Last Ask	Fixing price*	Life high	Life low	Trades	Volume	Open Interest
MYTILINEOS (CR)				(Contract Size: 100 Securities, Physical Delivery)													
26.7	25.78	26.2	1.55%	June 2023	25.94	26.70	25.94	26.40	26.40	---	---	---	26.70	---	74	270	2,184
				September 2023	---	---	---	---	26.04	---	---	---	---	---	---	---	---
				December 2023	---	---	---	---	26.17	---	---	---	---	---	---	---	---
				March 2024	---	---	---	---	26.30	---	---	---	---	---	---	---	---
NATIONAL BANK (CR)				(Contract Size: 100 Securities, Physical Delivery)													
4.5	4.387	4.47	0.27%	June 2023	4.45	4.50	4.40	4.47	4.47	---	---	---	5.46	---	92	685	20,771
				September 2023	---	---	---	---	4.50	---	---	---	---	---	---	---	---
				December 2023	---	---	---	---	4.52	---	---	---	---	---	---	---	---
				March 2024	---	---	---	---	4.54	---	---	---	---	---	---	---	---
OPAP (CR)				(Contract Size: 100 Securities, Physical Delivery)													
15.05	14.79	14.79	-1.47%	June 2023	14.36	14.36	14.22	14.22	14.22	---	---	---	15.00	---	5	13	1,806
				September 2023	---	---	---	---	15.15	---	---	---	---	---	---	---	---
				December 2023	---	---	---	---	15.23	---	---	---	---	---	---	---	---
				March 2024	---	---	---	---	15.30	---	---	---	---	---	---	---	---
OTE (CR)				(Contract Size: 100 Securities, Physical Delivery)													
13.55	13.31	13.49	0.97%	June 2023	13.48	13.56	13.44	13.44	13.44	---	---	---	15.20	---	36	176	10,708
				September 2023	---	---	---	---	13.34	---	---	---	14.32	---	---	---	25
				December 2023	---	---	---	---	13.55	---	---	---	---	---	---	---	---
				March 2024	---	---	---	---	13.62	---	---	---	---	---	---	---	---
P.P.A. S.A. (CR)				(Contract Size: 100 Securities, Physical Delivery)													
19.18	18.98	19.18	1.05%	June 2023	---	---	---	---	19.36	---	---	---	19.04	---	---	---	439
				September 2023	---	---	---	---	19.16	---	---	---	---	---	---	---	---
				December 2023	---	---	---	---	19.25	---	---	---	---	---	---	---	---
				March 2024	---	---	---	---	19.35	---	---	---	---	---	---	---	---
PIRAEUS FINANCIAL HOLD (CR)				(Contract Size: 100 Securities, Physical Delivery)													
1.998	1.935	1.9975	2.23%	June 2023	1.98	2.00	1.95	1.99	1.99	---	---	---	2.46	---	151	3,390	63,797
				September 2023	---	---	---	---	1.97	---	---	---	---	---	---	---	---
				December 2023	---	---	---	---	1.98	---	---	---	---	---	---	---	---
				March 2024	---	---	---	---	1.99	---	---	---	---	---	---	---	---
PPC (CR)				(Contract Size: 100 Securities, Physical Delivery)													
7.98	7.68	7.98	2.57%	June 2023	7.86	7.97	7.71	7.95	7.95	---	---	---	8.38	---	148	532	23,543
				September 2023	---	---	---	---	7.85	---	---	---	---	---	---	---	---
				December 2023	---	---	---	---	7.89	---	---	---	---	---	---	---	---
				March 2024	---	---	---	---	7.93	---	---	---	---	---	---	---	---

Derivatives notes

Fixing prices and final open positions can be retrieved from the following path <http://www.helex.gr/el/web/guest/statistics-end-of-day-derivatives>

Underlying Asset				Derivatives Market													
Price max	Price min	Closing price	change	Delivery Month	Open price	Price max	Price min	Last price	Closing price	Last Bid	Last Ask	Fixing price*	Life high	Life low	Trades	Volume	Open Interest
QUEST HOLDINGS (CR)				(Contract Size: 100 Securities, Physical Delivery)													
5.08	5.01	5.05	-0.39%	June 2023	---	---	---	---	5.15	---	---	---	5.21	---	---	---	167
				September 2023	---	---	---	---	5.12	---	---	---	---	---	---	---	---
				December 2023	---	---	---	---	5.14	---	---	---	---	---	---	---	---
				March 2024	---	---	---	---	5.17	---	---	---	---	---	---	---	---
TERNA ENERGY (CR)				(Contract Size: 100 Securities, Physical Delivery)													
19.67	19.38	19.66	1.55%	June 2023	19.70	19.70	19.50	19.70	19.70	---	---	---	19.90	---	14	67	8,986
				September 2023	---	---	---	---	20.17	---	---	---	19.98	---	---	---	3
				December 2023	---	---	---	---	19.64	---	---	---	---	---	---	---	---
				March 2024	---	---	---	---	19.74	---	---	---	---	---	---	---	---
TITAN CEMENT (CB)				(Contract Size: 100 Securities, Physical Delivery)													
14.68	14.34	14.66	0.69%	June 2023	14.65	14.65	14.45	14.45	14.45	---	---	---	14.90	---	2	6	770
				September 2023	---	---	---	---	14.70	---	---	---	---	---	---	---	---
				December 2023	---	---	---	---	14.77	---	---	---	---	---	---	---	---
				March 2024	---	---	---	---	14.84	---	---	---	---	---	---	---	---
VIOHALCO SA/NV (CB)				(Contract Size: 100 Securities, Physical Delivery)													
4.245	4.135	4.22	0.60%	June 2023	4.18	4.26	4.17	4.26	4.26	---	---	---	4.68	---	19	88	5,394
				September 2023	---	---	---	---	4.23	---	---	---	---	---	---	---	---
				December 2023	---	---	---	---	4.26	---	---	---	---	---	---	---	---
				March 2024	---	---	---	---	4.28	---	---	---	---	---	---	---	---

FTSE/Athex Large Cap

(Trade Unit: 1 Index Point x 2€ - Exercise Style: European, Cash Settlement)

Call Options																Put Options																				
April 2023								May 2023								Other Months		April 2023								May 2023								Other Months		
Exerise Price	Open price	Price max	Price min	Last price	Closing price	Volume	Open Interest	Open price	Price max	Price min	Last price	Closing price	Volume	Open Interest	Volume	Open Interest	Open price	Price max	Price min	Last price	Closing price	Volume	Open Interest	Open price	Price max	Price min	Last price	Closing price	Volume	Open Interest	Volume	Open Interest	Exerise Price			
1,725	-	-	-	-	-	-	-	-	-	-	-	-	-	-	-	-	-	-	-	-	-	-	-	-	-	-	-	-	-	-	-	1,725				
1,750	-	-	-	-	-	-	-	-	-	-	-	-	-	-	-	-	-	-	-	-	-	-	-	-	-	-	-	-	-	-	-	1,750				
1,775	-	-	-	-	-	-	-	-	-	-	-	-	-	-	-	-	-	-	-	-	-	-	-	-	-	-	-	-	-	-	-	1,775				
1,800	-	-	-	-	-	-	-	-	-	-	-	-	-	-	-	-	-	-	-	-	-	-	-	-	-	-	-	-	-	-	-	1,800				
1,825	-	-	-	-	-	-	-	-	-	-	-	-	-	-	-	-	-	-	-	-	-	-	-	-	-	-	-	-	-	-	-	1,825				
1,850	-	-	-	-	-	-	-	-	-	-	-	-	-	-	-	-	-	-	-	-	-	-	-	-	-	-	-	-	-	-	-	1,850				
1,875	-	-	-	-	-	-	-	-	-	-	-	-	-	-	-	-	-	-	-	-	-	-	-	-	-	-	-	-	-	-	-	1,875				
1,900	-	-	-	-	-	-	-	-	-	-	-	-	-	-	-	-	-	-	-	-	-	-	-	-	-	-	-	-	-	-	-	1,900				
1,925	-	-	-	-	-	-	-	-	-	-	-	-	-	-	-	-	-	-	-	-	-	-	-	-	-	-	-	-	-	-	-	1,925				
1,950	-	-	-	-	-	-	-	-	-	-	-	-	-	-	-	-	-	-	-	-	-	-	-	-	-	-	-	-	-	-	-	1,950				
1,975	-	-	-	-	-	-	-	-	-	-	-	-	-	-	-	-	-	-	-	-	-	-	-	-	-	-	-	-	-	-	-	1,975				
2,000	-	-	-	-	-	-	-	-	-	-	-	-	-	-	-	-	-	-	-	-	-	-	-	-	-	-	-	-	-	-	-	2,000				
2,050	-	-	-	-	-	-	-	-	-	-	-	-	-	-	-	-	-	-	-	-	-	-	-	-	-	-	-	-	-	-	-	2,050				
2,100	-	-	-	-	-	-	-	-	-	-	-	-	-	-	-	-	-	-	-	-	-	-	-	-	-	-	-	-	-	-	-	2,100				
2,150	0.00	0.00	0.00	-	364.00	-	-	-	-	-	-	-	-	-	-	-	0.00	0.00	0.00	-	0.08	-	-	-	-	-	-	-	-	-	-	-	2,150			
2,200	0.00	0.00	0.00	-	314.00	-	-	0.00	0.00	0.00	-	318.00	-	-	-	-	0.00	0.00	0.00	-	0.32	-	-	0.00	0.00	0.00	-	5.30	-	-	-	-	2,200			
2,250	0.00	0.00	0.00	-	265.00	-	-	0.00	0.00	0.00	-	273.00	-	-	-	-	0.00	0.00	0.00	-	1.00	-	-	0.00	0.00	0.00	-	9.50	-	-	-	-	2,250			
2,300	0.00	0.00	0.00	-	217.00	-	-	0.00	0.00	0.00	-	229.00	-	-	-	-	0.00	0.00	0.00	-	2.90	-	-	0.00	0.00	0.00	-	16.00	-	-	-	-	2,300			
2,350	0.00	0.00	0.00	-	171.00	-	-	0.00	0.00	0.00	-	189.00	-	-	-	-	0.00	0.00	0.00	-	7.00	-	-	0.00	0.00	0.00	-	25.75	-	-	-	-	2,350			
2,400	0.00	0.00	0.00	-	129.00	-	-	0.00	0.00	0.00	-	153.00	-	-	-	-	0.00	0.00	0.00	-	15.00	-	1	0.00	0.00	0.00	-	39.25	-	20	-	-	2,400			
2,450	0.00	0.00	0.00	-	92.50	-	20	0.00	0.00	0.00	-	121.00	-	40	-	-	26.25	0.00	18.00	19.75	19.75	52	145	0.00	0.00	0.00	-	57.00	-	5	-	-	2,450			
2,500	0.00	0.00	0.00	-	62.50	-	29	0.00	0.00	0.00	-	93.00	-	20	-	-	38.00	0.00	32.00	32.00	32.00	60	65	0.00	0.00	0.00	-	79.00	-	60	-	-	2,500			
2,550	50.50	52.00	50.50	52.00	52.00	30	230	0.00	0.00	0.00	-	70.00	-	60	-	-	0.00	52.00	0.00	-	75.00	-	27	0.00	0.00	0.00	-	106.00	-	20	-	-	2,550			
2,600	0.00	0.00	0.00	-	23.25	-	201	0.00	0.00	0.00	-	51.00	-	20	-	-	0.00	0.00	0.00	-	109.00	-	61	114.00	114.00	114.00	114.00	114.00	20	20	-	-	-	2,600		
2,650	0.00	0.00	0.00	-	12.75	-	26	0.00	0.00	0.00	-	36.50	-	-	-	-	0.00	0.00	0.00	-	148.00	-	22	0.00	0.00	0.00	-	172.00	-	1	-	-	2,650			
2,700	0.00	0.00	0.00	-	6.50	-	38	0.00	0.00	0.00	-	25.50	-	-	-	-	0.00	0.00	0.00	-	192.00	-	20	0.00	0.00	0.00	-	211.00	-	-	-	-	2,700			
2,750	0.00	0.00	0.00	-	3.10	-	-	0.00	0.00	0.00	-	17.25	-	-	-	-	0.00	0.00	0.00	-	239.00	-	40	0.00	0.00	0.00	-	253.00	-	-	-	-	2,750			
2,800	0.00	0.00	0.00	-	1.40	-	2	0.00	0.00	0.00	-	11.50	-	-	-	-	0.00	0.00	0.00	-	287.00	-	2	0.00	0.00	0.00	-	297.00	-	-	-	-	2,800			
2,850	0.00	0.00	0.00	-	0.56	-	-	0.00	0.00	0.00	-	7.40	-	-	-	-	0.00	0.00	0.00	-	336.00	-	1	0.00	0.00	0.00	-	342.00	-	-	-	-	2,850			
2,900	0.00	0.00	0.00	-	0.22	-	-	0.00	0.00	0.00	-	4.70	-	-	-	-	0.00	0.00	0.00	-	385.00	-	-	0.00	0.00	0.00	-	390.00	-	-	-	-	2,900			
2,950	0.00	0.00	0.00	-	0.08	-	-	0.00	0.00	0.00	-	2.90	-	-	-	-	0.00	0.00	0.00	-	435.00	-	-	0.00	0.00	0.00	-	438.00	-	-	-	-	2,950			
3,000	0.00	0.00	0.00	-	0.03	-	-	0.00	0.00	0.00	-	1.70	-	-	-	-	0.00	0.00	0.00	-	485.00	-	-	0.00	0.00	0.00	-	486.00	-	-	-	-	3,000			
Totals:						30	546							0	140	0	0							112	384							20	126	0	0	
Number of Trades:						3								0		0								13								1		0		

ALPHA SERVICES HOLD (CR)

(Contract Size: 100 Securities, Exercise Style: American, Physical Delivery)

Call Options															Put Options																					
April 2023								May 2023							Other Months		April 2023								May 2023							Other Months				
Exerise Price	Open price	Price max	Price min	Last price	Closing price	Volume	Open Interest	Open price	Price max	Price min	Last price	Closing price	Volume	Open Interest	Volume	Open Interest	Open price	Price max	Price min	Last price	Closing price	Volume	Open Interest	Open price	Price max	Price min	Last price	Closing price	Volume	Open Interest	Volume	Open Interest	Exerise Price			
0.500						-	-						-	-								-	-						-	-			0.005			
0.550						-	-						-	-								-	-						-	-			0.006			
0.600						-	-						-	-								-	-						-	-			0.006			
0.650						-	-						-	-								-	-						-	-			0.007			
0.700						-	-						-	-								-	-						-	-			0.007			
0.750						-	-						-	-								-	-						-	-			0.008			
0.800	0.000	0.000	0.000		0.331	-	-	0.000	0.000	0.000		0.333	-	-			0.000	0.000	0.000		0.001	-	-	0.000	0.000	0.000		0.001	-	-			0.008			
0.850	0.000	0.000	0.000		0.283	-	-	0.000	0.000	0.000		0.285	-	-			0.000	0.000	0.000		0.002	-	-	0.000	0.000	0.000		0.003	-	-			0.009			
0.900	0.000	0.000	0.000		0.236	-	-	0.000	0.000	0.000		0.240	-	-			0.000	0.000	0.000		0.004	-	-	0.000	0.000	0.000		0.007	-	-			0.009			
0.950	0.000	0.000	0.000		0.191	-	-	0.000	0.000	0.000		0.197	-	-			0.000	0.000	0.000		0.010	-	-	0.000	0.000	0.000		0.014	-	-			0.010			
1.000	0.000	0.000	0.000		0.150	-	-	0.218	0.218	0.218	0.218	0.218	7	-			0.000	0.000	0.000		0.019	-	-	0.000	0.000	0.000		0.025	-	-			0.010			
1.100	0.000	0.000	0.000		0.085	-	-	0.000	0.000	0.000		0.094	-	-			0.000	0.000	0.000		0.053	-	-	0.000	0.000	0.000		0.061	-	-			0.011			
1.200	0.000	0.000	0.000		0.042	-	3	0.000	0.000	0.000		0.051	-	-			0.000	0.000	0.000		0.111	-	-	0.000	0.000	0.000		0.118	-	-			0.012			
1.300	0.000	0.000	0.000		0.018	-	-	0.000	0.000	0.000		0.025	-	-			0.000	0.000	0.000		0.187	-	-	0.000	0.000	0.000		0.192	-	-			0.013			
1.400	0.000	0.000	0.000		0.007	-	-	0.000	0.000	0.000		0.011	-	-			0.000	0.000	0.000		0.276	-	-	0.000	0.000	0.000		0.279	-	-			0.014			
1.500	0.000	0.000	0.000		0.002	-	-	0.000	0.000	0.000		0.005	-	-			0.000	0.000	0.000		0.372	-	-	0.000	0.000	0.000		0.372	-	-			0.015			
1.600	0.000	0.000	0.000		0.001	-	-	0.000	0.000	0.000		0.002	-	-			0.000	0.000	0.000		0.470	-	-	0.000	0.000	0.000		0.470	-	-			0.016			
1.700	0.000	0.000	0.000		0.001	-	-	0.000	0.000	0.000		0.001	-	-			0.000	0.000	0.000		0.570	-	-	0.000	0.000	0.000		0.570	-	-			0.017			
1.800	0.000	0.000	0.000		0.001	-	-	0.000	0.000	0.000		0.001	-	-			0.000	0.000	0.000		0.670	-	-	0.000	0.000	0.000		0.670	-	-			0.018			
1.900	0.000	0.000	0.000		0.001	-	-	0.000	0.000	0.000		0.001	-	-			0.000	0.000	0.000		0.770	-	-	0.000	0.000	0.000		0.770	-	-			0.019			
2.000	0.000	0.000	0.000		0.001	-	-	0.000	0.000	0.000		0.001	-	-			0.000	0.000	0.000		0.870	-	-	0.000	0.000	0.000		0.870	-	-			0.020			
Totals:						0	3							7	0	0	0							0	0	0	0							0	0	
Number of Trades:						0								1		0								0.00								0		0		

NATIONAL BANK (CR)

(Contract Size: 100 Securities, Exercise Style: American, Physical Delivery)

Call Options																Put Options																							
Exerise Price	April 2023							May 2023							Other Months		April 2023							May 2023							Other Months		Exerise Price						
	Open price	Price max	Price min	Last price	Closing price	Volume	Open Interest	Open price	Price max	Price min	Last price	Closing price	Volume	Open Interest	Volume	Open Interest	Open price	Price max	Price min	Last price	Closing price	Volume	Open Interest	Open price	Price max	Price min	Last price	Closing price	Volume	Open Interest	Volume	Open Interest							
1.900						-	-							-	-								-	-					-	-		0.019							
2.000						-	-							-	-								-	-					-	-		0.020							
2.200						-	-							-	-								-	-					-	-		0.022							
2.400						-	-							-	-								-	-					-	-		0.024							
2.600						-	-							-	-								-	-					-	-		0.026							
2.800						-	-							-	-								-	-					-	-		0.028							
3.000	0.000	0.000	0.000		1.46	-	-							-	-		0.000	0.000	0.000		0.001	-	-					-	-		0.030								
3.200	0.000	0.000	0.000		1.26	-	-	0.000	0.000	0.000		1.27	-	-			0.000	0.000	0.000		0.001	-	-	0.000	0.000	0.000		0.003	-	-		0.032							
3.400	0.000	0.000	0.000		1.06	-	-	0.000	0.000	0.000		1.08	-	-			0.000	0.000	0.000		0.001	-	-	0.000	0.000	0.000		0.010	-	-		0.034							
3.600	0.000	0.000	0.000		0.867	-	-	0.000	0.000	0.000		0.894	-	-			0.000	0.000	0.000		0.003	-	-	0.000	0.000	0.000		0.024	-	-		0.036							
3.800	0.000	0.000	0.000		0.675	-	-	0.000	0.000	0.000		0.721	-	-			0.000	0.000	0.000		0.010	-	-	0.000	0.000	0.000		0.051	-	-		0.038							
4.000	0.000	0.000	0.000		0.496	-	-	0.000	0.000	0.000		0.565	-	-			0.000	0.000	0.000		0.031	-	-	0.000	0.000	0.000		0.094	-	-		0.040							
4.400	0.000	0.000	0.000		0.216	-	-	0.000	0.000	0.000		0.316	-	-			0.000	0.000	0.000		0.151	-	-	0.000	0.000	0.000		0.244	-	-		0.044							
4.800	0.000	0.000	0.000		0.067	-	-	0.000	0.000	0.000		0.156	-	2			0.000	0.000	0.000		0.402	-	-	0.000	0.000	0.000		0.485	-	-		0.048							
5.200	0.000	0.000	0.000		0.015	-	-	0.000	0.000	0.000		0.069	-	-			0.000	0.000	0.000		0.751	-	-	0.000	0.000	0.000		0.798	-	-		0.052							
5.600	0.000	0.000	0.000		0.002	-	-	0.000	0.000	0.000		0.026	-	-			0.000	0.000	0.000		1.14	-	-	0.000	0.000	0.000		1.16	-	-		0.056							
6.000	0.000	0.000	0.000		0.001	-	-	0.000	0.000	0.000		0.010	-	-			0.000	0.000	0.000		1.54	-	-	0.000	0.000	0.000		1.54	-	-		0.060							
6.400	0.000	0.000	0.000		0.002	-	-	0.000	0.000	0.000		0.003	-	-			0.000	0.000	0.000		1.94	-	-	0.000	0.000	0.000		1.94	-	-		0.064							
6.800	0.000	0.000	0.000		0.001	-	-	0.000	0.000	0.000		0.001	-	-			0.000	0.000	0.000		2.34	-	-	0.000	0.000	0.000		2.34	-	-		0.068							
7.200	0.000	0.000	0.000		0.001	-	-	0.000	0.000	0.000		0.001	-	-			0.000	0.000	0.000		2.74	-	-	0.000	0.000	0.000		2.74	-	-		0.072							
7.600	0.000	0.000	0.000		0.001	-	-	0.000	0.000	0.000		0.001	-	-			0.000	0.000	0.000		3.14	-	-	0.000	0.000	0.000		3.14	-	-		0.076							
Totals:							0	0								0	2	0	0								0	0								0	2	0	270
Number of Trades:							0								0								0.00								0								0

OPAP (CR)

(Contract Size: 100 Securities, Exercise Style: American, Physical Delivery)

Call Options																Put Options																		
Exercise Price	April 2023							May 2023							Other Months		April 2023							May 2023						Other Months		Exercise Price		
	Open price	Price max	Price min	Last price	Closing price	Volume	Open Interest	Open price	Price max	Price min	Last price	Closing price	Volume	Open Interest	Volume	Open Interest	Open price	Price max	Price min	Last price	Closing price	Volume	Open Interest	Open price	Price max	Price min	Last price	Closing price	Volume	Open Interest	Volume		Open Interest	
8.800						-	-						-	-								-	-						-	-			0.088	
9.200	0.000	0.000	0.000		5.82	-	-						-	-			0.000	0.000	0.000		0.001	-	-					-	-			0.092		
9.600	0.000	0.000	0.000		5.42	-	-	0.000	0.000	0.000		5.44	-	-			0.000	0.000	0.000		0.001	-	-	0.000	0.000	0.000		0.001	-	-			0.096	
10.000	0.000	0.000	0.000		5.02	-	-	0.000	0.000	0.000		5.04	-	-			0.000	0.000	0.000		0.001	-	-	0.000	0.000	0.000		0.001	-	-			0.100	
11.000	0.000	0.000	0.000		4.02	-	-	0.000	0.000	0.000		4.04	-	-			0.000	0.000	0.000		0.001	-	-	0.000	0.000	0.000		0.001	-	-			0.110	
12.000	0.000	0.000	0.000		3.02	-	-	0.000	0.000	0.000		3.05	-	-			0.000	0.000	0.000		0.001	-	-	0.000	0.000	0.000		0.004	-	-			0.120	
13.000	0.000	0.000	0.000		2.03	-	-	0.000	0.000	0.000		2.08	-	-			0.000	0.000	0.000		0.002	-	-	0.000	0.000	0.000		0.039	-	-			0.130	
14.000	0.000	0.000	0.000		1.08	-	-	0.000	0.000	0.000		1.24	-	-			0.000	0.000	0.000		0.052	-	-	0.000	0.000	0.000		0.188	-	-			0.140	
15.000	0.000	0.000	0.000		0.376	-	-	0.000	0.000	0.000		0.604	-	-			0.000	0.000	0.000		0.349	-	1	0.000	0.000	0.000		0.555	-	-			0.150	
16.000	0.000	0.000	0.000		0.074	-	-	0.177	0.177	0.177	0.177	0.177	22	-			0.000	0.000	0.000		1.05	-	-	0.000	0.000	0.000		1.20	-	-			0.160	
17.000	0.000	0.000	0.000		0.007	-	-	0.000	0.000	0.000		0.078	-	-			0.000	0.000	0.000		1.99	-	-	0.000	0.000	0.000		2.04	-	-			0.170	
18.000	0.000	0.000	0.000		0.001	-	-	0.000	0.000	0.000		0.020	-	-			0.000	0.000	0.000		2.99	-	-	0.000	0.000	0.000		2.99	-	-			0.180	
19.000	0.000	0.000	0.000		0.001	-	-	0.000	0.000	0.000		0.004	-	-			0.000	0.000	0.000		3.99	-	-	0.000	0.000	0.000		3.99	-	-			0.190	
20.000	0.000	0.000	0.000		0.001	-	-	0.000	0.000	0.000		0.001	-	-			0.000	0.000	0.000		4.99	-	-	0.000	0.000	0.000		4.99	-	-			0.200	
Totals:						0	0	22						0	0	0	0	0						1	0						20	0	0	0
Number of Trades:						0	2						0	0	0.00						0						0							

OTE (CR)

(Contract Size: 100 Securities, Exercise Style: American, Physical Delivery)

Call Options															Put Options																					
April 2023								May 2023								Other Months		April 2023								May 2023								Other Months		
Exerise Price	Open price	Price max	Price min	Last price	Closing price	Volume	Open Interest	Open price	Price max	Price min	Last price	Closing price	Volume	Open Interest	Volume	Open Interest	Open price	Price max	Price min	Last price	Closing price	Volume	Open Interest	Open price	Price max	Price min	Last price	Closing price	Volume	Open Interest	Volume	Open Interest	Exerise Price			
9.200	0.000	0.000	0.000		4.17	-	-	0.000	0.000	0.000		4.19	-	-			0.000	0.000	0.000		0.001	-	-	0.000	0.000	0.000		0.001	-	-			0.092			
9.600	0.000	0.000	0.000		3.77	-	-	0.000	0.000	0.000		3.79	-	-			0.000	0.000	0.000		0.001	-	-	0.000	0.000	0.000		0.001	-	-			0.096			
10.000	0.000	0.000	0.000		3.37	-	-	0.000	0.000	0.000		3.39	-	-			0.000	0.000	0.000		0.001	-	-	0.000	0.000	0.000		0.001	-	-			0.100			
11.000	0.000	0.000	0.000		2.37	-	-	0.000	0.000	0.000		2.40	-	-			0.000	0.000	0.000		0.002	-	-	0.000	0.000	0.000		0.011	-	-			0.110			
12.000	0.000	0.000	0.000		1.39	-	-	0.000	0.000	0.000		1.48	-	-			0.000	0.000	0.000		0.015	-	-	0.000	0.000	0.000		0.088	-	-			0.120			
13.000	0.000	0.000	0.000		0.560	-	-	0.000	0.000	0.000		0.747	-	-			0.000	0.000	0.000		0.185	-	4	0.000	0.000	0.000		0.353	-	-			0.130			
14.000	0.000	0.000	0.000		0.125	-	10	0.000	0.000	0.000		0.300	-	-			0.000	0.000	0.000		0.751	-	60	0.000	0.000	0.000		0.907	-	-			0.140			
15.000	0.000	0.000	0.000		0.013	-	4	0.000	0.000	0.000		0.091	-	-			0.000	0.000	0.000		1.64	-	-	0.000	0.000	0.000		1.70	-	-			0.150			
16.000	0.000	0.000	0.000		0.001	-	-	0.000	0.000	0.000		0.022	-	-			0.000	0.000	0.000		2.64	-	-	0.000	0.000	0.000		2.64	-	-			0.160			
17.000	0.000	0.000	0.000		0.001	-	-	0.000	0.000	0.000		0.004	-	-			0.000	0.000	0.000		3.64	-	-	0.000	0.000	0.000		3.64	-	-			0.170			
18.000	0.000	0.000	0.000		0.001	-	-	0.000	0.000	0.000		0.001	-	-			0.000	0.000	0.000		4.64	-	-	0.000	0.000	0.000		4.64	-	-			0.180			
19.000	0.000	0.000	0.000		0.001	-	-	0.000	0.000	0.000		0.001	-	-			0.000	0.000	0.000		5.64	-	-	0.000	0.000	0.000		5.64	-	-			0.190			
20.000	0.000	0.000	0.000		0.001	-	-	0.000	0.000	0.000		0.001	-	-			0.000	0.000	0.000		6.64	-	-	0.000	0.000	0.000		6.64	-	-			0.200			
22.000						-	-						-	-								-	-					-	-			0.220				
24.000						-	-						-	-								-	-					-	-			0.240				
Totals:						0	14						0	0	0	0						0	64					0	0	0	0					
Number of Trades:							0						0		0							0.00					0			0						

PIRAEUS FINANCIAL HOLD (CR)

(Contract Size: 100 Securities, Exercise Style: American, Physical Delivery)

Call Options																Put Options																				
April 2023								May 2023								Other Months		April 2023								May 2023								Other Months		
Exerise Price	Open price	Price max	Price min	Last price	Closing price	Volume	Open Interest	Open price	Price max	Price min	Last price	Closing price	Volume	Open Interest	Volume	Open Interest	Open price	Price max	Price min	Last price	Closing price	Volume	Open Interest	Open price	Price max	Price min	Last price	Closing price	Volume	Open Interest	Volume	Open Interest	Exerise Price			
0.500						-	-							-	-							-	-						-	-			0.005			
0.550						-	-							-	-							-	-						-	-			0.006			
0.600						-	-							-	-							-	-						-	-			0.006			
0.650						-	-							-	-							-	-						-	-			0.007			
0.700						-	-							-	-							-	-						-	-			0.007			
0.750						-	-							-	-							-	-						-	-			0.008			
0.800						-	-							-	-							-	-						-	-			0.008			
0.850						-	-							-	-							-	-						-	-			0.009			
0.900						-	-							-	-							-	-						-	-			0.009			
0.950						-	-							-	-							-	-						-	-			0.010			
1.000						-	-							-	-							-	-						-	-			0.010			
1.100						-	-							-	-							-	-						-	-			0.011			
1.200	0.000	0.000	0.000		0.751	-	-							-	-		0.000	0.000	0.000		0.001	-	-					-	-				0.012			
1.300	0.000	0.000	0.000		0.652	-	-	0.000	0.000	0.000		0.654	-	-			0.000	0.000	0.000		0.001	-	-	0.000	0.000	0.000		0.001	-	-				0.013		
1.400	0.000	0.000	0.000		0.552	-	-	0.000	0.000	0.000		0.556	-	-			0.000	0.000	0.000		0.001	-	-	0.000	0.000	0.000		0.002	-	-				0.014		
1.500	0.000	0.000	0.000		0.453	-	-	0.000	0.000	0.000		0.461	-	-			0.000	0.000	0.000		0.001	-	-	0.000	0.000	0.000		0.007	-	-				0.015		
1.600	0.000	0.000	0.000		0.356	-	-	0.000	0.000	0.000		0.371	-	-			0.000	0.000	0.000		0.004	-	-	0.000	0.000	0.000		0.016	-	-				0.016		
1.700	0.000	0.000	0.000		0.265	-	-	0.000	0.000	0.000		0.288	-	-			0.000	0.000	0.000		0.013	-	-	0.000	0.000	0.000		0.034	-	-				0.017		
1.800	0.000	0.000	0.000		0.186	-	-	0.000	0.000	0.000		0.217	-	2			0.000	0.000	0.000		0.034	-	-	0.000	0.000	0.000		0.062	-	-				0.018		
1.900	0.000	0.000	0.000		0.121	-	-	0.000	0.000	0.000		0.158	-	-			0.000	0.000	0.000		0.069	-	-	0.000	0.000	0.000		0.103	-	-				0.019		
2.000	0.000	0.000	0.000		0.073	-	300	0.000	0.000	0.000		0.110	-	-			0.000	0.000	0.000		0.121	-	-	0.000	0.000	0.000		0.155	-	-				0.020		
2.200	0.000	0.000	0.000		0.021	-	10	0.000	0.000	0.000		0.049	-	-			0.000	0.000	0.000		0.269	-	-	0.000	0.000	0.000		0.294	-	-				0.022		
2.400	0.000	0.000	0.000		0.004	-	10	0.000	0.000	0.000		0.019	-	-			0.000	0.000	0.000		0.453	-	-	0.000	0.000	0.000		0.464	-	-				0.024		
2.600	0.000	0.000	0.000		0.001	-	-	0.000	0.000	0.000		0.006	-	-			0.000	0.000	0.000		0.650	-	-	0.000	0.000	0.000		0.653	-	-				0.026		
2.800	0.000	0.000	0.000		0.001	-	-	0.000	0.000	0.000		0.002	-	-			0.000	0.000	0.000		0.850	-	-	0.000	0.000	0.000		0.850	-	-				0.028		
3.000	0.000	0.000	0.000		0.001	-	-	0.000	0.000	0.000		0.001	-	-			0.000	0.000	0.000		1.05	-	-	0.000	0.000	0.000		1.05	-	-				0.030		
3.200	0.000	0.000	0.000		0.001	-	-	0.000	0.000	0.000		0.001	-	-			0.000	0.000	0.000		1.25	-	-	0.000	0.000	0.000		1.25	-	-				0.032		
3.400	0.000	0.000	0.000		0.001	-	-	0.000	0.000	0.000		0.001	-	-			0.000	0.000	0.000		1.45	-	-	0.000	0.000	0.000		1.45	-	-				0.034		
Totals:						0	320						0	2	0	0						0	0					0	0	0	0					
Number of Trades:						0							0		0							0.00					0		0							

PPC (CR)

(Contract Size: 100 Securities, Exercise Style: American, Physical Delivery)

Call Options																Put Options																				
April 2023								May 2023								Other Months		April 2023								May 2023								Other Months		
Exerise Price	Open price	Price max	Price min	Last price	Closing price	Volume	Open Interest	Open price	Price max	Price min	Last price	Closing price	Volume	Open Interest	Volume	Open Interest	Open price	Price max	Price min	Last price	Closing price	Volume	Open Interest	Open price	Price max	Price min	Last price	Closing price	Volume	Open Interest	Volume	Open Interest	Exerise Price			
3.400						-	-							-	-							-	-						-	-			0.034			
3.600						-	-							-	-							-	-						-	-			0.036			
3.800						-	-							-	-							-	-						-	-			0.038			
4.000						-	-							-	-							-	-						-	-			0.040			
4.400						-	-							-	-							-	-						-	-			0.044			
4.800	0.000	0.000	0.000		2.99	-	-							-	-			0.000	0.000	0.000		0.001	-	-				-	-				0.048			
5.200	0.000	0.000	0.000		2.59	-	-							-	-			0.000	0.000	0.000		0.001	-	-				-	-				0.052			
5.600	0.000	0.000	0.000		2.19	-	-	0.000	0.000	0.000		2.20	-	-			0.000	0.000	0.000		0.001	-	-	0.000	0.000	0.000		0.006	-	-				0.056		
6.000	0.000	0.000	0.000		1.79	-	-	0.000	0.000	0.000		1.81	-	-			0.000	0.000	0.000		0.001	-	-	0.000	0.000	0.000		0.018	-	-				0.060		
6.400	0.000	0.000	0.000		1.39	-	-	0.000	0.000	0.000		1.45	-	-			0.000	0.000	0.000		0.006	-	-	0.000	0.000	0.000		0.051	-	-				0.064		
6.800	0.000	0.000	0.000		1.02	-	-	0.000	0.000	0.000		1.11	-	-			0.000	0.000	0.000		0.029	-	-	0.000	0.000	0.000		0.113	-	-				0.068		
7.200	0.000	0.000	0.000		0.681	-	110	0.000	0.000	0.000		0.820	-	-			0.000	0.000	0.000		0.093	-	-	0.000	0.000	0.000		0.221	-	-				0.072		
7.600	0.000	0.000	0.000		0.411	-	76	0.000	0.000	0.000		0.581	-	50			0.000	0.000	0.000		0.222	-	10	0.000	0.000	0.000		0.381	-	-				0.076		
8.000	0.000	0.000	0.000		0.219	-	149	0.000	0.000	0.000		0.393	-	10			0.000	0.000	0.000		0.430	-	10	0.000	0.000	0.000		0.592	-	-				0.080		
8.400	0.000	0.000	0.000		0.106	-	20	0.000	0.000	0.000		0.254	-	11			0.000	0.000	0.000		0.717	-	-	0.000	0.000	0.000		0.854	-	-				0.084		
8.800	0.000	0.000	0.000		0.045	-	4	0.000	0.000	0.000		0.157	-	5			0.000	0.000	0.000		1.06	-	1	0.000	0.000	0.000		1.16	-	-				0.088		
9.200	0.000	0.000	0.000		0.016	-	-	0.000	0.000	0.000		0.094	-	-			0.000	0.000	0.000		1.43	-	-	0.000	0.000	0.000		1.50	-	-				0.092		
9.600	0.000	0.000	0.000		0.006	-	-	0.000	0.000	0.000		0.054	-	-			0.000	0.000	0.000		1.82	-	-	0.000	0.000	0.000		1.86	-	-				0.096		
10.000	0.000	0.000	0.000		0.002	-	-	0.000	0.000	0.000		0.030	-	-			0.000	0.000	0.000		2.22	-	-	0.000	0.000	0.000		2.24	-	-				0.100		
11.000	0.000	0.000	0.000		0.001	-	-	0.000	0.000	0.000		0.006	-	-			0.000	0.000	0.000		3.22	-	-	0.000	0.000	0.000		3.22	-	-				0.110		
Totals:						0	359						0	76	0	0						0	21					0	5	0	0					
Number of Trades:						0							0		0							0.00					0		0							

Lending Products	Underlying Title	Multilateral Transactions[1]					Bilateral Transactions[2]		Stock Borrowing through OTC (volume)[3]
		Open Interest[5]	Volume(Offered)	Average Weighted	Transactions volume	Average Weighted	Transactions Volume	Average Weighted	Transactions Volume
ADMIEBOR	ADMIE (IPTO) HOLDING S.A. (CR)	13,500	---	---	---	---	---	---	463,913
AEGNBOR	AEGEAN AIRLINES (CR)	21,256	---	---	---	---	---	---	30,617
ALPHABOR	ALPHA SERVICES HOLD (CR)	12,700	---	---	---	---	---	---	59,289,763
ALMYBOR	ALUMIL (CR)	---	---	---	---	---	---	---	---
OTOELBOR	AUTOHELLAS SA (CR)	6,316	---	---	---	---	---	---	72,915
AVAXBOR	AVAX S.A. (CR)	---	---	---	---	---	---	---	---
EEEBOR	CC HBC AG (CR)	6,955	---	---	---	---	---	---	41,108
CENERBOR	CENERGY HOLDINGS (CB)	---	---	---	---	---	---	---	---
ELLAKTORBOR	ELLAKTOR (CR)	14,960	---	---	---	---	---	---	14,176
ELHABOR	ELVALHALCOR (CR)	29,547	---	---	---	---	---	---	64,887
EUROBBOR	EUROBANK HOLDINGS (CR)	157,211	---	---	---	---	---	---	34,076,283
EYDAPBOR	EYDAP S.A. (CR)	17,018	---	---	---	---	---	---	222,178
FFGRPBOR	FOLLI FOLLIE (CR)	---	---	---	---	---	---	---	887,119
FOYRKBOR	FOURLIS (CR)	---	---	---	---	---	---	---	25,636
GEKTERNABOR	GEK TERNA (CR)	---	---	---	---	---	---	---	32,740
SARBOR	GR. SARANTIS S.A. (CR)	564	---	---	---	---	---	---	49,928
EXAEBOR	HELLENIC EXCHANGES-A.S.E. (CR)	6,000	---	---	---	---	---	---	174,347
ELPEBOR	HELLENIQ ENERGY (CR)	---	---	---	---	---	---	---	306,140
INTRKBOR	INTRACOM HOLDINGS (CR)	---	---	---	---	---	---	---	---
INKATBOR	INTRAKAT (CR)	---	---	---	---	---	---	---	---
BELABOR	JUMBO SA (CR)	63,028	---	---	400	4.25%	---	---	310,557
LAMDABOR	LAMDA DEVELOPMENT SA (CR)	---	---	---	---	---	---	---	495,869
MIGBOR	MIG (CR)	47,631	---	---	---	---	---	---	1,204,474
MOHBOR	MOTOR OIL (CR)	64,961	---	---	100	5.47%	---	---	1,898,251
MYTILBOR	MYTILINEOS (CR)	20,747	---	---	---	---	---	---	118,488
ETEBOR	NATIONAL BANK (CR)	18,950	---	---	---	---	---	---	10,136,083
OPAPBOR	OPAP (CR)	26,956	---	---	2,000	4.25%	---	---	1,450,634
HTOBOR	OTE (CR)	1,600	---	---	---	---	---	---	982,953
PPABOR	P.P.A. S.A. (CR)	3,250	---	---	---	---	---	---	65,287
TPEIRBOR	PIRAEUS FINANCIAL HOLD (CR)	5,000	---	---	---	---	---	---	1,032,501
PPCBOR	PPC (CR)	2,000	---	---	---	---	---	---	2,125,721

Stock Lending Notes

[1] - Multilateral contracts Lending or Borrowing as per Methods 8-1, 8-2 and 8-3-3 (According to ATHEX BoD Resolution No.17)

[2] - Bilateral Contracts Lending or Borrowing as per Methods 8-3-1 and 8-3-2 (According to ATHEX BoD Resolution No.20 )

[3] - The information concerning OTC Stock Borrowing Transactions is based on the statements of the Dematerialised Securities System (DSS) operators involved and refers to volumes that have been registered up until the previous working day.

[4] - Average Price (Volume weighted)

[5] - The Data concerning Open Interest before the start of trading session

Lending Products	Underlying Title	Multilateral Transactions[1]					Bilateral Transactions[2]		Stock Borrowing through OTC (volume)[3]
		Open Interest[5]	Volume(Offered)	Average Weighted	Transactions volume	Average Weighted	Transactions Volume	Average Weighted	Transactions Volume
QUALBOR	QUALITY & RELIABILITY SA (CR)	---	---	---	---	---	---	---	---
QUESTBOR	QUEST HOLDINGS (CR)	11,366	---	---	---	---	---	---	73,355
TENERGYBOR	TERNA ENERGY (CR)	---	---	---	---	---	---	---	146,466
TITCBOR	TITAN CEMENT (CB)	4,045	---	---	---	---	---	---	349,924
VIOBOR	VIOHALCO SA/NV (CB)	17,777	---	---	100	4.25%	---	---	---

Stock Lending Notes

[1] - Multilateral contracts Lending or Borrowing as per Methods 8-1, 8-2 and 8-3-3 (According to ATHEX BoD Resolution No.17)

[2] - Bilateral Contracts Lending or Borrowing as per Methods 8-3-1 and 8-3-2 (According to ATHEX BoD Resolution No.20 )

[3] - The information concerning OTC Stock Borrowing Transactions is based on the statements of the Dematerialised Securities System (DSS) operators involved and refers to volumes that have been registered up until the previous working day.

[4] - Average Price (Volume weighted)

[5] - The Data concerning Open Interest before the start of trading session

## Sectors codification for listed companies

12003-	ETF	10101010	Computer Services
10101015	Software	10102030	Computer Hardware
15101010	Telecommunications Equipment	15102015	Telecommunications Services
20101010	Health Care Facilities	20101025	Health Care Services
20102010	Medical Equipment	20103015	Pharmaceuticals
30101010	Banks	30202000	Diversified Financial Services
30202010	Asset Managers & Custodians	30202015	Investment Services
30204000	Closed End Investments	30302010	Full Line Insurance
30302015	Insurance Brokers	30302025	Property and Casualty Insurance
35101010	Real Estate Holding and Development	35101015	Real Estate Services
35102000	Diversified REITs	35102030	Office REITs
40201040	Rental & Leasing Services: Consumer	40202010	Home Construction
40202015	Household Furnishings	40202020	Household Appliance
40203040	Electronic Entertainment	40203045	Toys
40204020	Clothing & Accessories	40301010	Entertainment
40301030	Publishing	40301035	Radio & TV Broadcasters
40401010	Diversified Retailers	40401020	Apparel Retailers
40401025	Home Improvement Retailers	40401030	Specialty Retailers
40501010	Airlines	40501015	Travel & Tourism
40501020	Casinos & Gambling	40501025	Hotels & Motels
45101015	Distillers & Vintners	45101020	Soft Drinks
45102010	Farming Fishing Ranching & Plantations	45102020	Food Products
45103010	Tobacco	45201010	Food Retailers & Wholesalers
45201020	Personal Products	50101010	Construction
50101020	Building Roof/Wallboard and Plumbing	50101030	Cement
50101035	Building Materials: Other	50202010	Electrical Components
50203000	Diversified Industrials	50203015	Plastics
50203030	Containers & Packaging	50204000	Machinery: Industrial
50204020	Machinery: Construction & Handling	50205010	Industrial Suppliers
50205020	Back Office Support HR & Consulting	50205030	Forms & Bulk Printing Services
50206015	Commercial Vehicles & Parts	50206030	Marine Transportation
50206060	Transportation Services	55101000	Diversified Materials
55101020	Textile Products	55102000	General Mining
55102010	Iron & Steel	55102015	Metal Fabricating
55102035	Aluminum	60101020	Oil Refining and Marketing
65101010	Alternative Electricity	65101015	Conventional Electricity
65102030	Water		



**ATHEX**  
*Athens Stock Exchange*

Λεωφ. Αθηνών 110 104 42 Αθήνα  
110, Athinon Ave. GR 104 42 Athens  
tel. (+30)210-33.66.800, fax (+30)210-33.66.101  
[www.athexgroup.gr](http://www.athexgroup.gr)