

23

Ημερήσιο Δελτίο
Συναλλακτικής Δραστηριότητας

Daily Official List
of Trading Activity

Friday, 24 March, 2023

Year: 144 Trading Day No: 58



ATHEXGROUP
Athens Exchange Group

Disclaimer:

Hellenic Exchanges-Athens Stock Exchange S.A. endeavours to ensure that the data and other material ("Information") presented on the Daily Official List are accurate and complete, but it is not liable for any errors or omissions of data or /and for the accuracy, credibility, updating and completeness of the aforesaid information nor it has any liability arising directly or indirectly from the use of the above Information.

The Company is not liable for the accuracy of the data included in listed companies' announcements. Only the sender of such an announcement is fully and solely liable for any infringement of third party's rights from the content of such announcement. All contents of the Daily Official List are provided only for information purposes and do not constitute investment advice or solicitation to invest in securities or other products listed for trading on the Exchange.

You acknowledge and agree that the Company is the owner of any property rights related to any Information appearing on the Daily Official List including intellectual property rights copyright, trademarks, etc.

The above data are a property of the Hellenic Exchanges-Athens Exchange and are copyright protected. Users are forbidden to reproduce, modify, copy, sale, transmit or redistribute, by all reproduction means and methods, part or the whole of the above data, without reference to their source.

The commercial exploitation of these data is, also, forbidden by third parties. Hellenic Exchanges-Athens Exchange does not carry any responsibility, direct or indirect, derived from usage or accidental alteration of the above data when used by third parties.

Hellenic Exchanges – Athens Stock Exchange S.A.

110 Athinon Ave., 10442 Athens, Tel: (210) 33.66.800, Fax: (210) 32.13.938

www.athexgroup.gr

Thessalonica Stock Exchange Center (T.S.E.C)

16-18 Katouni Str., Thessalonica 546 25 Tel: (2310) 567.667, Fax: (2310) 530.545

Athex Members Guarantee Fund

14-16 Fidiou Str., Athens 106 78, Tel: (210) 33.04.682, Fax: (210) 33.04.155

Hellenic Republic Capital Market Commission

1 Kolokotroni Str. & 1 Stadiou Str., Athens 10562 Tel: (210) 33.77.100 Fax: (210) 33.77.173

Table of Contents

Section 1: Statistical Figures of Securities, Derivatives and Lending

Summary of Markets

Athex Indices

Analytic Figures for Athex Market's Boards and Categories

Trading Details by Athex Sectors and Financial Instruments (ETFs)

Top 10 best & worst performing Shares

Derivatives Summary

Section 2: Analytic Figures of Shares Transactions

Analytic Figures of Shares Transactions

Shares' Notes

Section 3: Figures of Securities Transactions

Securities Blocks Details

Shares Rights Details

Stock Borrowing

Forced Sales Details

Forced Sales Registered Shares

Exchange Traded Funds (ETFs) Characteristics

Section 5: Bonds traded in Fixed Income Assets Market

Convertible Corporate Bonds - Regulated Market

Non Convertible Corporate Bonds - Regulated Market

Government Bonds

Treasury Bills & Zero Coupon Government Bonds

Government Bonds Traded with the Open Outcry Method

State Banks Bonds

Section 6: Additional Infos

Athex & ATHEXClear Members List

List of Stocks under Market Making operations

Section 7: Derivatives Market Analytic Figures

Index Futures

Stock Futures

Index Options

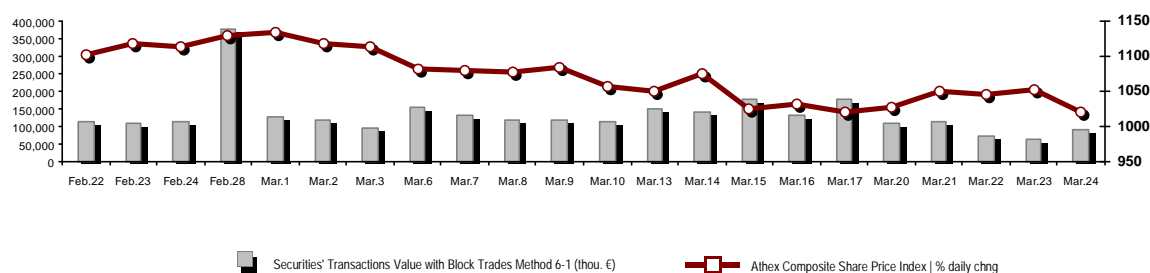
Stock Options

Stock Lending Analytic Figures

Appendix A: Sectors codification for listed companies

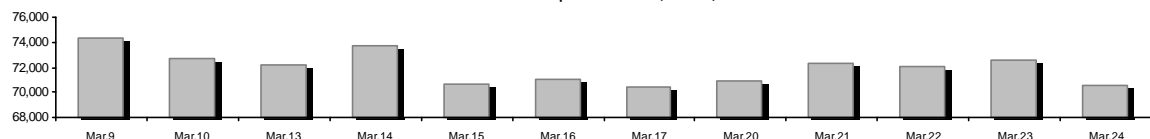
Summary of Markets

Athex Composite Share Price Index vs Shares and Derivatives Transactions Value

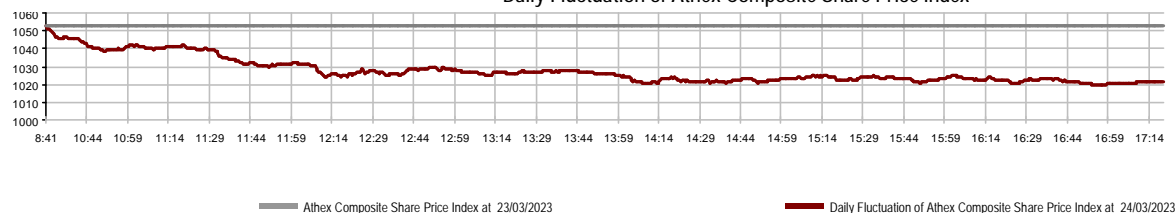


Athex Capitalisation (mill. €) **:	70,588.05	Derivatives Total Open Interest	340,164
Daily change: mill. € %	-1,926.19 -2.66%	in Index Futures % daily chng	5,250 0.00%
Yearly Avg Capitalisation: mill. € % chng prev year Avg	71,730.71 13.75%	in Stock Futures % daily chng	333,019 0.00%
Athex Composite Share Price Index % daily chng	1,021.16 -2.97%	in Index Options % daily chng	886 0.00%
Athex Composite Share Price Index Capitalisation (mill. €)	63,557.30	in Stock Options % daily chng	1,009 0.00%
Daily change (mill. €)	-1,890.68		
Securities' Transactions Value with Block Trades Method 6-1 (t	92,809.79	Derivatives Contracts Volume:	66,691
Daily change: %	27,014.53 41.06%	Daily change: pieces %	33,690 102.09%
YtD Avg Trans. Value: thou. € % chng prev year Avg	114,491.66 58.46%	YtD Avg Derivatives Contracts % chng prev year Avg	55,408 61.30%
Blocks Transactions Value of Method 6-1 (thou. €)	8,551.66	Derivatives Trades Number:	3,024
Blocks Transactions Value of Method 6-2 & 6-3 (thou. €)	0.00	Daily change: number %	1,217 67.35%
Bonds Transactions Value (thou.€)	1,375.83	YtD Avg Trades number % chng prev year Avg	2,746 33.66%
Securities' Transactions Volume with Block Trades Method 6-1 (tho	36,347.39	Lending Total Open Interest	562,263
Daily change: thou. pieces %	14,227.49 64.32%	Daily change: pieces %	0 0.00%
YtD Avg Volume: % chng prev year Avg	46,257.79 63.16%	Lending Volume (Multilateral/Bilateral)	1,500
Blocks Transactions Volume of Method 6-1 (thou. Pieces)	4,587.89	Daily change: pieces %	-24,465
Blocks Transactions Volume of Method 6-2 & 6-3 (thou. Pieces)	0.00	Multilateral Lending	1,500
Bonds Transactions Volume	1,518,000	Bilateral Lending	0
Securities' Trades Number with Block Trades Method 6-1	40,954	Lending Trades Number:	2
Daily change: number %	12,631 44.60%	Daily change: %	-23
YtD Avg Trades number % chng prev year Avg	39,792 35.27%	Multilateral Lending Trades Number	2
Number of Blocks Method 6-1	11	Bilateral Lending Trades Number	0
Number of Blocks Method 6-2 & 6-3	0		
Number of Bonds Transactions	165		

Athex Capitalisation (mill. €) **



Daily Fluctuation of Athex Composite Share Price Index



Athex Indices

Index name	24/03/2023	23/03/2023	pts.	%	Min	Max	Year min	Year max	Year change
Athex Composite Share Price Index	1,021.16 €	1,052.43	-31.27	-2.97%	1,019.30	1,052.43	929.79	1,140.96	9.83% #
Athex ESG Index	1,158.90 €	1,198.61	-39.71	-3.31%	1,156.16	1,198.61	1,057.52	1,311.72	9.57% #
FTSE/Athex Large Cap	2,464.63 €	2,552.35	-87.72	-3.44%	2,459.07	2,552.35	2,250.77	2,795.71	9.47% #
FTSE/Athex Mid Cap Index	1,514.21 €	1,544.51	-30.30	-1.96%	1,505.30	1,547.90	1,411.43	1,660.73	7.28% #
FTSE/ATHEX High Dividend Yield Index	3,245.58 €	3,331.74	-86.16	-2.59%	3,237.68	3,333.47	3,028.28	3,547.10	7.18% #
FTSE/ATHEX Global Traders Index Plus	2,905.46 €	2,981.48	-76.02	-2.55%	2,905.46	2,989.71	2,616.09	3,117.64	11.06% #
FTSE/ATHEX Mid & Small Cap Factor-Weighted Ind	4,762.60 #	4,753.94	8.66	0.18%	4,727.86	4,790.51	4,353.12	4,965.04	8.35% #
ATHEX Select Index Plus	3,399.42 €	3,475.82	-76.40	-2.20%	3,388.90	3,488.68	3,071.06	3,706.63	10.69% #
ATHEX Select Index	5,439.33 €	5,503.36	-64.03	-1.16%	5,412.79	5,530.16	4,343.88	6,091.85	25.22% #
FTSE/Athex Market Index	590.95 €	610.12	-19.17	-3.14%	589.60	610.12	539.21	662.70	9.57% #
Athex Composite Index Total Return Index	1,810.37 €	1,865.81	-55.44	-2.97%	1,807.07	1,865.81	1,641.17	2,015.89	10.31% #
FTSE/Athex Large Cap Total Return	3,960.88 €	4,101.85	-140.97	-3.44%			3,623.42	4,431.63	9.99% #
FTSE/Athex Mid Cap Total Return	1,994.42 €	2,034.33	-39.91	-1.96%			1,881.61	2,180.39	7.36% #
Hellenic Mid & Small Cap Index	1,481.25 €	1,516.79	-35.54	-2.34%	1,477.84	1,520.37	1,365.14	1,599.85	8.51% #
FTSE/Athex Banks	736.22 €	781.41	-45.19	-5.78%	732.61	781.41	640.09	954.15	14.93% #
FTSE/Athex Insurance	2,766.91 €	2,782.19	-15.28	-0.55%	2,675.19	2,828.05	2,675.19	3,042.07	-5.73% €
FTSE/Athex Financial Services	1,201.27 €	1,227.25	-25.98	-2.12%	1,192.92	1,227.25	672.72	1,375.02	75.26% #
FTSE/Athex Industrial Goods & Services	5,593.39 €	5,745.95	-152.56	-2.66%	5,571.40	5,745.95	4,603.86	5,816.79	20.59% #
FTSE/Athex Retail	1,007.44 €	1,024.19	-16.75	-1.64%	1,003.26	1,032.70	901.21	1,129.08	11.79% #
FTSE/ATHEX Real Estate	3,845.21 €	3,911.35	-66.14	-1.69%	3,830.74	3,911.35	3,830.74	4,461.05	-5.59% €
FTSE/Athex Consumer Goods & Services	10,674.68 €	11,110.40	-435.72	-3.92%	10,674.68	11,195.04	8,974.47	12,337.62	16.56% #
FTSE/Athex Food & Beverage	9,254.52 €	9,281.71	-27.19	-0.29%	9,158.25	9,354.18	8,101.49	9,354.18	9.31% #
FTSE/Athex Basic Resources	6,603.89 €	6,829.33	-225.44	-3.30%	6,603.89	6,868.97	6,463.31	7,812.43	1.76% #
FTSE/Athex Construction & Materials	3,494.67 €	3,598.73	-104.06	-2.89%	3,478.47	3,618.72	3,204.90	3,846.65	9.04% #
FTSE/Athex Energy	5,023.86 €	5,187.63	-163.77	-3.16%	5,023.86	5,215.21	4,780.16	5,856.79	-0.12% €
FTSE/Athex Travel & Leisure	2,483.67 €	2,573.31	-89.64	-3.48%	2,483.67	2,573.31	2,196.17	2,610.07	12.01% #
FTSE/Athex Technology	2,165.41 €	2,169.74	-4.33	-0.20%	2,140.97	2,193.24	2,047.81	2,279.06	5.41% #
FTSE/Athex Telecommunications	3,657.52 €	3,718.79	-61.27	-1.65%	3,607.18	3,718.79	3,511.53	4,391.80	-10.17% €
FTSE/Athex Utilities	4,871.15 €	4,964.89	-93.74	-1.89%	4,811.46	4,973.30	4,598.77	5,289.37	5.92% #
FTSE/Athex Health Care	416.63 #	409.83	6.80	1.66%	396.25	416.63	390.59	469.84	-0.54% €
FTSE/Athex Personal Products	6,510.48 €	6,661.48	-151.00	-2.27%	6,510.48	6,829.08	6,510.48	7,905.24	-1.45% €
Athex All Share Index	247.56 €	254.28	-6.72	-2.64%	247.56	247.56	231.11	271.62	7.52% #
Hellenic Corporate Bond Index	120.22 #	120.06	0.16	0.13%			118.78	121.26	1.04% #
Hellenic Corporate Bond Price Index	86.40 #	86.29	0.11	0.13%			86.05	87.55	0.20% #

Note 1: FTSE/Med 100, Hellenic Corporate Bond Price Index and Hellenic Corporate Bond Index closing prices refer to the previous trading day of 22/03/2023.

Note 2: The Hellenic Mid & Small Cap Index is a Customized index calculated by the Athens Exchange.

Analytic Figures for Athex Market's Boards and Categories

	Total Traded Securities	Main Market	Surveillance	Exchange Traded Funds (ETFs)
Totals	128	111	16	1
Gain / Lose / Same:	17 / 85 / 26	15 / 78 / 18	2 / 6 / 8	0 / 1 / 0
Athex Capitalisation (mill. €) **	70,588.05	70,202.92	385.13	
Daily Average Trans/ons Value(thou.€)	114,491.66	114,178.11	338.84	38.35
Transactions Value	92,809.79	92,712.64	97.10	0.05
Main Board:	84,258.13	84,160.98	97.10	0.05
Blocks Board 6_2_3:	8,551.66	8,551.66	0.00	0.00
Forced Sales Board:	0.00	0.00	0.00	0.00
Special Terms Board:	0.00	0.00	0.00	0.00
Daily Average Transactions Volume	46,257,785	44,774,872	1,492,984	1,532
Transactions Volume	36,347,386	35,803,530	543,854	2
Main Board:	31,759,500	31,215,644	543,854	2
Blocks Board 6_2_3:	4,587,886	4,587,886	0	0
Forced Sales Board:	0	0	0	0
Special Terms Board:	0	0	0	0
Daily Average Number of Trades	39,792	39,486	303	4
Number of Trades	40,954	40,759	193	2
Main Board:	40,943	40,748	193	2
Blocks Board 6_2_3:	11	11	0	0
Forced Sales Board:	0	0	0	0
Special Terms Board:	0	0	0	0

Trading Details by Athex Sectors and Financial Instruments (ETFs)

Code	Sectors	Gain / Lose / Same	Number of Trades	Transactions Volume	Transactions Value	% of Total Trans. Value
3010	- Banks	0 / 6 / 0	17,724	29,016,228	46,279,065.19	49.86%
5510	- Basic Resources	3 / 10 / 2	1,106	338,396	831,009.55	0.90%
5010	- Construction & Materials	2 / 9 / 3	2,512	1,226,858	3,796,026.51	4.09%
4020	- Consumer Products & Services	0 / 6 / 4	1,895	310,547	3,826,188.54	4.12%
6010	- Energy	0 / 4 / 0	2,306	262,569	3,565,293.53	3.84%
12000	- Financial Instruments	0 / 1 / 0	2	2	49.80	0.00%
3020	- Financial Services	0 / 3 / 1	377	842,183	495,342.25	0.53%
4510	- Food Beverage & Tobacco	2 / 3 / 3	293	49,950	1,045,505.93	1.13%
2010	- Health Care	1 / 2 / 0	148	229,231	101,256.75	0.11%
5020	- Industrial Goods & Services	3 / 12 / 5	3,282	895,263	7,678,571.36	8.27%
3030	- Insurance	0 / 1 / 0	15	1,056	3,729.60	0.00%
4030	- Media	0 / 1 / 1	22	19,729	9,914.05	0.01%
4520	- Personal Care, Drug & Grocery Stores	1 / 1 / 0	267	23,712	133,212.41	0.14%
3510	- Real Estate	1 / 6 / 2	809	257,312	900,725.08	0.97%
4040	- Retail	2 / 3 / 2	549	186,317	555,071.75	0.60%
1010	- Technology	2 / 7 / 0	755	223,810	751,666.81	0.81%
1510	- Telecommunications	0 / 2 / 0	2,644	676,597	8,809,737.74	9.49%
4050	- Travel & Leisure	0 / 4 / 2	2,658	611,117	5,854,467.46	6.31%
6510	- Utilities	0 / 4 / 1	3,590	1,176,509	8,172,958.18	8.81%

Top 10 best & worst performing Shares

Main Market					
With positive Price change	Closing price	change	With negative Price change	Closing price	change
KORDELLOS BROS SA (CR)	0.584	1.74% #	KEKROPS SA (CR)	1.032	-7.86% €
KARELIA (CR)	316	1.28% #	AUSTRIACARD (CB)	12	-7.62% €
EPSILON NET (CR)	7.34	1.10% #	CENTRIC HOLDINGS (CR)	0.281	-6.33% €
AS COMPANY SA (CR)	2.16	0.93% #	ATTICA BANK S.A. (CR)	12.74	-6.05% €
PAPOUTSANIS (CR)	2.35	0.86% #	ALPHA SERVICES HOLD (CR)	1.09	-6.03% €
MPLE KEDROS (CR)	2.26	0.44% #	NATIONAL BANK (CR)	4.35	-5.97% €
INTRACOM HOLDINGS (CR)	1.818	0.44% #	EUROBANK HOLDINGS (CR)	1.19	-5.71% €
			PIRAEUS FINANCIAL HOLD (CR)	1.88	-5.17% €
			INTRAKAT (CR)	1.57	-4.85% €
			QUALITY & RELIABILITY SA (CR)	0.532	-4.32% €
With the highest Transactions Value	Value (thou. €)	change	With the highest Transactions Volume	Volume	change
ALPHA SERVICES HOLD (CR)	14,837.93	-6.03% €	ALPHA SERVICES HOLD (CR)	13,355,675	-6.03% €
NATIONAL BANK (CR)	12,506.16	-5.97% €	EUROBANK HOLDINGS (CR)	7,808,658	-5.71% €
PIRAEUS FINANCIAL HOLD (CR)	9,386.44	-5.17% €	PIRAEUS FINANCIAL HOLD (CR)	4,977,095	-5.17% €
EUROBANK HOLDINGS (CR)	9,321.88	-5.71% €	NATIONAL BANK (CR)	2,859,754	-5.97% €
OTE (CR)	8,804.51	-1.65% €	MIG (CR)	765,755	0.00% -
MYTILINEOS (CR)	6,486.77	-2.68% €	PPC (CR)	694,806	-1.40% €
OPAP (CR)	5,411.01	-3.63% €	OTE (CR)	675,762	-1.65% €
PPC (CR)	5,353.65	-1.40% €	INTRAKAT (CR)	544,044	-4.85% €
JUMBO SA (CR)	3,523.77	-4.26% €	OPAP (CR)	367,419	-3.63% €
MOTOR OIL (CR)	2,536.15	-3.24% €	ADMIE (IPTO) HOLDING S.A. (CR)	336,357	-3.72% €

Note: Stocks that are not included in the "Under Supervision" category, and the transactions value is more than 10,000 €.

Derivatives Summary

	Number of Trades	Volume	Open Interest
Index Futures	508	3,138	5,250
FTSE/Athex Banks	14	183	739
FTSE/Athex Large Cap	494	2,955	4,511
Stock Futures	2,495	63,321	333,019
ADMIE (IPTO) HOLDING S.A. (CR)	31	376	13,486
AEGEAN AIRLINES (CR)	4	20	103
ALPHA SERVICES HOLD (CR)	662	34,532	122,155
AUTOHELLAS SA (CR)	0	0	127
AVAX S.A. (CR)	0	0	305
CC HBC AG (CR)	3	3	571
CENERGY HOLDINGS (CB)	10	70	6,252
ELLAKTOR (CR)	23	170	1,352
ELVALHALCOR (CR)	2	3	1,286
EUROBANK HOLDINGS (CR)	213	5,186	22,081
EYDAP S.A. (CR)	2	2	541
FOURLIS (CR)	2	3	1,495
GEK TERNA (CR)	23	92	7,611
HELLENIC EXCHANGES-A.S.E. (CR)	22	181	1,977
HELLENIQ ENERGY (CR)	14	41	1,503
INTRACOM HOLDINGS (CR)	12	60	4,209
INTRAKAT (CR)	16	113	6,184
JUMBO SA (CR)	27	104	292
LAMDA DEVELOPMENT SA (CR)	19	69	5,208
MIG (CR)	0	0	1,240
MOTOR OIL (CR)	10	29	322
MYTILINEOS (CR)	40	124	2,088
NATIONAL BANK (CR)	563	7,259	17,948
OPAP (CR)	9	37	1,847
OTE (CR)	88	498	10,996
P.P.A. S.A. (CR)	3	15	448
PIRAEUS FINANCIAL HOLD (CR)	461	13,228	61,199
PPC (CR)	204	1,010	25,914
QUEST HOLDINGS (CR)	1	1	166
TERNA ENERGY (CR)	14	42	8,173
TITAN CEMENT (CB)	3	3	727
VIOHALCO SA/NV (CB)	14	50	5,213
Index Options	16	210	886
FTSE/Athex Large Cap	16	210	886
Stock Options	5	22	1,009
ALPHA SERVICES HOLD (CR)	0	0	3
NATIONAL BANK (CR)	0	0	272
OPAP (CR)	0	0	21
OTE (CR)	0	0	78
PIRAEUS FINANCIAL HOLD (CR)	1	2	320
PPC (CR)	4	20	315
Total Derivatives Traded	3,024	66,691	340,164

Number of Outstanding Securities	Nominal Value	Dividends [1]			Date of Last Coupon Dividend [2]		Note	Shares	Closing price	% change	Previous closing price/date	Open price	Price min	Price max	Last price	Avg price	Last Bid [7]	Last Ask [7]	P/E after tax	Year	Volume	Trades	Transactions Value[8]	Company Mkt Value (thou. €)	Year low	Year high	Sector[4]
----------------------------------	---------------	---------------	--	--	----------------------------------	--	------	--------	---------------	----------	-----------------------------	------------	-----------	-----------	------------	-----------	--------------	--------------	---------------	------	--------	--------	-----------------------	-----------------------------	----------	-----------	------------

Main Market - High Liquidity Class

2,348,908,567	0.290	---	---	---	07/04/2008	18/04/2017	---	ALPHA SERVICES HOLD (CR)	1.09	-6.03	€ 1.16	23/03/2023	1.15	1.089	1.15	1.09	1.111 16306@1.09	220@1.09	---	---	13,355,675	4,851	14,837,928.80	2,560,310.34	1.0015	1.513	30101010
18,176,934	1.00	---	---	---		27/01/2023	---	AUSTRIACARD (CB)	12	-7.62	€ 12.99	23/03/2023	12.99	11.8	12.99	12	12.323 10@11.80	98@12.00	---	---	12,241	121	150,842.92	218,123.21	11.8	13.42	10101010
48,624,764	0.080	0.23	0.46	---	08/04/2022	05/12/2022	---	AUTOHELLAS SA (CR)	11.98	-1.15	€ 12.12	23/03/2023	12.02	11.82	12.02	11.98	11.949 161@11.80	4870@12.00	---	---	20,677	206	247,062.16	582,524.67	10.06	12.56	40201040
190,162,681	---	---	---	---		07/12/2016	---	CENERGY HOLDINGS (CB)	3.735	-3.36	€ 3.865	23/03/2023	3.87	3.68	3.87	3.735	3.757 300@3.69	4552@3.74	---	---	158,707	480	596,273.90	710,257.61	3.015	4.18	50202010
372,086,095	6.70	0.64	0.71	---	07/07/2022	29/04/2013	---	CC HBC AG (CR)	24.72	-0.28	€ 24.79	23/03/2023	24.55	24.45	24.99	24.72	24.624 1224@24.70	300@24.78	---	---	40,512	241	997,563.16	9,197,968.27	21.54	24.99	45101020
3,710,677,508	0.220	---	---	---	02/05/2008	20/05/2019	---	EUROBANK HOLDINGS (CR)	1.19	-5.71	€ 1.262	23/03/2023	1.252	1.1725	1.254	1.19	1.194 38303@1.19	4609@1.19	---	---	7,808,658	3,801	9,321,879.53	4,415,706.23	1.0495	1.4935	30101010
52,131,944	1.00	---	0.1102	---	30/06/2022	23/07/2019	---	FOURLIS (CR)	3.5	-1.41	€ 3.55	23/03/2023	3.56	3.5	3.6	3.5	3.543 20@3.49	400@3.52	---	---	77,815	321	275,671.03	182,461.80	3.26	3.99	40401010
305,635,185	2.18	0.1	0.1	0.3	11/01/2023	01/10/2003	---	HELLENIO ENERGY (CR)	7.28	-2.93	€ 7.5	23/03/2023	7.55	7.17	7.57	7.28	7.329 1285@7.28	47@7.29	---	---	138,274	916	1,013,397.98	2,225,024.15	6.93	8.68	60101020
136,059,759	0.880	0.77	0.77	---	21/03/2023	05/03/2014	---	JUMBO SA (CR)	18.67	-4.26	€ 19.5	23/03/2023	19.66	18.67	19.66	18.67	18.909 1299@18.66	200@18.70	---	---	186,350	1,486	3,523,772.29	2,540,235.70	15.61	22.06	40203045
176,736,715	0.300	---	---	---	30/05/2007	27/11/2019	---	LAMDA DEVELOPMENT SA (CR)	5.65	-2.00	€ 5.765	23/03/2023	5.705	5.625	5.735	5.65	5.672 62@5.64	222@5.67	---	---	115,525	507	655,274.03	998,562.44	5.57	6.6	35101010
939,510,748	0.100	---	---	---	26/04/2007	29/08/2014	---	MIG (CR)	0.217	---	€ 0.217	23/03/2023	0.217	0.217	0.217	0.217	0.217 402183@0.217	1375996@0.218	---	---	765,755	42	166,168.84	203,873.83	0.0329	0.28	30202000
107,222,688	0.440	---	(0.5667)	---	17/06/2022	16/03/2022	---	QUEST HOLDINGS (CR)	4.945	-0.50	€ 4.97	23/03/2023	5.09	4.92	5.09	4.945	4.964 2125@4.92	89@4.95	---	---	20,371	116	101,118.66	530,216.19	4.655	5.46	10101010
78,325,475	---	---	---	---		23/07/2019	---	TITAN CEMENT (CB)	14.14	-3.28	€ 14.62	23/03/2023	14.6	14.14	14.64	14.14	14.259 1762@14.12	179@14.18	---	---	51,411	508	733,086.20	1,107,522.22	12.04	16	50101030
259,189,761		0.02	0.1	---	03/06/2022	26/02/2016	---	VIOHALCO SAINV (CB)	4.06	-3.68	€ 4.215	23/03/2023	4.28	4.06	4.28	4.06	4.124 2100@4.05	255@4.08	---	---	130,563	489	538,472.71	1,052,310.43	4.03	4.86	55102015
232,000,000	2.12	0.1069	0.0854	0.0682	29/08/2022	19/06/2017	---	ADMIE (IPTO) HOLDING S.A. (CR)	1.71	-3.72	€ 1.776	23/03/2023	1.762	1.702	1.782	1.71	1.721 1000@1.71	1000@1.73	11.35	2021	336,357	508	578,869.44	396,720.00	1.65	2.035	65101015
90,167,100	0.500	---	---	---	03/06/2019	24/05/2021	---	AEGEAN AIRLINES (CR)	7.05	-1.95	€ 7.19	23/03/2023	7.19	7.05	7.2	7.05	7.111 270@7.03	122@7.09	---	---	27,125	240	192,899.20	635,678.06	5.27	7.64	40501010
103,423,291	0.570	---	---	---	01/08/2011	06/09/2022	---	GEK TERNA (CR)	11	-2.83	€ 11.32	23/03/2023	11.4	10.82	11.4	11	11.031 93@10.98	14329@11.00	---	---	133,569	522	1,473,391.46	1,137,656.20	10.42	12.62	50101010
382,000,000	2.48	---	---	---	20/07/2015	12/12/2001	---	PPC (CR)	7.76	-1.40	€ 7.87	23/03/2023	7.87	7.6	7.95	7.76	7.705 2000@7.73	4440@7.77	---	---	694,806	2,140	5,353,646.04	2,964,320.00	6.6	8.48	65101015
914,715,153	1.00	---	---	---	16/05/2008	29/08/2018	---	NATIONAL BANK (CR)	4.35	-5.97	€ 4.626	23/03/2023	4.56	4.305	4.56	4.35	4.373 1964@4.35	2070@4.36	---	---	2,859,754	4,744	12,506,163.22	3,979,010.92	3.746	5.528	30101010
375,241,586	0.390	0.01	0.03	---	30/05/2022	14/07/2006	---	ELVALHALCOR (CR)	1.55	-3.85	€ 1.612	23/03/2023	1.584	1.55	1.598	1.55	1.573 1022@1.55	148@1.55	---	---	134,877	393	212,109.04	581,624.46	1.52	1.894	55102015
348,192,005	0.040	---	---	---	05/07/2011	16/07/2021	---	ELLAKTOR (CR)	2.105	-1.41	€ 2.135	23/03/2023	2.17	2.045	2.17	2.105	2.092 742@2.08	17500@2.11	---	---	247,440	583	517,544.99	732,944.17	1.706	2.455	50101010
106,500,000	0.600	---	0.28	---	05/09/2022	13/09/2021	---	EYDAP S.A. (CR)	6.6	-1.49	€ 6.7	23/03/2023	6.66	6.57	6.69	6.6	6.616 500@6.58	2670@6.60	---	---	25,909	292	171,406.07	702,900.00	6.57	7.34	65102030
110,782,980	0.750	---	0.9054	0.4058	21/11/2022	04/11/2013	---	MOTOR OIL (CR)	22.12	-3.24	€ 22.86	23/03/2023	22.86	22.12	22.96	22.12	22.388 600@22.10	66@22.22	---	---	113,283	1,323	2,536,145.46	2,450,519.52	20.84	25.82	60101020
142,891,161	0.970	0.378	0.4341	---	24/06/2022	07/07/2017	---	MYTILINEOS (CR)	24.66	-2.68	€ 25.34	23/03/2023	25.34	24.54	25.36	24.66	24.809 41@24.58	500@24.68	---	---	261,467	1,938	6,486,768.34	3,523,696.03	19.94	25.64	50203000
25,000,000	2.00	0.4	0.628	---	25/07/2022	08/08/2003	---	P.P.A. S.A. (CR)	19.06	-1.55	€ 19.36	23/03/2023	19.36	18.6	19.36	19.06	19.024 61@19.00	5@19.08	12.96	2021	12,626	239	240,195.98	476,500.00	15.86	19.36	50206060
363,341,859	0.300	0.55	0.6	0.3	19/10/2022	29/07/2022	---	OPAP (CR)	14.6	-3.63	€ 15.15	23/03/2023	14.96	14.6	15	14.6	14.727 2013@14.59	782@14.62	---	---	367,419	2,292	5,411,008.77	5,304,791.14	13.02	15.34	40501020
433,664,596	2.83	0.6879	0.8231	---	01/07/2022	18/06/1998	---	OTE (CR)	13.09	-1.65	€ 13.31	23/03/2023	13.3	12.91	13.3	13.09	13.029 250@13.02	2119@13.10	---	---	675,762	2,634	8,804,511.44	5,676,669.56	12.57	15.73	15102015
1,250,367,223	0.930	---	---	---	16/05/2008	14/04/2021	---	PIRAEUS FINANCIAL HOLD (CR)	1.88	-5.17	€ 1.9825	23/03/2023	1.9515	1.835	1.952	1.88	1.886 2394@1.88	3461@1.88	---	---	4,977,095	4,144	9,386,443.59	2,350,690.38	1.43	2.449	30101010
69,877,484	0.780	0.2239	0.1493	---	03/06/2022	13/06/2018	---	GR. SARANTIS S.A. (CR)	6.45	-2.57	€ 6.62	23/03/2023	6.8	6.45	6.8	6.45	6.581 20@6.39	57@6.58	---	---	18,375	251	120,932.88	450,709.77	6.45	8	45201020
115,855,090	0.300	0.3407	0.3411	---	04/07/2022	05/03/2020	---	TERNA ENERGY (CR)	18.4	-2.65	€ 18.9	23/03/2023	18.68	18.36	18.73	18.4	18.483 1334@18.39	60@18.43	---	---	110,249	624	2,037,696.83	2,131,733.66	17.89	21.04	65101010

Main Market - Medium Liquidity Class

13,126,020	0.660	0.0837	0.1163	---	22/06/2022	04/09/2020	---	AS COMPANY SA (CR)	2.16	0.93	€ 2.14	23/03/2023	2.13	2.13	2.17	2.15	2.136 125@2.15	500@2.19	---	---	10,250	13	21,895.00	28,352.20	2.02	2.38	40401030
3,114,144	0.360	0.1558	0.3427	---	14/06/2022	02/06/2020	---	ALPHA TRUST (CR)	5.2	-2.80	€ 5.35	23/03/2023	5.35	5	5.35	5.2	5.131 250@4.82	1461@5.20	---	---	6,533	48	33,520.65	16,193.55	4.32	5.35	30202010
215,805,843	0.300	0.05	---	---	30/12/2021	15/11/2022	---	ATTICA HOLDINGS (CR)	2.4	---	€ 2.4	23/03/2023	2.4	2.37	2.4	2.4	2.389 1500@2.38	3000@2.41	---	---	81,272	58	194,159.24	517,934.02	1.865	2.5	40501015
9,971,190	0.050	---	---	---	04/06/2008	08/03/2023	---	ATTICA BANK S.A. (CR)	12.74	-6.05	€ 13.56	23/03/2023	13.3	12.52	13.48	12.74	12.847 50@12.70	1033@12.56	---	---	6,005	101	77,145.60	127,032.96	10.62	48.75	30101010
35,764,593	2.10	0.06	0.075	---	26/04/2022	25/11/2019	---	BRIQ PROPERTIES (CR)	1.95	-0.26	€ 1.955	23/03/2023	1.965	1.905	1.965	1.95	1.939 992@1.93	980@1.95	---	---	24,270	40	47,064.13	69,740.96	1.9	2.11	35102030
101,123,806	0.360	---	---	---	22/07/2010	28/06/2011	---	CENTRIC HOLDINGS (CR)	0.281	-6.33	€ 0.3	23/03/2023	0.296	0.281	0.296	0.281	0.284 600@0.279	490@0.287	---	---	65,379	82	18,596.61	28,415.79	0.263	0.333	40203040

Number of Outstanding Securities	Nominal Value	Dividends [1]			Date of Last Coupon		Note	Shares	Closing price	% change	Previous closing price/date		Open price	Price min	Price max	Last price	Avg price	Last Bid [7]	Last Ask [7]	P/E after tax	Year	Volume	Trades	Transactions Value[8]	Company Mkt Value (thou. €)	Year low	Year high	Sector[4]	
		2020	2021	2022	Dividend [2]	Right																							
784,500	10.00	---	0.3	---	24/05/2022	31/07/2018	---	CNL CAPITAL (CR)	7.05	---	↘	7.05	23/03/2023	---	---	---	---	100@7.00	100@7.10	16.24	2021	---	---	---	5,530.73	7.05	8	30202010	
10,246,800	0.300	---	---	---	06/10/2005	13/02/2002	---	CPI SA (CR)	0.598	-0.33	€	0.6	23/03/2023	0.58	0.58	0.6	0.598	0.58	858@0.562	3790@0.598	---	---	6,060	12	3,515.98	6,127.59	0.55	0.722	10102030
18,680,300	0.050	---	---	---	06/07/2022		---	DIMAND (CR)	12	-0.41	€	12.05	23/03/2023	12	11.9	12	12	11.952	205@11.90	514@12.00	---	---	3,048	31	36,429.50	224,163.60	11.8	14.9	35101010
54,200,000	0.075	---	0.035	---	19/07/2022	23/11/2021	---	EPSILON NET (CR)	7.34	1.10	₪	7.26	23/03/2023	7.3	7.1	7.36	7.34	7.249	130@7.16	433@7.36	---	---	13,928	84	100,966.84	397,828.00	6.2	8	10101015
40,134,921	0.400	---	---	---	30/08/1993	05/12/2022	---	IDEAL HOLDINGS (CR)	3.89	-1.52	€	3.95	23/03/2023	3.93	3.84	3.96	3.89	3.894	1922@3.87	340@3.89	---	---	29,857	108	116,251.97	156,124.84	3.38	4.07	10102030
83,600,000	0.880	---	---	---	03/07/2007	23/09/2022	---	INTRACOM HOLDINGS (CR)	1.818	0.44	₪	1.81	23/03/2023	1.846	1.786	1.846	1.818	1.812	500@1.82	705@1.82	---	---	93,078	140	168,656.31	151,984.80	1.678	2.12	10101010
160,523,985	0.300	---	---	---	12/08/2008	30/12/2022	---	INTRAKAT (CR)	1.57	-4.85	€	1.65	23/03/2023	1.67	1.57	1.68	1.57	1.595	150236@1.57	600@1.58	---	---	544,044	407	867,981.27	252,022.66	1.366	1.788	50101010
167,868,482	0.300	---	---	---	20/08/2007	28/11/2022	---	LAVIPHARM SA (CR)	0.4	-2.68	€	0.411	23/03/2023	0.408	0.4	0.415	0.4	0.406	5000@0.398	5000@0.408	---	---	222,433	93	90,353.77	67,147.39	0.366	0.48	20103015
4,740,000	0.860	---	---	---	14/03/2003		---	LOGISMOS S.A. (CR)	0.998	---	↘	0.998	23/03/2023	---	---	---	---	---	300@0.910	590@0.988	---	2021	---	---	---	4,730.52	0.946	1.1	10101015
17,120,280	0.940	0.06	0.06	---	27/06/2022	02/08/2019	---	LOULIS FOOD (CR)	2.59	---	↘	2.59	23/03/2023	2.5	2.46	2.59	2.59	2.494	50@2.49	1090@2.59	---	---	1,130	12	2,818.20	44,341.53	2.38	2.82	45102020
4,419,616	1.58	---	---	0.1131	01/03/2023	04/03/2015	---	MEDICON S.A (CR)	3.68	1.66	₪	3.62	23/03/2023	3.52	3.5	3.68	3.68	3.505	265@3.52	5@3.68	---	---	363	5	1,272.40	16,264.19	3.45	4.15	20102010
468,700		2.24	3.42	---	03/05/2022	21/05/2004	---	MERMEREN KOMB. A.D. PR. (GDR)	49.6	---	↘	49.6	23/03/2023	49.4	49.4	49.6	49.6	49.491	38@43.20	14@49.60	1.56	2021	46	3	2,276.60	23,247.52	43.4	59	55102000
10,500,000	0.950	---	---	---	24/06/2008	22/07/2022	---	MEVACO SA (CR)	3.06	-1.92	€	3.12	23/03/2023	3.12	3	3.12	3.12	3.05	20@3.00	274@3.12	16.58	2021	1,277	19	3,895.10	32,130.00	2.52	3.22	55102015
87,127,162	0.500	---	---	---	21/05/2008	28/07/2021	---	PREMIA (CR)	1.095	-0.46	€	1.1	23/03/2023	1.095	1.075	1.1	1.095	1.088	9287@1.08	1397@1.10	---	---	77,981	125	84,809.89	95,404.24	1.07	1.36	35101010
24,377,795	0.230	---	---	---	27/06/2022	08/06/2022	---	PROFILE SA (CR)	2.765	-1.60	€	2.81	23/03/2023	2.825	2.72	2.825	2.765	2.754	750@2.75	37@2.77	---	---	10,848	48	29,874.28	67,404.60	2.575	3.18	10101010
27,345,120	0.280	---	---	---	18/07/2005	26/02/2014	---	QUALITY & RELIABILITY SA (CR)	0.532	-4.32	€	0.556	23/03/2023	0.55	0.532	0.554	0.532	0.546	600@0.532	500@0.548	---	---	19,013	43	10,387.73	14,547.60	0.465	0.6	10101010
57,434,884	1.31	---	---	---	05/06/2008	12/06/2009	---	REDS S.A. (CR)	2.49	---	↘	2.49	23/03/2023	2.4	2.38	2.49	2.49	2.395	2@2.40	412@2.49	---	---	1,672	11	4,003.67	143,012.86	2.3	3	35101010
6,456,530	1.08	0.0804	0.12	---	14/07/2022	02/08/2010	---	SPACE HELLAS SA (CR)	6.3	-0.63	€	6.34	23/03/2023	6.3	6.2	6.3	6.3	6.259	200@6.22	97@6.30	---	---	835	10	5,226.30	40,676.14	5.28	6.9	15101010
17,190,046	0.290	---	---	---	16/11/1992	30/11/2022	---	UNIBIOS (CR)	0.596	-0.67	€	0.6	23/03/2023	0.6	0.588	0.6	0.596	0.591	1030@0.590	3499@0.596	---	---	13,025	24	7,700.57	10,245.27	0.558	0.719	50204000
144,321,516	0.300	---	---	---	01/07/2011	22/01/2020	---	AVAX S.A. (CR)	0.772	-4.22	€	0.806	23/03/2023	0.81	0.77	0.811	0.772	0.781	14649@0.772	1100@0.780	---	---	113,782	196	88,765.65	111,416.21	0.751	1	50101010
32,413,681	0.370	---	---	---	15/07/2009	11/05/2000	---	ALUMIL (CR)	2.16	-0.46	€	2.17	23/03/2023	2.17	2.13	2.24	2.16	2.157	1000@2.13	500@2.18	---	---	13,247	40	28,571.44	70,013.55	1.986	2.54	55102035
3,534,269	3.44	(0.4452)	0.6908	---	16/12/2022	19/07/2022	---	ANDROMEDA SA (CR)	6.3	-0.79	€	6.35	23/03/2023	6.5	6.25	6.5	6.25	6.3	60@6.10	40@6.50	3.27	2021	5,912	5	37,247.10	22,265.89	6	6.9	30204000
18,810,000	0.400	---	---	---	08/07/2010	14/11/2007	---	VARVERIS - MODA BAGNO SA (CR)	0.674	-3.71	€	0.7	23/03/2023	0.676	0.66	0.682	0.674	0.669	460@0.670	1261@0.674	---	---	12,417	37	8,308.55	12,677.94	0.62	0.8	40401025
24,060,000	0.300	0.035	0.055	---	12/04/2022	01/07/2019	---	GEN. COMMERCIAL & IND.SA (CR)	1.325	-1.49	€	1.345	23/03/2023	1.26	1.25	1.325	1.325	1.286	200@1.27	2000@1.33	8.19	2022	102	11	131.19	31,879.50	1.175	1.37	50205010
15,878,748	0.480	---	---	---	10/07/2006	22/03/2004	---	DOMIKI KRITIS SA (CR)	0.77	1.32	₪	0.76	23/03/2023	0.78	0.76	0.78	0.77	0.771	250@0.752	300@0.770	---	---	1,700	5	1,311.00	12,226.64	0.72	0.85	50101010
34,720,000	0.310	---	---	---	16/06/2010	01/08/2007	---	DROMEAS SA (CR)	0.322	-2.42	€	0.33	23/03/2023	0.307	0.307	0.322	0.322	0.309	6300@0.308	582@0.322	---	---	9,945	21	3,073.41	11,179.84	0.3	0.389	40202015
11,250,000	0.520	---	0.0405	---	01/08/2022	09/11/2015	---	EKTER SA (CR)	1.42	-1.04	€	1.435	23/03/2023	1.455	1.39	1.455	1.42	1.412	5@1.40	490@1.42	---	---	22,671	52	32,010.52	15,975.00	1.33	1.69	50101010
18,410,839	1.00	0.027	0.262	---	24/08/2022	10/09/2010	---	ELASTRON (CR)	2.6	-1.52	€	2.64	23/03/2023	2.67	2.58	2.67	2.6	2.597	50@2.57	740@2.62	---	---	3,113	32	8,082.91	47,868.18	2.21	2.82	55102010
19,864,886	5.60	0.672	0.672	---	05/05/2022	02/07/2008	---	BANK OF GREECE (CR)	16.55	-0.90	€	16.7	23/03/2023	16.7	16.45	16.7	16.55	16.536	407@16.50	36@16.65	---	---	9,041	83	149,504.45	328,763.86	16.15	18	30101010
60,348,000	0.420	0.07	0.1515	---	08/06/2022	04/08/2021	---	HELLENIC EXCHANGES-A.S.E. (CR)	4.04	-3.35	€	4.18	23/03/2023	4.18	3.995	4.18	4.04	4.039	400@4.03	407@4.06	---	---	63,983	282	258,405.66	243,805.92	3.09	4.525	30202015
26,730,187	0.520	0.08	0.1	---	29/06/2022	01/08/2017	---	ELTON SA (CR)	2.27	-1.73	€	2.31	23/03/2023	2.3	2.18	2.3	2.27	2.242	105@2.20	838@2.27	---	---	30,697	122	68,824.36	60,677.52	2.08	2.44	50205010
30,000,000	0.050	0.06	0.09	---	13/05/2022	11/06/2020	---	ENTERSOFT (CR)	3.78	-0.53	€	3.8	23/03/2023	3.8	3.75	3.85	3.78	3.804	200@3.75	438@3.78	---	---	18,414	83	70,052.12	113,400.00	3.61	4.24	10101015
36,300,000	1.12	0.223	0.2186</																										

Number of Outstanding Securities	Nominal Value	Dividends [1]			Date of Last Coupon		Note	Shares	Closing price	% change	Previous closing price/date	Open price	Price min	Price max	Last price	Avg price	Last Bid [7]	Last Ask [7]	P/E after tax	Year	Volume	Trades	Transactions Value[8]	Company Mkt Value (thou. €)	Year low	Year high	Sector[4]		
		2020	2021	2022	Dividend [2]	Right																							
8,424,900	0.500	---	---	---	12/07/2010	04/07/2019	---	INTERTECH SA (CR)	1.03	---	↘	1.03	23/03/2023	0.994	0.994	1.045	1.03	1.013	44@1.00	3180@1.03	66.24	2021	3,565	21	3,610.69	8,677.65	0.92	1.185	50205010
19,804,134	0.150	---	---	---	01/07/2004	06/11/2017	---	KEKROPS SA (CR)	1.032	-7.86	☒	1.12	23/03/2023	1.1	1.022	1.1	1.032	1.031	100@1.03	400@1.04	---	2021	11,480	42	11,832.26	20,437.87	0.903	1.4	35101010
40,219,218	0.260	---	---	---	29/08/2022	10/06/2019	---	KLOUKINAS - LAPPAS SA (CR)	0.944	-0.21	☒	0.946	23/03/2023	0.948	0.934	0.948	0.944	0.938	5225@0.934	1246@0.946	---	---	9,675	24	9,071.29	37,966.94	0.5	0.96	50101010
21,224,340	0.420	0.0035	0.02	---	06/09/2022	25/04/2006	---	KORDELLOS BROS SA (CR)	0.584	1.74	☐	0.574	23/03/2023	0.58	0.56	0.586	0.584	0.577	500@0.576	6030@0.586	2.86	2021	26,555	40	15,328.76	12,395.01	0.462	0.7	55102010
33,065,136	0.380	0.2	0.2001	---	18/08/2022	16/09/2013	---	KRI-KRI S.A. (CR)	6.4	-1.24	☒	6.48	23/03/2023	6.48	6.3	6.48	6.4	6.398	200@6.40	250@6.44	16.02	2021	4,266	22	27,294.64	211,616.87	6.08	6.7	45102020
18,017,472	0.360	---	---	---	09/09/2022	28/08/2017	---	KTIMA KOSTAS LAZARIDIS SA (CR)	1.7	---	↘	1.7	23/03/2023	---	---	---	---	---	400@1.59	400@1.79	---	---	---	---	---	30,629.70	1.55	1.78	45101015
7,595,160	0.600	---	---	---	10/09/2019	18/08/2010	---	KIRIAKOULIS SHIPPING SA (CR)	1.1	---	↘	1.1	23/03/2023	---	---	---	---	---	185@1.06	500@1.09	---	---	---	---	---	8,354.68	1	1.265	40501015
5,939,268	0.620	---	---	---	10/07/2003	03/01/2002	---	LANAKAM SA (CR)	0.926	2.89	☐	0.9	23/03/2023	0.926	0.926	0.926	0.926	0.926	100@0.850	30@0.926	---	---	5	1	4.63	5,499.76	0.716	1.16	40401020
9,819,370	0.500	---	---	---	14/08/2007	09/01/2004	---	MATHIOS REFRACTORY SA (CR)	0.72	-2.04	☒	0.735	23/03/2023	0.695	0.69	0.72	0.72	0.711	25@0.715	4113@0.720	---	---	3,995	15	2,841.55	7,069.95	0.565	0.885	55101000
29,250,000	0.360	0.02	0.0401	---	21/06/2022	25/04/2019	---	MOTODYNAMICS S.A. (CR)	2.85	-3.06	☒	2.94	23/03/2023	2.95	2.79	2.99	2.85	2.884	347@2.82	950@2.86	---	---	84,807	169	244,559.22	83,362.50	2.04	3.1	40401030
32,188,050	1.04	---	---	---	21/07/2008	20/01/2000	---	MOUZAKIS (CR)	0.708	8.59	☐	0.652	23/03/2023	0.716	0.708	0.716	0.708	0.708	2337@0.654	1700@0.716	---	---	1,353	3	958.43	22,789.14	0.65	0.806	55101020
43,200,000	1.00	---	0.0824	---	07/09/2022	14/06/2022	---	MPLE KEDROS (CR)	2.26	0.44	☐	2.25	23/03/2023	2.25	2.24	2.26	2.26	2.251	695@2.24	1000@2.27	---	---	21,821	30	49,119.20	97,632.00	2.19	2.29	35102000
4,971,466	1.46	---	---	---	04/07/2007	08/10/2003	---	PAIRIS SA (CR)	0.94	-4.86	☒	0.988	23/03/2023	0.912	0.9	0.94	0.94	0.903	68@0.906	349@0.940	---	---	2,681	20	2,421.11	4,673.18	0.83	1.18	50203030
27,098,594	0.540	0.07	0.05	0.0201	05/12/2022	14/01/2021	---	PAPOUTSANIS (CR)	2.35	0.86	☐	2.33	23/03/2023	2.35	2.3	2.35	2.35	2.301	70@2.28	235@2.35	---	---	5,337	16	12,279.53	63,681.70	2.26	2.51	45201020
7,070,400	0.930	0.1081	0.3242	---	17/06/2022	06/05/2016	---	PETROPOULOS PETROS (CR)	6.54	---	↘	6.54	23/03/2023	6.54	6.32	6.56	6.56	6.511	299@6.48	2335@6.56	---	---	21,799	126	141,938.00	46,240.42	5.9	6.58	50206015
22,075,665	0.330	0.05	0.1	---	21/06/2022	23/11/2021	---	PLAISIO COMPUTERS SA (CR)	4.58	---	↘	4.58	23/03/2023	4.58	4.58	4.58	4.58	4.58	64353@4.58	---	---	---	1,000	1	4,580.00	101,106.55	4.48	4.6	40401010
43,741,452	0.660	0.16	0.2723	0.0698	30/01/2023	01/11/1999	---	THRACE PLASTICS SA (CR)	3.93	-3.44	☒	4.07	23/03/2023	4	3.915	4.05	3.93	3.957	180@3.93	580@3.98	---	---	13,072	165	51,722.09	171,903.91	3.76	4.68	50203015
21,912,599	0.300	---	---	---	11/04/2011	23/02/2007	---	REVOIL (CR)	1.275	-3.04	☒	1.315	23/03/2023	1.32	1.265	1.32	1.275	1.269	1144@1.26	266@1.27	---	---	8,784	47	11,150.41	27,938.56	1.21	1.5	60101020
13,582,223	1.35	---	---	---	24/06/2008	02/02/2016	---	SIDMA STEEL (CR)	2.44	-2.40	☒	2.5	23/03/2023	2.43	2.41	2.48	2.44	2.444	510@2.41	450@2.44	---	---	2,625	29	6,416.79	33,140.62	1.85	2.85	55102010
40,693,350	5.00	---	---	---	03/07/2006	26/05/2015	---	TECHNICAL OLYMPIC SA (CR)	2.06	-0.96	☒	2.08	23/03/2023	2.13	1.995	2.14	2.06	2.026	200@2.01	1894@2.06	---	---	15,654	82	31,715.43	83,828.30	1.76	2.41	40202010
3,048,000	0.300	---	---	---	06/07/2007	01/06/2021	---	TZIRAKIAN PROFIL (CR)	1.88	-3.09	☒	1.94	23/03/2023	1.9	1.88	1.9	1.88	1.886	144@1.76	1881@1.89	2.03	2021	495	5	933.60	5,730.24	1.76	2.22	55102010
10,203,575	0.730	---	---	---	16/07/2007	18/10/1999	---	FIERATEX SA (CR)	0.414	-3.04	☒	0.427	23/03/2023	0.439	0.408	0.44	0.414	0.415	10000@0.410	550@0.436	4.88	2021	2,275	13	943.01	4,224.28	0.4	0.5	55101020
8,340,750	1.16	---	---	---	25/06/2009	17/09/2018	---	HAIDEMENOS SA (CR)	0.525	-0.94	☒	0.53	23/03/2023	0.47	0.47	0.525	0.525	0.474	3000@0.474	254@0.525	19.45	2021	111	7	52.65	4,378.89	0.452	0.6	50205030

Main Market - Low Liquidity Class

14,000,000	4.15	---	3.42	---	14/09/2022	29/06/1999	---	ALPHA REAL ESTATE SA(CR)	8.08	-2.18	☒	8.26	23/03/2023	8.02	8.02	8.26	8.26	8.079	78@8.06	55@8.26	---	---	1,345	20	10,866.40	113,120.00	6.68	9.22	35101015	
151,654,947	0.040	---	---	---	01/07/2008	21/02/2020	---	AVE (CR)	0.53	-1.12	☒	0.536	23/03/2023	0.526	0.516	0.53	0.53	0.52	5000@0.514	2600@0.530	---	---	18,800	17	9,782.00	80,377.12	0.506	0.586	40301010	
11,795,024	0.540	0.087	0.136	---	04/07/2022	30/08/2019	---	FLEXOPACK SA (CR)	9	---	↘	9	23/03/2023	9	9	9.3	9.3	9.007	8@8.40	200@9.00	---	---	205	3	1,846.50	106,155.22	7.45	9.45	50203030	
10,500,000	4.00	0.37	0.29	---	31/05/2022	02/08/2016	---	INTERCONTINENTAL (CR)	6.65	---	↘	6.65	23/03/2023	---	---	---	---	---	200@6.40	1314@6.70	---	---	---	---	---	69,825.00	6.3	6.85	35102000	
151,532,467	0.500	0.01	0.02	---	22/07/2022	10/06/2020	---	TRASTOR REAL EST. INV. CO.(CR)	1.07	---	↘	1.07	23/03/2023	---	---	---	---	---	1357@1.03	1000@1.07	---	---	---	---	---	162,139.74	0.965	1.14	35102000	
15,300,000	0.300	---	---	---	30/07/2009	13/12/1999	---	ATTICA PUBLICATIONS SA (CR)	0.388	---	↘	0.388	23/03/2023	---	---	---	---	---	---	2000@0.388	---	---	---	---	---	---	5,936.40	0.3	0.39	40301030
23,986,500	1.05	---	---	---	26/06/2009	15/03/2000	---	BIOKARPET S.A.(CR)	2.08	---	↘	2.08	23/03/2023	2.04	1.96	2.12	2.08	2.057	860@2.06	400@2.12	---	---	18,270	57	37,572.70	49,891.92	1.5	2.12	50101035	
6,325,000	0.600	---	0.19	---	04/07/2022	17/02/2014	---	VOYATZOGLOU (CR)	2.42	5.22	☐	2.3	23/03/2023	2.42	2.42	2.42	2.42	2.42	10@2.14	20@2.42	---	---	510	2	1,234.20	15,306.50	1.97	2.42	50205010	
15,000,000	0.300	---	---	---	06/07/2007	18/07/2000	---	DAIOS PLASTICS SA (CR)	3.12	---	↘	3.12	23/03/2023	2.92	2.92	3.12	3.12	3.046	83@3.12	400@3.42	---	---	27	3	82.24	46,800.00	2.92	3.52	50203015	
13,673,200	0.880	---	---	---	18/07/2008	26/07/2001	---	EVROFARMA SA (CR)	0.742	1.37	☐	0.732	23/03/2023	0.776	0.722	0.776	0.722	0.742	150@0.720	30@0.742	---	---	484	4	359.17	10,145.51	0.684	0.876	45102020	
3,307,500	0.210	---	---	---	11/08/2010	30/11/2022	---	ELVE SA (CR)	4.74	---	↘	4.74	23/03/2023	4.72	4.72	4.72	4.72	4.72	10@4.74	12@4.86	---	---	1	1	4.72	15,677.55	4.62	5.2	40204020	
60,295,607	0.240	---	---	---	09/07/2007	01/07/2021	---	ELGEKA SA (CR)	0.428	---	↘	0.428	23/03/2023	---	---	---	---	---	400@0.411	1000@0.425	---	---	---	---	---	25,806.52	0.38	0.459	45201010	
23,828,130	0.500	---	0.0737	---	18/07/2022	17/02/2009	---	ELINOIL S.A. (CR)	2.08	-2.35	☒	2.13	23/03/2023	2.07	2.06	2.1	2.08	2.064	2@2.06	930@2.08	---	---	2,228	20	4,599.68	49,562.51	1.82	2.5	60101020	
86,735,980	0.310	---	---	---	06/07/2009	18/08/2022	---	ATHENS MEDICAL CENTER SA (CR)	1.505	-3.53	☒	1.56	23/03/2023	1.52	1.48	1.53	1.505	1.497	100@1.48	25@1.51	---	---	6,435	50	9,630.58	130,537.65	1.4	1.8	20101025	

Number of Outstanding Securities	Nominal Value	Dividends [1]			Date of Last Coupon		Note	Shares	Closing price	% change	Previous closing price/date		Open price	Price min	Price max	Last price	Avg price	Last Bid [7]	Last Ask [7]	P/E after tax	Year	Volume	Trades	Transactions Value[8]	Company Mkt Value (thou. €)	Year low	Year high	Sector[4]
		2020	2021	2022	Dividend [2]	Right																						
2,760,000	11.83	9.4	11	---	14/06/2022	16/07/1990	---	KARELIA (CR)	316	1.28 P	312 23/03/2023	310	306	316	316	311.185	10@306.00	20@314.00	---	---	54	9	16,804.00	872,160.00	288	318	45103010	
6,700,000	0.800	0.179	0.047	---	24/08/2022	29/05/2014	---	MILLS KEPENOS (CR)	2.14	---	2.14 23/03/2023	---	---	---	---	---	200@2.04	548@2.26	21.63	2021	---	---	---	14,338.00	2.04	2.54	45102020	
11,510,102	0.890	---	---	---	24/06/2005	06/10/1999	---	NAFPAKTOS TEXTILE (CR)	1	1.42 P	0.986 23/03/2023	0.986	0.986	1.01	1	1.005	5@1.03	165@1.02	---	---	503	5	505.46	11,510.10	0.93	1.23	55101020	
6,200,000	0.500	---	---	---	22/06/2010	01/11/1995	---	MINERVA KNITWEAR (CR)	0.49	---	0.49 23/03/2023	0.442	0.442	0.442	0.442	0.442	300@0.454	258@0.492	---	---	5	1	2.21	3,038.00	0.414	0.585	40204020	
21,364,000	1.12	---	---	---	29/07/2019	08/03/2023	---	LAMPISA HOTEL SA (CR)	22.8	---	22.8 23/03/2023	---	---	---	---	---	100@22.60	100@23.60	---	---	---	---	---	487,099.20	20.6	24	40501025	
8,321,682	0.670	---	---	---	17/08/2007	23/11/1999	---	N. LEVENTERIS (CR)	0.306	---	0.306 23/03/2023	0.306	0.302	0.306	0.306	0.306	8@0.306	---	---	2021	625	3	191.21	3,220.52	0.22	0.364	50202010	
2,160,524	0.670	---	---	---	03/12/2018	23/11/1999	---	N. LEVENTERIS (PR)	0.312	---	0.312 23/03/2023	---	---	---	---	---	700@0.282	---	---	2021	---	---	---	3,220.52	0.218	0.342	50202010	
6,340,000	0.600	0.134	0.17	0.1	09/12/2022	12/01/2023	---	NAKAS MUSIC	2.38	---	2.38 23/03/2023	2.48	2.16	2.48	2.48	2.318	500@2.26	1040@2.48	---	---	23	7	53.32	15,089.20	2.16	2.7	40401030	
10,080,000	3.00	1.42	1.5	---	27/04/2022	27/08/2001	---	TPA SA (CR)	25.3	-1.56 E	25.7 23/03/2023	26	24.9	26	25.6	25.323	10@25.60	208@25.60	---	---	1,729	36	43,783.90	255,024.00	22.7	26.1	50206060	
27,379,200	0.980	---	---	---	03/07/2020	29/08/2022	---	CRETE PLASTICS SA (CR)	16	3.90 P	15.4 23/03/2023	15.4	15.4	16	16	15.987	200@14.90	50@16.50	---	---	187	2	2,989.60	438,067.20	14.7	16.8	50203015	
255,494,534	2.71	0.352	0.279	0.11	14/12/2022	30/09/2021	---	PRODEA (CR)	8.6	---	8.6 23/03/2023	7.8	7.8	7.8	7.8	7.8	151@7.80	254@8.15	---	---	170	3	1,326.00	2,197,252.99	7.3	8.6	35102000	
4,181,450	0.500	---	---	---	21/08/2000	05/03/2002	---	FLOUR MILLS SARANTOPOULOS SA	1.25	---	1.25 23/03/2023	1.16	1.16	1.16	1.16	1.16	---	70@1.24	---	---	1	1	1.16	5,226.81	1.07	1.5	45102020	

Exchange Traded Funds (ETFs)

906,928	---	---	---	---	15/06/2016	---	ALPHA ETF FTSE Athex Large Cap	24.8	-3.65 E	25.74 23/03/2023	25	24.8	25	24.8	24.9	9@24.80	108@28.00	---	---	---	---	2	2	49.80	---	22.5	27.79	12003
---------	-----	-----	-----	-----	------------	-----	--------------------------------	------	----------------	------------------	----	------	----	------	------	---------	-----------	-----	-----	-----	-----	---	---	-------	-----	------	-------	-------

Surveillance

356,314,416	0.060	---	---	---	07/07/2010	21/09/2017	5160	FRIGOGLASS SA (CR)	0.069	-9.21	E	0.076	23/03/2023	0.076	0.069	0.076	0.069	0.071	6000@0.068	226570@0.069	---	---	366,240	63	25,861.94	24,585.69	0.052	0.158	50204000
65,326,268	0.530	---	---	---	04/07/2007	19/07/2006	4750	SATO SA (CR)	0.04	---	γ	0.04	23/03/2023	0.0335	0.0335	0.039	0.039	0.038	10000@0.035	2599@0.039	---	---	3,406	6	128.21	2,613.05	0.021	0.069	40202015
13,191,620	0.620	---	---	---	04/08/2010	09/09/2002	5232	YALCO - CONSTANTINOU (CR)	0.2	-5.66	E	0.212	23/03/2023	0.2	0.2	0.2	0.2	0.2	5202@0.200	2000@0.234	---	---	9,050	8	1,810.00	2,638.32	0.175	0.28	40202020
13,000,000	1.00	---	---	---	01/08/2007	07/04/2000	5093	AKRITAS SA (CR)	0.5	11.11	P	0.45	23/03/2023	0.45	0.45	0.5	0.5	0.499	815@0.500	3000@0.530	---	---	1,215	5	606.00	6,500.00	0.45	0.67	50101035
221,519,681	0.300	---	---	---	02/07/2008	28/02/2011	4957	ANEK LINES SA (CR)	0.218	-0.91	E	0.22	23/03/2023	0.226	0.216	0.226	0.218	0.217	18871@0.216	9350@0.220	---	---	70,194	28	15,259.26	49,442.26	0.177	0.248	40501015
312,163	0.300	---	---	---	02/07/2008	28/02/2011	4959	ANEK LINES SA (PR, issue '90)	0.072	---	γ	0.072	23/03/2023	0.08	0.08	0.08	0.08	0.085	5000@0.086	---	---	---	7	2	0.56	49,442.26	0.072	0.086	40501015
2,969,713	0.300	---	---	---	02/07/2008	28/02/2011	4958	ANEK LINES SA (PR, issue '96)	0.38	---	γ	0.38	23/03/2023	---	---	---	---	---	---	---	---	---	---	---	---	49,442.26	0.173	0.38	40501015
6,330,002	0.300	---	---	---	25/06/2002	15/03/2019	5162	VARVARESSOS (CR)	0.24	---	γ	0.24	23/03/2023	---	---	---	---	---	3000@0.200	1692@0.250	---	2021	---	---	---	1,519.20	0.16	0.25	55101020
17,579,754	4.16	---	---	---	18/08/2006	02/08/2010	---	BIOTER SA (CR)	0.3	---	γ	0.3	23/03/2023	0.26	0.26	0.3	0.3	0.292	15250@0.260	4600@0.290	---	---	500	3	146.00	5,273.93	0.21	0.398	50101010
54,654,600	0.050	---	---	---	01/07/1998	30/12/2022	5275	VIS SA (CR)	0.165	1.85	P	0.162	23/03/2023	0.162	0.162	0.165	0.165	0.163	4113@0.165	1000@0.169	---	2021	4,158	6	677.07	9,018.01	0.149	0.378	50203030
3,961,300	1.28	---	---	---	29/06/2004	03/08/2000	5248	DUROS SA (CR)	0.26	---	γ	0.26	23/03/2023	0.25	0.25	0.3	0.3	0.294	1990@0.250	651@0.300	---	2021	80	2	23.50	1,029.94	0.2	0.3	40204020
51,754,364	0.300	---	---	---	23/12/2003	24/01/2007	5197	SELECTED TEXT. IND. ASSOC (CR)	0.14	---	---	0.14	23/03/2023	0.144	0.144	0.144	0.144	0.144	7000@0.112	1400@0.144	---	---	100	1	14.40	7,245.61	0.11	0.202	55101020
371,337,000	0.300	---	---	---	30/05/2013	01/07/2022	---	INTRALOT (CR)	0.63	-3.08	E	0.65	23/03/2023	0.64	0.625	0.64	0.63	0.632	30366@0.625	52959@0.630	---	---	65,100	38	41,140.43	233,942.31	0.575	0.765	40501020
7,125,216	0.650	---	---	---	01/07/2005	14/12/1999	4955	KRE.KA SA (CR)	0.288	---	γ	0.288	23/03/2023	0.3	0.3	0.3	0.3	0.3	500@0.270	2690@0.300	---	2021	100	1	30.00	2,052.06	0.17	0.43	45102010
7,734,375	1.00	---	---	---	09/07/2007	07/01/2011	5266	LIVANIS SA (CR)	0.125	---	γ	0.125	23/03/2023	0.125	0.125	0.15	0.15	0.142	596@0.145	384@0.150	---	---	929	5	132.05	966.80	0.12	0.18	40301030
15,842,391	1.51	---	---	---	15/07/2009	12/05/2000	5141	BITROS HOLDING SA (CR)	0.55	-5.17	E	0.58	23/03/2023	0.56	0.55	0.56	0.55	0.556	800@0.464	3443@0.550	---	---	17,372	19	9,659.75	8,713.32	0.408	0.82	55102010
24,319,250	0.300	---	---	---	09/07/2002	04/07/2007	5165	PROODEFTIKH SA (CR)	0.49	---	γ	0.49	23/03/2023	0.49	0.49	0.49	0.49	0.49	4000@0.460	3900@0.490	---	---	2,000	3	980.00	11,916.43	0.4	0.6	50101010
28,438,268	0.070	---	---	---	21/08/2006	24/11/1999	5253	SPIROY AGRICULTURE SA (CR)	0.187	-1.58	E	0.19	23/03/2023	0.185	0.185	0.2	0.2	0.187	3000@0.185	2684@0.200	---	---	3,403	3	635.60	5,317.96	0.15	0.23	45102010
766,000	1.00	---	---	---	01/07/2004	11/12/2012	5193	TRIA ALFA SA (CR)	12.9	---	γ	12.9	23/03/2023	---	---	---	---	---	---	31@12.70	-(6)-	2021	---	---	---	12,355.90	7.6	16.9	55101020
245,000	1.00	---	---	---	19/07/2010	11/12/2012	5194	TRIA ALFA SA (PR)	10.1	---	γ	10.1	23/03/2023	---	---	---	---	---	50@8.50	48@10.10	78.55	2021	---	---	---	12,355.90	3.8	12.6	55101020

Suspension Status

5,867,311	0.300	---	---	---	11/08/2010	28/04/2017	5243	DIONIC (CR)	0.11	---	0.11 30/06/2020	---	---	---	---	---	---	---	---	---	---	---	---	645.40	0.11	0.11	50205010
-----------	-------	-----	-----	-----	------------	------------	------	-------------	------	-----	-----------------	-----	-----	-----	-----	-----	-----	-----	-----	-----	-----	-----	-----	--------	------	------	----------

Number of Outstanding Securities	Nominal Value	Dividends [1]			Date of Last Coupon		Note	Shares	Closing price	% change	Previous closing price/date		Open price	Price min	Price max	Last price	Avg price	Last Bid [7]	Last Ask [7]	P/E after tax	Year	Volume	Trades	Transactions Value[8]	Company Mkt Value (thou. €)	Year low	Year high	Sector[4]
66,948,210	0.300	---	---	---	22/09/2015	22/09/2015	5179	FOLLI FOLLIE (CR)	4.8	---	↘	4.8	24/05/2018	---	---	---	---	---	---	---	---	---	---	---	321,351.41	4.8	4.8	40401030
12,417,000	0.310	---	---	---	27/08/2019	28/08/2017	5233	MLS MULTIMEDIA SA (CR)	0.57	---	↘	0.57	12/05/2020	---	---	---	---	---	---	---	---	---	---	---	7,077.69	0.57	0.57	10101015
33,301,715	0.320	---	---	---	27/06/2003	08/07/2009	5241	AEGEK (CR)	0.035	---	↘	0.035	25/06/2020	---	---	---	---	---	---	---	---	---	---	---	1,165.56	0.035	0.035	50101010
4,737,503	0.320	---	---	---	22/06/2005	22/09/2015	5115	VARANGIS AVEPE S.A. (CR)	0.11	---	↘	0.11	02/03/2022	---	---	---	---	---	---	---	---	---	---	---	521.13	0.11	0.11	40202015
7,085,888	1.59	---	---	---	02/07/1996	06/09/2010	5216	ELVIEMEK (CR)	2.6	---	↘	2.6	30/09/2019	---	---	---	---	---	---	---	---	---	---	---	18,423.31	2.6	2.6	35101010
25,179,640	0.600	---	---	---	08/08/1994	19/09/2000	5191	PALAIOI OINOI NAOUSIS (CR)	0.026	---	↘	0.026	01/10/2018	---	---	---	---	---	---	---	---	---	---	---	742.45	0.026	0.026	45101015
1,540,000	0.600	---	---	---	08/08/1994	19/09/2000	5192	PALAIOI OINOI NAOUSIS (PR)	0.057	---	↘	0.057	01/10/2018	---	---	---	---	---	---	---	---	---	---	---	742.45	0.057	0.057	45101015

Shares' Notes

Code	Note text
()	- Adjusted dividends.
*	- Last adjusted closing price.
[1]	- Net dividends.
[2]	- The "Date of Last Coupon" for New listings refers to the date company's stocks started to trade in Athex
[3]	- The Company Market Value is referred to the number of outstanding shares
[4]	- Sectors codification can be found in Appendix A
[5]	- The Market Value refers to the total number of shares listed (including their several classes) in the exchange by the company.
[6]	- P/E greater than 100
[7]	- Last view of the Order Book before the end of the trading session
[8]	- All Blocks Methods' Transactions Value are included.
4750	- Transfer to the Under Surveillance Category from 8/4/2011.
4955	- Transfer to the Surveillance Category as from 5/4/2013.
4957	- Transfer to the Surveillance Category as from 5/4/2013.
4958	- Transfer to the Surveillance Category as from 5/4/2013.
4959	- Transfer to the Surveillance Category as from 5/4/2013.
5093	- Transfer to the Surveillance Category as of 8/4/2015.
5115	- Transfer to the Surveillance Category as of 15/04/2016.
5141	- Transfer to the Surveillance Category as of 10/05/2017.
5160	- Transfer to the Surveillance Category as of 15/04/2016.
5162	- Transfer to the Under Supervision Category as of 21/12/2009.
5165	- Transfer to the Surveillance Category as of 15/02/2018.
5179	- Suspension of trading as of 25/05/2018.
5191	- Suspension of trading as of 02/10/2018.
5192	- Suspension of trading as of 02/10/2018.
5193	- Transfer to the Surveillance Category as of 25/10/2018.
5194	- Transfer to the Surveillance Category as of 25/10/2018.
5197	- Transfer to the Surveillance Category as of 07/11/2018.
5216	- Suspension of trading as of 01/10/2019.
5232	- Transfer to the Under Surveillance Category from 08/04/2011.
5233	- Suspension of trading as of 13/05/2020.
5241	- Suspension of trading as of 26/06/2020.
5243	- Suspension of trading as of 01/07/2020.
5248	- Transfer to the Surveillance Category as of 06/09/20116.
5253	- Transfer to the Surveillance Category as of 14/5/2021.
5266	- Suspension of trading as of 04/05/2022.
5275	- Transfer to the Surveillance Category as of 09/07/2020.

Securities Blocks Details

Securities	Block Volume	Price	Block Trade Value	Time of approval	Note
ALPHA SERVICES HOLD (CR)	1,000,000	1.14	1,140,000.00	10:47:08	20
ALPHA SERVICES HOLD (CR)	319,200	1.14	362,611.20	11:13:25	20
ALPHA SERVICES HOLD (CR)	450,000	1.13	508,500.00	12:10:15	20
MYTILINEOS (CR)	20,000	24.84	496,800.00	13:04:37	20
MYTILINEOS (CR)	30,000	24.84	745,200.00	13:15:27	20
NATIONAL BANK (CR)	225,000	4.37	983,250.00	14:53:50	20
NATIONAL BANK (CR)	190,000	4.36	829,160.00	15:37:25	20
OTE (CR)	25,000	13.00	325,000.00	16:16:33	20
EUROBANK HOLDINGS (CR)	1,000,000	1.19	1,191,500.00	17:03:20	20
JUMBO SA (CR)	28,686	18.88	541,591.68	17:11:39	20
ALPHA SERVICES HOLD (CR)	1,300,000	1.10	1,428,050.00	17:12:49	20

Blocks Notes

- 9 - Method 6-1 / Special Fees
- 10 - Method 6-1 / Special Fees, SDS
- 14 - Method 6-3 / Settlement, Incomplete Buy and Sell
- 18 - Method 6-2 / SPOT 1
- 19 - Method 6-2 / SPOT 2
- 20 - Method 6-1 and Method 6-1 Same Day Settlement
- 21 - Other Pre-agreed

Shares Rights Details

Occured date	Exercise from	Exercise until	Trading until	Rights	Price min	Price max	Closing price	Last Bid	Last Ask	Volume	Trades	Transactions Value
-----------------	------------------	-------------------	------------------	--------	--------------	--------------	------------------	----------	----------	--------	--------	-----------------------

No Rights Transactions.

Forced Sales Details

Securities	Category of Security	Transactions Volume	Number of Trades	Transactions Value	Note
No Forced Transactions.					

Forced Sales Notes

- 1 - Compulsory Public Forced Sales
- 2 - Forced Sales of Fixed Registered Shares
- 3 - Forced Sales of Remaining Fractional Shares

Exchange Traded Funds (ETFs) Characteristics

	Transactions Date (T)	Creation / Redemption	Units (T-1)	New Units (T-1)	Redemption Units (T-1)	Units (T) [1]	Fund Assets [2]	Net Unit Price	Dividend per Unit	Dividend Date
ALPHA ETF FTSE Athex Large Cap	24/03/2023	5,000	906,928	---	---	906,928	23,340,960.00	25.7363	0.52	01/07/2022

ETFs Notes

[1] - Units (T) = Units (T-1) + New Units (T-1) - Redemption Units (T-1)

[2] - The Creation / Redemption Units of T-1 are included.

Non Convertible Corporate Bonds - Regulated Market

Num Listed Bonds	Nominal price	Issue price	Today's Rate	Exp. Date	Duration (years)	Note	Coupon		Trading Unit	Corporate Bonds	Accrued Int.	Yield.T.Mat	Price min	Price max	Closing price	Previous closing price/date	Volume	Transactions Value	Last order		Date	ear min	Year max
							Common	Preferred											Price	Buy / Sell			
100,000	1,000.00	1,000.00	2.95	11/02/2027	5	---	3	---	1	SAFE BULKERS PARTICIPATIONS PLC (Non Convertible)	3.5236	5.3700	91.5400	91.5400	91.5400	91.0230 23/03/2023	1,000	918.92	90.0000	B	24/03/2023	89.9269	96.3000
320,000	1,000.00	1,000.00	3.40	21/07/2027	7	---	6	---	1	LAMDA DEVELOPMENT S.A. (Non Convertible)	6.0444	4.6900	93.5000	94.0000	93.7300	93.2470 23/03/2023	104,000	98,112.62	92.6700	B	24/03/2023	91.6000	95.5000
200,000	1,000.00	1,000.00	2.10	27/10/2027	7	---	5	---	1	O.P.A.P. S.A. (Non Convertible)	8.8667	3.6070	92.6499	93.5000	93.2500	93.5000 23/03/2023	42,000	39,549.39	92.3100	B	24/03/2023	92.3100	95.4000
200,000	1,000.00	1,000.00	1.90	23/03/2028	7	---	5	---	1	MOTOR OIL CORINTH REFINERIES SA (Non Convertible)	0.2639	4.4420	88.0000	89.2000	88.7683	88.9000 23/03/2023	415,000	368,851.51	88.0000	B	24/03/2023	88.0000	90.5000
100,000	1,000.00	1,000.00	2.70	25/05/2026	5	---	4	---	1	COSTAMARE PARTICIPATIONS PLC (Non Convertible)	9.2250	4.7910	93.5000	93.5500	93.5028	94.0000 23/03/2023	25,000	23,606.33	94.0000	B	24/03/2023	92.1400	97.0000
300,000	1,000.00	1,000.00	2.30	20/07/2028	7	---	4	---	1	PRODEA REIC S.A.(Non Convertible)	4.2806	6.0200	83.7500	84.3000	83.8750	84.0000 23/03/2023	174,000	147,198.32	83.5000	B	24/03/2023	82.0100	85.8000
150,000	1,000.00	1,000.00	2.65	22/10/2026	5	---	3	---	1	CPLP SHIPPING HOLDINGS PLC (Non Convertible)	11.4097	4.2350	94.5000	94.5000	94.5000	94.4860 23/03/2023	1,000	956.41	94.5000	B	24/03/2023	92.5500	96.0000
250,000	1,000.00	1,000.00	2.45	16/11/2028	7	---	3	---	1	ELVALHALCOR S.A. (Non Convertible)	8.9833	4.9780	87.9800	87.9800	87.9800	87.8980 23/03/2023	38,000	33,773.77	87.4000	B	24/03/2023	85.6375	91.0000
500,000	1,000.00	1,000.00	2.75	03/07/2027	7	---	6	---	1	GEK TERNA S.A. (Non Convertible)	6.4167	5.4860	87.8300	89.5000	88.9500	89.9640 23/03/2023	269,000	240,735.98	88.1000	B	24/03/2023	86.8000	91.0000
300,000	1,000.00	1,000.00	2.30	14/12/2028	7	---	3	---	1	GEK TERNA S.A. (Non Convertible)	6.6444	5.5230	84.6000	85.4000	85.1000	85.0000 23/03/2023	8,000	6,861.16	84.7000	B	24/03/2023	82.3300	87.4500
20,148	1,000.00	1,000.00	4.95	26/06/2023	5	---	10	---	1	B&F COMM. & GARM. INDUS. S.A. (Non Convertible)	12.5125	3.9980	---	---	---	100.0000 20/03/2023	---	---	98.0301	B	24/03/2023	99.0571	100.6899
230,000	1,000.00	1,000.00	4.70	12/07/2029	7	---	2	---	1	LAMDA DEVELOPMENT S.A. (Non convertible)	9.7917	4.5070	100.0000	100.3000	100.2118	100.3000 23/03/2023	34,000	34,404.92	100.0000	B	24/03/2023	98.0000	101.0000
100,000	1,000.00	1,000.00	4.40	26/07/2029	7	---	2	---	1	CPLP SHIPPING HOLDINGS PLC (Non Convertible)	7.4556	4.5370	98.5500	98.7000	98.6500	98.4380 23/03/2023	3,000	2,981.87	98.5500	B	24/03/2023	97.2369	100.8000
200,000	1,000.00	1,000.00	3.60	12/03/2026	7	---	9	---	1	AEGEAN AIRLINES S.A. (Non Convertible)	1.5000	3.6920	98.0000	98.4900	98.2769	98.3000 23/03/2023	23,000	22,638.20	96.7114	B	24/03/2023	95.6301	98.6000
150,000	1,000.00	1,000.00	2.60	22/10/2026	7	---	7	---	1	TERNA ENERGY FINANCE S.A. (Non Convertible)	11.1944	4.1270	---	---	---	94.0000 23/03/2023	---	---	93.0000	B	24/03/2023	92.5000	95.7400
100,000	1,000.00	1,000.00	2.80	25/01/2027	5	---	3	---	1	PREMIA S.A. (Non Convertible)	4.8222	6.1620	88.7979	89.8000	88.7979	90.5000 23/03/2023	16,000	14,435.13	88.6008	B	24/03/2023	88.0202	92.5100
175,000	1,000.00	1,000.00	3.40	26/07/2024	5	---	8	---	1	ATTICA HOLDINGS S.A. (Non Convertible)	5.7611	5.1710	96.7001	97.5700	96.9176	98.0000 23/03/2023	68,000	66,508.56	97.0000	B	24/03/2023	96.6179	98.5000
120,000	1,000.00	1,000.00	3.95	04/04/2025	7	---	10	---	1	GEK TERNA S.A. (Non Convertible)	19.2014	3.9130	98.5000	98.6000	98.5833	99.2940 23/03/2023	120,000	120,604.17	98.5000	B	24/03/2023	97.5523	99.8000

Corporate Bonds Notes

Transactions Volume = (Pieces) * (Nominal Price). Transactions Value = (Pieces) * (Nominal Price) * (price %) + (Accrued interest).
The price of a Bond is stated as a percentage (%) of Bond's Nominal Price.
Nominal Price in Euros (€), except if it is noted differently.

Non Convertible Corporate Bonds - Regulated Market

Num Listed Bonds	Nominal price	Issue price	Today's Rate	Exp. Date	Duration (years)	Note	Coupon		Trading Unit	Corporate Bonds	Accrued Int.	Yield.T.Mat	Price min	Price max	Closing price	Previous closing price/date	Volume	Transactions Value	Last order		ear min	Year max		
							Common	Preffered											Price	Buy / Sell			Date	
90,000	1,000.00	1,000.00	3.00	11/05/2023	5	---	10	---	1	CORAL A.E. (Non Convertible)	11.4167	6.4340	---	---	---	99.4200	16/03/2023	---	---	98.8200	B	24/03/2023	99.0000	100.2000
120,000	1,000.00	1,000.00	2.65	06/12/2028	7	---	3	---	1	NOVAL PROPERTY REIC (Non Convertible)	8.2444	5.5690	84.7666	86.5000	86.3720	85.9490	23/03/2023	177,000	153,691.57	85.1000	B	24/03/2023	84.3700	90.8700

Corporate Bonds Notes

Transactions Volume = (Pieces) * (Nominal Price). Transactions Value = (Pieces) * (Nominal Price) * (price %) + (Accrued interest).
The price of a Bond is stated as a percentage (%) of Bond's Nominal Price.
Nominal Price in Euros (€), except if it is noted differently.

Government Bonds

Number Listed Bonds	Nominal price	Today's Rate	Accrued Interest Calc	Exp. Date [1]	Duration (years)	Note	Coupons Date	Curr. coupon value	Trading Unit	Government Bonds	Price min	Price max	Closing price	Previous closing price/date	Volume	Transactions Value	Price	Last order Buy / Sell	Date
4,500,000	1,000.00	1.88	Actual/Actual	04/02/2035	15	---	04/02	1.88	1	GGB-FXD-040235-15Y-1.875-1.000	---	---	---	---	---	---	---	---	---
2,500,000	1,000.00	3.45	Actual/Actual	02/04/2024	5	---	02/04	3.45	1	GGB-FXD-020424-05Y-3.450-1.000	---	---	---	---	---	---	---	---	---
6,000,000	1,000.00	0.75	Actual/Actual	18/06/2031	10	---	18/06	0.75	1	GGB-FXD-180631-10Y-0.750-1.000	---	---	---	---	---	---	---	---	---
5,962,747,327	1.00	3.75	Actual/Actual	30/01/2028	10	---	/02 - 01/02 - 31/	3.75	1	GGB-FXD-300128-10Y-3.750-1.00	---	---	---	85.4610 13/07/2018	---	---	1.0000	B	28/11/2018
7,067,309,386	1.00	3.90	Actual/Actual	30/01/2033	15	---	/02 - 01/02 - 31/	3.90	1	GGB-FXD-300133-15Y-3.900-1.00	---	---	---	78.6730 13/07/2018	---	---	1.0000	B	28/11/2018
5,472,848,349	1.00	4.00	Actual/Actual	30/01/2037	19	---	/02 - 01/02 - 31/	4.00	1	GGB-FXD-300137-19Y-4.000-1.00	---	---	---	77.0370 13/07/2018	---	---	1.0000	B	28/11/2018
5,276,770,669	1.00	4.20	Actual/Actual	30/01/2042	24	---	/02 - 01/02 - 31/	4.20	1	GGB-FXD-300142-24Y-4.200-1.00	---	---	---	77.7640 13/07/2018	---	---	1.0000	B	28/11/2018
48,794,718	1.00	4.30	Actual/Actual	24/02/2024	12	---	24/02	4.30	1	GGB-FXD-240224-12Y-2.000-1.00	---	---	---	10.0000 22/06/2015	---	---	---	---	---
40,248,141	1.00	4.30	Actual/Actual	24/02/2025	13	---	24/02	4.30	1	GGB-FXD-240225-13Y-2.000-1.00	---	---	---	10.0000 22/06/2015	---	---	---	---	---
59,586,043	1.00	4.30	Actual/Actual	24/02/2026	14	---	24/02	4.30	1	GGB-FXD-240226-14Y-2.000-1.00	---	---	---	10.0000 22/06/2015	---	---	---	---	---
41,118,344	1.00	4.30	Actual/Actual	24/02/2027	15	---	24/02	4.30	1	GGB-FXD-240227-15Y-2.000-1.00	---	---	---	10.0000 22/06/2015	---	---	---	---	---
45,137,734	1.00	4.30	Actual/Actual	24/02/2028	16	---	24/02	4.30	1	GGB-FXD-240228-16Y-2.000-1.00	---	---	---	10.0000 22/06/2015	---	---	---	---	---
61,768,888	1.00	4.30	Actual/Actual	24/02/2029	17	---	24/02	4.30	1	GGB-FXD-240229-17Y-2.000-1.00	---	---	---	10.0000 22/06/2015	---	---	---	---	---
54,567,744	1.00	4.30	Actual/Actual	24/02/2030	18	---	24/02	4.30	1	GGB-FXD-240230-18Y-2.000-1.00	---	---	---	10.0000 22/06/2015	---	---	---	---	---
37,541,515	1.00	4.30	Actual/Actual	24/02/2031	19	---	24/02	4.30	1	GGB-FXD-240231-19Y-2.000-1.00	---	---	---	10.0000 22/06/2015	---	---	---	---	---
37,558,317	1.00	4.30	Actual/Actual	24/02/2032	20	---	24/02	4.30	1	GGB-FXD-240232-20Y-2.000-1.00	---	---	---	10.0000 22/06/2015	---	---	---	---	---
37,473,732	1.00	4.30	Actual/Actual	24/02/2033	21	---	24/02	4.30	1	GGB-FXD-240233-21Y-2.000-1.00	---	---	---	10.0000 22/06/2015	---	---	---	---	---
33,888,293	1.00	4.30	Actual/Actual	24/02/2034	22	---	24/02	4.30	1	GGB-FXD-240234-22Y-2.000-1.00	---	---	---	10.0000 22/06/2015	---	---	---	---	---
35,177,800	1.00	4.30	Actual/Actual	24/02/2035	23	---	24/02	4.30	1	GGB-FXD-240235-23Y-2.000-1.00	---	---	---	10.0000 22/06/2015	---	---	---	---	---
35,547,268	1.00	4.30	Actual/Actual	24/02/2036	24	---	24/02	4.30	1	GGB-FXD-240236-24Y-2.000-1.00	---	---	---	10.0000 22/06/2015	---	---	---	---	---
40,246,306	1.00	4.30	Actual/Actual	24/02/2037	25	---	24/02	4.30	1	GGB-FXD-240237-25Y-2.000-1.00	---	---	---	10.0000 22/06/2015	---	---	---	---	---
37,643,952	1.00	4.30	Actual/Actual	24/02/2038	26	---	24/02	4.30	1	GGB-FXD-240238-26Y-2.000-1.00	---	---	---	10.0000 22/06/2015	---	---	---	---	---
36,977,100	1.00	4.30	Actual/Actual	24/02/2039	27	---	24/02	4.30	1	GGB-FXD-240239-27Y-2.000-1.00	---	---	---	10.0000 22/06/2015	---	---	---	---	---
41,615,000	1.00	4.30	Actual/Actual	24/02/2040	28	---	24/02	4.30	1	GGB-FXD-240240-28Y-2.000-1.00	---	---	---	10.0000 22/06/2015	---	---	---	---	---
42,227,208	1.00	4.30	Actual/Actual	24/02/2041	29	---	24/02	4.30	1	GGB-FXD-240241-29Y-2.000-1.00	---	---	---	10.0000 22/06/2015	---	---	---	---	---
68,288,487	1.00	4.30	Actual/Actual	24/02/2042	30	---	24/02	4.30	1	GGB-FXD-240242-30Y-2.000-1.00	---	---	---	10.0000 22/06/2015	---	---	---	---	---
4,000,000	1,000.00	3.88	Actual/Actual	12/03/2029	10	---	12/03	3.88	1	GGB-FXD-120329-10Y-3.875-1.000	---	---	---	---	---	---	100.0000	B	15/10/2019
4,500,000	1,000.00	0.00	Actual/Actual	12/02/2026	5	---	12/02	0.00	1	GGB-FXD-120226-05Y-0.000-1.000	---	---	---	---	---	---	---	---	---
3,000,000	1,000.00	3.38	Actual/Actual	15/02/2025	7	---	15/02	3.38	1	GGB-FXD-150225-07Y-3.375-1.000	---	---	---	---	---	---	---	---	---
964,000	1,000.00	3.25	Actual/Actual	20/03/2025	6	---	20/03	3.25	1	GGB-FXD-200325-06Y-3.250-1.000	---	---	---	---	---	---	---	---	---
2,100,000	1,000.00	3.55	Actual/Actual	20/03/2026	7	---	20/03	3.55	1	GGB-FXD-200326-07Y-3.550-1.000	---	---	---	---	---	---	---	---	---
40,000	1,000.00	2.18	FLR Actual/360	16/09/2023	1	---	16/03 - 16/09	---	1	GGB-FLT-160923-01Y-2.178-1.000	---	---	---	---	---	---	---	---	---
5,500,000	1,000.00	1.50	Actual/Actual	18/06/2030	10	---	18/06	1.50	1	GGB-FXD-180630-10Y-1.500-1.000	---	---	---	---	---	---	---	---	---
5,364,250	1,000.00	3.25	Actual/Actual	20/03/2050	30	---	20/03	3.25	1	GGB-FXD-200350-30Y-3.250-1.000	---	---	---	---	---	---	---	---	---

Government Bonds Notes

Transactions Volume = (Pieces) * (Nominal Price). Transactions Value = (Pieces) * (Nominal Price) * (price %) + (Accrued interest).
The Value of current coupon for the issues with NV 0.01 euro refers to NV 100 euros
FLR: Floating Interest Rate.
[1] - The Expiration Date of the interest bearing period and the Date for coupon payment.

Government Bonds

Number Listed Bonds	Nominal price	Today's Rate	Accrued Interest Calc	Exp. Date [1]	Duration (years)	Note	Coupons Date	Curr. coupon value	Trading Unit	Government Bonds	Price min	Price max	Closing price	Previous closing price/date	Volume	Transactions Value	Price	Last order Buy / Sell	Date
3,924,361	1,000.00	2.00	Actual/Actual	22/04/2027	7	---	22/04	2.00	1	GGB-FXD-220427-07Y-2.000-1.000	---	---	---	---	---	---	99.9000	B	22/04/2020
2,500,000	1,000.00	1.88	Actual/Actual	23/07/2026	7	---	23/07	1.88	1	GGB-FXD-230726-07Y-1.875-1.000	---	---	---	---	---	---	---	---	---
3,500,000	1,000.00	4.25	Actual/Actual	15/06/2033	10	---	15/06	4.25	1	GGB-FXD-150633-10Y-4.250-1.000	---	---	---	---	---	---	---	---	---
3,500,000	1,000.00	1.88	Actual/Actual	24/01/2052	30	---	24/01	1.88	1	GGB-FXD-240152-30Y-1.875-1.000	---	---	---	---	---	---	---	---	---
3,700,000	1,000.00	1.75	Actual/Actual	18/06/2032	10	---	18/06	1.75	1	GGB-FXD-180632-10Y-1.750-1.000	---	---	---	---	---	---	---	---	---
2,200,000	1,000.00	1.13	FLR Actual/360	15/12/2027	5	---	- 15/12 - 15/03 -	---	1	GGB-FLT-151227-05Y-1.130-1.000	---	---	---	---	---	---	102.1600	B	30/12/2022

Government Bonds Notes

Transactions Volume = (Pieces) * (Nominal Price). Transactions Value = (Pieces) * (Nominal Price) * (price %) + (Accrued interest).
The Value of current coupon for the issues with NV 0.01 euro refers to NV 100 euros
FLR: Floating Interest Rate.
[1] - The Expiration Date of the interest bearing period and the Date for coupon payment.

Treasury Bills & Zero Coupon Government Bonds

	13-Week Maturity								26-Week Maturity								52-Week Maturity										
Issue Date	Exp. Date	Initial Rate	Num Listed Bonds	Nominal price	Issue price	Last Trade Price	Last Trade Date	Volume Traded	Note	Exp. Date	Initial Rate	Num Listed Bonds	Nominal price	Issue price	Last Trade Price	Last Trade Date	Volume Traded	Note	Exp. Date	Initial Rate	Num Listed Bonds	Nominal price	Issue price	Last Trade Price	Last Trade Date	Volume Traded	Note
10/06/2022	---	---	---	---	---	---	---	---	---	---	---	---	---	---	---	---	---	---	09/06/2023	0.83	1,600,000	1,000.00	991.68	---	---	---	---
09/09/2022	---	---	---	---	---	---	---	---	---	---	---	---	---	---	---	---	---	---	08/09/2023	1.97	1,000,000	1,000.00	980.47	---	---	---	---
09/12/2022	---	---	---	---	---	---	---	---	---	---	---	---	---	---	---	---	---	---	08/12/2023	2.73	600,000	1,000.00	973.10	---	---	---	---
10/03/2023	---	---	---	---	---	---	---	---	---	---	---	---	---	---	---	---	---	---	08/03/2024	3.75	1,000,000	1,000.00	963.46	---	---	---	---

Bonds in Circulation	Currency / Min nominal traded Value	Coupons Payment Date	Current Coupon Value	Note	Coupon	Trading Unit	Issue Date	Duration (years)	Today's Interest	A.I.C in days	Bonds	Last price of previous days		Last Outcry in Cash (euro)			Trades in Pieces	Life min	Life Max
														Price	Buy / Sell	Date			
Corporate Bonds in Foreign Currency and Euro																			
103,746	GBP / 10	01/12	0.25	---	64	1	01/12/1930	98	2.5	360	National Mortgage Bank	2.27	05/02/1996	2.27	S	05/02/1996	---	2.27	2.27
0	GBP / 10	01/12	0.25	---	66	1	01/12/1928	100	2.5	360	National Mortgage Bank	---	---	---	---	---	---	---	---

Government Bonds Notes

A.I.C: Accrued Interest Calculation base.
FLR: Floating Interest Rate.
The minimum tradeable Nominal Value for all Demeterialised Government Titles is 100 Euros.
(μτφρ-0)

Athex & ATHEXClear Members List

Member Name			Stock Market			Derivatives Market		ATHEXClear Member	
Address	Phone	Fax	Market Member	Remote Member	Market Maker	Proprietary	Market Maker	General Clearing	Direct Clearing
A. SARRIS SECURITIES S.A.			a						
6, ΔΡΑΓΑΤΣΑΝΙΟΥ 6 ΑΘΗΝΑ	2103367700								
AEONIC SECURITIES C.I.F. P.L.C.			a						
, ΛΑΪΟΥ 6, ΓΡ. 301B, ANNA COURT	35725337600								
ALPHA BANK S.A.								a	
, ΣΤΑΔΙΟΥ 40 ΑΘΗΝΑ	2103260000								
ALPHA FINANCE INVESTMENT SERVICES SINGLE MEMBER SA			a		a	a	a		a
5, ΠΑΝΕΠΙΣΤΗΜΙΟΥ 45 ΑΘΗΝΑ	2103677400								
ARGUS STOCKBROKERS LTD			a	a		a			
25 , 25 ΛΕΩΦΟΡΟΣ ΔΗΜΟΣΘΕΝΗ ΣΕΒΕΡΗ	0035722717000								
ATLANTIC SECURITIES LTD			a	a					
37, ΠΡΟΔΡΟΜΟΥ 37	0035722445400								
AXON SECURITIES S.A.			a			a			
48, ΣΤΑΔΙΟΥ 48 ΑΘΗΝΑ	2103363800								
BETA SECURITIES S.A.			a		a	a			a
29 , ΑΛΕΞΑΝΔΡΑΣ 29 ΑΘΗΝΑ	2106478930								
BNP PARIBAS S.A.								a	
, ΛΑΜΨΑΚΟΥ 2 ΑΘΗΝΑ	2107468525								
BOFA SECURITIES EUROPE SA			a	a					
, 112 AVENUE KL?BER 75116	+33 153655555								
CAPITAL SECURITIES S.A.			a			a			
58, ΜΗΤΡΟΠΟΛΕΩΣ 58 ΑΘΗΝΑ	2103369700								
CITIGROUP GLOBAL MARKETS EUROPE AG			a	a					
16, REUTERWEG 16	+49 691366-0								
CITIGROUP GLOBAL MARKETS LIMITED			a						
1, 33 CANADA SQUARE -CANARY WHARF	+44 02079864000								
CREDIT SUISSE BANK (EUROPE), S.A.			a	a					
, CALLE AYALA 42, 3A PLANTA-B MADRID	+34917916000								
CREDIT SUISSE SECURITIES (EUROPE) LIMITED			a						
1 , ONE CABOT SQUARE LONDON	+44 2078888888								
CYCLOS SECURITIES S.A.			a			a			
39, ΧΑΡΙΛΑΟΥ ΤΡΙΚΟΥΠΗ 6-8-10 ΑΘΗΝΑ	2103364300								
DEUTSCHE BANK S.A.				a					
1 , GREAT WINCHESTER STREET LONDON	+44 20 754 54209	00441133361437							
EUROBANK EQUITIES INVESTMENT FIRM SINGLE MEMBER SA			a		a	a	a		a
, ΦΙΛΕΛΛΗΝΩΝ 10 & ΞΕΝΟΦΩΝΤΟΣ 13 ΑΘΗΝΑ	2103720425								
EUROBANK S.A.								a	
, ΟΘΩΝΟΣ 8 ΑΘΗΝΑ	2103337000								
EUROCORP INVESTMENT SERVICES S.A.			a			a			a
14, ΠΛ.ΦΙΛΙΚΗΣ ΕΤΑΙΡΕΙΑΣ 14 ΑΘΗΝΑ	2107263600								
EUOTRUST INVESTMENT FIRM SA			a						
113, ΣΕΒΑΣΤΟΥΠΟΛΕΩΣ 113 ΑΘΗΝΑ	2103363100								
EUROXX SECURITIES S.A.			a		a	a	a		a
7, ΠΑΛΑΙΟΛΟΓΟΥ ΧΑΛΑΝΔΡΙ	(210)-6879400	(210)-6879401							
7, ΠΑΛΕΟΛΟΓΟΥ ΧΑΛΑΝΔΡΙ	+30 2106879400	210-6879401							
G. A. PERVANAS SECURITIES- INVESTMENT SERVICES S.A.			a						
7-9, ΣΟΦΟΚΛΕΟΥΣ 7-9 ΑΘΗΝΑ	2103727200								
GLOBAL CAPITAL SECURITIES & FINANCIAL SERVICES LTD			a	a					
50, ΑΡΧΙΕΠΙΣΚΟΠΟΥ ΜΑΚΑΡΙΟΥ Γ50	0035722710710								
HELLENIC AMERICAN SECURITIES S.A.			a		a	a			a
27, ΑΝΔΡΕΑ ΠΑΠΑΝΔΡΕΟΥ 27 ΜΑΡΟΥΣΙ	2103311100								
HELLENIC BANK (INVESTMENTS) LTD				a					
, ΑVE.KYRIAKΟΥ MATSI 31 - PO BOX 24747 NICOSIA	+357 22500100	357 22500110							
HSBC CONTINENTAL EUROPE								a	
109-111, Α.ΜΕΣΟΓΕΙΩΝ 109-111	2106960000								
INDEX SECURITIES S.A.			a						
6, ΔΡΑΓΑΤΣΑΝΙΟΥ 6 ΑΘΗΝΑ	2103213920								
J. CHR. MAVRIKIS SECURITIES S.A.			a						
5, ΣΟΦΟΚΛΕΟΥΣ 5 ΑΘΗΝΑ	2103216730								
KAPPA SECURITIES S.A.			a			a			
15, ΒΑΛΛΑΡΙΤΟΥ 15 ΑΘΗΝΑ	2103678600								
KARAMANOF SECURITIES & INVESTMENT SERVICES S.A.			a						
2, ΠΛ.ΑΓ.ΘΕΟΔΩΡΩΝ 2 ΑΘΗΝΑ	2103212947								

Athex & ATHEXClear Members List

Member Name			Stock Market			Derivatives Market		ATHEXClear Member	
Address	Phone	Fax	Market Member	Remote Member	Market Maker	Proprietary	Market Maker	General Clearing	Direct Clearing
LAIKI FINANCIAL SERVICES LTD			a						
26, AVE. VYRONOS NICOSIA	357 22367367	357 22718567							
LEON DEPOLAS SECURITIES S.A.			a		a	a			
1, ΧΡΗΣΤΟΥ ΛΑΔΑ 1 ATHINA	2103213276 -28								
MEGA EQUITY SECURITIES & FINANCIAL SERVICES PUBLIC LTD			a	a		a			
42-44, ΛΕΩΦ.ΓΡΙΒΑ ΔΙΓΕΝΗ 42-44	0035722711711								
MERIT SECURITIES S.A			a		a	a			a
5, ΣΟΦΟΚΛΕΟΥΣ 5 ATHINA	2103671880								
MERRILL LYNCH INTERNATIONAL			a						
2 , 2 KING EDWARD STREET LONDON	+44 20276281000								
N. CHRYSOCHOIDIS SECURITIES S.A.			a			a			a
7-9, ΣΟΦΟΚΛΕΟΥΣ 7-9 ATHINA	2103213913								
NATIONAL BANK OF GREECE S.A.			a			a		a	
86, ΑΙΟΛΟΥ STR. ATHINA	(210)-3341000	(210)-3228187							
68, ΑΚΑΔΙΜΙΑΣ STR. ATHINA	(210)-3328817	(210)-3328678							
NATIONAL SECURITIES SINGLE MEMBER SA			a		a	a	a		
66, ΛΕΩΦΟΡΟΣ ΑΘΗΝΩΝ 128-132 & ΙΦΙΓΕΝΙΑΣ ATHINA	2103328784								
NUNTIUS BROKERAGE AND INVESTMENT SERVICES S.A			a						
6, ΔΡΑΓΑΤΣΑΝΙΟΥ 6 ATHINA	2103350599								
ONE PLUS CAPITAL LIMITED			a	a					
, 75 PRODROMOU AVENUE NICOSIA 1307	35722873760								
OPTIMA BANK S.A.			a		a	a	a	a	
32 , ΑΙΓΙΑΛΕΙΑΣ 32 & ΠΑΡΑΔΕΙΣΟΥ MAROUSI	2108173663								
PANTELAKIS SECURITIES S.A.			a		a	a	a		
57, ΕΘΝΙΚΗΣ ΑΝΤΙΣΤΑΣΕΩΣ 57, ΚΤΙΡΙΟ Β CHALANDRI	2106965000								
PEGASUS SECURITIES S.A			a			a			
17 , ΒΑΛΛΩΡΙΤΟΥ 17 & ΑΜΕΡΙΚΗΣ ATHINA	2103670700								
PIRAEUS BANK S.A.			a			a		a	
, ΑΜΕΡΙΚΗΣ 4 ATHINA	2103335000								
PIRAEUS SECURITIES S. A.			a		a	a	a		a
10, ΣΤΑΔΙΟΥ 10 ATHINA	2103354100								
PROCHOICE SECURITIES LTD			a	a					
57, ΛΕΩΦ.ΣΠΥΡΟΥ ΚΥΠΡΙΑΝΟΥ 57, ΑΚΙΝΗΤΑ Φ	035724661192								
SHARELINK SECURITIES & FINANCIAL SERVICES LTD			a			a			
6 , HOUSE-ΘΕΟΤΟΚΗ 6 ΜΕΓΑΡΟ ΕΛΛΗΝΑ	+357 22554200								
SOCIETE GENERALE S.A.			a	a		a			
, 17 COURS VALMY, CEDEX	+157290504								
SOLIDUS SECURITIES S.A			a			a			a
64, ΛΟΥΙΖΗΣ ΠΙΑΝΚΟΥΡ 64 ATHINA	2106900600								
ST. EM. LAVRENTAKIS SECURITIES S.A.			a			a			
7-9, ΣΟΦΟΚΛΕΟΥΣ 7-9 ATHINA	2103213336								
THE CYPRUS INVESTMENT & & SECURITIES CORPORATION LTD			a	a					
154, ΑΓΙΟΥ ΠΡΟΚΟΠΙΟΥ & ΠΟΣΕΙΔΩΝΟΣ 1	0035722121700								
UBS EUROPE SE			a	a					
, OPERNTURM, BOCKENHEIMER LANDSTRASSE 2-4	496921790								
UBS LIMITED			a						
1 , FINSBURY AVENUE LONDON	+44 2075687135								

List of Stocks under Market Making operations

Securities	Stock Category
Market Maker	Start Market Making
MLS MULTIMEDIA SA (CR)	Suspension Status
PIRAEUS SECURITIES S. A.	01/08/2019
ALPHA ETF FTSE Athex Large Cap	Exchange Traded Funds (ETFs)
ALPHA FINANCE INVESTMENT SERVICES SINGLE MEMBER SA	02/01/1900
NATIONAL SECURITIES SINGLE MEMBER SA	02/01/1900
ADMIE (IPTO) HOLDING S.A. (CR)	Main Market
EUROBANK EQUITIES INVESTMENT FIRM SINGLE MEMBER SA	24/05/2021
HELLENIC AMERICAN SECURITIES S.A.	09/03/2020
PIRAEUS SECURITIES S. A.	29/06/2017
AEGEAN AIRLINES (CR)	Main Market
EUROBANK EQUITIES INVESTMENT FIRM SINGLE MEMBER SA	22/09/2020
ALPHA SERVICES HOLD (CR)	Main Market
ALPHA FINANCE INVESTMENT SERVICES SINGLE MEMBER SA	29/02/2016
EUROBANK EQUITIES INVESTMENT FIRM SINGLE MEMBER SA	22/10/2006
HELLENIC AMERICAN SECURITIES S.A.	25/07/2014
LEON DEPOLAS SECURITIES S.A.	04/01/2016
MERIT SECURITIES S.A	03/09/2012
NATIONAL SECURITIES SINGLE MEMBER SA	02/01/1900
PIRAEUS SECURITIES S. A.	28/05/2009
ALPHA TRUST (CR)	Main Market
EUROBANK EQUITIES INVESTMENT FIRM SINGLE MEMBER SA	06/02/2023
LEON DEPOLAS SECURITIES S.A.	04/01/2021
ANDROMEDA SA (CR)	Main Market
BETA SECURITIES S.A.	15/02/2021
ATTICA BANK S.A. (CR)	Main Market
EUROXX SECURITIES S.A.	22/01/2016
PIRAEUS SECURITIES S. A.	20/09/2017
AUSTRIACARD (CB)	Main Market
BETA SECURITIES S.A.	23/03/2023
AUTOHELLAS SA (CR)	Main Market
ALPHA FINANCE INVESTMENT SERVICES SINGLE MEMBER SA	01/07/2019
EUROXX SECURITIES S.A.	02/07/2018
AVAX S.A. (CR)	Main Market
EUROBANK EQUITIES INVESTMENT FIRM SINGLE MEMBER SA	14/12/2015
PIRAEUS SECURITIES S. A.	01/02/2021
AVE (CR)	Main Market
EUROXX SECURITIES S.A.	05/06/2020
BRIQ PROPERTIES (CR)	Main Market
EUROBANK EQUITIES INVESTMENT FIRM SINGLE MEMBER SA	09/09/2019
LEON DEPOLAS SECURITIES S.A.	22/02/2021
CC HBC AG (CR)	Main Market
BETA SECURITIES S.A.	08/03/2021
NATIONAL SECURITIES SINGLE MEMBER SA	02/01/1900
PIRAEUS SECURITIES S. A.	04/05/2015
CENERGY HOLDINGS (CB)	Main Market
ALPHA FINANCE INVESTMENT SERVICES SINGLE MEMBER SA	02/01/2016
EUROBANK EQUITIES INVESTMENT FIRM SINGLE MEMBER SA	02/01/2016
OPTIMA BANK S.A.	14/03/2022
PANTELAKIS SECURITIES S.A.	27/12/2022
CNL CAPITAL (CR)	Main Market
MERIT SECURITIES S.A	01/10/2018
DIMAND (CR)	Main Market
ALPHA FINANCE INVESTMENT SERVICES SINGLE MEMBER SA	08/08/2022
EUROBANK EQUITIES INVESTMENT FIRM SINGLE MEMBER SA	08/08/2022
EKTER SA (CR)	Main Market
BETA SECURITIES S.A.	26/09/2022
EUROBANK EQUITIES INVESTMENT FIRM SINGLE MEMBER SA	16/10/2017
LEON DEPOLAS SECURITIES S.A.	21/05/2018
ELASTRON (CR)	Main Market
LEON DEPOLAS SECURITIES S.A.	20/02/2017
ELLAKTOR (CR)	Main Market
ALPHA FINANCE INVESTMENT SERVICES SINGLE MEMBER SA	18/03/2019
EUROBANK EQUITIES INVESTMENT FIRM SINGLE MEMBER SA	01/06/2012
EUROXX SECURITIES S.A.	24/09/2018
NATIONAL SECURITIES SINGLE MEMBER SA	02/01/1900
PIRAEUS SECURITIES S. A.	22/10/2018

List of Stocks under Market Making operations

Securities	Stock Category
Market Maker	Start Market Making
ELTON SA (CR)	Main Market
BETA SECURITIES S.A.	03/09/2012
EUROBANK EQUITIES INVESTMENT FIRM SINGLE MEMBER SA	28/11/2022
OPTIMA BANK S.A.	30/01/2023
ELVALHALCOR (CR)	Main Market
ALPHA FINANCE INVESTMENT SERVICES SINGLE MEMBER SA	07/05/2018
BETA SECURITIES S.A.	09/01/2023
EUROBANK EQUITIES INVESTMENT FIRM SINGLE MEMBER SA	07/05/2018
ENTERSOFT (CR)	Main Market
ALPHA FINANCE INVESTMENT SERVICES SINGLE MEMBER SA	23/03/2023
EUROBANK EQUITIES INVESTMENT FIRM SINGLE MEMBER SA	22/06/2020
EUROBANK HOLDINGS (CR)	Main Market
ALPHA FINANCE INVESTMENT SERVICES SINGLE MEMBER SA	09/01/2006
EUROBANK EQUITIES INVESTMENT FIRM SINGLE MEMBER SA	01/06/2012
HELLENIC AMERICAN SECURITIES S.A.	25/07/2014
LEON DEPOLAS SECURITIES S.A.	30/11/2018
MERIT SECURITIES S.A	06/11/2017
NATIONAL SECURITIES SINGLE MEMBER SA	02/01/1900
PIRAEUS SECURITIES S. A.	28/09/2009
EUROCONSULTANTS S.A. (CR)	Main Market
OPTIMA BANK S.A.	01/02/2023
EYDAP S.A. (CR)	Main Market
ALPHA FINANCE INVESTMENT SERVICES SINGLE MEMBER SA	27/01/2020
EUROBANK EQUITIES INVESTMENT FIRM SINGLE MEMBER SA	10/06/2019
FOURLIS (CR)	Main Market
EUROBANK EQUITIES INVESTMENT FIRM SINGLE MEMBER SA	01/12/2016
PIRAEUS SECURITIES S. A.	06/03/2017
GEK TERNA (CR)	Main Market
BETA SECURITIES S.A.	08/03/2021
EUROBANK EQUITIES INVESTMENT FIRM SINGLE MEMBER SA	24/05/2021
PIRAEUS SECURITIES S. A.	29/08/2019
GR. SARANTIS S.A. (CR)	Main Market
BETA SECURITIES S.A.	14/05/2012
EUROBANK EQUITIES INVESTMENT FIRM SINGLE MEMBER SA	24/10/2016
HELLENIC EXCHANGES-A.S.E. (CR)	Main Market
HELLENIC AMERICAN SECURITIES S.A.	01/09/2014
NATIONAL SECURITIES SINGLE MEMBER SA	02/01/1900
PIRAEUS SECURITIES S. A.	04/05/2015
HELLENIQ ENERGY (CR)	Main Market
HELLENIC AMERICAN SECURITIES S.A.	14/09/2015
PIRAEUS SECURITIES S. A.	20/03/2017
IDEAL HOLDINGS (CR)	Main Market
EUROBANK EQUITIES INVESTMENT FIRM SINGLE MEMBER SA	07/06/2021
PIRAEUS SECURITIES S. A.	07/06/2021
INTERCONTINENTAL (CR)	Main Market
LEON DEPOLAS SECURITIES S.A.	03/06/2019
INTERLIFE G.C.I.(CR)	Main Market
BETA SECURITIES S.A.	24/10/2022
INTERWOOD-XYLEMPORIA (CR)	Main Market
EUROBANK EQUITIES INVESTMENT FIRM SINGLE MEMBER SA	05/07/2021
PANTELAKIS SECURITIES S.A.	01/07/2021
INTRAKAT (CR)	Main Market
PANTELAKIS SECURITIES S.A.	10/10/2022
JUMBO SA (CR)	Main Market
BETA SECURITIES S.A.	01/02/2021
EUROBANK EQUITIES INVESTMENT FIRM SINGLE MEMBER SA	25/05/2020
MERIT SECURITIES S.A	06/11/2017
PIRAEUS SECURITIES S. A.	06/03/2017
KLOUKINAS - LAPPAS SA (CR)	Main Market
OPTIMA BANK S.A.	02/01/2023
KRI-KRI S.A. (CR)	Main Market
EUROBANK EQUITIES INVESTMENT FIRM SINGLE MEMBER SA	07/05/2018
LEON DEPOLAS SECURITIES S.A.	16/01/2017
LAMDA DEVELOPMENT SA (CR)	Main Market
EUROBANK EQUITIES INVESTMENT FIRM SINGLE MEMBER SA	08/12/2014
PANTELAKIS SECURITIES S.A.	06/11/2017
PIRAEUS SECURITIES S. A.	29/06/2017
LAMPSA HOTEL SA (CR)	Main Market
LEON DEPOLAS SECURITIES S.A.	16/01/2017

List of Stocks under Market Making operations

Securities	Stock Category
Market Maker	Start Market Making
MIG (CR)	Main Market
EUROBANK EQUITIES INVESTMENT FIRM SINGLE MEMBER SA	23/03/2015
PIRAEUS SECURITIES S. A.	02/02/2009
MOTOR OIL (CR)	Main Market
BETA SECURITIES S.A.	08/03/2021
EUROBANK EQUITIES INVESTMENT FIRM SINGLE MEMBER SA	22/10/2006
LEON DEPOLAS SECURITIES S.A.	01/04/2019
MERIT SECURITIES S.A	25/02/2019
NATIONAL SECURITIES SINGLE MEMBER SA	02/01/1900
PIRAEUS SECURITIES S. A.	04/05/2015
MPLE KEDROS (CR)	Main Market
MERIT SECURITIES S.A	30/09/2022
MYTILINEOS (CR)	Main Market
ALPHA FINANCE INVESTMENT SERVICES SINGLE MEMBER SA	15/04/2019
BETA SECURITIES S.A.	11/04/2022
EUROBANK EQUITIES INVESTMENT FIRM SINGLE MEMBER SA	20/09/2017
MERIT SECURITIES S.A	25/02/2019
NATIONAL SECURITIES SINGLE MEMBER SA	02/01/1900
PIRAEUS SECURITIES S. A.	04/05/2015
NATIONAL BANK (CR)	Main Market
ALPHA FINANCE INVESTMENT SERVICES SINGLE MEMBER SA	09/01/2006
EUROBANK EQUITIES INVESTMENT FIRM SINGLE MEMBER SA	22/10/2006
HELLENIC AMERICAN SECURITIES S.A.	25/07/2014
LEON DEPOLAS SECURITIES S.A.	20/05/2015
MERIT SECURITIES S.A	03/09/2012
NATIONAL SECURITIES SINGLE MEMBER SA	02/01/1900
PIRAEUS SECURITIES S. A.	08/09/2008
OPAP (CR)	Main Market
ALPHA FINANCE INVESTMENT SERVICES SINGLE MEMBER SA	09/01/2006
BETA SECURITIES S.A.	11/04/2022
EUROBANK EQUITIES INVESTMENT FIRM SINGLE MEMBER SA	22/10/2006
HELLENIC AMERICAN SECURITIES S.A.	25/07/2014
MERIT SECURITIES S.A	20/03/2017
NATIONAL SECURITIES SINGLE MEMBER SA	02/01/1900
PIRAEUS SECURITIES S. A.	04/05/2015
OTE (CR)	Main Market
ALPHA FINANCE INVESTMENT SERVICES SINGLE MEMBER SA	09/01/2006
BETA SECURITIES S.A.	11/04/2022
EUROBANK EQUITIES INVESTMENT FIRM SINGLE MEMBER SA	22/10/2006
HELLENIC AMERICAN SECURITIES S.A.	25/07/2014
LEON DEPOLAS SECURITIES S.A.	20/04/2015
MERIT SECURITIES S.A	20/03/2017
NATIONAL SECURITIES SINGLE MEMBER SA	02/01/1900
PIRAEUS SECURITIES S. A.	08/09/2008
P.P.A. S.A. (CR)	Main Market
EUROBANK EQUITIES INVESTMENT FIRM SINGLE MEMBER SA	06/02/2019
PAPOUTSANIS (CR)	Main Market
BETA SECURITIES S.A.	25/11/2013
PETROPOULOS PETROS (CR)	Main Market
EUROBANK EQUITIES INVESTMENT FIRM SINGLE MEMBER SA	01/04/2019
PANTELAKIS SECURITIES S.A.	16/03/2020
PIRAEUS FINANCIAL HOLD (CR)	Main Market
ALPHA FINANCE INVESTMENT SERVICES SINGLE MEMBER SA	15/04/2019
EUROBANK EQUITIES INVESTMENT FIRM SINGLE MEMBER SA	22/10/2006
EUROXX SECURITIES S.A.	15/02/2016
HELLENIC AMERICAN SECURITIES S.A.	25/07/2014
LEON DEPOLAS SECURITIES S.A.	30/11/2018
MERIT SECURITIES S.A	16/09/2013
NATIONAL SECURITIES SINGLE MEMBER SA	02/01/1900
PIRAEUS SECURITIES S. A.	16/02/2009
PPC (CR)	Main Market
ALPHA FINANCE INVESTMENT SERVICES SINGLE MEMBER SA	09/01/2006
BETA SECURITIES S.A.	01/02/2021
EUROBANK EQUITIES INVESTMENT FIRM SINGLE MEMBER SA	22/10/2006
HELLENIC AMERICAN SECURITIES S.A.	01/09/2014
MERIT SECURITIES S.A	06/11/2017
NATIONAL SECURITIES SINGLE MEMBER SA	02/01/1900
PIRAEUS SECURITIES S. A.	28/09/2009

List of Stocks under Market Making operations

Securities	Stock Category
Market Maker	Start Market Making
PREMA (CR)	Main Market
BETA SECURITIES S.A.	01/06/2021
LEON DEPOLAS SECURITIES S.A.	05/12/2022
PANTELAKIS SECURITIES S.A.	23/12/2021
PROFILE SA (CR)	Main Market
PANTELAKIS SECURITIES S.A.	01/07/2019
QUALITY & RELIABILITY SA (CR)	Main Market
OPTIMA BANK S.A.	03/01/2023
QUEST HOLDINGS (CR)	Main Market
BETA SECURITIES S.A.	26/03/2018
EUROBANK EQUITIES INVESTMENT FIRM SINGLE MEMBER SA	28/01/2019
SIDMA STEEL (CR)	Main Market
LEON DEPOLAS SECURITIES S.A.	06/06/2022
SPACE HELLAS SA (CR)	Main Market
MERIT SECURITIES S.A.	09/12/2022
TECHNICAL OLYMPIC SA (CR)	Main Market
BETA SECURITIES S.A.	04/04/2022
TERNA ENERGY (CR)	Main Market
EUROBANK EQUITIES INVESTMENT FIRM SINGLE MEMBER SA	24/05/2021
PIRAEUS SECURITIES S. A.	09/12/2019
THRACE PLASTICS SA (CR)	Main Market
ALPHA FINANCE INVESTMENT SERVICES SINGLE MEMBER SA	26/03/2018
EUROBANK EQUITIES INVESTMENT FIRM SINGLE MEMBER SA	26/03/2018
TITAN CEMENT (CB)	Main Market
BETA SECURITIES S.A.	01/02/2021
EUROBANK EQUITIES INVESTMENT FIRM SINGLE MEMBER SA	06/11/2019
PIRAEUS SECURITIES S. A.	18/01/2021
TZIRAKIAN PROFIL (CR)	Main Market
LEON DEPOLAS SECURITIES S.A.	19/07/2021
VIOHALCO SA/NV (CB)	Main Market
ALPHA FINANCE INVESTMENT SERVICES SINGLE MEMBER SA	11/03/2008
EUROBANK EQUITIES INVESTMENT FIRM SINGLE MEMBER SA	04/03/2014
MERIT SECURITIES S.A.	17/03/2014

Underlying Asset				Derivatives Market													
Price max	Price min	Closing price	change	Delivery Month	Open price	Price max	Price min	Last price	Closing price	Last Bid	Last Ask	Fixing price*	Life high	Life low	Trades	Volume	Open Interest
FTSE/Athex Large Cap				(Trade Unit: 1 Index Point x 2€, Cash Settlement)													
2,552.35	2,459.07	2,464.63	-3.44%	April 2023	2,530.00	2,530.00	2,450.00	2,459.75	2,459.75	---	---	---	2,774.00	---	467	2,675	4,346
				May 2023	2,511.25	2,513.00	2,452.50	2,470.25	2,470.25	---	---	---	2,610.75	---	27	280	165
				June 2023	---	---	---	---	2,564.50	---	---	---	---	---	---	---	---
				September 2023	---	---	---	---	2,577.25	---	---	---	---	---	---	---	---
				December 2023	---	---	---	---	2,590.25	---	---	---	---	---	---	---	---
				March 2024	---	---	---	---	2,603.00	---	---	---	---	---	---	---	---
FTSE/Athex Banks				(Trade Unit: 1 Index Point x 15€, Cash Settlement)													
781.41	732.61	736.22	-5.78%	June 2023	767.00	767.00	744.00	749.75	749.75	---	---	---	845.50	---	14	183	739
				September 2023	---	---	---	---	789.00	---	---	---	---	---	---	---	---
				December 2023	---	---	---	---	793.00	---	---	---	---	---	---	---	---
				March 2024	---	---	---	---	797.00	---	---	---	---	---	---	---	---

Underlying Asset				Derivatives Market													
Price max	Price min	Closing price	change	Delivery Month	Open price	Price max	Price min	Last price	Closing price	Last Bid	Last Ask	Fixing price*	Life high	Life low	Trades	Volume	Open Interest
ADMIE (IPTO) HOLDING S.A. (CR)				(Contract Size: 100 Securities, Physical Delivery)													
1.782	1.702	1.71	-3.72%	June 2023	1.77	1.77	1.71	1.72	1.72	---	---	---	1.92	---	31	376	13,486
				September 2023	---	---	---	---	1.79	---	---	---	---	---	---	---	---
				December 2023	---	---	---	---	1.80	---	---	---	---	---	---	---	---
				March 2024	---	---	---	---	1.81	---	---	---	---	---	---	---	---
AEGEAN AIRLINES (CR)				(Contract Size: 100 Securities, Physical Delivery)													
7.2	7.05	7.05	-1.95%	June 2023	7.12	7.12	7.09	7.09	7.09	---	---	---	7.40	---	4	20	103
				September 2023	---	---	---	---	7.26	---	---	---	---	---	---	---	---
				December 2023	---	---	---	---	7.30	---	---	---	---	---	---	---	---
				March 2024	---	---	---	---	7.33	---	---	---	---	---	---	---	---
ALPHA SERVICES HOLD (CR)				(Contract Size: 100 Securities, Physical Delivery)													
1.15	1.089	1.09	-6.03%	June 2023	1.16	1.17	1.09	1.10	1.10	---	---	---	1.52	---	662	34,532	122,151
				September 2023	---	---	---	---	1.20	---	---	---	1.25	---	---	---	4
				December 2023	---	---	---	---	1.18	---	---	---	---	---	---	---	---
				March 2024	---	---	---	---	1.18	---	---	---	---	---	---	---	---
AUTOHELLAS SA (CR)				(Contract Size: 100 Securities, Physical Delivery)													
12.02	11.82	11.98	-1.15%	June 2023	---	---	---	---	12.25	---	---	---	12.38	---	---	---	127
				September 2023	---	---	---	---	12.24	---	---	---	---	---	---	---	---
				December 2023	---	---	---	---	12.30	---	---	---	---	---	---	---	---
				March 2024	---	---	---	---	12.36	---	---	---	---	---	---	---	---
AVAX S.A. (CR)				(Contract Size: 100 Securities, Physical Delivery)													
0.811	0.77	0.772	-4.22%	June 2023	---	---	---	---	0.821	---	---	---	0.863	---	---	---	305
				September 2023	---	---	---	---	0.814	---	---	---	---	---	---	---	---
				December 2023	---	---	---	---	0.818	---	---	---	---	---	---	---	---
				March 2024	---	---	---	---	0.822	---	---	---	---	---	---	---	---
CC HBC AG (CR)				(Contract Size: 100 Securities, Physical Delivery)													
24.99	24.45	24.72	-0.28%	June 2023	24.50	24.78	24.50	24.78	24.78	---	---	---	24.88	---	3	3	571
				September 2023	---	---	---	---	25.03	---	---	---	---	---	---	---	---
				December 2023	---	---	---	---	25.16	---	---	---	---	---	---	---	---
				March 2024	---	---	---	---	25.28	---	---	---	---	---	---	---	---
CENERGY HOLDINGS (CB)				(Contract Size: 100 Securities, Physical Delivery)													
3.87	3.68	3.735	-3.36%	June 2023	3.81	3.81	3.74	3.74	3.74	---	---	---	4.16	---	10	70	6,252
				September 2023	---	---	---	---	3.90	---	---	---	---	---	---	---	---
				December 2023	---	---	---	---	3.92	---	---	---	---	---	---	---	---
				March 2024	---	---	---	---	3.94	---	---	---	---	---	---	---	---

Derivatives notes

Fixing prices and final open positions can be retrieved from the following path <http://www.helex.gr/el/web/guest/statistics-end-of-day-derivatives>

Underlying Asset				Derivatives Market													
Price max	Price min	Closing price	change	Delivery Month	Open price	Price max	Price min	Last price	Closing price	Last Bid	Last Ask	Fixing price*	Life high	Life low	Trades	Volume	Open Interest
ELLAKTOR (CR)				(Contract Size: 100 Securities, Physical Delivery)													
2.17	2.045	2.105	-1.41%	June 2023	2.10	2.10	2.05	2.05	2.05	---	---	---	2.17	---	23	170	1,352
				September 2023	---	---	---	---	2.16	---	---	---	---	---	---	---	---
				December 2023	---	---	---	---	2.17	---	---	---	---	---	---	---	---
				March 2024	---	---	---	---	2.18	---	---	---	---	---	---	---	---
ELVALHALCOR (CR)				(Contract Size: 100 Securities, Physical Delivery)													
1.598	1.55	1.55	-3.85%	June 2023	1.58	1.58	1.57	1.57	1.57	---	---	---	1.79	---	2	3	1,286
				September 2023	---	---	---	---	1.63	---	---	---	---	---	---	---	---
				December 2023	---	---	---	---	1.64	---	---	---	---	---	---	---	---
				March 2024	---	---	---	---	1.64	---	---	---	---	---	---	---	---
EUROBANK HOLDINGS (CR)				(Contract Size: 100 Securities, Physical Delivery)													
1.254	1.1725	1.19	-5.71%	June 2023	1.24	1.24	1.18	1.20	1.20	---	---	---	1.46	---	213	5,186	22,081
				September 2023	---	---	---	---	1.27	---	---	---	---	---	---	---	---
				December 2023	---	---	---	---	1.28	---	---	---	---	---	---	---	---
				March 2024	---	---	---	---	1.29	---	---	---	---	---	---	---	---
EYDAP S.A. (CR)				(Contract Size: 100 Securities, Physical Delivery)													
6.69	6.57	6.6	-1.49%	June 2023	6.60	6.66	6.60	6.66	6.66	---	---	---	6.95	---	2	2	541
				September 2023	---	---	---	---	6.49	---	---	---	6.83	---	---	---	---
				December 2023	---	---	---	---	6.80	---	---	---	---	---	---	---	---
				March 2024	---	---	---	---	6.83	---	---	---	---	---	---	---	---
FOURLIS (CR)				(Contract Size: 100 Securities, Physical Delivery)													
3.6	3.5	3.5	-1.41%	June 2023	3.59	3.59	3.55	3.55	3.55	---	---	---	3.91	---	2	3	1,495
				September 2023	---	---	---	---	3.58	---	---	---	---	---	---	---	---
				December 2023	---	---	---	---	3.60	---	---	---	---	---	---	---	---
				March 2024	---	---	---	---	3.62	---	---	---	---	---	---	---	---
GEK TERNA (CR)				(Contract Size: 100 Securities, Physical Delivery)													
11.4	10.82	11	-2.83%	June 2023	11.36	11.36	10.94	11.05	11.05	---	---	---	12.30	---	23	92	7,611
				September 2023	---	---	---	---	11.43	---	---	---	---	---	---	---	---
				December 2023	---	---	---	---	11.49	---	---	---	---	---	---	---	---
				March 2024	---	---	---	---	11.55	---	---	---	---	---	---	---	---
HELLENIC EXCHANGES-A.S.E. (CR)				(Contract Size: 100 Securities, Physical Delivery)													
4.18	3.995	4.04	-3.35%	June 2023	4.03	4.03	3.89	3.90	3.90	---	---	---	4.19	---	22	181	1,977
				September 2023	---	---	---	---	4.22	---	---	---	---	---	---	---	---
				December 2023	---	---	---	---	4.24	---	---	---	---	---	---	---	---
				March 2024	---	---	---	---	4.26	---	---	---	---	---	---	---	---

Derivatives notes

Fixing prices and final open positions can be retrieved from the following path <http://www.helex.gr/el/web/guest/statistics-end-of-day-derivatives>

Underlying Asset				Derivatives Market													
Price max	Price min	Closing price	change	Delivery Month	Open price	Price max	Price min	Last price	Closing price	Last Bid	Last Ask	Fixing price*	Life high	Life low	Trades	Volume	Open Interest
HELLENiQ ENERGY (CR)				(Contract Size: 100 Securities, Physical Delivery)													
7.57	7.17	7.28	-2.93%	June 2023	7.52	7.55	7.28	7.28	7.28	---	---	---	8.08	---	14	41	1,503
---	---	---	---	September 2023	---	---	---	---	7.57	---	---	---	---	---	---	---	---
---	---	---	---	December 2023	---	---	---	---	7.61	---	---	---	---	---	---	---	---
---	---	---	---	March 2024	---	---	---	---	7.65	---	---	---	---	---	---	---	---
INTRACOM HOLDINGS (CR)				(Contract Size: 100 Securities, Physical Delivery)													
1.846	1.786	1.818	0.44%	June 2023	1.82	1.82	1.77	1.79	1.79	---	---	---	2.07	---	12	60	4,209
---	---	---	---	September 2023	---	---	---	---	1.83	---	---	---	---	---	---	---	---
---	---	---	---	December 2023	---	---	---	---	1.84	---	---	---	---	---	---	---	---
---	---	---	---	March 2024	---	---	---	---	1.85	---	---	---	---	---	---	---	---
INTRAKAT (CR)				(Contract Size: 100 Securities, Physical Delivery)													
1.68	1.57	1.57	-4.85%	June 2023	1.67	1.67	1.59	1.63	1.63	---	---	---	1.79	---	16	113	6,184
---	---	---	---	September 2023	---	---	---	---	1.67	---	---	---	---	---	---	---	---
---	---	---	---	December 2023	---	---	---	---	1.67	---	---	---	---	---	---	---	---
---	---	---	---	March 2024	---	---	---	---	1.68	---	---	---	---	---	---	---	---
JUMBO SA (CR)				(Contract Size: 100 Securities, Physical Delivery)													
19.66	18.67	18.67	-4.26%	June 2023	19.34	19.34	18.60	18.60	18.60	---	---	---	20.77	---	27	104	292
---	---	---	---	September 2023	---	---	---	---	19.69	---	---	---	---	---	---	---	---
---	---	---	---	December 2023	---	---	---	---	19.79	---	---	---	---	---	---	---	---
---	---	---	---	March 2024	---	---	---	---	19.89	---	---	---	---	---	---	---	---
LAMDA DEVELOPMENT SA (CR)				(Contract Size: 100 Securities, Physical Delivery)													
5.735	5.625	5.65	-2.00%	June 2023	5.79	5.79	5.66	5.66	5.66	---	---	---	6.53	---	19	69	5,208
---	---	---	---	September 2023	---	---	---	---	5.82	---	---	---	---	---	---	---	---
---	---	---	---	December 2023	---	---	---	---	5.85	---	---	---	---	---	---	---	---
---	---	---	---	March 2024	---	---	---	---	5.88	---	---	---	---	---	---	---	---
MIG (CR)				(Contract Size: 100 Securities, Physical Delivery)													
0.217	0.217	0.217	0.00%	June 2023	---	---	---	---	0.200	---	---	---	0.218	---	---	---	1,240
---	---	---	---	September 2023	---	---	---	---	0.219	---	---	---	---	---	---	---	---
---	---	---	---	December 2023	---	---	---	---	0.220	---	---	---	---	---	---	---	---
---	---	---	---	March 2024	---	---	---	---	0.221	---	---	---	---	---	---	---	---
MOTOR OIL (CR)				(Contract Size: 100 Securities, Physical Delivery)													
22.96	22.12	22.12	-3.24%	June 2023	22.62	22.72	21.90	21.90	21.90	---	---	---	25.05	---	10	29	322
---	---	---	---	September 2023	---	---	---	---	23.08	---	---	---	---	---	---	---	---
---	---	---	---	December 2023	---	---	---	---	23.20	---	---	---	---	---	---	---	---
---	---	---	---	March 2024	---	---	---	---	23.31	---	---	---	---	---	---	---	---

Derivatives notes

Fixing prices and final open positions can be retrieved from the following path <http://www.helex.gr/el/web/guest/statistics-end-of-day-derivatives>

Underlying Asset				Derivatives Market													
Price max	Price min	Closing price	change	Delivery Month	Open price	Price max	Price min	Last price	Closing price	Last Bid	Last Ask	Fixing price*	Life high	Life low	Trades	Volume	Open Interest
MYTILINEOS (CR)				(Contract Size: 100 Securities, Physical Delivery)													
25.36	24.54	24.66	-2.68%	June 2023	25.14	25.14	24.68	24.68	24.68	---	---	---	25.52	---	40	124	2,088
				September 2023	---	---	---	---	25.59	---	---	---	---	---	---	---	---
				December 2023	---	---	---	---	25.72	---	---	---	---	---	---	---	---
				March 2024	---	---	---	---	25.84	---	---	---	---	---	---	---	---
NATIONAL BANK (CR)				(Contract Size: 100 Securities, Physical Delivery)													
4.56	4.305	4.35	-5.97%	June 2023	4.58	4.59	4.32	4.35	4.35	---	---	---	5.46	---	563	7,259	17,948
				September 2023	---	---	---	---	4.67	---	---	---	---	---	---	---	---
				December 2023	---	---	---	---	4.69	---	---	---	---	---	---	---	---
				March 2024	---	---	---	---	4.72	---	---	---	---	---	---	---	---
OPAP (CR)				(Contract Size: 100 Securities, Physical Delivery)													
15	14.6	14.6	-3.63%	June 2023	14.22	14.22	14.03	14.03	14.03	---	---	---	15.00	---	9	37	1,847
				September 2023	---	---	---	---	15.30	---	---	---	---	---	---	---	---
				December 2023	---	---	---	---	15.37	---	---	---	---	---	---	---	---
				March 2024	---	---	---	---	15.45	---	---	---	---	---	---	---	---
OTE (CR)				(Contract Size: 100 Securities, Physical Delivery)													
13.3	12.91	13.09	-1.65%	June 2023	13.43	13.43	12.98	13.07	13.07	---	---	---	15.20	---	88	498	10,971
				September 2023	---	---	---	---	13.17	---	---	---	14.32	---	---	---	25
				December 2023	---	---	---	---	13.51	---	---	---	---	---	---	---	---
				March 2024	---	---	---	---	13.57	---	---	---	---	---	---	---	---
P.P.A. S.A. (CR)				(Contract Size: 100 Securities, Physical Delivery)													
19.36	18.6	19.06	-1.55%	June 2023	19.04	19.04	19.00	19.00	19.00	---	---	---	19.04	---	3	15	448
				September 2023	---	---	---	---	19.55	---	---	---	---	---	---	---	---
				December 2023	---	---	---	---	19.65	---	---	---	---	---	---	---	---
				March 2024	---	---	---	---	19.75	---	---	---	---	---	---	---	---
PIRAEUS FINANCIAL HOLD (CR)				(Contract Size: 100 Securities, Physical Delivery)													
1.952	1.835	1.88	-5.17%	June 2023	1.96	1.96	1.84	1.88	1.88	---	---	---	2.46	---	461	13,228	61,199
				September 2023	---	---	---	---	2.00	---	---	---	---	---	---	---	---
				December 2023	---	---	---	---	2.01	---	---	---	---	---	---	---	---
				March 2024	---	---	---	---	2.02	---	---	---	---	---	---	---	---
PPC (CR)				(Contract Size: 100 Securities, Physical Delivery)													
7.95	7.6	7.76	-1.40%	June 2023	8.02	8.08	7.66	7.78	7.78	---	---	---	8.38	---	204	1,010	25,914
				September 2023	---	---	---	---	7.95	---	---	---	---	---	---	---	---
				December 2023	---	---	---	---	7.99	---	---	---	---	---	---	---	---
				March 2024	---	---	---	---	8.03	---	---	---	---	---	---	---	---

Derivatives notes

Fixing prices and final open positions can be retrieved from the following path <http://www.helex.gr/el/web/guest/statistics-end-of-day-derivatives>

Underlying Asset				Derivatives Market													
Price max	Price min	Closing price	change	Delivery Month	Open price	Price max	Price min	Last price	Closing price	Last Bid	Last Ask	Fixing price*	Life high	Life low	Trades	Volume	Open Interest
QUEST HOLDINGS (CR)				(Contract Size: 100 Securities, Physical Delivery)													
5.09	4.92	4.945	-0.50%	June 2023	4.95	4.95	4.95	4.95	4.95	---	---		5.21	---	1	1	166
				September 2023	---	---	---	---	5.02	---	---		---	---	---	---	---
				December 2023	---	---	---	---	5.04	---	---		---	---	---	---	---
				March 2024	---	---	---	---	5.07	---	---		---	---	---	---	---
TERNA ENERGY (CR)				(Contract Size: 100 Securities, Physical Delivery)													
18.73	18.36	18.4	-2.65%	June 2023	18.70	18.74	18.50	18.57	18.57	---	---		19.90	---	14	42	8,173
				September 2023	---	---	---	---	19.08	---	---		---	---	---	---	---
				December 2023	---	---	---	---	19.18	---	---		---	---	---	---	---
				March 2024	---	---	---	---	19.28	---	---		---	---	---	---	---
TITAN CEMENT (CB)				(Contract Size: 100 Securities, Physical Delivery)													
14.64	14.14	14.14	-3.28%	June 2023	14.31	14.31	14.21	14.21	14.21	---	---		14.90	---	3	3	727
				September 2023	---	---	---	---	14.76	---	---		---	---	---	---	---
				December 2023	---	---	---	---	14.84	---	---		---	---	---	---	---
				March 2024	---	---	---	---	14.91	---	---		---	---	---	---	---
VIOHALCO SA/NV (CB)				(Contract Size: 100 Securities, Physical Delivery)													
4.28	4.06	4.06	-3.68%	June 2023	4.21	4.21	4.09	4.09	4.09	---	---		4.68	---	14	50	5,213
				September 2023	---	---	---	---	4.26	---	---		---	---	---	---	---
				December 2023	---	---	---	---	4.28	---	---		---	---	---	---	---
				March 2024	---	---	---	---	4.30	---	---		---	---	---	---	---

Derivatives notes

Fixing prices and final open positions can be retrieved from the following path <http://www.helex.gr/el/web/guest/statistics-end-of-day-derivatives>

FTSE/Athex Large Cap

(Trade Unit: 1 Index Point x 2€ - Exercise Style: European, Cash Settlement)

Call Options																Put Options																				
April 2023								May 2023								Other Months		April 2023								May 2023								Other Months		
Exerise Price	Open price	Price max	Price min	Last price	Closing price	Volume	Open Interest	Open price	Price max	Price min	Last price	Closing price	Volume	Open Interest	Volume	Open Interest	Open price	Price max	Price min	Last price	Closing price	Volume	Open Interest	Open price	Price max	Price min	Last price	Closing price	Volume	Open Interest	Volume	Open Interest	Exerise Price			
1,725	-	-	-	-	-	-	-	-	-	-	-	-	-	-	-	-	-	-	-	-	-	-	-	-	-	-	-	-	-	-	-	1,725				
1,750	-	-	-	-	-	-	-	-	-	-	-	-	-	-	-	-	-	-	-	-	-	-	-	-	-	-	-	-	-	-	-	1,750				
1,775	-	-	-	-	-	-	-	-	-	-	-	-	-	-	-	-	-	-	-	-	-	-	-	-	-	-	-	-	-	-	-	1,775				
1,800	-	-	-	-	-	-	-	-	-	-	-	-	-	-	-	-	-	-	-	-	-	-	-	-	-	-	-	-	-	-	-	1,800				
1,825	-	-	-	-	-	-	-	-	-	-	-	-	-	-	-	-	-	-	-	-	-	-	-	-	-	-	-	-	-	-	-	1,825				
1,850	-	-	-	-	-	-	-	-	-	-	-	-	-	-	-	-	-	-	-	-	-	-	-	-	-	-	-	-	-	-	-	1,850				
1,875	-	-	-	-	-	-	-	-	-	-	-	-	-	-	-	-	-	-	-	-	-	-	-	-	-	-	-	-	-	-	-	1,875				
1,900	-	-	-	-	-	-	-	-	-	-	-	-	-	-	-	-	-	-	-	-	-	-	-	-	-	-	-	-	-	-	-	1,900				
1,925	-	-	-	-	-	-	-	-	-	-	-	-	-	-	-	-	-	-	-	-	-	-	-	-	-	-	-	-	-	-	-	1,925				
1,950	-	-	-	-	-	-	-	-	-	-	-	-	-	-	-	-	-	-	-	-	-	-	-	-	-	-	-	-	-	-	-	1,950				
1,975	-	-	-	-	-	-	-	-	-	-	-	-	-	-	-	-	-	-	-	-	-	-	-	-	-	-	-	-	-	-	-	1,975				
2,000	-	-	-	-	-	-	-	-	-	-	-	-	-	-	-	-	-	-	-	-	-	-	-	-	-	-	-	-	-	-	-	2,000				
2,050	-	-	-	-	-	-	-	-	-	-	-	-	-	-	-	-	-	-	-	-	-	-	-	-	-	-	-	-	-	-	-	2,050				
2,100	-	-	-	-	-	-	-	-	-	-	-	-	-	-	-	-	-	-	-	-	-	-	-	-	-	-	-	-	-	-	-	2,100				
2,150	0.00	0.00	0.00	-	396.00	-	-	-	-	-	-	-	-	-	-	-	0.00	0.00	0.00	-	0.34	-	-	-	-	-	-	-	-	-	-	2,150				
2,200	0.00	0.00	0.00	-	347.00	-	-	-	-	-	-	-	-	-	-	-	0.00	0.00	0.00	-	0.92	-	-	-	-	-	-	-	-	-	-	2,200				
2,250	0.00	0.00	0.00	-	298.00	-	-	0.00	0.00	0.00	-	305.00	-	-	-	-	0.00	0.00	0.00	-	2.20	-	-	0.00	0.00	0.00	-	10.75	-	-	-	2,250				
2,300	0.00	0.00	0.00	-	251.00	-	-	0.00	0.00	0.00	-	261.00	-	-	-	-	0.00	0.00	0.00	-	4.90	-	-	0.00	0.00	0.00	-	17.25	-	-	-	2,300				
2,350	0.00	0.00	0.00	-	206.00	-	-	0.00	0.00	0.00	-	221.00	-	-	-	-	0.00	0.00	0.00	-	9.80	-	-	0.00	0.00	0.00	-	26.50	-	-	-	2,350				
2,400	0.00	0.00	0.00	-	164.00	-	-	0.00	0.00	0.00	-	183.00	-	20	-	-	0.00	0.00	0.00	-	18.00	-	-	0.00	0.00	0.00	-	39.00	-	20	-	2,400				
2,450	0.00	0.00	0.00	-	127.00	-	20	107.00	107.00	107.00	107.00	107.00	20	40	-	-	50.00	0.00	50.00	65.00	65.00	2	101	81.50	81.50	81.50	81.50	81.50	5	20	-	2,450				
2,500	50.00	50.00	50.00	50.00	50.00	1	25	0.00	0.00	0.00	-	120.00	-	-	-	-	90.00	50.00	90.00	90.00	90.00	1	64	106.00	116.00	106.00	116.00	116.00	40	-	-	2,500				
2,550	31.50	31.50	31.50	31.50	31.50	1	23	76.50	76.50	60.50	60.50	60.50	60	-	-	-	0.00	31.50	0.00	-	71.00	-	26	134.00	134.00	134.00	134.00	134.00	20	40	-	2,550				
2,600	28.50	28.50	23.25	23.25	23.25	40	205	0.00	0.00	0.00	-	73.00	-	20	-	-	166.00	28.50	166.00	166.00	166.00	20	81	0.00	0.00	0.00	-	128.00	-	20	-	2,600				
2,650	0.00	0.00	0.00	-	30.75	-	24	0.00	0.00	0.00	-	55.00	-	-	-	-	0.00	0.00	0.00	-	134.00	-	22	0.00	0.00	0.00	-	160.00	-	1	-	2,650				
2,700	0.00	0.00	0.00	-	19.25	-	49	0.00	0.00	0.00	-	41.00	-	-	-	-	0.00	0.00	0.00	-	173.00	-	20	0.00	0.00	0.00	-	196.00	-	-	-	2,700				
2,750	0.00	0.00	0.00	-	11.75	-	-	0.00	0.00	0.00	-	29.75	-	-	-	-	0.00	0.00	0.00	-	215.00	-	40	0.00	0.00	0.00	-	234.00	-	-	-	2,750				
2,800	0.00	0.00	0.00	-	6.80	-	2	0.00	0.00	0.00	-	21.25	-	-	-	-	0.00	0.00	0.00	-	260.00	-	2	0.00	0.00	0.00	-	276.00	-	-	-	2,800				
2,850	0.00	0.00	0.00	-	3.80	-	-	0.00	0.00	0.00	-	15.00	-	-	-	-	0.00	0.00	0.00	-	307.00	-	1	0.00	0.00	0.00	-	319.00	-	-	-	2,850				
2,900	0.00	0.00	0.00	-	2.00	-	-	0.00	0.00	0.00	-	10.25	-	-	-	-	0.00	0.00	0.00	-	355.00	-	-	0.00	0.00	0.00	-	364.00	-	-	-	2,900				
2,950	0.00	0.00	0.00	-	1.00	-	-	0.00	0.00	0.00	-	7.00	-	-	-	-	0.00	0.00	0.00	-	404.00	-	-	0.00	0.00	0.00	-	411.00	-	-	-	2,950				
3,000	0.00	0.00	0.00	-	0.51	-	-	0.00	0.00	0.00	-	4.60	-	-	-	-	0.00	0.00	0.00	-	453.00	-	-	0.00	0.00	0.00	-	458.00	-	-	-	3,000				
Totals:						42	348							80	80	0	0							23	357							65	101	0	0	
Number of Trades:						4								4		0								4								4		0		

ALPHA SERVICES HOLD (CR)

(Contract Size: 100 Securities, Exercise Style: American, Physical Delivery)

Call Options															Put Options																			
April 2023								May 2023							Other Months		April 2023								May 2023							Other Months		
Exerise Price	Open price	Price max	Price min	Last price	Closing price	Volume	Open Interest	Open price	Price max	Price min	Last price	Closing price	Volume	Open Interest	Volume	Open Interest	Open price	Price max	Price min	Last price	Closing price	Volume	Open Interest	Open price	Price max	Price min	Last price	Closing price	Volume	Open Interest	Volume	Open Interest	Exerise Price	
0.500						-	-						-	-								-	-					-	-			0.005		
0.550						-	-						-	-								-	-					-	-			0.006		
0.600						-	-						-	-								-	-					-	-			0.006		
0.650						-	-						-	-								-	-					-	-			0.007		
0.700						-	-						-	-								-	-					-	-			0.007		
0.750						-	-						-	-								-	-					-	-			0.008		
0.800	0.000	0.000	0.000		0.361	-	-	0.000	0.000	0.000		0.363	-	-			0.000	0.000	0.000		0.001	-	-	0.000	0.000	0.000		0.001	-	-			0.008	
0.850	0.000	0.000	0.000		0.312	-	-	0.000	0.000	0.000		0.314	-	-			0.000	0.000	0.000		0.001	-	-	0.000	0.000	0.000		0.001	-	-			0.009	
0.900	0.000	0.000	0.000		0.263	-	-	0.000	0.000	0.000		0.267	-	-			0.000	0.000	0.000		0.002	-	-	0.000	0.000	0.000		0.004	-	-			0.009	
0.950	0.000	0.000	0.000		0.216	-	-	0.000	0.000	0.000		0.221	-	-			0.000	0.000	0.000		0.005	-	-	0.000	0.000	0.000		0.008	-	-			0.010	
1.000	0.000	0.000	0.000		0.173	-	-	0.000	0.000	0.000		0.179	-	-			0.000	0.000	0.000		0.011	-	-	0.000	0.000	0.000		0.016	-	-			0.010	
1.100	0.000	0.000	0.000		0.099	-	-	0.000	0.000	0.000		0.108	-	-			0.000	0.000	0.000		0.038	-	-	0.000	0.000	0.000		0.045	-	-			0.011	
1.200	0.000	0.000	0.000		0.049	-	3	0.000	0.000	0.000		0.059	-	-			0.000	0.000	0.000		0.087	-	-	0.000	0.000	0.000		0.095	-	-			0.012	
1.300	0.000	0.000	0.000		0.021	-	-	0.000	0.000	0.000		0.029	-	-			0.000	0.000	0.000		0.159	-	-	0.000	0.000	0.000		0.165	-	-			0.013	
1.400	0.000	0.000	0.000		0.008	-	-	0.000	0.000	0.000		0.012	-	-			0.000	0.000	0.000		0.246	-	-	0.000	0.000	0.000		0.249	-	-			0.014	
1.500	0.000	0.000	0.000		0.003	-	-	0.000	0.000	0.000		0.005	-	-			0.000	0.000	0.000		0.341	-	-	0.000	0.000	0.000		0.343	-	-			0.015	
1.600	0.000	0.000	0.000		0.001	-	-	0.000	0.000	0.000		0.002	-	-			0.000	0.000	0.000		0.440	-	-	0.000	0.000	0.000		0.440	-	-			0.016	
1.700	0.000	0.000	0.000		0.001	-	-	0.000	0.000	0.000		0.001	-	-			0.000	0.000	0.000		0.540	-	-	0.000	0.000	0.000		0.540	-	-			0.017	
1.800	0.000	0.000	0.000		0.001	-	-	0.000	0.000	0.000		0.001	-	-			0.000	0.000	0.000		0.640	-	-	0.000	0.000	0.000		0.640	-	-			0.018	
1.900	0.000	0.000	0.000		0.001	-	-	0.000	0.000	0.000		0.001	-	-			0.000	0.000	0.000		0.740	-	-	0.000	0.000	0.000		0.740	-	-			0.019	
2.000	0.000	0.000	0.000		0.001	-	-	0.000	0.000	0.000		0.001	-	-			0.000	0.000	0.000		0.840	-	-	0.000	0.000	0.000		0.840	-	-			0.020	
Totals:						0	3							0	0	0	0							0	0	0	0	0	0	0	0	0	0	0
Number of Trades:						0								0		0							0.00		0		0							

NATIONAL BANK (CR)

(Contract Size: 100 Securities, Exercise Style: American, Physical Delivery)

Call Options																Put Options																				
April 2023								May 2023								Other Months		April 2023								May 2023								Other Months		
Exerise Price	Open price	Price max	Price min	Last price	Closing price	Volume	Open Interest	Open price	Price max	Price min	Last price	Closing price	Volume	Open Interest	Volume	Open Interest	Open price	Price max	Price min	Last price	Closing price	Volume	Open Interest	Open price	Price max	Price min	Last price	Closing price	Volume	Open Interest	Volume	Open Interest	Exerise Price			
1.900						-	-							-	-								-	-								0.019				
2.000						-	-							-	-								-	-								0.020				
2.200						-	-							-	-								-	-								0.022				
2.400						-	-							-	-								-	-								0.024				
2.600						-	-							-	-								-	-								0.026				
2.800						-	-							-	-								-	-								0.028				
3.000	0.000	0.000	0.000		1.63	-	-							-	-		0.000	0.000	0.000		0.001	-	-	-	-	0.000	0.000	0.000		0.003	-	-	0.030			
3.200	0.000	0.000	0.000		1.44	-	-	0.000	0.000	0.000		1.44	-	-		0.000	0.000	0.000		0.001	-	-	0.000	0.000	0.000	0.000	0.000	0.003	-	-			0.032			
3.400	0.000	0.000	0.000		1.24	-	-	0.000	0.000	0.000		1.25	-	-		0.000	0.000	0.000		0.001	-	-	0.000	0.000	0.000	0.000	0.009	-	-			0.034				
3.600	0.000	0.000	0.000		1.04	-	-	0.000	0.000	0.000		1.06	-	-		0.000	0.000	0.000		0.002	-	-	0.000	0.000	0.000	0.000	0.021	-	-			0.036				
3.800	0.000	0.000	0.000		0.844	-	-	0.000	0.000	0.000		0.884	-	-		0.000	0.000	0.000		0.008	-	-	0.000	0.000	0.000	0.000	0.042	-	-			0.038				
4.000	0.000	0.000	0.000		0.661	-	-	0.000	0.000	0.000		0.719	-	-		0.000	0.000	0.000		0.024	-	-	0.000	0.000	0.000	0.000	0.077	-	-			0.040				
4.400	0.000	0.000	0.000		0.349	-	-	0.000	0.000	0.000		0.444	-	-		0.000	0.000	0.000		0.113	-	-	0.000	0.000	0.000	0.000	0.201	-	-			0.044				
4.800	0.000	0.000	0.000		0.146	-	-	0.000	0.000	0.000		0.251	-	-		0.000	0.000	0.000		0.309	-	-	0.000	0.000	0.000	0.000	0.407	-	-			0.048				
5.200	0.000	0.000	0.000		0.049	-	-	0.000	0.000	0.000		0.130	-	-		0.000	0.000	0.000		0.613	-	-	0.000	0.000	0.000	0.000	0.686	-	-			0.052				
5.600	0.000	0.000	0.000		0.013	-	-	0.000	0.000	0.000		0.060	-	-		0.000	0.000	0.000		0.978	-	-	0.000	0.000	0.000	0.000	1.02	-	-			0.056				
6.000	0.000	0.000	0.000		0.003	-	-	0.000	0.000	0.000		0.027	-	-		0.000	0.000	0.000		1.37	-	-	0.000	0.000	0.000	0.000	1.39	-	-			0.060				
6.400	0.000	0.000	0.000		0.002	-	-	0.000	0.000	0.000		0.011	-	-		0.000	0.000	0.000		1.77	-	-	0.000	0.000	0.000	0.000	1.77	-	-			0.064				
6.800	0.000	0.000	0.000		0.001	-	-	0.000	0.000	0.000		0.004	-	-		0.000	0.000	0.000		2.17	-	-	0.000	0.000	0.000	0.000	2.17	-	-			0.068				
7.200	0.000	0.000	0.000		0.001	-	-	0.000	0.000	0.000		0.001	-	-		0.000	0.000	0.000		2.57	-	-	0.000	0.000	0.000	0.000	2.57	-	-			0.072				
7.600	0.000	0.000	0.000		0.001	-	-	0.000	0.000	0.000		0.001	-	-		0.000	0.000	0.000		2.97	-	-	0.000	0.000	0.000	0.000	2.97	-	-			0.076				
Totals:						0	0							0	0	0	0							0	0							0	2	0	270	
Number of Trades:						0								0		0								0.00								0		0		

OPAP (CR)

(Contract Size: 100 Securities, Exercise Style: American, Physical Delivery)

Call Options																	Put Options																			
April 2023								May 2023								Other Months		April 2023								May 2023								Other Months		
Exercise Price	Open price	Price max	Price min	Last price	Closing price	Volume	Open Interest	Open price	Price max	Price min	Last price	Closing price	Volume	Open Interest	Volume	Open Interest	Open price	Price max	Price min	Last price	Closing price	Volume	Open Interest	Open price	Price max	Price min	Last price	Closing price	Volume	Open Interest	Volume	Open Interest	Exercise Price			
8.800						-	-							-	-								-	-					-	-		0.088				
9.200	0.000	0.000	0.000		5.96	-	-							-	-		0.000	0.000	0.000		0.001	-	-					-	-		0.092					
9.600	0.000	0.000	0.000		5.57	-	-	0.000	0.000	0.000		5.58	-	-			0.000	0.000	0.000		0.001	-	-	0.000	0.000	0.000		0.001	-	-		0.096				
10.000	0.000	0.000	0.000		5.17	-	-	0.000	0.000	0.000		5.18	-	-			0.000	0.000	0.000		0.001	-	-	0.000	0.000	0.000		0.001	-	-		0.100				
11.000	0.000	0.000	0.000		4.17	-	-	0.000	0.000	0.000		4.19	-	-			0.000	0.000	0.000		0.001	-	-	0.000	0.000	0.000		0.001	-	-		0.110				
12.000	0.000	0.000	0.000		3.17	-	-	0.000	0.000	0.000		3.19	-	-			0.000	0.000	0.000		0.001	-	-	0.000	0.000	0.000		0.005	-	-		0.120				
13.000	0.000	0.000	0.000		2.18	-	-	0.000	0.000	0.000		2.23	-	-			0.000	0.000	0.000		0.007	-	-	0.000	0.000	0.000		0.043	-	-		0.130				
14.000	0.000	0.000	0.000		1.25	-	-	0.000	0.000	0.000		1.38	-	-			0.000	0.000	0.000		0.075	-	-	0.000	0.000	0.000		0.188	-	-		0.140				
15.000	0.000	0.000	0.000		0.537	-	-	0.000	0.000	0.000		0.732	-	-			0.000	0.000	0.000		0.364	-	1	0.000	0.000	0.000		0.537	-	-		0.150				
16.000	0.000	0.000	0.000		0.160	-	-	0.000	0.000	0.000		0.324	-	-			0.000	0.000	0.000		0.988	-	-	0.000	0.000	0.000		1.13	-	-		0.160				
17.000	0.000	0.000	0.000		0.031	-	-	0.000	0.000	0.000		0.119	-	-			0.000	0.000	0.000		1.87	-	-	0.000	0.000	0.000		1.93	-	-		0.170				
18.000	0.000	0.000	0.000		0.004	-	-	0.000	0.000	0.000		0.037	-	-			0.000	0.000	0.000		2.85	-	-	0.000	0.000	0.000		2.86	-	-		0.180				
19.000	0.000	0.000	0.000		0.001	-	-	0.000	0.000	0.000		0.010	-	-			0.000	0.000	0.000		3.85	-	-	0.000	0.000	0.000		3.85	-	-		0.190				
20.000	0.000	0.000	0.000		0.001	-	-	0.000	0.000	0.000		0.002	-	-			0.000	0.000	0.000		4.85	-	-	0.000	0.000	0.000		4.85	-	-		0.200				
Totals:						0	0						0	0	0	0						0	1					0	20	0	0					
Number of Trades:						0							0		0							0.00						0		0						

OTE (CR)

(Contract Size: 100 Securities, Exercise Style: American, Physical Delivery)

Call Options															Put Options																		
April 2023							May 2023							Other Months		April 2023							May 2023							Other Months			
Exercise Price	Open price	Price max	Price min	Last price	Closing price	Volume	Open Interest	Open price	Price max	Price min	Last price	Closing price	Volume	Open Interest	Volume	Open Interest	Open price	Price max	Price min	Last price	Closing price	Volume	Open Interest	Open price	Price max	Price min	Last price	Closing price	Volume	Open Interest	Volume	Open Interest	Exercise Price
9.200	0.000	0.000	0.000		4.12	-	-	0.000	0.000	0.000		4.14	-	-			0.000	0.000	0.000		0.001	-	-	0.000	0.000	0.000		0.001	-	-			0.092
9.600	0.000	0.000	0.000		3.73	-	-	0.000	0.000	0.000		3.74	-	-			0.000	0.000	0.000		0.001	-	-	0.000	0.000	0.000		0.001	-	-			0.096
10.000	0.000	0.000	0.000		3.33	-	-	0.000	0.000	0.000		3.34	-	-			0.000	0.000	0.000		0.001	-	-	0.000	0.000	0.000		0.001	-	-			0.100
11.000	0.000	0.000	0.000		2.33	-	-	0.000	0.000	0.000		2.36	-	-			0.000	0.000	0.000		0.001	-	-	0.000	0.000	0.000		0.019	-	-			0.110
12.000	0.000	0.000	0.000		1.36	-	-	0.000	0.000	0.000		1.46	-	-			0.000	0.000	0.000		0.030	-	-	0.000	0.000	0.000		0.117	-	-			0.120
13.000	0.000	0.000	0.000		0.572	-	-	0.000	0.000	0.000		0.760	-	-			0.000	0.000	0.000		0.242	-	4	0.000	0.000	0.000		0.410	-	-			0.130
14.000	0.000	0.000	0.000		0.152	-	10	0.000	0.000	0.000		0.322	-	-			0.000	0.000	0.000		0.823	-	60	0.000	0.000	0.000		0.973	-	-			0.140
15.000	0.000	0.000	0.000		0.023	-	4	0.000	0.000	0.000		0.108	-	-			0.000	0.000	0.000		1.70	-	-	0.000	0.000	0.000		1.76	-	-			0.150
16.000	0.000	0.000	0.000		0.002	-	-	0.000	0.000	0.000		0.029	-	-			0.000	0.000	0.000		2.69	-	-	0.000	0.000	0.000		2.70	-	-			0.160
17.000	0.000	0.000	0.000		0.001	-	-	0.000	0.000	0.000		0.006	-	-			0.000	0.000	0.000		3.69	-	-	0.000	0.000	0.000		3.69	-	-			0.170
18.000	0.000	0.000	0.000		0.001	-	-	0.000	0.000	0.000		0.001	-	-			0.000	0.000	0.000		4.69	-	-	0.000	0.000	0.000		4.69	-	-			0.180
19.000	0.000	0.000	0.000		0.001	-	-	0.000	0.000	0.000		0.001	-	-			0.000	0.000	0.000		5.69	-	-	0.000	0.000	0.000		5.69	-	-			0.190
20.000	0.000	0.000	0.000		0.001	-	-	0.000	0.000	0.000		0.001	-	-			0.000	0.000	0.000		6.69	-	-	0.000	0.000	0.000		6.69	-	-			0.200
22.000						-	-						-	-								-	-					-	-			0.220	
24.000						-	-						-	-								-	-					-	-			0.240	
Totals:						0	14						0	0	0	0						0	64					0	0	0	0		
Number of Trades:							0						0		0							0.00					0		0				

PIRAEUS FINANCIAL HOLD (CR)

(Contract Size: 100 Securities, Exercise Style: American, Physical Delivery)

Call Options														Put Options																			
April 2023							May 2023							Other Months		April 2023							May 2023							Other Months			
Exerise Price	Open price	Price max	Price min	Last price	Closing price	Volume	Open Interest	Open price	Price max	Price min	Last price	Closing price	Volume	Open Interest	Volume	Open Interest	Open price	Price max	Price min	Last price	Closing price	Volume	Open Interest	Open price	Price max	Price min	Last price	Closing price	Volume	Open Interest	Volume	Open Interest	Exerise Price
0.500						-	-							-	-								-	-					-	-		0.005	
0.550						-	-							-	-								-	-					-	-		0.006	
0.600						-	-							-	-								-	-					-	-		0.006	
0.650						-	-							-	-								-	-					-	-		0.007	
0.700						-	-							-	-								-	-					-	-		0.007	
0.750						-	-							-	-								-	-					-	-		0.008	
0.800						-	-							-	-								-	-					-	-		0.008	
0.850						-	-							-	-								-	-					-	-		0.009	
0.900						-	-							-	-								-	-					-	-		0.009	
0.950						-	-							-	-								-	-					-	-		0.010	
1.000						-	-							-	-								-	-					-	-		0.010	
1.100						-	-							-	-								-	-					-	-		0.011	
1.200	0.000	0.000	0.000		0.782	-	-							-	-			0.000	0.000	0.000		0.001	-	-					-	-		0.012	
1.300	0.000	0.000	0.000		0.682	-	-	0.000	0.000	0.000		0.685	-	-			0.000	0.000	0.000		0.001	-	-	0.000	0.000	0.000		0.001	-	-		0.013	
1.400	0.000	0.000	0.000		0.583	-	-	0.000	0.000	0.000		0.589	-	-			0.000	0.000	0.000		0.001	-	-	0.000	0.000	0.000		0.004	-	-		0.014	
1.500	0.000	0.000	0.000		0.485	-	-	0.000	0.000	0.000		0.495	-	-			0.000	0.000	0.000		0.003	-	-	0.000	0.000	0.000		0.010	-	-		0.015	
1.600	0.000	0.000	0.000		0.391	-	-	0.000	0.000	0.000		0.406	-	-			0.000	0.000	0.000		0.008	-	-	0.000	0.000	0.000		0.021	-	-		0.016	
1.700	0.000	0.000	0.000		0.303	-	-	0.000	0.000	0.000		0.326	-	-			0.000	0.000	0.000		0.020	-	-	0.000	0.000	0.000		0.041	-	-		0.017	
1.800	0.000	0.000	0.000		0.225	-	-	0.217	0.217	0.217	0.217	0.217	2	-			0.000	0.000	0.000		0.042	-	-	0.000	0.000	0.000		0.070	-	-		0.018	
1.900	0.000	0.000	0.000		0.159	-	-	0.000	0.000	0.000		0.195	-	-			0.000	0.000	0.000		0.076	-	-	0.000	0.000	0.000		0.109	-	-		0.019	
2.000	0.000	0.000	0.000		0.108	-	300	0.000	0.000	0.000		0.144	-	-			0.000	0.000	0.000		0.125	-	-	0.000	0.000	0.000		0.159	-	-		0.020	
2.200	0.000	0.000	0.000		0.043	-	10	0.000	0.000	0.000		0.074	-	-			0.000	0.000	0.000		0.260	-	-	0.000	0.000	0.000		0.288	-	-		0.022	
2.400	0.000	0.000	0.000		0.015	-	10	0.000	0.000	0.000		0.035	-	-			0.000	0.000	0.000		0.432	-	-	0.000	0.000	0.000		0.450	-	-		0.024	
2.600	0.000	0.000	0.000		0.004	-	-	0.000	0.000	0.000		0.015	-	-			0.000	0.000	0.000		0.622	-	-	0.000	0.000	0.000		0.630	-	-		0.026	
2.800	0.000	0.000	0.000		0.001	-	-	0.000	0.000	0.000		0.006	-	-			0.000	0.000	0.000		0.820	-	-	0.000	0.000	0.000		0.822	-	-		0.028	
3.000	0.000	0.000	0.000		0.001	-	-	0.000	0.000	0.000		0.002	-	-			0.000	0.000	0.000		1.02	-	-	0.000	0.000	0.000		1.02	-	-		0.030	
3.200	0.000	0.000	0.000		0.001	-	-	0.000	0.000	0.000		0.001	-	-			0.000	0.000	0.000		1.22	-	-	0.000	0.000	0.000		1.22	-	-		0.032	
3.400	0.000	0.000	0.000		0.001	-	-	0.000	0.000	0.000		0.001	-	-			0.000	0.000	0.000		1.42	-	-	0.000	0.000	0.000		1.42	-	-		0.034	
Totals:						0	320						2	0	0	0						0	0					0	0	0	0		
Number of Trades:						0							1		0							0.00			0		0						

PPC (CR)

(Contract Size: 100 Securities, Exercise Style: American, Physical Delivery)

Call Options																Put Options																				
April 2023								May 2023								Other Months		April 2023								May 2023								Other Months		
Exercise Price	Open price	Price max	Price min	Last price	Closing price	Volume	Open Interest	Open price	Price max	Price min	Last price	Closing price	Volume	Open Interest	Volume	Open Interest	Open price	Price max	Price min	Last price	Closing price	Volume	Open Interest	Open price	Price max	Price min	Last price	Closing price	Volume	Open Interest	Volume	Open Interest	Exercise Price			
3.400						-	-							-	-							-	-									0.034				
3.600						-	-							-	-							-	-									0.036				
3.800						-	-							-	-							-	-									0.038				
4.000						-	-							-	-							-	-									0.040				
4.400						-	-							-	-							-	-									0.044				
4.800	0.000	0.000	0.000		3.08	-	-							-	-		0.000	0.000	0.000		0.001	-	-										0.048			
5.200	0.000	0.000	0.000		2.68	-	-							-	-		0.000	0.000	0.000		0.001	-	-										0.052			
5.600	0.000	0.000	0.000		2.28	-	-	0.000	0.000	0.000		2.29	-	-		0.000	0.000	0.000		0.001	-	-	0.000	0.000	0.000		0.005	-	-				0.056			
6.000	0.000	0.000	0.000		1.88	-	-	0.000	0.000	0.000		1.90	-	-		0.000	0.000	0.000		0.002	-	-	0.000	0.000	0.000		0.016	-	-				0.060			
6.400	0.000	0.000	0.000		1.49	-	-	0.000	0.000	0.000		1.53	-	-		0.000	0.000	0.000		0.011	-	-	0.000	0.000	0.000		0.045	-	-				0.064			
6.800	0.000	0.000	0.000		1.12	-	-	0.000	0.000	0.000		1.19	-	-		0.000	0.000	0.000		0.038	-	-	0.000	0.000	0.000		0.102	-	-				0.068			
7.200	0.000	0.000	0.000		0.785	-	110	0.000	0.000	0.000		0.889	-	-		0.000	0.000	0.000		0.104	-	-	0.000	0.000	0.000		0.197	-	-				0.072			
7.600	0.410	0.410	0.410	0.410	0.410	2	27	0.000	0.000	0.000		0.639	-	50		0.000	0.000	0.000		0.227	-	10	0.000	0.000	0.000		0.346	-	-				0.076			
8.000	0.238	0.238	0.238	0.238	0.238	2	82	0.000	0.000	0.000		0.441	-	-		0.000	0.000	0.000		0.424	-	10	0.000	0.000	0.000		0.548	-	-				0.080			
8.400	0.000	0.000	0.000		0.165	-	21	0.228	0.228	0.228	0.228	0.228	11	-		0.000	0.000	0.000		0.683	-	-	0.000	0.000	0.000		0.798	-	-				0.084			
8.800	0.000	0.000	0.000		0.084	-	4	0.130	0.130	0.130	0.130	0.130	5	-		0.000	0.000	0.000		1.00	-	1	0.000	0.000	0.000		1.09	-	-				0.088			
9.200	0.000	0.000	0.000		0.038	-	-	0.000	0.000	0.000		0.113	-	-		0.000	0.000	0.000		1.36	-	-	0.000	0.000	0.000		1.42	-	-				0.092			
9.600	0.000	0.000	0.000		0.016	-	-	0.000	0.000	0.000		0.067	-	-		0.000	0.000	0.000		1.74	-	-	0.000	0.000	0.000		1.78	-	-				0.096			
10.000	0.000	0.000	0.000		0.007	-	-	0.000	0.000	0.000		0.038	-	-		0.000	0.000	0.000		2.13	-	-	0.000	0.000	0.000		2.15	-	-				0.100			
11.000	0.000	0.000	0.000		0.001	-	-	0.000	0.000	0.000		0.008	-	-		0.000	0.000	0.000		3.13	-	-	0.000	0.000	0.000		3.13	-	-				0.110			
Totals:						4	244							16	50	0	0							4	21							0	0	0	0	
Number of Trades:						2								2	0								0.00								0	0				

Lending Products	Underlying Title	Multilateral Transactions[1]					Bilateral Transactions[2]		Stock Borrowing through OTC (volume)[3]
		Open Interest[5]	Volume(Offered)	Average Weighted	Transactions volume	Average Weighted	Transactions Volume	Average Weighted	Transactions Volume
ADMIEBOR	ADMIE (IPTO) HOLDING S.A. (CR)	19,000	---	---	---	---	---	---	442,986
AEGNBOR	AEGEAN AIRLINES (CR)	14,447	---	---	---	---	---	---	31,253
ALPHABOR	ALPHA SERVICES HOLD (CR)	12,700	---	---	---	---	---	---	59,289,763
ALMYBOR	ALUMIL (CR)	---	---	---	---	---	---	---	---
OTOELBOR	AUTOHELLAS SA (CR)	4,860	---	---	---	---	---	---	58,294
AVAXBOR	AVAX S.A. (CR)	---	---	---	---	---	---	---	---
EEEBOR	CC HBC AG (CR)	6,955	---	---	---	---	---	---	41,108
CENERBOR	CENERGY HOLDINGS (CB)	---	---	---	---	---	---	---	---
ELLAKTORBOR	ELLAKTOR (CR)	14,460	---	---	---	---	---	---	14,176
ELHABOR	ELVALHALCOR (CR)	33,047	---	---	---	---	---	---	64,887
EUROBBOR	EUROBANK HOLDINGS (CR)	123,263	---	---	---	---	---	---	34,076,283
EYDAPBOR	EYDAP S.A. (CR)	15,318	---	---	---	---	---	---	225,404
FFGRPBOR	FOLLI FOLLIE (CR)	---	---	---	---	---	---	---	887,119
FOYRKBOR	FOURLIS (CR)	---	---	---	---	---	---	---	25,636
GEKTERNABOR	GEK TERNA (CR)	---	---	---	---	---	---	---	6,604
SARBOR	GR. SARANTIS S.A. (CR)	564	---	---	---	---	---	---	46,586
EXAEBOR	HELLENIC EXCHANGES-A.S.E. (CR)	5,000	---	---	---	---	---	---	174,347
ELPEBOR	HELLENIQ ENERGY (CR)	---	---	---	---	---	---	---	212,887
INTRKBOR	INTRACOM HOLDINGS (CR)	---	---	---	---	---	---	---	---
INKATBOR	INTRAKAT (CR)	---	---	---	---	---	---	---	---
BELABOR	JUMBO SA (CR)	55,427	---	---	---	---	---	---	408,433
LAMDABOR	LAMDA DEVELOPMENT SA (CR)	---	---	---	---	---	---	---	509,570
MIGBOR	MIG (CR)	47,631	---	---	---	---	---	---	1,204,474
MOHBOR	MOTOR OIL (CR)	57,381	---	---	1,500	4.25%	---	---	1,874,288
MYTILBOR	MYTILINEOS (CR)	69,660	---	---	---	---	---	---	115,619
ETEBOR	NATIONAL BANK (CR)	18,950	---	---	---	---	---	---	10,379,970
OPAPBOR	OPAP (CR)	21,000	---	---	---	---	---	---	1,444,469
HTOBOR	OTE (CR)	1,600	---	---	---	---	---	---	968,621
PPABOR	P.P.A. S.A. (CR)	3,250	---	---	---	---	---	---	65,287
TPEIRBOR	PIRAEUS FINANCIAL HOLD (CR)	5,000	---	---	---	---	---	---	1,159,501
PPCBOR	PPC (CR)	2,000	---	---	---	---	---	---	2,197,000

Stock Lending Notes

- [1] - Multilateral contracts Lending or Borrowing as per Methods 8-1, 8-2 and 8-3-3 (According to ATHEX BoD Resolution No.17)
- [2] - Billateral Contracts Lending or Borrowing as per Methods 8-3-1 and 8-3-2 (According to ATHEX BoD Resolution No.20)
- [3] - The information concerning OTC Stock Borrowing Transactions is based on the statements of the Dematerialised Securities System (DSS) operators involved and refers to volumes that have been registered up until the previous working day.
- [4] - Average Price (Volume weighted)
- [5] - The Data concerning Open Interest before the start of trading session

Lending Products	Underlying Title	Multilateral Transactions[1]					Bilateral Transactions[2]		Stock Borrowing through OTC (volume)[3]
		Open Interest[5]	Volume(Offered)	Average Weighted	Transactions volume	Average Weighted	Transactions Volume	Average Weighted	Transactions Volume
QUALBOR	QUALITY & RELIABILITY SA (CR)	---	---	---	---	---	---	---	---
QUESTBOR	QUEST HOLDINGS (CR)	10,228	---	---	---	---	---	---	73,355
TENERGYBOR	TERNA ENERGY (CR)	---	---	---	---	---	---	---	168,745
TITCBOR	TITAN CEMENT (CB)	6,045	---	---	---	---	---	---	342,822
VIOBOR	VIOHALCO SA/NV (CB)	14,477	---	---	---	---	---	---	---

Stock Lending Notes

[1] - Multilateral contracts Lending or Borrowing as per Methods 8-1, 8-2 and 8-3-3 (According to ATHEX BoD Resolution No.17)

[2] - Bilateral Contracts Lending or Borrowing as per Methods 8-3-1 and 8-3-2 (According to ATHEX BoD Resolution No.20)

[3] - The information concerning OTC Stock Borrowing Transactions is based on the statements of the Dematerialised Securities System (DSS) operators involved and refers to volumes that have been registered up until the previous working day.

[4] - Average Price (Volume weighted)

[5] - The Data concerning Open Interest before the start of trading session

Sectors codification for listed companies

12003 -	ETF	10101010	Computer Services
10101015	Software	10102030	Computer Hardware
15101010	Telecommunications Equipment	15102015	Telecommunications Services
20101010	Health Care Facilities	20101025	Health Care Services
20102010	Medical Equipment	20103015	Pharmaceuticals
30101010	Banks	30202000	Diversified Financial Services
30202010	Asset Managers & Custodians	30202015	Investment Services
30204000	Closed End Investments	30302010	Full Line Insurance
30302015	Insurance Brokers	30302025	Property and Casualty Insurance
35101010	Real Estate Holding and Development	35101015	Real Estate Services
35102000	Diversified REITs	35102030	Office REITs
40201040	Rental & Leasing Services: Consumer	40202010	Home Construction
40202015	Household Furnishings	40202020	Household Appliance
40203040	Electronic Entertainment	40203045	Toys
40204020	Clothing & Accessories	40301010	Entertainment
40301030	Publishing	40301035	Radio & TV Broadcasters
40401010	Diversified Retailers	40401020	Apparel Retailers
40401025	Home Improvement Retailers	40401030	Specialty Retailers
40501010	Airlines	40501015	Travel & Tourism
40501020	Casinos & Gambling	40501025	Hotels & Motels
45101015	Distillers & Vintners	45101020	Soft Drinks
45102010	Farming Fishing Ranching & Plantations	45102020	Food Products
45103010	Tobacco	45201010	Food Retailers & Wholesalers
45201020	Personal Products	50101010	Construction
50101020	Building Roof/Wallboard and Plumbing	50101030	Cement
50101035	Building Materials: Other	50202010	Electrical Components
50203000	Diversified Industrials	50203015	Plastics
50203030	Containers & Packaging	50204000	Machinery: Industrial
50204020	Machinery: Construction & Handling	50205010	Industrial Suppliers
50205020	Back Office Support HR & Consulting	50205030	Forms & Bulk Printing Services
50206015	Commercial Vehicles & Parts	50206030	Marine Transportation
50206060	Transportation Services	55101000	Diversified Materials
55101020	Textile Products	55102000	General Mining
55102010	Iron & Steel	55102015	Metal Fabricating
55102035	Aluminum	60101020	Oil Refining and Marketing
65101010	Alternative Electricity	65101015	Conventional Electricity
65102030	Water		



ATHEX
Athens Stock Exchange

Λεωφ. Αθηνών 110 104 42 Αθήνα
110, Athinon Ave. GR 104 42 Athens
tel. (+30)210-33.66.800, fax (+30)210-33.66.101
www.athexgroup.gr