


23

Ημερήσιο Δελτίο
Συναλλακτικής Δραστηριότητας

Daily Official List
of Trading Activity

Monday, 23 January, 2023
Year: 144 Trading Day No: 15



ATHEXGROUP
Athens Exchange Group

Disclaimer:

Hellenic Exchanges-Athens Stock Exchange S.A endeavours to ensure that the data and other material ("Information") presented on the Daily Official List are accurate and complete, but it is not liable for any errors or omissions of data or /and for the accuracy, credibility, updating and completeness of the aforesaid information nor it has any liability arising directly or indirectly from the use of the above Information.

The Company is not liable for the accuracy of the data included in listed companies' announcements. Only the sender of such an announcement is fully and solely liable for any infringement of third party's rights from the content of such announcement. All contents of the Daily Official List are provided only for information purposes and do not constitute investment advice or solicitation to invest in securities or other products listed for trading on the Exchange.

You acknowledge and agree that the Company is the owner of any property rights related to any Information appearing on the Daily Official List including intellectual property rights copyright, trademarks, etc.

The above data are a property of the Hellenic Exchanges-Athens Exchange and are copyright protected. Users are forbidden to reproduce, modify, copy, sale, transmit or redistribute, by all reproduction means and methods, part or the whole of the above data, without reference to their source.

The commercial exploitation of these data is, also, forbidden by third parties. Hellenic Exchanges-Athens Exchange does not carry any responsibility, direct or indirect, derived from usage or accidental alteration of the above data when used by third parties.

Hellenic Exchanges – Athens Stock Exchange S.A.

110 Athinon Ave.,10442 Athens, Tel: (210) 33.66.800, Fax: (210) 32.13.938

www.athexgroup.gr

Thessalonica Stock Exchange Center (T.S.E.C)

16-18 Katouni Str., Thessalonica 546 25 Tel: (2310) 567.667, Fax: (2310) 530.545

Athex Members Guarantee Fund

14-16 Fidiou Str., Athens 106 78, Tel: (210) 33.04.682, Fax: (210) 33.04.155

Hellenic Republic Capital Market Commission

1 Kolokotroni Str. & 1 Stadiou Str., Athens 10562 Tel: (210) 33.77.100 Fax: (210) 33.77.173

Table of Contents

Section 1: Statistical Figures of Securities, Derivatives and Lending

Summary of Markets

Athex Indices

Analytic Figures for Athex Market's Boards and Categories

Trading Details by Athex Sectors and Financial Instruments (ETFs)

Top 10 best & worst performing Shares

Derivatives Summary

Section 2: Analytic Figures of Shares Transactions

Analytic Figures of Shares Transactions

Shares' Notes

Section 3: Figures of Securities Transactions

Securities Blocks Details

Shares Rights Details

Stock Borrowing

Forced Sales Details

Forced Sales Registered Shares

Exchange Traded Funds (ETFs) Characteristics

Section 5: Bonds traded in Fixed Income Assets Market

Convertible Corporate Bonds - Regulated Market

Non Convertible Corporate Bonds - Regulated Market

Government Bonds

Treasury Bills & Zero Coupon Government Bonds

Government Bonds Traded with the Open Outcry Method

State Banks Bonds

Section 6: Additional Infos

Athex & ATHEXClear Members List

List of Stocks under Market Making operations

Section 7: Derivatives Market Analytic Figures

Index Futures

Stock Futures

Index Options

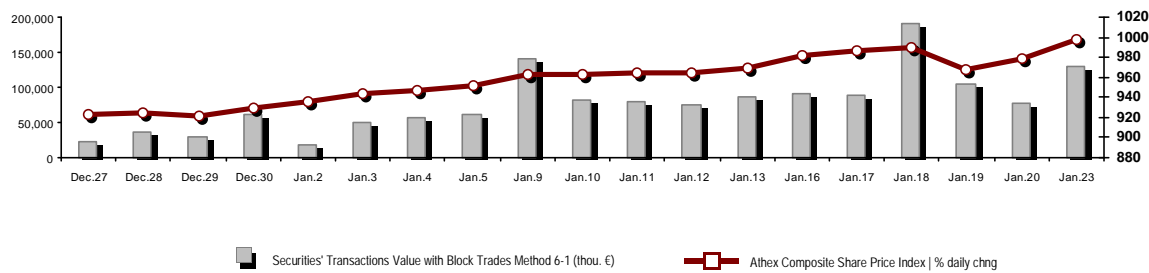
Stock Options

Stock Lending Analytic Figures

Appendix A: Sectors codification for listed companies

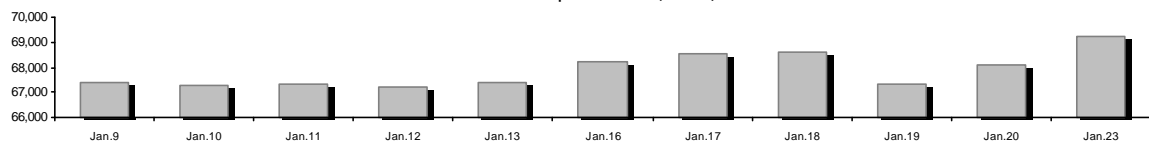
Summary of Markets

Athex Composite Share Price Index vs Shares and Derivatives Transactions Value

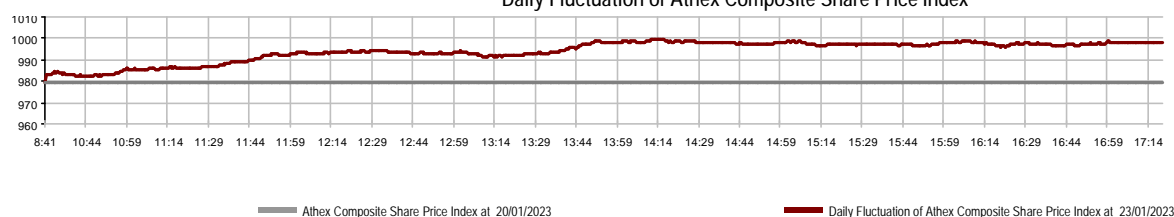


Athex Capitalisation (mill. €) **:	69,235.73		Derivatives Total Open Interest	310,786
Daily change: mill. € %	1,148.73	1.69%	in Index Futures % daily chng	4,946 -13.11%
Yearly Avg Capitalisation: mill. € % chng prev year Avg	67,449.04	6.96%	in Stock Futures % daily chng	304,249 1.03%
Athex Composite Share Price Index % daily chng	997.81	1.92%	in Index Options % daily chng	489 -66.32%
Athex Composite Share Price Index Capitalisation (mill. €)	62,355.41		in Stock Options % daily chng	1,102 -22.12%
Daily change (mill. €)	1,051.45			
Securities' Transactions Value with Block Trades Method 6-1 (t)	129,130.37		Derivatives Contracts Volume:	80,478
Daily change: %	52,068.11	67.57%	Daily change: pieces %	53,844 202.16%
YtD Avg Trans. Value: thou. € % chng prev year Avg	88,988.94	23.17%	YtD Avg Derivatives Contracts % chng prev year Avg	40,115 16.78%
Blocks Transactions Value of Method 6-1 (thou. €)	42,146.83		Derivatives Trades Number:	2,944
Blocks Transactions Value of Method 6-2 & 6-3 (thou. €)	0.00		Daily change: number %	1,143 63.46%
Bonds Transactions Value (thou.€)	936.83		YtD Avg Trades number % chng prev year Avg	1,704 -17.07%
Securities' Transactions Volume with Block Trades Method 6-1 (tho)	47,429.72		Lending Total Open Interest	473,422
Daily change: thou. pieces %	19,210.76	68.08%	Daily change: pieces %	-333,191 -41.31%
YtD Avg Volume: % chng prev year Avg	35,970.58	26.88%	Lending Volume (Multilateral/Bilateral)	221,600
Blocks Transactions Volume of Method 6-1 (thou. Pieces)	4,902.79		Daily change: pieces %	137,145
Blocks Transactions Volume of Method 6-2 & 6-3 (thou. Pieces)	0.00		Multilateral Lending	160,100
Bonds Transactions Volume	1,010,000		Bilateral Lending	61,500
Securities' Trades Number with Block Trades Method 6-1	39,797		Lending Trades Number:	47
Daily change: number %	12,713	46.94%	Daily change: %	7
YtD Avg Trades number % chng prev year Avg	29,739	1.10%	Multilateral Lending Trades Number	42
Number of Blocks Method 6-1	13		Bilateral Lending Trades Number	5
Number of Blocks Method 6-2 & 6-3	0			
Number of Bonds Transactions	216			

Athex Capitalisation (mill. €) **



Daily Fluctuation of Athex Composite Share Price Index



Athex Indices

Index name	23/01/2023	20/01/2023	pts.	%	Min	Max	Year min	Year max	Year change
Athex Composite Share Price Index	997.81 #	979.06	18.75	1.92%	979.06	999.67	929.79	999.67	7.32% #
Athex ESG Index	1,137.04 #	1,115.72	21.32	1.91%	1,115.72	1,138.29	1,057.52	1,138.29	7.50% #
FTSE/Athex Large Cap	2,420.94 #	2,376.48	44.46	1.87%	2,376.48	2,424.17	2,250.77	2,424.17	7.53% #
FTSE/Athex Mid Cap Index	1,512.67 #	1,482.93	29.74	2.01%	1,482.93	1,515.92	1,411.43	1,515.92	7.17% #
FTSE/ATHEX High Dividend Yield Index	3,189.27 #	3,135.98	53.29	1.70%	3,135.98	3,208.03	3,028.28	3,208.03	5.32% #
FTSE/ATHEX Global Traders Index Plus	2,800.05 #	2,762.93	37.12	1.34%	2,762.93	2,805.68	2,616.09	2,805.68	7.03% #
FTSE/ATHEX Mid & Small Cap Factor-Weighted Ind	4,442.94 #	4,385.88	57.06	1.30%	4,381.62	4,452.38	4,353.12	4,469.74	1.08% #
ATHEX Select Index Plus	3,394.52 #	3,321.38	73.14	2.20%	3,321.38	3,404.85	3,071.06	3,404.85	10.53% #
ATHEX Select Index	4,509.21 #	4,426.80	82.41	1.86%	4,426.80	4,509.21	4,343.88	4,509.21	3.81% #
FTSE/Athex Market Index	576.12 #	565.83	10.29	1.82%	565.83	576.76	539.21	576.76	6.82% #
Athex Composite Index Total Return Index	1,762.85 #	1,729.74	33.11	1.91%	1,729.74	1,766.14	1,641.17	1,766.14	7.41% #
FTSE/Athex Large Cap Total Return	3,874.05 #	3,802.90	71.15	1.87%			3,623.42	3,874.05	7.58% #
FTSE/Athex Mid Cap Total Return	1,990.94 #	1,951.80	39.14	2.01%			1,881.61	1,990.94	7.17% #
Hellenic Mid & Small Cap Index	1,477.94 #	1,452.89	25.05	1.72%	1,452.89	1,480.25	1,365.14	1,480.25	8.26% #
FTSE/Athex Banks	747.90 #	725.04	22.86	3.15%	725.04	749.04	640.09	749.04	16.76% #
FTSE/Athex Insurance	2,919.77 #	2,904.49	15.28	0.53%	2,904.49	2,919.77	2,751.62	3,026.78	-0.52% €
FTSE/Athex Financial Services	788.91 #	730.80	58.11	7.95%	723.37	791.79	672.72	791.79	15.10% #
FTSE/Athex Industrial Goods & Services	5,165.11 #	5,060.59	104.52	2.07%	5,057.06	5,165.11	4,603.86	5,165.11	11.35% #
FTSE/Athex Retail	980.90 #	974.16	6.74	0.69%	966.64	985.39	901.21	987.23	8.84% #
FTSE/ATHEX Real Estate	4,044.36 #	3,951.46	92.90	2.35%	3,951.46	4,085.84	3,897.31	4,135.49	-0.71% €
FTSE/Athex Consumer Goods & Services	9,385.08 €	9,480.61	-95.53	-1.01%	9,354.36	9,621.93	8,974.47	9,644.48	2.48% #
FTSE/Athex Food & Beverage	8,283.78 #	8,222.10	61.68	0.75%	8,190.89	8,302.61	8,101.49	8,476.63	-2.16% €
FTSE/Athex Basic Resources	6,991.43 #	6,792.69	198.74	2.93%	6,792.69	7,011.80	6,463.31	7,011.80	7.73% #
FTSE/Athex Construction & Materials	3,604.40 #	3,566.96	37.44	1.05%	3,566.96	3,651.16	3,204.90	3,651.16	12.47% #
FTSE/Athex Energy	5,090.36 #	5,026.37	63.99	1.27%	4,951.22	5,183.65	4,951.22	5,349.93	1.20% #
FTSE/Athex Travel & Leisure	2,242.25 #	2,230.35	11.90	0.53%	2,223.87	2,246.88	2,196.17	2,271.65	1.13% #
FTSE/Athex Technology	2,132.54 #	2,117.58	14.96	0.71%	2,110.87	2,135.72	2,047.81	2,163.69	3.81% #
FTSE/Athex Telecommunications	4,105.27 #	4,057.16	48.11	1.19%	4,051.61	4,105.27	4,001.33	4,135.89	0.82% #
FTSE/Athex Utilities	4,856.48 #	4,720.77	135.71	2.87%	4,720.77	4,868.80	4,598.77	4,946.39	5.60% #
FTSE/Athex Health Care	410.97 €	418.89	-7.92	-1.89%	407.57	424.55	390.59	434.74	-1.89% €
FTSE/Athex Personal Products	7,887.80 #	7,512.92	374.88	4.99%	7,512.92	7,905.24	6,598.06	7,905.24	19.40% #
Athex All Share Index	243.26 #	239.23	4.03	1.68%	243.26	243.26	231.11	243.26	5.65% #
Hellenic Corporate Bond Index	120.11 €	120.23	-0.12	-0.10%			118.78	120.39	0.94% #
Hellenic Corporate Bond Price Index	86.88 €	86.98	-0.10	-0.11%			86.05	87.10	0.76% #

Note 1: FTSE/Med 100, Hellenic Corporate Bond Price Index and Hellenic Corporate Bond Index closing prices refer to the previous trading day of 19/01/2023.

Note 2: The Hellenic Mid & Small Cap Index is a Customized index calculated by the Athens Exchange.

Analytic Figures for Athex Market's Boards and Categories

	Total Traded Securities	Main Market	Surveillance	Exchange Traded Funds (ETFs)
Totals	132	116	15	1
Gain / Lose / Same:	88 / 19 / 25	79 / 18 / 19	8 / 1 / 6	1 / 0 / 0
Athex Capitalisation (mill. €) **	69,235.73	68,828.47	407.27	
Daily Average Trans/ons Value(thou.€)	88,988.94	88,711.01	246.57	54.03
Transactions Value	129,130.37	128,686.10	444.25	0.02
Main Board:	86,983.54	86,539.27	444.25	0.02
Blocks Board 6_2_3:	42,146.83	42,146.83	0.00	0.00
Forced Sales Board:	0.00	0.00	0.00	0.00
Special Terms Board:	0.00	0.00	0.00	0.00
Daily Average Transactions Volume	35,970,581	35,099,112	874,223	2,303
Transactions Volume	47,429,720	45,241,181	2,188,538	1
Main Board:	42,526,932	40,338,393	2,188,538	1
Blocks Board 6_2_3:	4,902,788	4,902,788	0	0
Forced Sales Board:	0	0	0	0
Special Terms Board:	0	0	0	0
Daily Average Number of Trades	29,739	29,528	209	2
Number of Trades	39,797	39,420	376	1
Main Board:	39,784	39,407	376	1
Blocks Board 6_2_3:	13	13	0	0
Forced Sales Board:	0	0	0	0
Special Terms Board:	0	0	0	0

Trading Details by Athex Sectors and Financial Instruments (ETFs)

Code	Sectors	Gain / Lose / Same	Number of Trades	Transactions Volume	Transactions Value	% of Total Trans. Value
3010	- Banks	6 / 0 / 0	13,932	29,770,836	40,514,267.82	31.37%
5510	- Basic Resources	13 / 1 / 2	1,479	430,124	1,092,760.50	0.85%
5010	- Construction & Materials	8 / 3 / 3	3,515	2,324,490	9,165,700.79	7.10%
4020	- Consumer Products & Services	6 / 1 / 2	1,329	304,994	1,631,129.98	1.26%
6010	- Energy	3 / 0 / 0	2,529	352,866	6,501,305.82	5.03%
12000	- Financial Instruments	1 / 0 / 0	1	1	24.31	0.00%
3020	- Financial Services	4 / 0 / 1	1,453	4,523,626	2,588,314.36	2.00%
4510	- Food Beverage & Tobacco	4 / 2 / 2	312	64,037	828,238.37	0.64%
2010	- Health Care	2 / 1 / 0	330	1,094,244	518,393.51	0.40%
5020	- Industrial Goods & Service	15 / 2 / 4	4,215	3,626,455	36,487,968.63	28.26%
3030	- Insurance	1 / 0 / 0	11	3,880	14,744.40	0.01%
4030	- Media	0 / 1 / 0	17	14,893	8,030.99	0.01%
4520	- Personal Care, Drug & Grocery Stores	1 / 0 / 2	293	58,296	259,425.01	0.20%
3510	- Real Estate	3 / 3 / 4	1,421	903,466	2,996,651.84	2.32%
4040	- Retail	2 / 2 / 2	438	207,385	544,498.65	0.42%
1010	- Technology	5 / 3 / 2	1,297	422,715	1,051,778.67	0.81%
1510	- Telecommunications	2 / 0 / 0	1,780	433,281	6,226,422.11	4.82%
4050	- Travel & Leisure	7 / 0 / 1	2,028	1,636,720	11,401,683.78	8.83%
6510	- Utilities	5 / 0 / 0	3,417	1,257,411	7,299,034.13	5.65%

Top 10 best & worst performing Shares

Main Market

With positive Price change	Closing price	change	With negative Price change	Closing price	change
ATTICA BANK S.A. (CR)	0.1702	29.92% #	ENTERSOFT (CR)	3.83	-1.54% €
MATHIOS REFRACTORY SA (CR)	0.72	20.00% #	KRI-KRI S.A. (CR)	6.36	-1.24% €
CPI SA (CR)	0.634	8.56% #	JUMBO SA (CR)	16.4	-1.21% €
MARFIN INVESTMENT GROUP (CR)	0.046	7.98% #	AS COMPANY SA (CR)	2.13	-0.93% €
HELLENIC EXCHANGES-A.S.E. (CR)	3.735	7.95% #	ILYDA S.A. (CR)	1.17	-0.85% €
AVAX S.A. (CR)	0.96	7.74% #	BRIQ PROPERTIES (CR)	1.945	-0.51% €
KLOUKINAS - LAPPAS SA (CR)	0.622	7.24% #	INTERTECH SA (CR)	1.07	-0.47% €
GR. SARANTIS S.A. (CR)	7.98	5.69% #	ELLAKTOR (CR)	2.29	-0.44% €
MOTODYNAMICS S.A. (CR)	2.25	5.14% #	DIMAND (CR)	13.95	-0.36% €
LAVIPHARM SA (CR)	0.458	5.05% #	PROFILE SA (CR)	2.89	-0.17% €
With the highest Transactions Value	Value (thou. €)	change	With the highest Transactions Volume	Volume	change
MYTILINEOS (CR)	31,123.77	2.07% #	ALPHA SERVICES HOLD (CR)	9,387,057	3.46% #
PIRAEUS FINANCIAL HOLD (CR)	12,631.49	4.79% #	PIRAEUS FINANCIAL HOLD (CR)	7,022,508	4.79% #
ALPHA SERVICES HOLD (CR)	11,139.46	3.46% #	EUROBANK HOLDINGS (CR)	6,151,973	1.87% #
OPAP (CR)	10,546.57	0.38% #	ATTICA BANK S.A. (CR)	5,197,170	29.92% #
NATIONAL BANK (CR)	8,518.80	3.62% #	MARFIN INVESTMENT GROUP (CR)	3,853,958	7.98% #
EUROBANK HOLDINGS (CR)	7,358.27	1.87% #	NATIONAL BANK (CR)	2,008,497	3.62% #
OTE (CR)	6,140.07	1.17% #	MYTILINEOS (CR)	1,378,547	2.07% #
GEK TERNA (CR)	5,945.04	0.34% #	LAVIPHARM SA (CR)	1,082,573	5.05% #
MOTOR OIL (CR)	5,914.35	1.53% #	OPAP (CR)	798,164	0.38% #
PPC (CR)	3,936.40	4.93% #	HELLENIC EXCHANGES-A.S.E. (CR)	668,656	7.95% #

Note: Stocks that are not included in the "Under Supervision" category, and the transactions value is more than 10,000 €.

Derivatives Summary

	Number of Trades	Volume	Open Interest
Index Futures	248	2,060	4,946
FTSE/Athex Banks	13	58	230
FTSE/Athex Large Cap	235	2,002	4,716
Stock Futures	2,655	78,068	304,249
ADMIE (IPTO) HOLDING S.A. (CR)	66	1,091	8,889
ALPHA SERVICES HOLD (CR)	497	38,640	122,576
CC HBC AG (CR)	24	52	833
CENERGY HOLDINGS (CB)	21	159	5,920
ELLAKTOR (CR)	110	395	1,075
EUROBANK HOLDINGS (CR)	138	4,812	14,246
EYDAP S.A. (CR)	12	32	615
FOURLIS (CR)	9	39	1,206
GEK TERNA (CR)	28	207	9,029
HELLENIC EXCHANGES-A.S.E. (CR)	173	1,115	3,323
HELLENIQ ENERGY (CR)	20	33	1,709
INTRACOM HOLDINGS (CR)	93	382	4,432
JUMBO SA (CR)	13	46	570
LAMDA DEVELOPMENT SA (CR)	140	580	6,107
MARFIN INVESTMENT GROUP (CR)	21	842	13,905
MOTOR OIL (CR)	65	137	893
MYTILINEOS (CR)	56	227	2,147
NATIONAL BANK (CR)	290	6,110	14,150
OPAP (CR)	32	140	1,560
OTE (CR)	106	376	8,867
P.P.A. S.A. (CR)	4	14	510
PIRAEUS FINANCIAL HOLD (CR)	428	21,340	40,395
PPC (CR)	228	1,028	27,528
TERNA ENERGY (CR)	45	163	8,104
TITAN CEMENT (CB)	8	26	821
VIOHALCO SA/NV (CB)	28	82	4,839
Index Options	26	251	489
FTSE/Athex Large Cap	26	251	489
Stock Options	15	99	1,102
ALPHA SERVICES HOLD (CR)	0	0	0
NATIONAL BANK (CR)	0	0	555
OPAP (CR)	0	0	51
OTE (CR)	0	0	102
PIRAEUS FINANCIAL HOLD (CR)	0	0	234
PPC (CR)	15	99	160
Total Derivatives Traded	2,944	80,478	310,786

Daily Official List

Year: 144 Trading Day No: 15

Section 2: Analytic Figures of Shares Transactions

Monday, 23 January, 2023

Number of Outstanding Securities	Nominal Value	Dividends [1]			Date of Last Coupon		Note	Shares	Closing price	% change	Previous closing price/date	Open price	Price min	Price max	Last price	Avg price	Last Bid [7]	Last Ask [7]	P/E after tax	Year	Volume	Trades	Transactions Value[8]	Company Mkt Value (thou. €)	Year low	Year high	Sector[4]		
		2020	2021	2022	Dividend [2]	Right																							
2,760,000	11.83	9.4	11	---	14/06/2022	16/07/1990	---	KARELIA (CR)	310	1.31 P	306	20/01/2023	308	308	310	310	309.231	3@304.00	5@310.00	---	---	26	11	8,040.00	855,600.00	288	310	45103010	
6,700,000	0.800	0.179	0.047	---	24/08/2022	29/05/2014	---	MILLS KEPENOS (CR)	2.3	1.77 P	2.26	20/01/2023	2.26	2.26	2.32	2.3	2.293	459@2.26	130@2.30	23.24	2021	3,480	8	7,979.20	15,410.00	2.22	2.54	45102020	
11,510,102	0.890	---	---	---	24/06/2005	06/10/1999	---	NAFPAKTOS TEXTILE (CR)	1.1	---	1.1	20/01/2023	---	---	---	---	800@1.04	240@1.12	---	---	---	---	---	---	12,661.11	0.97	1.12	55101020	
6,200,000	0.500	---	---	---	22/06/2010	01/11/1995	---	MINERVA KNITWEAR (CR)	0.442	---	0.442	20/01/2023	0.456	0.456	0.47	0.47	0.467	10@0.450	20@0.480	---	---	85	4	39.72	2,740.40	0.414	0.52	40204020	
21,364,000	1.12	---	---	---	29/07/2019	10/08/2005	---	LAMPASA HOTEL SA (CR)	20.8	---	20.8	20/01/2023	---	---	---	---	100@21.00	100@22.00	---	---	---	---	---	---	444,371.20	20.8	22	40501025	
8,321,682	0.670	---	---	---	17/08/2007	23/11/1999	---	N. LEVENTERIS (CR)	0.24	---	0.24	20/01/2023	0.24	0.24	0.24	0.24	0.24	2000@0.240	---	---	2021	3,000	2	720.00	2,571.90	0.22	0.25	50202010	
2,160,524	0.670	---	---	---	03/12/2018	23/11/1999	---	N. LEVENTERIS (PR)	0.266	---	0.266	20/01/2023	0.292	0.292	0.292	0.292	0.292	1@0.292	---	---	2021	499	1	145.71	2,571.90	0.218	0.294	50202010	
6,340,000	0.600	0.134	0.17	0.1	09/12/2022	12/01/2023	---	NAKAS MUSIC	2.34	2.63 P	2.28	20/01/2023	2.16	2.16	2.42	2.34	2.342	292@2.26	428@2.42	---	---	1,593	18	3,731.48	14,835.60	2.16	2.52	40401030	
10,080,000	3.00	1.42	1.5	---	27/04/2022	27/08/2001	---	TPA SA (CR)	23.8	---	23.8	20/01/2023	---	---	---	---	400@23.90	20@24.10	---	---	---	---	---	---	239,904.00	22.7	24.8	50206060	
27,379,200	0.980	---	---	---	03/07/2020	29/08/2022	---	CRETE PLASTICS SA (CR)	15.3	2.00 P	15	20/01/2023	15.3	15.3	15.3	15.3	15.3	600@15.00	150@15.40	---	---	500	1	7,650.00	418,901.76	14.7	16.1	50203015	
255,494,534	2.71	0.352	0.279	0.11	14/12/2022	30/09/2021	---	PRODEA (CR)	8.35	---	8.35	20/01/2023	8.35	8.35	8.35	8.35	8.35	12@8.05	40@8.30	---	---	3	1	25.05	2,133,379.36	7.7	8.55	35102000	
4,181,450	0.500	---	---	---	21/08/2000	05/03/2002	---	FLOUR MILLS SARANTOPOULOS SA	1.08	---	1.08	20/01/2023	---	---	---	---	1000@1.07	---	---	---	---	---	---	---	---	4,515.97	1.08	1.37	45102020

Exchange Traded Funds (ETFs)

906,928	---	---	---	---	15/06/2016	---	---	ALPHA ETF FTSE Athex Large Cap	24.31	2.06 P	23.82	20/01/2023	24.31	24.31	24.31	24.31	24.31	31@24.20	24@24.50	---	---	1	1	24.31	---	22.5	24.5	12003
---------	-----	-----	-----	-----	------------	-----	-----	--------------------------------	-------	--------	-------	------------	-------	-------	-------	-------	-------	----------	----------	-----	-----	---	---	-------	-----	------	------	-------

Surveillance

356,314,416	0.060	---	---	---	07/07/2010	21/09/2017	5160	FRIGOGLASS SA (CR)	0.112	6.67 P	0.105	20/01/2023	0.107	0.107	0.112	0.112	0.109226500@0.110	58000@0.113	---	---	1,427,081	175	155,585.02	39,907.21	0.085	0.112	50204000		
65,326,268	0.530	---	---	---	04/07/2007	19/07/2006	4750	SATO SA (CR)	0.026	---	0.026	20/01/2023	0.021	0.021	0.026	0.026	0.025	7667@0.026	10000@0.030	---	---	20,100	5	502.10	1,698.48	0.021	0.031	40202015	
13,191,620	0.620	---	---	---	04/08/2010	09/09/2002	5232	YALCO - CONSTANTINOU (CR)	0.224	2.75 P	0.218	20/01/2023	0.224	0.224	0.224	0.224	0.224	1000@0.197	729@0.224	---	---	4,000	4	896.00	2,954.92	0.175	0.26	40202020	
13,000,000	1.00	---	---	---	01/08/2007	07/04/2000	5093	AKRITAS SA (CR)	0.56	---	0.56	20/01/2023	0.55	0.55	0.55	0.55	0.55	2700@0.450	980@0.550	---	---	100	5	55.00	7,280.00	0.46	0.6	50101035	
221,519,681	0.300	---	---	---	02/07/2008	28/02/2011	4957	ANEK LINES SA (CR)	0.2	1.52 P	0.197	20/01/2023	0.195	0.195	0.2	0.2	0.198	6000@0.199	34655@0.200	---	---	420,796	47	83,243.01	45,110.42	0.189	0.212	40501015	
312,163	0.300	---	---	---	02/07/2008	28/02/2011	4959	ANEK LINES SA (PR, issue '90)	0.072	---	0.072	20/01/2023	0.08	0.08	0.08	0.08	0.0845000@0.086	---	---	---	---	458	1	36.64	45,110.42	0.072	0.086	40501015	
2,969,713	0.300	---	---	---	02/07/2008	28/02/2011	4958	ANEK LINES SA (PR, issue '96)	0.264	12.82 P	0.234	20/01/2023	0.188	0.188	0.28	0.28	0.264	324@0.280	---	---	---	---	1,186	5	312.76	45,110.42	0.173	0.28	40501015
6,330,002	0.300	---	---	---	25/06/2002	15/03/2019	5162	VARVARESSOS (CR)	0.18	---	0.18	20/01/2023	0.18	0.18	0.18	0.18	0.18	1498@0.216	---	---	2021	2	1	0.36	1,139.40	0.178	0.222	55101020	
17,579,754	4.16	---	---	---	18/08/2006	02/08/2010	---	BIOTER SA (CR)	0.224	---	0.224	20/01/2023	0.224	0.212	0.224	0.224	0.222	2819@0.224	250@0.226	---	---	8,284	11	1,836.13	3,937.86	0.21	0.266	50101010	
54,654,600	0.050	---	---	---	01/07/1998	30/12/2022	---	VIS SA (CR)	0.342	-9.52 E	0.378	20/01/2023	0.342	0.342	0.342	0.342	0.342	---	7042@0.342	---	2021	500	3	171.00	18,691.87	0.342	0.378	50203030	
3,961,300	1.28	---	---	---	29/06/2004	03/08/2000	5248	DUROS SA (CR)	0.298	---	0.298	20/01/2023	---	---	---	---	1000@0.240	6991@0.298	---	2021	---	---	---	---	1,180.47	0.204	0.298	40204020	
51,754,364	0.300	---	---	---	23/12/2003	24/01/2007	5197	SELECTED TEXT. IND. ASSOC (CR)	0.135	---	0.135	20/01/2023	---	---	---	---	7999@0.120	91@0.150	---	---	---	---	---	---	6,986.84	0.11	0.145	55101020	
371,337,000	0.300	---	---	---	30/05/2013	01/07/2022	---	INTRALOT (CR)	0.64	3.23 P	0.62	20/01/2023	0.63	0.63	0.645	0.635	0.63917176@0.630	15953@0.635	---	---	---	300,261	92	191,964.38	237,655.68	0.575	0.655	40501020	
7,125,216	0.650	---	---	---	01/07/2005	14/12/1999	4955	KRE.KA SA (CR)	0.216	---	0.216	20/01/2023	0.216	0.216	0.216	0.216	0.216	9700@0.175	1100@0.210	---	2021	1,500	3	324.00	1,539.05	0.17	0.218	45102010	
7,734,375	1.00	---	---	---	09/07/2007	07/01/2011	5266	LIVANIS SA (CR)	0.15	---	0.15	20/01/2023	---	---	---	---	---	---	1200@0.180	---	---	---	---	---	---	1,160.16	0.15	0.16	40301030
15,842,391	1.51	---	---	---	15/07/2009	12/05/2000	5141	BITROS HOLDING SA (CR)	0.6	5.26 P	0.57	20/01/2023	0.6	0.6	0.6	0.6	0.6	2000@0.580	1376@0.590	---	---	3,030	4	1,818.00	9,505.43	0.408	0.82	55102010	
24,319,250	0.300	---	---	---	09/07/2002	04/07/2007	5165	PROODEFTIKH SA (CR)	0.6	---	0.6	20/01/2023	---	---	---	---	1000@0.560	2550@0.600	---	---	---	---	---	---	---	14,591.55	0.53	0.6	50101010
28,438,268	0.070	---	---	---	21/08/2006	24/11/1999	5253	SPIROY AGRICULTURE SA (CR)	0.18	---	0.18	20/01/2023	---	---	---	---	1120@0.170	1000@0.190	---	---	---	---	---	---	---	5,118.89	0.15	0.18	45102010
766,000	1.00	---	---	---	01/07/2004	11/12/2012	5193	TRIA ALFA SA (CR)	9.9	17.86 P	8.4	20/01/2023	10	9.9	10	9.9	9.937	150@9.00	9@9.50	76.99	2021	270	8	2,683.00	8,808.40	7.6	10	55101020	
245,000	1.00	---	---	---	19/07/2010	11/12/2012	5194	TRIA ALFA SA (PR)	5	4.17 P	4.8	20/01/2023	4.9	4.9	5	5	4.969	200@3.84	60@4.98	38.88	2021	970	12	4,820.00	8,808.40	3.8	5	55101020	

Suspension Status

5,867,311	0.300	---	---	---	11/08/2010	28/04/2017	5243	DIONIC (CR)	0.11	---	0.11	30/06/2020	---	---	---	---	---	---	---	---	---	---	---	---	---	---	645.40	0.11	0.11	50205010
-----------	-------	-----	-----	-----	------------	------------	------	-------------	------	-----	------	------------	-----	-----	-----	-----	-----	-----	-----	-----	-----	-----	-----	-----	-----	-----	--------	------	------	----------

Number of Outstanding Securities	Nominal Value	Dividends [1]			Date of Last Coupon		Note	Shares	Closing price	% change	Previous closing price/date	Open price	Price min	Price max	Last price	Avg price	Last Bid [7]	Last Ask [7]	P/E after tax	Year	Volume	Trades	Transactions Value[8]	Company Mkt Value (thou. €)	Year low	Year high	Sector[4]
		2020	2021	2022	Dividend [2]	Right																					
66,948,210	0.300	---	---	---	22/09/2015	22/09/2015	5179	FOLLI FOLLIE (CR)	4.8	---	4.8	24/05/2018	---	---	---	---	---	---	---	---	---	---	---	321,351.41	4.8	4.8	40401030
12,417,000	0.310	---	---	---	27/08/2019	28/08/2017	5233	MLS MULTIMEDIA SA (CR)	0.57	---	0.57	12/05/2020	---	---	---	---	---	---	---	---	---	---	---	7,077.69	0.57	0.57	10101015
33,301,715	0.320	---	---	---	27/06/2003	08/07/2009	5241	AEGEK (CR)	0.035	---	0.035	25/06/2020	---	---	---	---	---	---	---	---	---	---	---	1,165.56	0.035	0.035	50101010
4,737,503	0.320	---	---	---	22/06/2005	22/09/2015	5115	VARANGIS AVEPE S.A. (CR)	0.11	---	0.11	02/03/2022	---	---	---	---	---	---	---	---	---	---	---	521.13	0.11	0.11	40202015
7,085,888	1.59	---	---	---	02/07/1996	06/09/2010	5216	ELVIEMEK (CR)	2.6	---	2.6	30/09/2019	---	---	---	---	---	---	---	---	---	---	---	18,423.31	2.6	2.6	35101010
25,179,640	0.600	---	---	---	08/08/1994	19/09/2000	5191	J.BOUTARIS & SON (CR)	0.026	---	0.026	01/10/2018	---	---	---	---	---	---	---	---	---	---	---	742.45	0.026	0.026	45101015
1,540,000	0.600	---	---	---	08/08/1994	19/09/2000	5192	J.BOUTARIS & SON (PR)	0.057	---	0.057	01/10/2018	---	---	---	---	---	---	---	---	---	---	---	742.45	0.057	0.057	45101015

Shares' Notes

Code	Note text
()	- Adjusted dividends.
*	- Last adjusted closing price.
[1]	- Net dividends.
[2]	- The "Date of Last Coupon" for New listings refers to the date company's stocks started to trade in Athex
[3]	- The Company Market Value is referred to the number of outstanding shares
[4]	- Sectors codification can be found in Appendix A
[5]	- The Market Value refers to the total number of shares listed (including their several classes) in the exchange by the company.
[6]	- P/E greater than 100
[7]	- Last view of the Order Book before the end of the trading session
[8]	- All Blocks Methods' Transactions Value are included.
4750	- Transfer to the Under Surveillance Category from 8/4/2011.
4955	- Transfer to the Surveillance Category as from 5/4/2013.
4957	- Transfer to the Surveillance Category as from 5/4/2013.
4958	- Transfer to the Surveillance Category as from 5/4/2013.
4959	- Transfer to the Surveillance Category as from 5/4/2013.
5093	- Transfer to the Surveillance Category as of 8/4/2015.
5115	- Transfer to the Surveillance Category as of 15/04/2016.
5141	- Transfer to the Surveillance Category as of 10/05/2017.
5160	- Transfer to the Surveillance Category as of 15/04/2016.
5162	- Transfer to the Under Supervision Category as of 21/12/2009.
5165	- Transfer to the Surveillance Category as of 15/02/2018.
5179	- Suspension of trading as of 25/05/2018.
5191	- Suspension of trading as of 02/10/2018.
5192	- Suspension of trading as of 02/10/2018.
5193	- Transfer to the Surveillance Category as of 25/10/2018.
5194	- Transfer to the Surveillance Category as of 25/10/2018.
5197	- Transfer to the Surveillance Category as of 07/11/2018.
5216	- Suspension of trading as of 01/10/2019.
5232	- Transfer to the Under Surveillance Category from 08/04/2011.
5233	- Suspension of trading as of 13/05/2020.
5241	- Suspension of trading as of 26/06/2020.
5243	- Suspension of trading as of 01/07/2020.
5248	- Transfer to the Surveillance Category as of 06/09/20116.
5253	- Transfer to the Surveillance Category as of 14/5/2021.
5266	- Suspension of trading as of 04/05/2022.
5273	- Share capital increase in progress through a rights issue. Rights' trading period on ATHEX: 04/01/2023-20/01/2023, pre-emption rights' subscription period: 04/01/2023 - 25/01/2023.

Securities Blocks Details

Securities	Block Volume	Price	Block Trade Value	Time of approval	Note
EUROBANK HOLDINGS (CR)	483,207	1.19	574,049.92	11:30:36	20
EUROBANK HOLDINGS (CR)	316,670	1.19	376,203.96	11:38:06	20
MYTILINEOS (CR)	28,999	22.22	644,357.78	11:40:27	20
MYTILINEOS (CR)	30,000	22.22	666,600.00	12:53:04	20
OPAP (CR)	500,000	13.20	6,600,000.00	13:38:11	20
OTE (CR)	33,738	14.67	494,936.46	16:01:40	20
EUROBANK HOLDINGS (CR)	566,230	1.20	678,909.77	17:11:02	20
GEK TERNA (CR)	393,944	11.72	4,617,023.68	17:11:31	20
MYTILINEOS (CR)	1,020,000	22.66	23,113,200.00	17:11:44	20
LAVIPHARM SA (CR)	700,000	0.458	320,600.00	17:12:08	20
P.P.A. S.A. (CR)	180,000	17.04	3,067,200.00	17:12:42	20
PREMIA (CR)	250,000	1.10	273,750.00	17:13:15	20
PIRAEUS FINANCIAL HOLD (CR)	400,000	1.80	720,000.00	17:13:45	20

Blocks Notes

9 - Method 6-1 / Special Fees

10 - Method 6-1 / Special Fees, SDS

14 - Method 6-3 / Settlement, Incomplete Buy and Sell

18 - Method 6-2 / SPOT 1

19 - Method 6-2 / SPOT 2

20 - Method 6-1 and Method 6-1 Same Day Settlement

21 - Other Pre-agreed

Shares Rights Details

Occurred date	Exercise from	Exercise until	Trading until	Rights	Price min	Price max	Closing price	Last Bid	Last Ask	Volume	Trades	Transactions Value
30/12/2022	04/01/2023	25/01/2023	20/01/2023	INTRAKAT S.A. (CR)	---	---	---	---	---	---	---	---

Forced Sales Details

Securities	Category of Security	Transactions Volume	Number of Trades	Transactions Value	Note
------------	----------------------	------------------------	---------------------	-----------------------	------

No Forced Transactions.

Forced Sales Notes

- 1 - Compulsory Public Forced Sales
- 2 - Forced Sales of Fixed Registered Shares
- 3 - Forced Sales of Remaining Fractional Shares

Exchange Traded Funds (ETFs) Characteristics

	Transactions Date (T)	Creation / Redemption	Units (T-1)	New Units (T-1)	Redemption Units (T-1)	Units (T) [1]	Fund Assets [2]	Net Unit Price	Dividend per Unit	Dividend Date
ALPHA ETF FTSE Athex Large Cap	23/01/2023	5,000	906,928	---	---	906,928	21,660,270.00	23.8831	0.52	01/07/2022

ETFs Notes

[1] - Units (T) = Units (T-1) + New Units (T-1) - Redemption Units (T-1)

[2] - The Creation / Redemption Units of T-1 are included.

Non Convertible Corporate Bonds - Regulated Market

Num Listed Bonds	Nominal price	Issue price	Today's Rate	Exp. Date	Duration (years)	Note	Coupon		Trading Unit	Corporate Bonds	Accrued Int.	Yield.T.Mat	Price min	Price max	Closing price	Previous closing price/date	Volume	Transactions Value	Last order		ear min	Year max		
							Common	Preferred											Price	Buy / Sell			Date	
100,000	1,000.00	1,000.00	2.95	11/02/2027	5	---	2	---	1	SAFE BULKERS PARTICIPATIONS PLC (Non Convertible)	13.6847	4.6290	93.7489	93.7489	93.7489	93.7500	20/01/2023	1,000	951.17	93.1500	B	23/01/2023	92.4500	94.7000
320,000	1,000.00	1,000.00	3.40	21/07/2027	7	---	6	---	1	LAMDA DEVELOPMENT S.A. (Non Convertible)	0.1889	4.6260	92.9800	94.4900	93.8800	93.5400	20/01/2023	59,000	55,135.34	93.0001	B	23/01/2023	92.4165	94.5000
200,000	1,000.00	1,000.00	2.10	27/10/2027	7	---	5	---	1	O.P.A.P. S.A. (Non Convertible)	5.2500	3.3670	94.0000	94.4999	94.0714	93.8160	20/01/2023	7,000	6,621.75	93.5000	B	23/01/2023	92.3100	95.4000
200,000	1,000.00	1,000.00	1.90	23/03/2028	7	---	4	---	1	MOTOR OIL CORINTH REFINERIES SA (Non Convertible)	6.5444	4.3380	88.5000	89.1000	88.9355	88.6190	20/01/2023	86,000	77,047.32	88.8000	B	23/01/2023	88.2600	90.5000
100,000	1,000.00	1,000.00	2.70	25/05/2026	5	---	4	---	1	COSTAMARE PARTICIPATIONS PLC (Non Convertible)	4.5750	4.9300	92.1400	93.9999	92.8823	93.6000	20/01/2023	21,000	19,601.36	93.0001	B	23/01/2023	92.1400	97.0000
300,000	1,000.00	1,000.00	2.30	20/07/2028	7	---	4	---	1	PRODEA REIC S.A.(Non Convertible)	0.3194	5.7410	83.3600	85.0000	84.6250	84.2750	20/01/2023	111,000	93,816.86	84.4000	B	23/01/2023	82.0100	85.8000
150,000	1,000.00	1,000.00	2.65	22/10/2026	5	---	3	---	1	CPLP SHIPPING HOLDINGS PLC (Non Convertible)	6.8458	4.3490	93.9000	94.0000	93.9820	93.8000	20/01/2023	75,000	70,999.94	94.0001	B	23/01/2023	92.5500	95.5000
250,000	1,000.00	1,000.00	2.45	16/11/2028	7	---	3	---	1	ELVALHALCOR S.A. (Non Convertible)	4.7639	4.9300	87.0000	88.0000	88.0000	88.6890	20/01/2023	62,000	54,590.66	87.8000	B	23/01/2023	87.0000	91.0000
500,000	1,000.00	1,000.00	2.75	03/07/2027	7	---	6	---	1	GEK TERNA S.A. (Non Convertible)	1.6806	5.5370	88.2999	88.7000	88.5253	88.4350	20/01/2023	129,000	114,341.76	88.5000	B	23/01/2023	88.0000	90.3000
300,000	1,000.00	1,000.00	2.30	14/12/2028	7	---	3	---	1	GEK TERNA S.A. (Non Convertible)	2.6833	5.4990	83.8501	85.3499	84.9662	84.4720	20/01/2023	37,000	31,536.78	85.2000	B	23/01/2023	83.8501	87.4500
175,000	1,000.00	1,000.00	3.40	26/07/2024	5	---	7	---	1	ATTICA HOLDINGS S.A. (Non Convertible)	17.2833	4.2710	97.8000	98.1000	98.0126	98.0000	19/01/2023	222,000	221,424.90	97.8500	B	23/01/2023	97.2993	98.5000
230,000	1,000.00	1,000.00	4.70	12/07/2029	7	---	2	---	1	LAMDA DEVELOPMENT S.A. (Non convertible)	1.6972	4.5840	99.9500	100.0000	99.9990	99.8000	20/01/2023	49,000	49,082.66	99.9500	B	23/01/2023	98.5000	100.4000
100,000	1,000.00	1,000.00	4.40	26/07/2029	7	---	1	---	1	CPLP SHIPPING HOLDINGS PLC (Non Convertible)	22.3667	4.4910	99.0000	99.1000	99.0333	99.0170	19/01/2023	9,000	9,114.30	99.0001	B	23/01/2023	98.4673	100.8000
200,000	1,000.00	1,000.00	3.60	12/03/2026	7	---	8	---	1	AEGEAN AIRLINES S.A. (Non Convertible)	13.5000	4.5330	95.6300	96.5000	95.6301	96.5000	20/01/2023	69,000	67,209.21	95.6301	B	23/01/2023	95.6301	97.0000
150,000	1,000.00	1,000.00	2.60	22/10/2026	7	---	7	---	1	TERNA ENERGY FINANCE S.A. (Non Convertible)	6.7167	4.3730	93.0000	93.1000	93.0000	93.2930	20/01/2023	22,000	20,617.77	93.0000	B	23/01/2023	92.5000	94.3999
100,000	1,000.00	1,000.00	2.80	25/01/2027	5	---	2	---	1	PREMIA S.A. (Non Convertible)	---	6.2610	---	---	---	88.2150	19/01/2023	---	---	88.1251	B	23/01/2023	88.2149	90.0000
120,000	1,000.00	1,000.00	3.95	04/04/2025	7	---	10	---	1	GEK TERNA S.A. (Non Convertible)	12.3986	3.5870	---	---	---	99.3250	20/01/2023	---	---	98.5500	B	23/01/2023	98.8862	99.5000
90,000	1,000.00	1,000.00	3.00	11/05/2023	5	---	10	---	1	CORAL A.E. (Non Convertible)	6.2500	2.6380	---	---	---	99.9960	18/01/2023	---	---	99.3600	B	23/01/2023	99.3730	100.2000

Corporate Bonds Notes

Transactions Volume = (Pieces) * (Nominal Price). Transactions Value = (Pieces) * (Nominal Price) * (price %) + (Accrued interest).

The price of a Bond is stated as a percentage (%) of Bond's Nominal Price.

Nominal Price in Euros (€), except if it is noted differently.

Non Convertible Corporate Bonds - Regulated Market

Num Listed Bonds	Nominal price	Issue price	Today's Rate	Exp. Date	Duration (years)	Note	Coupon		Trading Unit	Corporate Bonds	Accrued Int.	Yield.T.Mat	Price min	Price max	Closing price	Previous closing price/date	Volume	Transactions Value	Last order			ear min	Year max	
							Common	Preferred											Price	Buy / Sell	Date			
20,148	1,000.00	1,000.00	4.95	26/06/2023	5	---	10	---	1	B&F COMM. & GARM. INDUS. S.A. (Non Convertible)	3.9875	4.0150	---	---	---	100.0050	19/01/2023	---	---	97.0000	B	23/01/2023	100.0000	100.6899
120,000	1,000.00	1,000.00	2.65	06/12/2028	7	---	3	---	1	NOVAL PROPERTY REIC (Non Convertible)	3.6806	5.3180	87.0000	87.9800	87.2000	87.7000	20/01/2023	51,000	44,737.41	87.0001	B	23/01/2023	85.5384	90.8700

Corporate Bonds Notes

Transactions Volume = (Pieces) * (Nominal Price). Transactions Value = (Pieces) * (Nominal Price) * (price %) + (Accrued interest).

The price of a Bond is stated as a percentage (%) of Bond's Nominal Price.

Nominal Price in Euros (€), except if it is noted differently.

Government Bonds

Number Listed Bonds	Nominal price	Today's Rate	Accrued Interest Calc	Exp. Date [1]	Duration (years)	Note	Coupons Date	Curr. coupon value	Trading Unit	Government Bonds	Price min	Price max	Closing price	Previous closing price/date	Volume	Transactions Value	Price	Last order Buy / Sell	Date
4,500,000	1,000.00	1.88	Actual/Actual	04/02/2035	15	---	04/02	1.88	1	GGB-FXD-040235-15Y-1.875-1.000	---	---	---	---	---	---	---	---	---
2,500,000	1,000.00	3.45	Actual/Actual	02/04/2024	5	---	02/04	3.45	1	GGB-FXD-020424-05Y-3.450-1.000	---	---	---	---	---	---	---	---	---
6,000,000	1,000.00	0.75	Actual/Actual	18/06/2031	10	---	18/06	0.75	1	GGB-FXD-180631-10Y-0.750-1.000	---	---	---	---	---	---	---	---	---
4,355,990,324	1.00	3.50	Actual/Actual	30/01/2023	5	---	01/02 - 31/01	3.50	1	GGB-FXD-300123-05Y-3.500-1.000	---	---	---	94.5720 13/07/2018	---	---	1.0000	B	28/11/2018
5,962,747,327	1.00	3.75	Actual/Actual	30/01/2028	10	---	/02 - 01/02 - 31/	3.75	1	GGB-FXD-300128-10Y-3.750-1.000	---	---	---	85.4610 13/07/2018	---	---	1.0000	B	28/11/2018
7,067,309,386	1.00	3.90	Actual/Actual	30/01/2033	15	---	/02 - 01/02 - 31/	3.90	1	GGB-FXD-300133-15Y-3.900-1.000	---	---	---	78.6730 13/07/2018	---	---	1.0000	B	28/11/2018
5,472,848,349	1.00	4.00	Actual/Actual	30/01/2037	19	---	/02 - 01/02 - 31/	4.00	1	GGB-FXD-300137-19Y-4.000-1.000	---	---	---	77.0370 13/07/2018	---	---	1.0000	B	28/11/2018
5,276,770,669	1.00	4.20	Actual/Actual	30/01/2042	24	---	/02 - 01/02 - 31/	4.20	1	GGB-FXD-300142-24Y-4.200-1.000	---	---	---	77.7640 13/07/2018	---	---	1.0000	B	28/11/2018
119,550,565	1.00	4.30	Actual/Actual	24/02/2023	11	---	24/02	4.30	1	GGB-FXD-240223-11Y-2.000-1.000	---	---	---	10.0000 22/06/2015	---	---	10.0000	B	11/07/2019
48,794,718	1.00	4.30	Actual/Actual	24/02/2024	12	---	24/02	4.30	1	GGB-FXD-240224-12Y-2.000-1.000	---	---	---	10.0000 22/06/2015	---	---	---	---	---
40,248,141	1.00	4.30	Actual/Actual	24/02/2025	13	---	24/02	4.30	1	GGB-FXD-240225-13Y-2.000-1.000	---	---	---	10.0000 22/06/2015	---	---	---	---	---
59,586,043	1.00	4.30	Actual/Actual	24/02/2026	14	---	24/02	4.30	1	GGB-FXD-240226-14Y-2.000-1.000	---	---	---	10.0000 22/06/2015	---	---	---	---	---
41,118,344	1.00	4.30	Actual/Actual	24/02/2027	15	---	24/02	4.30	1	GGB-FXD-240227-15Y-2.000-1.000	---	---	---	10.0000 22/06/2015	---	---	---	---	---
45,137,734	1.00	4.30	Actual/Actual	24/02/2028	16	---	24/02	4.30	1	GGB-FXD-240228-16Y-2.000-1.000	---	---	---	10.0000 22/06/2015	---	---	---	---	---
61,768,888	1.00	4.30	Actual/Actual	24/02/2029	17	---	24/02	4.30	1	GGB-FXD-240229-17Y-2.000-1.000	---	---	---	10.0000 22/06/2015	---	---	---	---	---
54,567,744	1.00	4.30	Actual/Actual	24/02/2030	18	---	24/02	4.30	1	GGB-FXD-240230-18Y-2.000-1.000	---	---	---	10.0000 22/06/2015	---	---	---	---	---
37,541,515	1.00	4.30	Actual/Actual	24/02/2031	19	---	24/02	4.30	1	GGB-FXD-240231-19Y-2.000-1.000	---	---	---	10.0000 22/06/2015	---	---	---	---	---
37,558,317	1.00	4.30	Actual/Actual	24/02/2032	20	---	24/02	4.30	1	GGB-FXD-240232-20Y-2.000-1.000	---	---	---	10.0000 22/06/2015	---	---	---	---	---
37,473,732	1.00	4.30	Actual/Actual	24/02/2033	21	---	24/02	4.30	1	GGB-FXD-240233-21Y-2.000-1.000	---	---	---	10.0000 22/06/2015	---	---	---	---	---
33,888,293	1.00	4.30	Actual/Actual	24/02/2034	22	---	24/02	4.30	1	GGB-FXD-240234-22Y-2.000-1.000	---	---	---	10.0000 22/06/2015	---	---	---	---	---
35,177,800	1.00	4.30	Actual/Actual	24/02/2035	23	---	24/02	4.30	1	GGB-FXD-240235-23Y-2.000-1.000	---	---	---	10.0000 22/06/2015	---	---	---	---	---
35,547,268	1.00	4.30	Actual/Actual	24/02/2036	24	---	24/02	4.30	1	GGB-FXD-240236-24Y-2.000-1.000	---	---	---	10.0000 22/06/2015	---	---	---	---	---
40,246,306	1.00	4.30	Actual/Actual	24/02/2037	25	---	24/02	4.30	1	GGB-FXD-240237-25Y-2.000-1.000	---	---	---	10.0000 22/06/2015	---	---	---	---	---
37,643,952	1.00	4.30	Actual/Actual	24/02/2038	26	---	24/02	4.30	1	GGB-FXD-240238-26Y-2.000-1.000	---	---	---	10.0000 22/06/2015	---	---	---	---	---
36,977,100	1.00	4.30	Actual/Actual	24/02/2039	27	---	24/02	4.30	1	GGB-FXD-240239-27Y-2.000-1.000	---	---	---	10.0000 22/06/2015	---	---	---	---	---
41,615,000	1.00	4.30	Actual/Actual	24/02/2040	28	---	24/02	4.30	1	GGB-FXD-240240-28Y-2.000-1.000	---	---	---	10.0000 22/06/2015	---	---	---	---	---
42,227,208	1.00	4.30	Actual/Actual	24/02/2041	29	---	24/02	4.30	1	GGB-FXD-240241-29Y-2.000-1.000	---	---	---	10.0000 22/06/2015	---	---	---	---	---
68,288,487	1.00	4.30	Actual/Actual	24/02/2042	30	---	24/02	4.30	1	GGB-FXD-240242-30Y-2.000-1.000	---	---	---	10.0000 22/06/2015	---	---	---	---	---
4,000,000	1,000.00	3.88	Actual/Actual	12/03/2029	10	---	12/03	3.88	1	GGB-FXD-120329-10Y-3.875-1.000	---	---	---	---	---	---	100.0000	B	15/10/2019
4,500,000	1,000.00	0.00	Actual/Actual	12/02/2026	5	---	12/02	0.00	1	GGB-FXD-120226-05Y-0.000-1.000	---	---	---	---	---	---	---	---	---
3,000,000	1,000.00	3.38	Actual/Actual	15/02/2025	7	---	15/02	3.38	1	GGB-FXD-150225-07Y-3.375-1.000	---	---	---	---	---	---	---	---	---
250,250	1,000.00	2.90	Actual/Actual	20/03/2023	4	---	20/03	2.90	1	GGB-FXD-200323-04Y-2.900-1.000	---	---	---	---	---	---	---	---	---
964,000	1,000.00	3.25	Actual/Actual	20/03/2025	6	---	20/03	3.25	1	GGB-FXD-200325-06Y-3.250-1.000	---	---	---	---	---	---	---	---	---
2,100,000	1,000.00	3.55	Actual/Actual	20/03/2026	7	---	20/03	3.55	1	GGB-FXD-200326-07Y-3.550-1.000	---	---	---	---	---	---	---	---	---

Government Bonds Notes

Transactions Volume = (Pieces) * (Nominal Price). Transactions Value = (Pieces) * (Nominal Price) * (price %) + (Accrued interest).

The Value of current coupon for the issues with NV 0.01 euro refers to NV 100 euros

FLR: Floating Interest Rate.

[1] - The Expiration Date of the interest bearing period and the Date for coupon payment.

Government Bonds

Number Listed Bonds	Nominal price	Today's Rate	Accrued Interest Calc	Exp. Date [1]	Duration (years)	Note	Coupons Date	Curr. coupon value	Trading Unit	Government Bonds	Price min	Price max	Closing price	Previous closing price/date	Volume	Transactions Value	Price	Last order Buy / Sell	Date
40,000	1,000.00	2.18	FLR	Actual/360	16/09/2023	1	---	16/03 - 16/09	---	1	GGB-FLT-160923-01Y-2.178-1.000	---	---	---	---	---	---	---	---
5,500,000	1,000.00	1.50		Actual/Actual	18/06/2030	10	---	18/06	1.50	1	GGB-FXD-180630-10Y-1.500-1.000	---	---	---	---	---	---	---	---
5,364,250	1,000.00	3.25		Actual/Actual	20/03/2050	30	---	20/03	3.25	1	GGB-FXD-200350-30Y-3.250-1.000	---	---	---	---	---	---	---	---
3,924,361	1,000.00	2.00		Actual/Actual	22/04/2027	7	---	22/04	2.00	1	GGB-FXD-220427-07Y-2.000-1.000	---	---	---	---	---	99.9000	B	22/04/2020
2,500,000	1,000.00	1.88		Actual/Actual	23/07/2026	7	---	23/07	1.88	1	GGB-FXD-230726-07Y-1.875-1.000	---	---	---	---	---	---	---	---
3,500,000	1,000.00	1.88		Actual/Actual	24/01/2052	30	---	24/01	1.88	1	GGB-FXD-240152-30Y-1.875-1.000	---	---	---	---	---	---	---	---
3,700,000	1,000.00	1.75		Actual/Actual	18/06/2032	10	---	18/06	1.75	1	GGB-FXD-180632-10Y-1.750-1.000	---	---	---	---	---	---	---	---
2,200,000	1,000.00	1.13	FLR	Actual/360	15/12/2027	5	---	- 15/12 - 15/03 -	---	1	GGB-FLT-151227-05Y-1.130-1.000	---	---	---	---	---	102.1600	B	30/12/2022

Government Bonds Notes

Transactions Volume = (Pieces) * (Nominal Price). Transactions Value = (Pieces) * (Nominal Price) * (price %) + (Accrued interest).

The Value of current coupon for the issues with NV 0.01 euro refers to NV 100 euros

FLR: Floating Interest Rate.

[1] - The Expiration Date of the interest bearing period and the Date for coupon payment.

Treasury Bills & Zero Coupon Government Bonds

Issue Date	13-Week Maturity									26-Week Maturity									52-Week Maturity								
	Exp. Date	Initial Rate	Num Listed Bonds	Nominal price	Issue price	Last Trade Price	Last Trade Date	Volume Traded	Note	Exp. Date	Initial Rate	Num Listed Bonds	Nominal price	Issue price	Last Trade Price	Last Trade Date	Volume Traded	Note	Exp. Date	Initial Rate	Num Listed Bonds	Nominal price	Issue price	Last Trade Price	Last Trade Date	Volume Traded	Note
11/03/2022	---	---	---	---	---	---	---	---	---	---	---	---	---	---	---	---	---	---	10/03/2023	-0.23	1,000,000	1,000.00	1,002.30	---	---	---	---
10/06/2022	---	---	---	---	---	---	---	---	---	---	---	---	---	---	---	---	---	---	09/06/2023	0.83	1,600,000	1,000.00	991.68	---	---	---	---
09/09/2022	---	---	---	---	---	---	---	---	---	---	---	---	---	---	---	---	---	---	08/09/2023	1.97	1,000,000	1,000.00	980.47	---	---	---	---
09/12/2022	---	---	---	---	---	---	---	---	---	---	---	---	---	---	---	---	---	---	08/12/2023	2.73	600,000	1,000.00	973.10	---	---	---	---

Bonds in Circulation	Currency / Min nominal traded Value	Coupons Payment Date	Current Coupon Value	Note	Coupon	Trading Unit	Issue Date	Duration (years)	Today's Interest	A.I.C in days	Bonds	Last price of previous days		Last Outcry in Cash (euro)			Trades in Pieces	Life min	Life Max
												Price	Buy / Sell	Price	Buy / Sell	Date			
Corporate Bonds in Foreign Currency and Euro																			
103,746	GBP / 10	01/12	0.25	---	64	1	01/12/1930	98	2.5	360	National Mortgage Bank	2.27	05/02/1996	2.27	S	05/02/1996	---	2.27	2.27
0	GBP / 10	01/12	0.25	---	66	1	01/12/1928	100	2.5	360	National Mortgage Bank	---	---	---	---	---	---	---	---

Government Bonds Notes

A.I.C: Accrued Interest Calculation base.

FLR: Floating Interest Rate.

The minimum tradeable Nominal Value for all Demeterialised Government Titles is 100 Euros.

(μφρ-0)

Athex & ATHEXClear Members List

Member Name				Stock Market			Derivatives Market		ATHEXClear Member	
	Address	Phone	Fax	Market Member	Remote Member	Market Maker	Proprietary	Market Maker	General Clearing	Direct Clearing
A. SARRIS SECURITIES S.A.				a						
6, ΔΡΑΓΑΤΣΑΝΙΟΥ 6 ΑΘΗΝΑ	2103367700									
ΑΕΟΝIC SECURITIES C.I.F. P.L.C.				a						
, ΛΑΪΟΥ 6, ΓΡ. 301B, ANNA COURT	35725337600									
ALPHA BANK S.A.									a	
, ΣΤΑΔΙΟΥ 40 ΑΘΗΝΑ	2103260000									
ALPHA FINANCE INVESTMENT SERVICES SINGLE MEMBER SA				a		a	a	a		a
5, ΠΑΝΕΠΙΣΤΗΜΙΟΥ 45 ΑΘΗΝΑ	2103677400									
ARGUS STOCKBROKERS LTD				a	a		a			
25, 25 ΛΕΩΦΟΡΟΣ ΔΗΜΟΣΘΕΝΗ ΣΕΒΕΡΗ	0035722717000									
ATLANTIC SECURITIES LTD				a	a					
37, ΠΡΟΔΡΟΜΟΥ 37	0035722445400									
AXON SECURITIES S.A.				a			a			
48, ΣΤΑΔΙΟΥ 48 ΑΘΗΝΑ	2103363800									
BETA SECURITIES S.A.				a		a	a			a
29, Λ. ΑΛΕΞΑΝΔΡΑΣ 29 ΑΘΗΝΑ	2106478930									
BNP PARIBAS S.A.									a	
, ΛΑΜΨΑΚΟΥ 2 ΑΘΗΝΑ	2107468525									
BOFA SECURITIES EUROPE SA				a	a					
, 112 AVENUE KL'BER 75116	+33 153655555									
CAPITAL SECURITIES S.A.				a			a			
58, ΜΗΤΡΟΠΟΛΕΩΣ 58 ΑΘΗΝΑ	2103369700									
CITIGROUP GLOBAL MARKETS EUROPE AG				a	a					
16, REUTERWEG 16	+49 691366-0									
CITIGROUP GLOBAL MARKETS LIMITED				a						
1, 33 CANADA SQUARE -CANARY WHARF	+44 02079864000									
CREDIT SUISSE BANK (EUROPE), S.A.				a	a					
, CALLE AYALA 42, 3A PLANTA-B MADRID	+34917916000									
CREDIT SUISSE SECURITIES (EUROPE) LIMITED				a						
1, ONE CABOT SQUARE LONDON	+44 2078888888									
CYCLOS SECURITIES S.A.				a			a			
39, ΠΑΝΕΠΙΣΤΗΜΙΟΥ 39 ΑΘΗΝΑ	2103364300									
DEUTSCHE BANK S.A.					a					
1, GREAT WINCHESTER STREET LONDON	+44 20 754 54209	00441133361437								
EUROBANK EQUITIES INVESTMENT FIRM SINGLE MEMBER SA				a		a	a	a		a
, ΦΙΛΕΛΛΗΝΩΝ 10 & ΞΕΝΟΦΩΝΤΟΣ 13 ΑΘΗΝΑ	2103720425									
EUROBANK S.A.									a	
, ΟΘΩΝΟΣ 8 ΑΘΗΝΑ	2103337000									
EUROCORP INVESTMENT SERVICES S.A.				a			a			a
14, ΠΛ.ΦΙΛΙΚΗΣ ΕΤΑΙΡΕΙΑΣ 14 ΑΘΗΝΑ	2107263600									
EUOTRUST INVESTMENT FIRM SA				a						
113, ΣΕΒΑΣΤΟΥΠΟΛΕΩΣ 113 ΑΘΗΝΑ	2103363100									
EUROXX SECURITIES S.A.				a		a	a	a		a
7, ΠΑΛΑΙΟΛΟΓΟΥ ΧΑΛΑΝΔΡΙ	(210)-6879400	(210)-6879401								
7, ΠΑΛΕΟΛΟΓΟΥ ΧΑΛΑΝΔΡΙ	+30 2106879400	210-6879401								
G. A. PERVANAS SECURITIES- INVESTMENT SERVICES S.A.				a						
7-9, ΣΟΦΟΚΛΕΟΥΣ 7-9 ΑΘΗΝΑ	2103727200									
GLOBAL CAPITAL SECURITIES & FINANCIAL SERVICES LTD				a	a					
50, Λ.ΑΡΧΙΕΠΙΣΚΟΠΟΥ ΜΑΚΑΡΙΟΥ Γ50	0035722710710									
HELLENIC AMERICAN SECURITIES S.A.				a		a	a			a
27, ΑΝΔΡΕΑ ΠΑΠΑΝΔΡΕΟΥ 27 ΜΑΡΟΥΣΙ	2103311100									
HELLENIC BANK (INVESTMENTS) LTD					a					
, ΑVE.KΥΡΙΑΚΟΥ ΜΑΤΣΙ 31 - ΡΟ ΒΟΧ 24747 ΝΙCΟSΙΑ	+357 22500100	357 22500110								
HSBC CONTINENTAL EUROPE									a	
109-111, Λ.ΜΕΣΟΓΕΙΩΝ 109-111	2106960000									
INDEX SECURITIES S.A.				a						
6, ΔΡΑΓΑΤΣΑΝΙΟΥ 6 ΑΘΗΝΑ	2103213920									
J. CHR. MAVRIKIS SECURITIES S.A.				a						
5, ΣΟΦΟΚΛΕΟΥΣ 5 ΑΘΗΝΑ	2103216730									
ΚΑΡΡΑ SECURITIES S.A.				a			a			
15, ΒΑΛΛΑΡΙΤΟΥ 15 ΑΘΗΝΑ	2103678600									
ΚΑΡΑΜΑΝΟΦ SECURITIES & INVESTMENT SERVICES S.A.				a						
2, ΠΛ.ΑΓ.ΘΕΟΔΩΡΩΝ 2 ΑΘΗΝΑ	2103212947									

Athex & ATHEXClear Members List

Member Name				Stock Market			Derivatives Market		ATHEXClear Member	
	Address	Phone	Fax	Market Member	Remote Member	Market Maker	Proprietary	Market Maker	General Clearing	Direct Clearing
LAIKI FINANCIAL SERVICES LTD					a					
26, AVE. VYRONOS NICOSIA	357 22367367	357 22718567								
LEON DEPOLAS SECURITIES S.A.				a		a	a			
1, ΧΡΗΣΤΟΥ ΛΑΔΑ 1 ATHINA	2103213276 -28									
MEGA EQUITY SECURITIES & FINANCIAL SERVICES PUBLIC LTD				a	a		a			
42-44, ΛΕΩΦ.ΓΡΙΒΑ ΔΙΓΕΝΗ 42-44	0035722711711									
MERIT SECURITIES S.A				a		a	a			a
5, ΣΟΦΟΚΛΕΟΥΣ 5 ATHINA	2103671880									
MERRILL LYNCH INTERNATIONAL				a						
2 , 2 KING EDWARD STREET LONDON	+44 20276281000									
N. CHRYSOCHOIDIS SECURITIES S.A.				a			a			a
7-9, ΣΟΦΟΚΛΕΟΥΣ 7-9 ATHINA	2103213913									
NATIONAL BANK OF GREECE S.A.				a			a		a	
86, ΑΙΟΛΟΥ STR. ATHINA	(210)-3341000	(210)-3228187								
68, ΑΚΑΔΙΜΙΑΣ STR. ATHINA	(210)-3328817	(210)-3328678								
NATIONAL SECURITIES SINGLE MEMBER SA				a		a	a	a		
66, ΛΕΩΦΟΡΟΣ ΑΘΗΝΩΝ 128-132 & ΙΦΙΓΕΝΙΑΣ ATHINA	2103328784									
NUNTIUS BROKERAGE AND INVESTMENT SERVICES S.A				a						
6, ΔΡΑΓΑΤΣΑΝΙΟΥ 6 ATHINA	2103350599									
ONE PLUS CAPITAL LIMITED				a	a					
, 75 PRODROMOU AVENUE NICOSIA 1307	35722873760									
OPTIMA BANK S.A.				a		a	a	a	a	
32 , ΑΙΓΙΑΛΕΙΑΣ 32 & ΠΑΡΑΔΕΙΣΟΥ ΜΑΡΟΥΣΙ	2108173663									
PANTELAKIS SECURITIES S.A.				a		a	a	a		
57, ΕΘΝΙΚΗΣ ΑΝΤΙΣΤΑΣΕΩΣ 57, ΚΤΙΡΙΟ Β CHALANDRI	2106965000									
PEGASUS SECURITIES S.A				a			a			
17 , ΒΑΛΛΩΡΙΤΟΥ 17 & ΑΜΕΡΙΚΗΣ ATHINA	2103670700									
PIRAEUS BANK S.A.				a			a		a	
, ΑΜΕΡΙΚΗΣ 4 ATHINA	2103335000									
PIRAEUS SECURITIES S. A.				a		a	a	a		a
10, ΣΤΑΔΙΟΥ 10 ATHINA	2103354100									
PROCHOICE SECURITIES LTD				a	a					
57, ΛΕΩΦ.ΣΠΥΡΟΥ ΚΥΠΡΙΑΝΟΥ 57, ΑΚΙΝΗΤΑ Φ	035724661192									
SHARELINK SECURITIES & FINANCIAL SERVICES LTD				a			a			
6 , HOUSE-ΘΕΟΤΟΚΗ 6 ΜΕΓΑΡΟ ΕΛΛΗΝΑ	+357 22554200									
SOCIETE GENERALE S.A.				a	a		a			
, 17 COURS VALMY, CEDEX	+157290504									
SOLIDUS SECURITIES S.A				a			a			a
64, ΛΟΥΙΖΗΣ ΡΙΑΝΚΟΥΡ 64 ATHINA	2106900600									
ST. EM. LAVRENTAKIS SECURITIES S.A.				a			a			
7-9, ΣΟΦΟΚΛΕΟΥΣ 7-9 ATHINA	2103213336									
THE CYPRUS INVESTMENT & SECURITIES CORPORATION LTD				a	a					
154, ΑΓΙΟΥ ΠΡΟΚΟΠΙΟΥ & ΠΟΣΕΙΔΩΝΟΣ 1	0035722121700									
UBS EUROPE SE				a	a					
, OPERNTURM, BOCKENHEIMER LANDSTRASSE 2-4	496921790									
UBS LIMITED					a					
1 , FINSBURY AVENUE LONDON	+44 2075687135									

List of Stocks under Market Making operations

Securities	Market Maker	Start Market Making	Stock Category	Suspension Status
MLS MULTIMEDIA SA (CR)				
	PIRAEUS SECURITIES S. A.	01/08/2019		
ALPHA ETF FTSE Athex Large Cap			Exchange Traded Funds (ETFs)	
	ALPHA FINANCE INVESTMENT SERVICES SINGLE MEMBER SA	02/01/1900		
	NATIONAL SECURITIES SINGLE MEMBER SA	02/01/1900		
ADMIE (IPTO) HOLDING S.A. (CR)			Main Market	
	EUROBANK EQUITIES INVESTMENT FIRM SINGLE MEMBER SA	24/05/2021		
	HELLENIC AMERICAN SECURITIES S.A.	09/03/2020		
	PIRAEUS SECURITIES S. A.	29/06/2017		
AEGEAN AIRLINES (CR)			Main Market	
	EUROBANK EQUITIES INVESTMENT FIRM SINGLE MEMBER SA	22/09/2020		
ALPHA SERVICES HOLD (CR)			Main Market	
	ALPHA FINANCE INVESTMENT SERVICES SINGLE MEMBER SA	29/02/2016		
	EUROBANK EQUITIES INVESTMENT FIRM SINGLE MEMBER SA	22/10/2006		
	HELLENIC AMERICAN SECURITIES S.A.	25/07/2014		
	LEON DEPOLAS SECURITIES S.A.	04/01/2016		
	MERIT SECURITIES S.A	03/09/2012		
	NATIONAL SECURITIES SINGLE MEMBER SA	02/01/1900		
	PIRAEUS SECURITIES S. A.	28/05/2009		
ALPHA TRUST (CR)			Main Market	
	LEON DEPOLAS SECURITIES S.A.	04/01/2021		
ANDROMEDA SA (CR)			Main Market	
	BETA SECURITIES S.A.	15/02/2021		
ATTICA BANK S.A. (CR)			Main Market	
	EUROXX SECURITIES S.A.	22/01/2016		
	PIRAEUS SECURITIES S. A.	20/09/2017		
AUTOHELLAS SA (CR)			Main Market	
	ALPHA FINANCE INVESTMENT SERVICES SINGLE MEMBER SA	01/07/2019		
	EUROXX SECURITIES S.A.	02/07/2018		
AVAX S.A. (CR)			Main Market	
	EUROBANK EQUITIES INVESTMENT FIRM SINGLE MEMBER SA	14/12/2015		
	PIRAEUS SECURITIES S. A.	01/02/2021		
AVE (CR)			Main Market	
	EUROXX SECURITIES S.A.	05/06/2020		
BRIQ PROPERTIES (CR)			Main Market	
	EUROBANK EQUITIES INVESTMENT FIRM SINGLE MEMBER SA	09/09/2019		
	LEON DEPOLAS SECURITIES S.A.	22/02/2021		
CC HBC AG (CR)			Main Market	
	BETA SECURITIES S.A.	08/03/2021		
	NATIONAL SECURITIES SINGLE MEMBER SA	02/01/1900		
	PIRAEUS SECURITIES S. A.	04/05/2015		
CENERGY HOLDINGS (CB)			Main Market	
	ALPHA FINANCE INVESTMENT SERVICES SINGLE MEMBER SA	02/01/2016		
	EUROBANK EQUITIES INVESTMENT FIRM SINGLE MEMBER SA	02/01/2016		
	OPTIMA BANK S.A.	14/03/2022		
	PANTELAKIS SECURITIES S.A.	27/12/2022		
CNL CAPITAL (CR)			Main Market	
	MERIT SECURITIES S.A	01/10/2018		
DIMAND (CR)			Main Market	
	ALPHA FINANCE INVESTMENT SERVICES SINGLE MEMBER SA	08/08/2022		
	EUROBANK EQUITIES INVESTMENT FIRM SINGLE MEMBER SA	08/08/2022		
EKTER SA (CR)			Main Market	
	BETA SECURITIES S.A.	26/09/2022		
	EUROBANK EQUITIES INVESTMENT FIRM SINGLE MEMBER SA	16/10/2017		
	LEON DEPOLAS SECURITIES S.A.	21/05/2018		
ELASTRON (CR)			Main Market	
	LEON DEPOLAS SECURITIES S.A.	20/02/2017		
ELLAKTOR (CR)			Main Market	
	ALPHA FINANCE INVESTMENT SERVICES SINGLE MEMBER SA	18/03/2019		
	EUROBANK EQUITIES INVESTMENT FIRM SINGLE MEMBER SA	01/06/2012		
	EUROXX SECURITIES S.A.	24/09/2018		
	NATIONAL SECURITIES SINGLE MEMBER SA	02/01/1900		
	PIRAEUS SECURITIES S. A.	22/10/2018		
ELTON SA (CR)			Main Market	
	BETA SECURITIES S.A.	03/09/2012		
	EUROBANK EQUITIES INVESTMENT FIRM SINGLE MEMBER SA	28/11/2022		

List of Stocks under Market Making operations

Securities	Stock Category
Market Maker	Start Market Making
ELVALHALCOR (CR)	Main Market
ALPHA FINANCE INVESTMENT SERVICES SINGLE MEMBER SA	07/05/2018
BETA SECURITIES S.A.	09/01/2023
EUROBANK EQUITIES INVESTMENT FIRM SINGLE MEMBER SA	07/05/2018
ENTERSOFT (CR)	Main Market
EUROBANK EQUITIES INVESTMENT FIRM SINGLE MEMBER SA	22/06/2020
EUROBANK HOLDINGS (CR)	Main Market
ALPHA FINANCE INVESTMENT SERVICES SINGLE MEMBER SA	09/01/2006
EUROBANK EQUITIES INVESTMENT FIRM SINGLE MEMBER SA	01/06/2012
HELLENIC AMERICAN SECURITIES S.A.	25/07/2014
LEON DEPOLAS SECURITIES S.A.	30/11/2018
MERIT SECURITIES S.A.	06/11/2017
NATIONAL SECURITIES SINGLE MEMBER SA	02/01/1900
PIRAEUS SECURITIES S. A.	28/09/2009
EYDAP S.A. (CR)	Main Market
ALPHA FINANCE INVESTMENT SERVICES SINGLE MEMBER SA	27/01/2020
EUROBANK EQUITIES INVESTMENT FIRM SINGLE MEMBER SA	10/06/2019
FOURLIS (CR)	Main Market
EUROBANK EQUITIES INVESTMENT FIRM SINGLE MEMBER SA	01/12/2016
PIRAEUS SECURITIES S. A.	06/03/2017
GEK TERNA (CR)	Main Market
BETA SECURITIES S.A.	08/03/2021
EUROBANK EQUITIES INVESTMENT FIRM SINGLE MEMBER SA	24/05/2021
PIRAEUS SECURITIES S. A.	29/08/2019
GR. SARANTIS S.A. (CR)	Main Market
BETA SECURITIES S.A.	14/05/2012
EUROBANK EQUITIES INVESTMENT FIRM SINGLE MEMBER SA	24/10/2016
HELLENIC EXCHANGES-A.S.E. (CR)	Main Market
HELLENIC AMERICAN SECURITIES S.A.	01/09/2014
NATIONAL SECURITIES SINGLE MEMBER SA	02/01/1900
PIRAEUS SECURITIES S. A.	04/05/2015
HELLENIQ ENERGY (CR)	Main Market
HELLENIC AMERICAN SECURITIES S.A.	14/09/2015
PIRAEUS SECURITIES S. A.	20/03/2017
IDEAL HOLDINGS (CR)	Main Market
EUROBANK EQUITIES INVESTMENT FIRM SINGLE MEMBER SA	07/06/2021
PIRAEUS SECURITIES S. A.	07/06/2021
INFORM P. LYKOS (CR)	Main Market
BETA SECURITIES S.A.	31/01/2022
INTERCONTINENTAL (CR)	Main Market
LEON DEPOLAS SECURITIES S.A.	03/06/2019
INTERLIFE G.C.I.(CR)	Main Market
BETA SECURITIES S.A.	24/10/2022
INTERWOOD-XYLEMPORIA (CR)	Main Market
EUROBANK EQUITIES INVESTMENT FIRM SINGLE MEMBER SA	05/07/2021
PANTELAKIS SECURITIES S.A.	01/07/2021
INTRAKAT (CR)	Main Market
PANTELAKIS SECURITIES S.A.	10/10/2022
JUMBO SA (CR)	Main Market
BETA SECURITIES S.A.	01/02/2021
EUROBANK EQUITIES INVESTMENT FIRM SINGLE MEMBER SA	25/05/2020
MERIT SECURITIES S.A.	06/11/2017
PIRAEUS SECURITIES S. A.	06/03/2017
KLOUKINAS - LAPPAS SA (CR)	Main Market
BETA SECURITIES S.A.	22/09/2014
OPTIMA BANK S.A.	02/01/2023
KRI-KRI S.A. (CR)	Main Market
EUROBANK EQUITIES INVESTMENT FIRM SINGLE MEMBER SA	07/05/2018
LEON DEPOLAS SECURITIES S.A.	16/01/2017
LAMDA DEVELOPMENT SA (CR)	Main Market
EUROBANK EQUITIES INVESTMENT FIRM SINGLE MEMBER SA	08/12/2014
PANTELAKIS SECURITIES S.A.	06/11/2017
PIRAEUS SECURITIES S. A.	29/06/2017
LAMPASA HOTEL SA (CR)	Main Market
LEON DEPOLAS SECURITIES S.A.	16/01/2017
MARFIN INVESTMENT GROUP (CR)	Main Market
EUROBANK EQUITIES INVESTMENT FIRM SINGLE MEMBER SA	23/03/2015
PIRAEUS SECURITIES S. A.	02/02/2009

List of Stocks under Market Making operations

Securities	Market Maker	Start Market Making	Stock Category
MOTOR OIL (CR)			Main Market
	BETA SECURITIES S.A.	08/03/2021	
	EUROBANK EQUITIES INVESTMENT FIRM SINGLE MEMBER SA	22/10/2006	
	LEON DEPOLAS SECURITIES S.A.	01/04/2019	
	MERIT SECURITIES S.A	25/02/2019	
	NATIONAL SECURITIES SINGLE MEMBER SA	02/01/1900	
	PIRAEUS SECURITIES S. A.	04/05/2015	
MPLE KEDROS (CR)			Main Market
	MERIT SECURITIES S.A	30/09/2022	
MYTILINEOS (CR)			Main Market
	ALPHA FINANCE INVESTMENT SERVICES SINGLE MEMBER SA	15/04/2019	
	BETA SECURITIES S.A.	11/04/2022	
	EUROBANK EQUITIES INVESTMENT FIRM SINGLE MEMBER SA	20/09/2017	
	MERIT SECURITIES S.A	25/02/2019	
	NATIONAL SECURITIES SINGLE MEMBER SA	02/01/1900	
	PIRAEUS SECURITIES S. A.	04/05/2015	
NATIONAL BANK (CR)			Main Market
	ALPHA FINANCE INVESTMENT SERVICES SINGLE MEMBER SA	09/01/2006	
	EUROBANK EQUITIES INVESTMENT FIRM SINGLE MEMBER SA	22/10/2006	
	HELLENIC AMERICAN SECURITIES S.A.	25/07/2014	
	LEON DEPOLAS SECURITIES S.A.	20/05/2015	
	MERIT SECURITIES S.A	03/09/2012	
	NATIONAL SECURITIES SINGLE MEMBER SA	02/01/1900	
	PIRAEUS SECURITIES S. A.	08/09/2008	
OPAP (CR)			Main Market
	ALPHA FINANCE INVESTMENT SERVICES SINGLE MEMBER SA	09/01/2006	
	BETA SECURITIES S.A.	11/04/2022	
	EUROBANK EQUITIES INVESTMENT FIRM SINGLE MEMBER SA	22/10/2006	
	HELLENIC AMERICAN SECURITIES S.A.	25/07/2014	
	MERIT SECURITIES S.A	20/03/2017	
	NATIONAL SECURITIES SINGLE MEMBER SA	02/01/1900	
	PIRAEUS SECURITIES S. A.	04/05/2015	
OTE (CR)			Main Market
	ALPHA FINANCE INVESTMENT SERVICES SINGLE MEMBER SA	09/01/2006	
	BETA SECURITIES S.A.	11/04/2022	
	EUROBANK EQUITIES INVESTMENT FIRM SINGLE MEMBER SA	22/10/2006	
	HELLENIC AMERICAN SECURITIES S.A.	25/07/2014	
	LEON DEPOLAS SECURITIES S.A.	20/04/2015	
	MERIT SECURITIES S.A	20/03/2017	
	NATIONAL SECURITIES SINGLE MEMBER SA	02/01/1900	
	PIRAEUS SECURITIES S. A.	08/09/2008	
P.P.A. S.A. (CR)			Main Market
	EUROBANK EQUITIES INVESTMENT FIRM SINGLE MEMBER SA	06/02/2019	
PAPOUTSANIS (CR)			Main Market
	BETA SECURITIES S.A.	25/11/2013	
PETROPOULOS PETROS (CR)			Main Market
	EUROBANK EQUITIES INVESTMENT FIRM SINGLE MEMBER SA	01/04/2019	
	PANTELAKIS SECURITIES S.A.	16/03/2020	
PIRAEUS FINANCIAL HOLD (CR)			Main Market
	ALPHA FINANCE INVESTMENT SERVICES SINGLE MEMBER SA	15/04/2019	
	EUROBANK EQUITIES INVESTMENT FIRM SINGLE MEMBER SA	22/10/2006	
	EUROXX SECURITIES S.A.	15/02/2016	
	HELLENIC AMERICAN SECURITIES S.A.	25/07/2014	
	LEON DEPOLAS SECURITIES S.A.	30/11/2018	
	MERIT SECURITIES S.A	16/09/2013	
	NATIONAL SECURITIES SINGLE MEMBER SA	02/01/1900	
	PIRAEUS SECURITIES S. A.	16/02/2009	
PLAISIO COMPUTERS SA (CR)			Main Market
	EUROBANK EQUITIES INVESTMENT FIRM SINGLE MEMBER SA	02/03/2015	
PPC (CR)			Main Market
	ALPHA FINANCE INVESTMENT SERVICES SINGLE MEMBER SA	09/01/2006	
	BETA SECURITIES S.A.	01/02/2021	
	EUROBANK EQUITIES INVESTMENT FIRM SINGLE MEMBER SA	22/10/2006	
	HELLENIC AMERICAN SECURITIES S.A.	01/09/2014	
	MERIT SECURITIES S.A	06/11/2017	
	NATIONAL SECURITIES SINGLE MEMBER SA	02/01/1900	
	PIRAEUS SECURITIES S. A.	28/09/2009	

List of Stocks under Market Making operations

Securities	Market Maker	Start Market Making	Stock Category
PREMIA (CR)			Main Market
	BETA SECURITIES S.A.	01/06/2021	
	LEON DEPOLAS SECURITIES S.A.	05/12/2022	
	PANTELAKIS SECURITIES S.A.	23/12/2021	
PROFILE SA (CR)			Main Market
	PANTELAKIS SECURITIES S.A.	01/07/2019	
QUALITY & RELIABILITY SA (CR)			Main Market
	OPTIMA BANK S.A.	03/01/2023	
QUEST HOLDINGS (CR)			Main Market
	BETA SECURITIES S.A.	26/03/2018	
	EUROBANK EQUITIES INVESTMENT FIRM SINGLE MEMBER SA	28/01/2019	
SIDMA STEEL (CR)			Main Market
	LEON DEPOLAS SECURITIES S.A.	06/06/2022	
SPACE HELLAS SA (CR)			Main Market
	MERIT SECURITIES S.A	09/12/2022	
TECHNICAL OLYMPIC SA (CR)			Main Market
	BETA SECURITIES S.A.	04/04/2022	
TERNA ENERGY (CR)			Main Market
	EUROBANK EQUITIES INVESTMENT FIRM SINGLE MEMBER SA	24/05/2021	
	PIRAEUS SECURITIES S. A.	09/12/2019	
THRACE PLASTICS SA (CR)			Main Market
	ALPHA FINANCE INVESTMENT SERVICES SINGLE MEMBER SA	26/03/2018	
	EUROBANK EQUITIES INVESTMENT FIRM SINGLE MEMBER SA	26/03/2018	
TITAN CEMENT (CB)			Main Market
	BETA SECURITIES S.A.	01/02/2021	
	EUROBANK EQUITIES INVESTMENT FIRM SINGLE MEMBER SA	06/11/2019	
	PIRAEUS SECURITIES S. A.	18/01/2021	
TZIRAKIAN PROFIL (CR)			Main Market
	LEON DEPOLAS SECURITIES S.A.	19/07/2021	
UNIBIOS (CR)			Main Market
	LEON DEPOLAS SECURITIES S.A.	01/02/2021	
VIOHALCO SA/NV (CB)			Main Market
	ALPHA FINANCE INVESTMENT SERVICES SINGLE MEMBER SA	11/03/2008	
	EUROBANK EQUITIES INVESTMENT FIRM SINGLE MEMBER SA	04/03/2014	
	MERIT SECURITIES S.A	17/03/2014	

Underlying Asset				Derivatives Market													
Price max	Price min	Closing price	change	Delivery Month	Open price	Price max	Price min	Last price	Closing price	Last Bid	Last Ask	Fixing price*	Life high	Life low	Trades	Volume	Open Interest
FTSE/Athex Large Cap				(Trade Unit: 1 Index Point x 2€, Cash Settlement)													
2,424.17	2,376.48	2,420.94	1.87%	February 2023	2,385.00	2,426.00	2,378.00	2,426.00	2,426.00	---	---	---	2,426.00	---	224	1,755	4,638
				March 2023	2,391.00	2,423.00	2,390.75	2,417.50	2,417.50	---	---	---	2,436.50	---	11	247	78
				April 2023	---	---	---	---	2,388.50	---	---	---	---	---	---	---	---
				June 2023	---	---	---	---	2,396.00	---	---	---	---	---	---	---	---
				September 2023	---	---	---	---	2,408.00	---	---	---	---	---	---	---	---
				December 2023	---	---	---	---	2,420.00	---	---	---	---	---	---	---	---
FTSE/Athex Banks				(Trade Unit: 1 Index Point x 15€, Cash Settlement)													
749.04	725.04	747.90	3.15%	March 2023	738.00	747.50	738.00	746.50	746.50	---	---	---	747.50	---	13	58	230
				June 2023	---	---	---	---	731.00	---	---	---	---	---	---	---	---
				September 2023	---	---	---	---	734.75	---	---	---	---	---	---	---	---
				December 2023	---	---	---	---	738.25	---	---	---	---	---	---	---	---

Derivatives notes

Fixing prices and final open positions can be retrieved from the following path <http://www.helex.gr/el/web/guest/statistics-end-of-day-derivatives>

Underlying Asset				Derivatives Market													
Price max	Price min	Closing price	change	Delivery Month	Open price	Price max	Price min	Last price	Closing price	Last Bid	Last Ask	Fixing price*	Life high	Life low	Trades	Volume	Open Interest
ADMIE (IPTO) HOLDING S.A. (CR)				(Contract Size: 100 Securities, Physical Delivery)													
1.808	1.76	1.782	1.14%	March 2023	1.79	1.82	1.78	1.81	1.81	---	---	---	1.93	---	66	1,091	8,889
				June 2023	---	---	---	---	1.78	---	---	---	---	---	---	---	---
				September 2023	---	---	---	---	1.79	---	---	---	---	---	---	---	---
				December 2023	---	---	---	---	1.79	---	---	---	---	---	---	---	---
ALPHA SERVICES HOLD (CR)				(Contract Size: 100 Securities, Physical Delivery)													
1.21	1.1525	1.196	3.46%	March 2023	1.16	1.21	1.15	1.21	1.21	---	---	---	1.21	---	497	38,640	122,155
				June 2023	---	---	---	---	1.16	---	---	---	1.19	---	---	---	421
				September 2023	---	---	---	---	1.17	---	---	---	---	---	---	---	---
				December 2023	---	---	---	---	1.18	---	---	---	---	---	---	---	---
CC HBC AG (CR)				(Contract Size: 100 Securities, Physical Delivery)													
22.15	21.85	22.1	0.77%	March 2023	21.99	22.22	21.91	22.10	22.10	---	---	---	23.30	---	24	52	833
				June 2023	---	---	---	---	22.11	---	---	---	---	---	---	---	---
				September 2023	---	---	---	---	22.22	---	---	---	---	---	---	---	---
				December 2023	---	---	---	---	22.33	---	---	---	---	---	---	---	---
CENERGY HOLDINGS (CB)				(Contract Size: 100 Securities, Physical Delivery)													
3.545	3.44	3.5	2.64%	March 2023	3.47	3.54	3.47	3.50	3.50	---	---	---	3.54	---	21	159	5,920
				June 2023	---	---	---	---	3.44	---	---	---	---	---	---	---	---
				September 2023	---	---	---	---	3.46	---	---	---	---	---	---	---	---
				December 2023	---	---	---	---	3.47	---	---	---	---	---	---	---	---
ELLAKTOR (CR)				(Contract Size: 100 Securities, Physical Delivery)													
2.455	2.265	2.29	-0.44%	March 2023	2.34	2.44	2.28	2.31	2.31	---	---	---	2.44	---	110	395	1,075
				June 2023	---	---	---	---	2.32	---	---	---	---	---	---	---	---
				September 2023	---	---	---	---	2.33	---	---	---	---	---	---	---	---
				December 2023	---	---	---	---	2.34	---	---	---	---	---	---	---	---
EUROBANK HOLDINGS (CR)				(Contract Size: 100 Securities, Physical Delivery)													
1.203	1.1775	1.199	1.87%	March 2023	1.18	1.21	1.17	1.19	1.19	---	---	---	1.21	---	138	4,812	14,246
				June 2023	---	---	---	---	1.19	---	---	---	---	---	---	---	---
				September 2023	---	---	---	---	1.19	---	---	---	---	---	---	---	---
				December 2023	---	---	---	---	1.20	---	---	---	---	---	---	---	---
EYDAP S.A. (CR)				(Contract Size: 100 Securities, Physical Delivery)													
6.83	6.7	6.75	1.96%	March 2023	6.77	6.83	6.74	6.79	6.79	---	---	---	7.03	---	12	32	615
				June 2023	---	---	---	---	6.67	---	---	---	---	---	---	---	---
				September 2023	---	---	---	---	6.71	---	---	---	---	---	---	---	---
				December 2023	---	---	---	---	6.74	---	---	---	---	---	---	---	---

Derivatives notes

Fixing prices and final open positions can be retrieved from the following path <http://www.helex.gr/el/web/guest/statistics-end-of-day-derivatives>

Underlying Asset				Derivatives Market													
Price max	Price min	Closing price	change	Delivery Month	Open price	Price max	Price min	Last price	Closing price	Last Bid	Last Ask	Fixing price*	Life high	Life low	Trades	Volume	Open Interest
FOURLIS (CR)				(Contract Size: 100 Securities, Physical Delivery)													
3.605	3.535	3.57	0.00%	March 2023	3.62	3.62	3.58	3.60	3.60	---	---	---	3.62	---	9	39	1,206
				June 2023	---	---	---	---	3.60	---	---	---	---	---	---	---	---
				September 2023	---	---	---	---	3.62	---	---	---	---	---	---	---	---
				December 2023	---	---	---	---	3.64	---	---	---	---	---	---	---	---
GEK TERNA (CR)				(Contract Size: 100 Securities, Physical Delivery)													
11.9	11.66	11.72	0.34%	March 2023	11.75	11.93	11.75	11.85	11.85	---	---	---	11.93	---	28	207	9,029
				June 2023	---	---	---	---	11.78	---	---	---	---	---	---	---	---
				September 2023	---	---	---	---	11.83	---	---	---	---	---	---	---	---
				December 2023	---	---	---	---	11.89	---	---	---	---	---	---	---	---
HELLENIC EXCHANGES-A.S.E. (CR)				(Contract Size: 100 Securities, Physical Delivery)													
3.76	3.42	3.735	7.95%	March 2023	3.54	3.78	3.54	3.75	3.75	---	---	---	3.78	---	173	1,115	3,323
				June 2023	---	---	---	---	3.49	---	---	---	---	---	---	---	---
				September 2023	---	---	---	---	3.51	---	---	---	---	---	---	---	---
				December 2023	---	---	---	---	3.52	---	---	---	---	---	---	---	---
HELLENIQ ENERGY (CR)				(Contract Size: 100 Securities, Physical Delivery)													
7.43	7.2	7.26	0.55%	March 2023	7.28	7.43	7.20	7.30	7.30	---	---	---	7.57	---	20	33	1,709
				June 2023	---	---	---	---	7.28	---	---	---	---	---	---	---	---
				September 2023	---	---	---	---	7.32	---	---	---	---	---	---	---	---
				December 2023	---	---	---	---	7.35	---	---	---	---	---	---	---	---
INTRACOM HOLDINGS (CR)				(Contract Size: 100 Securities, Physical Delivery)													
1.872	1.81	1.854	1.65%	March 2023	1.83	1.89	1.82	1.88	1.88	---	---	---	1.93	---	93	382	4,432
				June 2023	---	---	---	---	1.84	---	---	---	---	---	---	---	---
				September 2023	---	---	---	---	1.85	---	---	---	---	---	---	---	---
				December 2023	---	---	---	---	1.86	---	---	---	---	---	---	---	---
JUMBO SA (CR)				(Contract Size: 100 Securities, Physical Delivery)													
16.88	16.31	16.4	-1.21%	March 2023	16.52	16.84	16.41	16.50	16.50	---	---	---	16.93	---	13	46	570
				June 2023	---	---	---	---	16.74	---	---	---	---	---	---	---	---
				September 2023	---	---	---	---	16.82	---	---	---	---	---	---	---	---
				December 2023	---	---	---	---	16.90	---	---	---	---	---	---	---	---
LAMDA DEVELOPMENT SA (CR)				(Contract Size: 100 Securities, Physical Delivery)													
5.935	5.67	5.85	3.18%	March 2023	5.74	5.96	5.70	5.87	5.87	---	---	---	5.99	---	140	580	5,546
				June 2023	---	---	---	---	5.53	---	---	---	5.88	---	---	---	561
				September 2023	---	---	---	---	5.74	---	---	---	---	---	---	---	---
				December 2023	---	---	---	---	5.77	---	---	---	---	---	---	---	---

Derivatives notes

Fixing prices and final open positions can be retrieved from the following path <http://www.helex.gr/el/web/guest/statistics-end-of-day-derivatives>

Underlying Asset				Derivatives Market													
Price max	Price min	Closing price	change	Delivery Month	Open price	Price max	Price min	Last price	Closing price	Last Bid	Last Ask	Fixing price*	Life high	Life low	Trades	Volume	Open Interest
MARFIN INVESTMENT GROUP (CR)				(Contract Size: 100 Securities, Physical Delivery)													
0.0464	0.0438	0.046	7.98%	March 2023	0.044	0.046	0.044	0.044	0.044	---	---	---	0.055	---	21	842	13,905
				June 2023	---	---	---	---	0.043	---	---	---	---	---	---	---	---
				September 2023	---	---	---	---	0.043	---	---	---	---	---	---	---	---
				December 2023	---	---	---	---	0.043	---	---	---	---	---	---	---	---
MOTOR OIL (CR)				(Contract Size: 100 Securities, Physical Delivery)													
22.96	21.64	22.54	1.53%	March 2023	22.00	22.90	21.90	22.46	22.46	---	---	---	23.78	---	65	137	892
				June 2023	---	---	---	---	22.51	---	---	---	22.42	---	---	---	1
				September 2023	---	---	---	---	22.49	---	---	---	---	---	---	---	---
				December 2023	---	---	---	---	22.61	---	---	---	---	---	---	---	---
MYTILINEOS (CR)				(Contract Size: 100 Securities, Physical Delivery)													
22.66	22.1	22.66	2.07%	March 2023	22.28	22.70	22.17	22.64	22.64	---	---	---	22.70	---	56	227	2,147
				June 2023	---	---	---	---	22.38	---	---	---	---	---	---	---	---
				September 2023	---	---	---	---	22.49	---	---	---	---	---	---	---	---
				December 2023	---	---	---	---	22.61	---	---	---	---	---	---	---	---
NATIONAL BANK (CR)				(Contract Size: 100 Securities, Physical Delivery)													
4.267	4.11	4.259	3.62%	March 2023	4.10	4.27	4.10	4.26	4.26	---	---	---	4.27	---	289	6,102	14,150
				June 2023	4.21	4.21	4.21	4.21	4.21	---	---	---	4.21	---	1	8	---
				September 2023	---	---	---	---	4.16	---	---	---	---	---	---	---	---
				December 2023	---	---	---	---	4.19	---	---	---	---	---	---	---	---
OPAP (CR)				(Contract Size: 100 Securities, Physical Delivery)													
13.31	13.16	13.24	0.38%	March 2023	13.22	13.30	13.20	13.25	13.25	---	---	---	13.50	---	32	140	1,560
				June 2023	---	---	---	---	13.30	---	---	---	---	---	---	---	---
				September 2023	---	---	---	---	13.36	---	---	---	---	---	---	---	---
				December 2023	---	---	---	---	13.43	---	---	---	---	---	---	---	---
OTE (CR)				(Contract Size: 100 Securities, Physical Delivery)													
14.7	14.51	14.7	1.17%	March 2023	14.59	14.75	14.57	14.63	14.63	---	---	---	15.12	---	106	376	8,867
				June 2023	---	---	---	---	14.65	---	---	---	---	---	---	---	---
				September 2023	---	---	---	---	14.72	---	---	---	---	---	---	---	---
				December 2023	---	---	---	---	14.80	---	---	---	---	---	---	---	---
P.P.A. S.A. (CR)				(Contract Size: 100 Securities, Physical Delivery)													
17.14	16.46	17.04	0.59%	March 2023	17.05	17.13	17.05	17.13	17.13	---	---	---	17.13	---	4	14	510
				June 2023	---	---	---	---	17.08	---	---	---	---	---	---	---	---
				September 2023	---	---	---	---	17.16	---	---	---	---	---	---	---	---
				December 2023	---	---	---	---	17.25	---	---	---	---	---	---	---	---

Derivatives notes

Fixing prices and final open positions can be retrieved from the following path <http://www.helex.gr/el/web/guest/statistics-end-of-day-derivatives>

Underlying Asset				Derivatives Market													
Price max	Price min	Closing price	change	Delivery Month	Open price	Price max	Price min	Last price	Closing price	Last Bid	Last Ask	Fixing price*	Life high	Life low	Trades	Volume	Open Interest
PIRAEUS FINANCIAL HOLD (CR)				(Contract Size: 100 Securities, Physical Delivery)													
1.819	1.7475	1.8035	4.79%	March 2023	1.74	1.83	1.74	1.82	1.82	---	---	---	1.83	---	426	21,336	40,373
				June 2023	1.84	1.84	1.83	1.83	1.83	---	---	---	1.84	---	2	4	22
				September 2023	---	---	---	---	1.74	---	---	---	---	---	---	---	---
				December 2023	---	---	---	---	1.75	---	---	---	---	---	---	---	---
PPC (CR)				(Contract Size: 100 Securities, Physical Delivery)													
7.275	6.955	7.24	4.93%	March 2023	7.02	7.31	7.00	7.31	7.31	---	---	---	7.43	---	228	1,028	27,528
				June 2023	---	---	---	---	6.96	---	---	---	---	---	---	---	---
				September 2023	---	---	---	---	6.99	---	---	---	---	---	---	---	---
				December 2023	---	---	---	---	7.03	---	---	---	---	---	---	---	---
TERNA ENERGY (CR)				(Contract Size: 100 Securities, Physical Delivery)													
20.48	20.14	20.38	0.20%	March 2023	20.30	20.50	20.30	20.46	20.46	---	---	---	21.10	---	45	163	8,104
				June 2023	---	---	---	---	20.51	---	---	---	---	---	---	---	---
				September 2023	---	---	---	---	20.61	---	---	---	---	---	---	---	---
				December 2023	---	---	---	---	20.71	---	---	---	---	---	---	---	---
TITAN CEMENT (CB)				(Contract Size: 100 Securities, Physical Delivery)													
13.86	13.52	13.66	1.79%	March 2023	13.63	13.90	13.63	13.73	13.73	---	---	---	14.09	---	8	26	821
				June 2023	---	---	---	---	13.53	---	---	---	---	---	---	---	---
				September 2023	---	---	---	---	13.60	---	---	---	---	---	---	---	---
				December 2023	---	---	---	---	13.67	---	---	---	---	---	---	---	---
VIOHALCO SA/NV (CB)				(Contract Size: 100 Securities, Physical Delivery)													
4.335	4.22	4.32	2.98%	March 2023	4.29	4.35	4.27	4.31	4.31	---	---	---	4.39	---	28	82	4,839
				June 2023	---	---	---	---	4.23	---	---	---	---	---	---	---	---
				September 2023	---	---	---	---	4.25	---	---	---	---	---	---	---	---
				December 2023	---	---	---	---	4.27	---	---	---	---	---	---	---	---

Derivatives notes

Fixing prices and final open positions can be retrieved from the following path <http://www.helex.gr/el/web/guest/statistics-end-of-day-derivatives>

FTSE/Athex Large Cap

(Trade Unit: 1 Index Point x 2€ - Exercise Style: European, Cash Settlement)

Call Options																Put Options																																								
February 2023								March 2023								Other Months				February 2023								March 2023								Other Months																				
Exercise Price	Open price	Price max	Price min	Last price	Closing price	Volume	Open Interest	Open price	Price max	Price min	Last price	Closing price	Volume	Open Interest	Volume	Open Interest	Open price	Price max	Price min	Last price	Closing price	Volume	Open Interest	Open price	Price max	Price min	Last price	Closing price	Volume	Open Interest	Volume	Open Interest	Exercise Price																							
1,725	-	-	-	-	-	-	-	0.00	0.00	0.00	-	725.00	-	-	-	-	-	-	-	-	-	-	-	0.00	0.00	0.00	-	0.02	-	-	-	-	1,725																							
1,750	-	-	-	-	-	-	-	0.00	0.00	0.00	-	701.00	-	-	-	-	-	-	-	-	-	-	-	0.00	0.00	0.00	-	0.01	-	-	-	-	1,750																							
1,775	-	-	-	-	-	-	-	0.00	0.00	0.00	-	676.00	-	-	-	-	-	-	-	-	-	-	-	0.00	0.00	0.00	-	0.02	-	-	-	-	1,775																							
1,800	-	-	-	-	-	-	-	0.00	0.00	0.00	-	651.00	-	-	-	-	-	-	-	-	-	-	-	0.00	0.00	0.00	-	0.03	-	-	-	-	1,800																							
1,825	-	-	-	-	-	-	-	0.00	0.00	0.00	-	626.00	-	-	-	-	-	-	-	-	-	-	-	0.00	0.00	0.00	-	0.01	-	-	-	-	1,825																							
1,850	-	-	-	-	-	-	-	0.00	0.00	0.00	-	601.00	-	-	-	-	-	-	-	-	-	-	-	0.00	0.00	0.00	-	0.01	-	-	-	-	1,850																							
1,875	-	-	-	-	-	-	-	0.00	0.00	0.00	-	576.00	-	-	-	-	-	-	-	-	-	-	-	0.00	0.00	0.00	-	0.02	-	-	-	-	1,875																							
1,900	-	-	-	-	-	-	-	0.00	0.00	0.00	-	551.00	-	-	-	-	-	-	-	-	-	-	-	0.00	0.00	0.00	-	0.04	-	-	-	-	1,900																							
1,925	-	-	-	-	-	-	-	0.00	0.00	0.00	-	526.00	-	-	-	-	-	-	-	-	-	-	-	0.00	0.00	0.00	-	0.07	-	-	-	-	1,925																							
1,950	0.00	0.00	0.00	-	419.00	-	-	0.00	0.00	0.00	-	501.00	-	-	-	-	0.00	0.00	0.00	-	0.01	-	-	0.00	0.00	0.00	-	0.12	-	-	-	-	1,950																							
1,975	0.00	0.00	0.00	-	394.00	-	-	0.00	0.00	0.00	-	476.00	-	-	-	-	0.00	0.00	0.00	-	0.03	-	-	0.00	0.00	0.00	-	0.21	-	-	-	-	1,975																							
2,000	0.00	0.00	0.00	-	369.00	-	-	0.00	0.00	0.00	-	452.00	-	-	-	-	0.00	0.00	0.00	-	0.06	-	-	0.00	0.00	0.00	-	0.35	-	-	-	-	2,000																							
2,050	0.00	0.00	0.00	-	320.00	-	-	0.00	0.00	0.00	-	402.00	-	-	-	-	0.00	0.00	0.00	-	0.26	-	-	0.00	0.00	0.00	-	0.87	-	-	-	-	2,050																							
2,100	0.00	0.00	0.00	-	270.00	-	-	0.00	0.00	0.00	-	354.00	-	-	-	-	0.00	0.00	0.00	-	0.88	-	-	0.00	0.00	0.00	-	2.00	-	-	-	-	2,100																							
2,150	0.00	0.00	0.00	-	222.00	-	20	0.00	0.00	0.00	-	306.00	-	-	-	-	0.00	0.00	0.00	-	2.50	-	52	0.00	0.00	0.00	-	4.10	-	-	-	-	2,150																							
2,200	0.00	0.00	0.00	-	176.00	-	20	0.00	0.00	0.00	-	260.00	-	-	-	-	6.00	0.00	6.00	6.00	6.00	50	26	0.00	0.00	0.00	-	7.90	-	-	-	-	2,200																							
2,250	0.00	0.00	0.00	-	133.00	-	20	0.00	0.00	0.00	-	216.00	-	-	-	-	0.00	0.00	0.00	-	13.75	-	46	0.00	0.00	0.00	-	14.00	-	-	-	-	2,250																							
2,300	0.00	0.00	0.00	-	96.00	-	42	151.00	151.00	151.00	151.00	151.00	20	-	-	-	0.00	0.00	0.00	-	26.25	-	134	0.00	0.00	0.00	-	23.50	-	-	-	-	2,300																							
2,350	75.00	75.00	75.00	75.00	75.00	1	6	93.50	114.00	93.50	114.00	114.00	60	-	-	25.25	75.00	24.75	25.50	25.50	69	60	43.00	43.00	43.00	43.00	43.00	20	-	-	-	-	2,350																							
2,400	45.00	58.00	45.00	58.00	58.00	3	22	67.00	67.00	67.00	67.00	67.00	20	-	-	45.00	58.00	45.00	45.00	45.00	5	1	0.00	0.00	0.00	-	55.00	-	-	-	-	2,400																								
2,450	35.00	35.00	32.00	32.00	32.00	2	23	0.00	0.00	0.00	-	80.50	-	-	-	0.00	35.00	0.00	-	105.00	-	1	102.00	102.00	102.00	102.00	102.00	1	-	-	-	-	2,450																							
2,500	0.00	0.00	0.00	-	13.75	-	16	0.00	0.00	0.00	-	58.50	-	-	-	0.00	0.00	0.00	-	144.00	-	-	0.00	0.00	0.00	-	106.00	-	-	-	-	2,500																								
2,550	0.00	0.00	0.00	-	7.00	-	-	0.00	0.00	0.00	-	41.50	-	-	-	0.00	0.00	0.00	-	187.00	-	-	0.00	0.00	0.00	-	138.00	-	-	-	-	2,550																								
2,600	0.00	0.00	0.00	-	3.40	-	-	0.00	0.00	0.00	-	28.25	-	-	-	0.00	0.00	0.00	-	233.00	-	-	0.00	0.00	0.00	-	175.00	-	-	-	-	2,600																								
2,650	0.00	0.00	0.00	-	1.50	-	-	0.00	0.00	0.00	-	18.75	-	-	-	0.00	0.00	0.00	-	281.00	-	-	0.00	0.00	0.00	-	215.00	-	-	-	-	2,650																								
Totals:						6	169						100	0	0	0																		124	320																	21	0	0	0	
Number of Trades:						6							5		0																				13																		2			0

ALPHA SERVICES HOLD (CR)

(Contract Size: 100 Securities, Exercise Style: American, Physical Delivery)

Call Options														Put Options																			
February 2023							March 2023							Other Months		February 2023							March 2023							Other Months		Exercise Price	
Open price	Price max	Price min	Last price	Closing price	Volume	Open Interest	Open price	Price max	Price min	Last price	Closing price	Volume	Open Interest	Volume	Open Interest	Open price	Price max	Price min	Last price	Closing price	Volume	Open Interest	Open price	Price max	Price min	Last price	Closing price	Volume	Open Interest	Volume	Open Interest		
0.500					-	-	0.000	0.000	0.000	0.662	-	-				0.000	0.000	0.000	0.001	-	-				0.000	0.000	0.000	0.001	-	-			0.005
0.550					-	-	0.000	0.000	0.000	0.612	-	-				0.000	0.000	0.000	0.003	-	-				0.000	0.000	0.000	0.003	-	-			0.006
0.600					-	-	0.000	0.000	0.000	0.562	-	-				0.000	0.000	0.000	0.001	-	-				0.000	0.000	0.000	0.001	-	-			0.006
0.650					-	-	0.000	0.000	0.000	0.512	-	-				0.000	0.000	0.000	0.001	-	-				0.000	0.000	0.000	0.001	-	-			0.007
0.700	0.000	0.000	0.000	0.461	-	-	0.000	0.000	0.000	0.462	-	-				0.000	0.000	0.000	0.001	-	-				0.000	0.000	0.000	0.001	-	-			0.007
0.750	0.000	0.000	0.000	0.411	-	-	0.000	0.000	0.000	0.413	-	-				0.000	0.000	0.000	0.001	-	-				0.000	0.000	0.000	0.001	-	-			0.008
0.800	0.000	0.000	0.000	0.361	-	-	0.000	0.000	0.000	0.364	-	-				0.000	0.000	0.000	0.001	-	-				0.000	0.000	0.000	0.002	-	-			0.008
0.850	0.000	0.000	0.000	0.312	-	-	0.000	0.000	0.000	0.317	-	-				0.000	0.000	0.000	0.001	-	-				0.000	0.000	0.000	0.004	-	-			0.009
0.900	0.000	0.000	0.000	0.263	-	-	0.000	0.000	0.000	0.271	-	-				0.000	0.000	0.000	0.002	-	-				0.000	0.000	0.000	0.008	-	-			0.009
0.950	0.000	0.000	0.000	0.216	-	-	0.000	0.000	0.000	0.228	-	-				0.000	0.000	0.000	0.004	-	-				0.000	0.000	0.000	0.015	-	-			0.010
1.000	0.000	0.000	0.000	0.171	-	-	0.000	0.000	0.000	0.189	-	-				0.000	0.000	0.000	0.010	-	-				0.000	0.000	0.000	0.026	-	-			0.010
1.100	0.000	0.000	0.000	0.097	-	-	0.000	0.000	0.000	0.121	-	-				0.000	0.000	0.000	0.035	-	-				0.000	0.000	0.000	0.058	-	-			0.011
1.200	0.000	0.000	0.000	0.047	-	-	0.000	0.000	0.000	0.074	-	-				0.000	0.000	0.000	0.085	-	-				0.000	0.000	0.000	0.110	-	-			0.012
1.300	0.000	0.000	0.000	0.019	-	-	0.000	0.000	0.000	0.041	-	-				0.000	0.000	0.000	0.157	-	-				0.000	0.000	0.000	0.178	-	-			0.013
1.400	0.000	0.000	0.000	0.007	-	-	0.000	0.000	0.000	0.022	-	-				0.000	0.000	0.000	0.245	-	-				0.000	0.000	0.000	0.259	-	-			0.014
1.500	0.000	0.000	0.000	0.002	-	-	0.000	0.000	0.000	0.011	-	-				0.000	0.000	0.000	0.341	-	-				0.000	0.000	0.000	0.348	-	-			0.015
1.600	0.000	0.000	0.000	0.001	-	-	0.000	0.000	0.000	0.005	-	-				0.000	0.000	0.000	0.440	-	-				0.000	0.000	0.000	0.443	-	-			0.016
1.700	0.000	0.000	0.000	0.001	-	-	0.000	0.000	0.000	0.002	-	-				0.000	0.000	0.000	0.540	-	-				0.000	0.000	0.000	0.540	-	-			0.017
Totals:					0	0							0	0	0							0	0							0	0		
Number of Trades:					0								0										0.00							0		0	

NATIONAL BANK (CR)

(Contract Size: 100 Securities, Exercise Style: American, Physical Delivery)

Call Options														Put Options																						
February 2023							March 2023							Other Months		February 2023							March 2023							Other Months		Exercise Price				
Exercise Price	Open price	Price max	Price min	Last price	Closing price	Volume	Open Interest	Open price	Price max	Price min	Last price	Closing price	Volume	Open Interest	Volume	Open Interest	Open price	Price max	Price min	Last price	Closing price	Volume	Open Interest	Open price	Price max	Price min	Last price	Closing price	Volume	Open Interest	Volume		Open Interest			
1.900						-	-	0.000	0.000	0.000		2.22	-	-			-	-	0.000	0.000	0.000		0.002	-	-								0.019			
2.000						-	-	0.000	0.000	0.000		2.12	-	-			-	-	0.000	0.000	0.000		0.001	-	-								0.020			
2.200						-	-	0.000	0.000	0.000		1.92	-	-			-	-	0.000	0.000	0.000		0.001	-	-								0.022			
2.400						-	-	0.000	0.000	0.000		1.72	-	-			-	-	0.000	0.000	0.000		0.001	-	-								0.024			
2.600	0.000	0.000	0.000		1.51	-	-	0.000	0.000	0.000		1.52	-	-			0.000	0.000	0.000		0.001	-	-	0.000	0.000	0.000		0.001	-	-			0.026			
2.800	0.000	0.000	0.000		1.31	-	-	0.000	0.000	0.000		1.32	-	-			0.000	0.000	0.000		0.001	-	-	0.000	0.000	0.000		0.001	-	-			0.028			
3.000	0.000	0.000	0.000		1.11	-	-	0.000	0.000	0.000		1.12	-	-			0.000	0.000	0.000		0.001	-	-	0.000	0.000	0.000		0.001	-	-			0.030			
3.200	0.000	0.000	0.000		0.915	-	-	0.000	0.000	0.000		0.924	-	-			0.000	0.000	0.000		0.001	-	-	0.000	0.000	0.000		0.004	-	-			0.032			
3.400	0.000	0.000	0.000		0.717	-	-	0.000	0.000	0.000		0.734	-	-			0.000	0.000	0.000		0.002	-	-	0.000	0.000	0.000		0.014	-	-			0.034			
3.600	0.000	0.000	0.000		0.526	-	-	0.000	0.000	0.000		0.558	-	-			0.000	0.000	0.000		0.010	-	-	0.000	0.000	0.000		0.037	-	-			0.036			
3.800	0.000	0.000	0.000		0.352	-	-	0.000	0.000	0.000		0.401	-	-			0.000	0.000	0.000		0.036	-	-	0.000	0.000	0.000		0.080	-	-			0.038			
4.000	0.000	0.000	0.000		0.211	-	-	0.000	0.000	0.000		0.273	-	-			0.000	0.000	0.000		0.095	-	-	0.000	0.000	0.000		0.152	-	-			0.040			
4.400	0.000	0.000	0.000		0.052	-	-	0.000	0.000	0.000		0.105	-	-			0.000	0.000	0.000		0.336	-	-	0.000	0.000	0.000		0.383	-	-			0.044			
4.800	0.000	0.000	0.000		0.007	-	-	0.000	0.000	0.000		0.032	-	-			0.000	0.000	0.000		0.693	-	-	0.000	0.000	0.000		0.712	-	-			0.048			
5.200	0.000	0.000	0.000		0.001	-	-	0.000	0.000	0.000		0.008	-	-			0.000	0.000	0.000		1.09	-	-	0.000	0.000	0.000		1.09	-	-			0.052			
5.600	0.000	0.000	0.000		0.001	-	-	0.000	0.000	0.000		0.002	-	-			0.000	0.000	0.000		1.49	-	-	0.000	0.000	0.000		1.49	-	-			0.056			
6.000	0.000	0.000	0.000		0.001	-	-	0.000	0.000	0.000		0.001	-	-			0.000	0.000	0.000		1.89	-	-	0.000	0.000	0.000		1.89	-	-			0.060			
Totals:						0	0						0	0	0							0	0										0	555	0	0
Number of Trades:						0							0	0	0							0.00										0	0			

OPAP (CR)

(Contract Size: 100 Securities, Exercise Style: American, Physical Delivery)

Call Options														Put Options																				
Exercise Price	February 2023						March 2023						Other Months		February 2023						March 2023						Other Months		Exercise Price					
	Open price	Price max	Price min	Last price	Closing price	Volume	Open Interest	Open price	Price max	Price min	Last price	Closing price	Volume	Open Interest	Volume	Open Interest	Open price	Price max	Price min	Last price	Closing price	Volume	Open Interest	Open price	Price max	Price min	Last price	Closing price		Volume	Open Interest	Volume	Open Interest	
8.800						-	-	0.000	0.000	0.000		4.42	-	-																				0.088
9.200	0.000	0.000	0.000		4.00	-	-	0.000	0.000	0.000		4.02	-	-		0.000	0.000	0.000		0.001	-	-		0.000	0.000	0.000		0.001	-	-		0.092		
9.600	0.000	0.000	0.000		3.60	-	-	0.000	0.000	0.000		3.62	-	-		0.000	0.000	0.000		0.001	-	-		0.000	0.000	0.000		0.001	-	-		0.096		
10.000	0.000	0.000	0.000		3.21	-	-	0.000	0.000	0.000		3.22	-	-		0.000	0.000	0.000		0.001	-	-		0.000	0.000	0.000		0.001	-	-		0.100		
11.000	0.000	0.000	0.000		2.21	-	-	0.000	0.000	0.000		2.24	-	-		0.000	0.000	0.000		0.001	-	-		0.000	0.000	0.000		0.014	-	-		0.110		
12.000	0.000	0.000	0.000		1.24	-	-	0.000	0.000	0.000		1.33	-	-		0.000	0.000	0.000		0.034	-	-		0.000	0.000	0.000		0.107	-	-		0.120		
13.000	0.000	0.000	0.000		0.481	-	5	0.000	0.000	0.000		0.642	-	-		0.000	0.000	0.000		0.272	-	41		0.000	0.000	0.000		0.413	-	-		0.130		
14.000	0.000	0.000	0.000		0.107	-	5	0.000	0.000	0.000		0.236	-	-		0.000	0.000	0.000		0.900	-	-		0.000	0.000	0.000		1.01	-	-		0.140		
15.000	0.000	0.000	0.000		0.013	-	-	0.000	0.000	0.000		0.068	-	-		0.000	0.000	0.000		1.81	-	-		0.000	0.000	0.000		1.85	-	-		0.150		
16.000	0.000	0.000	0.000		0.001	-	-	0.000	0.000	0.000		0.014	-	-		0.000	0.000	0.000		2.81	-	-		0.000	0.000	0.000		2.81	-	-		0.160		
17.000	0.000	0.000	0.000		0.001	-	-	0.000	0.000	0.000		0.002	-	-		0.000	0.000	0.000		3.81	-	-		0.000	0.000	0.000		3.81	-	-		0.170		
18.000	0.000	0.000	0.000		0.001	-	-	0.000	0.000	0.000		0.001	-	-		0.000	0.000	0.000		4.81	-	-		0.000	0.000	0.000		4.81	-	-		0.180		
19.000						-	-	0.000	0.000	0.000		0.001	-	-										0.000	0.000	0.000		5.81	-	-		0.190		
20.000						-	-	0.000	0.000	0.000		0.001	-	-										0.000	0.000	0.000		6.81	-	-		0.200		
Totals:						0	10						0	0	0							0	41							0	0	0	0	0
Number of Trades:						0							0	0	0							0.00							0	0	0	0	0	

OTE (CR)

(Contract Size: 100 Securities, Exercise Style: American, Physical Delivery)

Call Options														Put Options																		
February 2023							March 2023							Other Months		February 2023							March 2023							Other Months		Exercise Price
Open price	Price max	Price min	Last price	Closing price	Volume	Open Interest	Open price	Price max	Price min	Last price	Closing price	Volume	Open Interest	Volume	Open Interest	Open price	Price max	Price min	Last price	Closing price	Volume	Open Interest	Open price	Price max	Price min	Last price	Closing price	Volume	Open Interest	Volume	Open Interest	
9.600	0.000	0.000	0.000	4.94	-	-	0.000	0.000	0.000	4.96	-	-				0.000	0.000	0.000	0.001	-	-	0.000	0.000	0.000	0.001	-	-				0.096	
10.000	0.000	0.000	0.000	4.55	-	-	0.000	0.000	0.000	4.56	-	-				0.000	0.000	0.000	0.001	-	-	0.000	0.000	0.000	0.001	-	-				0.100	
11.000	0.000	0.000	0.000	3.55	-	-	0.000	0.000	0.000	3.56	-	-				0.000	0.000	0.000	0.001	-	-	0.000	0.000	0.000	0.001	-	-				0.110	
12.000	0.000	0.000	0.000	2.55	-	-	0.000	0.000	0.000	2.58	-	-				0.000	0.000	0.000	0.001	-	-	0.000	0.000	0.000	0.011	-	-				0.120	
13.000	0.000	0.000	0.000	1.57	-	-	0.000	0.000	0.000	1.65	-	-				0.000	0.000	0.000	0.021	-	-	0.000	0.000	0.000	0.080	-	-				0.130	
14.000	0.000	0.000	0.000	0.730	-	-	0.000	0.000	0.000	0.892	-	-				0.000	0.000	0.000	0.179	-	46	0.000	0.000	0.000	0.320	-	-				0.140	
15.000	0.000	0.000	0.000	0.225	-	51	0.000	0.000	0.000	0.390	-	-				0.000	0.000	0.000	0.674	-	5	0.000	0.000	0.000	0.819	-	-				0.150	
16.000	0.000	0.000	0.000	0.041	-	-	0.000	0.000	0.000	0.138	-	-				0.000	0.000	0.000	1.50	-	-	0.000	0.000	0.000	1.57	-	-				0.160	
17.000	0.000	0.000	0.000	0.004	-	-	0.000	0.000	0.000	0.039	-	-				0.000	0.000	0.000	2.47	-	-	0.000	0.000	0.000	2.48	-	-				0.170	
18.000	0.000	0.000	0.000	0.001	-	-	0.000	0.000	0.000	0.009	-	-				0.000	0.000	0.000	3.47	-	-	0.000	0.000	0.000	3.47	-	-				0.180	
19.000	0.000	0.000	0.000	0.001	-	-	0.000	0.000	0.000	0.002	-	-				0.000	0.000	0.000	4.47	-	-	0.000	0.000	0.000	4.47	-	-				0.190	
20.000	0.000	0.000	0.000	0.001	-	-	0.000	0.000	0.000	0.001	-	-				0.000	0.000	0.000	5.47	-	-	0.000	0.000	0.000	5.47	-	-				0.200	
22.000					-	-	0.000	0.000	0.000	0.001	-	-									-	-	0.000	0.000	0.000	7.47	-	-				0.220
24.000					-	-	0.000	0.000	0.000	0.001	-	-									-	-	0.000	0.000	0.000	9.47	-	-				0.240
26.000					-	-	0.000	0.000	0.000	0.001	-	-									-	-	0.000	0.000	0.000	11.47	-	-				0.260
Totals:					0	51					0	0	0	0	0	0	0	51				0	0	0	0	0	0	0	0	0	0	0
Number of Trades:					0						0	0	0	0	0	0	0	0	0	0	0	0	0	0	0	0	0	0	0	0	0	0

PIRAEUS FINANCIAL HOLD (CR)

(Contract Size: 100 Securities, Exercise Style: American, Physical Delivery)

Call Options														Put Options																			
February 2023							March 2023							Other Months		February 2023							March 2023							Other Months		Exercise Price	
Open price	Price max	Price min	Last price	Closing price	Volume	Open Interest	Open price	Price max	Price min	Last price	Closing price	Volume	Open Interest	Volume	Open Interest	Open price	Price max	Price min	Last price	Closing price	Volume	Open Interest	Open price	Price max	Price min	Last price	Closing price	Volume	Open Interest	Volume	Open Interest		
0.500					-	-	0.000	0.000	0.000		1.22	-	-			-	-	0.000	0.000	0.000		0.001	-	-								0.005	
0.550					-	-	0.000	0.000	0.000		1.17	-	-			-	-	0.000	0.000	0.000		0.001	-	-								0.006	
0.600					-	-	0.000	0.000	0.000		1.12	-	-			-	-	0.000	0.000	0.000		0.001	-	-								0.006	
0.650					-	-	0.000	0.000	0.000		1.07	-	-			-	-	0.000	0.000	0.000		0.001	-	-								0.007	
0.700					-	-	0.000	0.000	0.000		1.02	-	-			-	-	0.000	0.000	0.000		0.001	-	-								0.007	
0.750					-	-	0.000	0.000	0.000		0.972	-	-			-	-	0.000	0.000	0.000		0.001	-	-								0.008	
0.800					-	-	0.000	0.000	0.000		0.922	-	-			-	-	0.000	0.000	0.000		0.001	-	-								0.008	
0.850					-	-	0.000	0.000	0.000		0.873	-	-			-	-	0.000	0.000	0.000		0.001	-	-								0.009	
0.900	0.000	0.000	0.000		0.821	-	-	0.000	0.000	0.000		0.823	-	-			0.000	0.000	0.000		0.001	-	-			0.000	0.000	0.000		0.001	-	-	0.009
0.950	0.000	0.000	0.000		0.771	-	-	0.000	0.000	0.000		0.773	-	-			0.000	0.000	0.000		0.001	-	-			0.000	0.000	0.000		0.001	-	-	0.010
1.000	0.000	0.000	0.000		0.722	-	-	0.000	0.000	0.000		0.723	-	-			0.000	0.000	0.000		0.001	-	-			0.000	0.000	0.000		0.001	-	-	0.010
1.100	0.000	0.000	0.000		0.622	-	-	0.000	0.000	0.000		0.624	-	-			0.000	0.000	0.000		0.001	-	-			0.000	0.000	0.000		0.001	-	-	0.011
1.200	0.000	0.000	0.000		0.522	-	-	0.000	0.000	0.000		0.525	-	-			0.000	0.000	0.000		0.001	-	-			0.000	0.000	0.000		0.001	-	-	0.012
1.300	0.000	0.000	0.000		0.422	-	214	0.000	0.000	0.000		0.428	-	-			0.000	0.000	0.000		0.001	-	-			0.000	0.000	0.000		0.004	-	-	0.013
1.400	0.000	0.000	0.000		0.324	-	10	0.000	0.000	0.000		0.336	-	-			0.000	0.000	0.000		0.002	-	-			0.000	0.000	0.000		0.011	-	-	0.014
1.500	0.000	0.000	0.000		0.232	-	10	0.000	0.000	0.000		0.251	-	-			0.000	0.000	0.000		0.010	-	-			0.000	0.000	0.000		0.027	-	-	0.015
1.600	0.000	0.000	0.000		0.152	-	-	0.000	0.000	0.000		0.180	-	-			0.000	0.000	0.000		0.029	-	-			0.000	0.000	0.000		0.055	-	-	0.016
1.700	0.000	0.000	0.000		0.089	-	-	0.000	0.000	0.000		0.123	-	-			0.000	0.000	0.000		0.067	-	-			0.000	0.000	0.000		0.098	-	-	0.017
1.800	0.000	0.000	0.000		0.047	-	-	0.000	0.000	0.000		0.078	-	-			0.000	0.000	0.000		0.125	-	-			0.000	0.000	0.000		0.153	-	-	0.018
1.900	0.000	0.000	0.000		0.022	-	-	0.000	0.000	0.000		0.049	-	-			0.000	0.000	0.000		0.199	-	-			0.000	0.000	0.000		0.224	-	-	0.019
2.000	0.000	0.000	0.000		0.009	-	-	0.000	0.000	0.000		0.029	-	-			0.000	0.000	0.000		0.287	-	-			0.000	0.000	0.000		0.304	-	-	0.020
2.200	0.000	0.000	0.000		0.001	-	-	0.000	0.000	0.000		0.009	-	-			0.000	0.000	0.000		0.480	-	-			0.000	0.000	0.000		0.485	-	-	0.022
2.400	0.000	0.000	0.000		0.001	-	-	0.000	0.000	0.000		0.002	-	-			0.000	0.000	0.000		0.680	-	-			0.000	0.000	0.000		0.680	-	-	0.024
2.600	0.000	0.000	0.000		0.001	-	-	0.000	0.000	0.000		0.001	-	-			0.000	0.000	0.000		0.880	-	-			0.000	0.000	0.000		0.880	-	-	0.026
Totals:					0	234						0	0	0	0			0	0			0	0			0	0	0	0	0	0		
Number of Trades:					0							0		0				0.00				0				0				0			

PPC (CR)

(Contract Size: 100 Securities, Exercise Style: American, Physical Delivery)

Call Options														Put Options																		
February 2023							March 2023							Other Months		February 2023							March 2023							Other Months		Exercise Price
Open price	Price max	Price min	Last price	Closing price	Volume	Open Interest	Open price	Price max	Price min	Last price	Closing price	Volume	Open Interest	Volume	Open Interest	Open price	Price max	Price min	Last price	Closing price	Volume	Open Interest	Open price	Price max	Price min	Last price	Closing price	Volume	Open Interest	Volume	Open Interest	
3.400					-	-	0.000	0.000	0.000		3.51	-	-			-	-	0.000	0.000	0.000		0.001	-	-			-	-			0.034	
3.600					-	-	0.000	0.000	0.000		3.31	-	-			-	-	0.000	0.000	0.000		0.001	-	-			-	-			0.036	
3.800					-	-	0.000	0.000	0.000		3.11	-	-			-	-	0.000	0.000	0.000		0.001	-	-			-	-			0.038	
4.000					-	-	0.000	0.000	0.000		2.91	-	-			-	-	0.000	0.000	0.000		0.001	-	-			-	-			0.040	
4.400	0.000	0.000	0.000		2.51	-	-	0.000	0.000	0.000		2.51	-	-		0.000	0.000	0.000		0.001	-	-		0.000	0.000	0.000		0.001	-	-		0.044
4.800	0.000	0.000	0.000		2.11	-	-	0.000	0.000	0.000		2.12	-	-		0.000	0.000	0.000		0.001	-	-		0.000	0.000	0.000		0.002	-	-		0.048
5.200	0.000	0.000	0.000		1.71	-	-	0.000	0.000	0.000		1.73	-	-		0.000	0.000	0.000		0.001	-	-		0.000	0.000	0.000		0.010	-	-		0.052
5.600	0.000	0.000	0.000		1.31	-	-	0.000	0.000	0.000		1.35	-	-		0.000	0.000	0.000		0.006	-	-		0.000	0.000	0.000		0.033	-	-		0.056
6.000	0.000	0.000	0.000		0.939	-	73	0.000	0.000	0.000		1.01	-	-		0.000	0.000	0.000		0.030	-	-		0.000	0.000	0.000		0.089	-	-		0.060
6.400	0.000	0.000	0.000		0.608	-	52	1.08	1.11	1.08	1.10	1.10	36	-		0.000	0.000	0.000		0.098	-	-		0.000	0.000	0.000		0.192	-	-		0.064
6.800	0.000	0.000	0.000		0.351	-	10	0.626	0.755	0.626	0.755	0.755	41	-		0.000	0.000	0.000		0.241	-	-		0.000	0.000	0.000		0.355	-	-		0.068
7.200	0.261	0.261	0.261	0.261	0.261	3	3	0.287	0.388	0.287	0.388	0.388	15	-		0.308	0.308	0.284	0.284	0.284	4	10		0.000	0.000	0.000		0.576	-	-		0.072
7.600	0.000	0.000	0.000		0.078	-	12	0.000	0.000	0.000		0.178	-	-		0.000	0.000	0.000		0.769	-	-		0.000	0.000	0.000		0.858	-	-		0.076
8.000	0.000	0.000	0.000		0.030	-	-	0.000	0.000	0.000		0.101	-	-		0.000	0.000	0.000		1.12	-	-		0.000	0.000	0.000		1.18	-	-		0.080
8.400	0.000	0.000	0.000		0.011	-	-	0.000	0.000	0.000		0.054	-	-		0.000	0.000	0.000		1.50	-	-		0.000	0.000	0.000		1.54	-	-		0.084
8.800	0.000	0.000	0.000		0.003	-	-	0.000	0.000	0.000		0.027	-	-		0.000	0.000	0.000		1.90	-	-		0.000	0.000	0.000		1.91	-	-		0.088
9.200	0.000	0.000	0.000		0.001	-	-	0.000	0.000	0.000		0.013	-	-		0.000	0.000	0.000		2.30	-	-		0.000	0.000	0.000		2.30	-	-		0.092
9.600					-	-	0.000	0.000	0.000		0.006	-	-			-	-	0.000	0.000	0.000		2.70	-	-			-	-		0.096		
10.000					-	-	0.000	0.000	0.000		0.003	-	-			-	-	0.000	0.000	0.000		3.10	-	-			-	-		0.100		
11.000					-	-	0.000	0.000	0.000		0.001	-	-			-	-	0.000	0.000	0.000		4.10	-	-			-	-		0.110		
Totals:					3	150						92	0	0	0		3	10					0	0	0	0	0	0	0	0	0	0
Number of Trades:					1							12	0	0		2.00						0					0				0	

Lending Products	Underlying Title	Multilateral Transactions[1]				Bilateral Transactions[2]		Stock Borrowing through OTC (volume)[3]	
		Open Interest[5]	Volume(Offered)	Average Weighted	Transactions volume	Average Weighted	Transactions Volume	Average Weighted	Transactions Volume
ADMIEBOR	ADMIE (IPTO) HOLDING S.A. (CR)	---	---	---	3,000	5.30%	---	---	111,931
AEGNBOR	AEGEAN AIRLINES (CR)	6,096	---	---	2,300	4.26%	---	---	24,836
ALPHABOR	ALPHA SERVICES HOLD (CR)	15,000	---	---	---	---	---	---	59,158,736
ALMYBOR	ALUMIL (CR)	---	---	---	---	---	---	---	---
OTOELBOR	AUTOHELLAS SA (CR)	750	---	---	1,200	3.85%	---	---	59,714
EEEBOR	CC HBC AG (CR)	---	---	---	---	---	---	---	35,608
CENERBOR	CENERGY HOLDINGS (CB)	---	---	---	---	---	---	---	---
ELLAKTORBOR	ELLAKTOR (CR)	44,412	---	---	62,000	4.33%	---	---	5,379
ELHABOR	ELVALHALCOR (CR)	24,388	---	---	4,000	3.85%	---	---	64,887
EUROBBOR	EUROBANK HOLDINGS (CR)	104,786	---	---	35,000	5.56%	---	---	34,076,525
EYDAPBOR	EYDAP S.A. (CR)	8,613	---	---	2,600	4.96%	---	---	201,776
FFGRPBOR	FOLLI FOLLIE (CR)	---	---	---	---	---	---	---	887,119
FOYRKBOR	FOURLIS (CR)	---	---	---	---	---	---	---	35,850
GEKTERNABOR	GEK TERNA (CR)	---	---	---	---	---	---	---	41,380
SARBOR	GR. SARANTIS S.A. (CR)	564	---	---	---	---	1,500	6.50%	53,421
EXAEBOR	HELLENIC EXCHANGES-A.S.E. (CR)	5,000	---	---	---	---	---	---	155,147
ELPEBOR	HELLENIQ ENERGY (CR)	---	---	---	---	---	---	---	555,746
INTRKBOR	INTRACOM HOLDINGS (CR)	---	---	---	---	---	---	---	---
BELABOR	JUMBO SA (CR)	37,858	---	---	4,000	3.85%	---	---	378,727
LAMDABOR	LAMDA DEVELOPMENT SA (CR)	300	---	---	---	---	---	---	434,343
MIGBOR	MARFIN INVESTMENT GROUP (CR)	---	---	---	---	---	---	---	794,474
MOHBOR	MOTOR OIL (CR)	58,401	---	---	---	---	---	---	315,208
MYTILBOR	MYTILINEOS (CR)	9,493	---	---	17,000	5.76%	---	---	136,390
ETEBOR	NATIONAL BANK (CR)	106,102	---	---	---	---	58,000	6.50%	9,999,292
OPAPBOR	OPAP (CR)	7,300	---	---	26,000	5.91%	---	---	1,555,871
HTOBOR	OTE (CR)	2,496	---	---	---	---	---	---	924,396
PPABOR	P.P.A. S.A. (CR)	2,114	---	---	---	---	---	---	85,487
TPEIRBOR	PIRAEUS FINANCIAL HOLD (CR)	5,000	---	---	---	---	---	---	800,602
PLAISBOR	PLAISIO COMPUTERS SA (CR)	---	---	---	---	---	---	---	---
PPCBOR	PPC (CR)	2,000	---	---	---	---	---	---	2,525,160
QUALBOR	QUALITY & RELIABILITY SA (CR)	---	---	---	---	---	---	---	---

Stock Lending Notes

[1] - Multilateral contracts Lending or Borrowing as per Methods 8-1, 8-2 and 8-3-3 (According to ATHEX BoD Resolution No.17)

[2] - Bilateral Contracts Lending or Borrowing as per Methods 8-3-1 and 8-3-2 (According to ATHEX BoD Resolution No.20)

[3] - The information concerning OTC Stock Borrowing Transactions is based on the statements of the Dematerialised Securities System (DSS) operators involved and refers to volumes that have been registered up until the previous working day.

[4] - Average Price (Volume weighted)

[5] - The Data concerning Open Interest before the start of trading session

Lending Products	Underlying Title	Open Interest[5]	Multilateral Transactions[1]				Bilateral Transactions[2]		Stock Borrowing through OTC (volume)[3]
			Volume(Offered)	Average Weighted	Transactions volume	Average Weighted	Transactions Volume	Average Weighted	Transactions Volume
QUESTBOR	QUEST HOLDINGS (CR)	800	---	---	---	---	2,000	6.50%	94,088
TENERGYBOR	TERNA ENERGY (CR)	---	---	---	---	---	---	---	123,706
TITCBOR	TITAN CEMENT (CB)	16,732	---	---	---	---	---	---	239,851
VIOBOR	VIOHALCO SA/NV (CB)	15,217	---	---	3,000	3.85%	---	---	---

Stock Lending Notes

[1] - Multilateral contracts Lending or Borrowing as per Methods 8-1, 8-2 and 8-3-3 (According to ATHEX BoD Resolution No.17)

[2] - Bilateral Contracts Lending or Borrowing as per Methods 8-3-1 and 8-3-2 (According to ATHEX BoD Resolution No.20)

[3] - The information concerning OTC Stock Borrowing Transactions is based on the statements of the Dematerialised Securities System (DSS) operators involved and refers to volumes that have been registered up until the previous working day.

[4] - Average Price (Volume weighted)

[5] - The Data concerning Open Interest before the start of trading session

Sectors codification for listed companies

12003-	ETF	10101010	Computer Services
10101015	Software	10102030	Computer Hardware
15101010	Telecommunications Equipment	15102015	Telecommunications Services
20101010	Health Care Facilities	20101025	Health Care Services
20102010	Medical Equipment	20103015	Pharmaceuticals
30101010	Banks	30202000	Diversified Financial Services
30202010	Asset Managers & Custodians	30202015	Investment Services
30204000	Closed End Investments	30302010	Full Line Insurance
30302015	Insurance Brokers	30302025	Property and Casualty Insurance
35101010	Real Estate Holding and Development	35101015	Real Estate Services
35102000	Diversified REITs	35102030	Office REITs
40201040	Rental & Leasing Services: Consumer	40202010	Home Construction
40202015	Household Furnishings	40202020	Household Appliance
40203040	Electronic Entertainment	40203045	Toys
40204020	Clothing & Accessories	40301010	Entertainment
40301030	Publishing	40301035	Radio & TV Broadcasters
40401010	Diversified Retailers	40401020	Apparel Retailers
40401025	Home Improvement Retailers	40401030	Specialty Retailers
40501010	Airlines	40501015	Travel & Tourism
40501020	Casinos & Gambling	40501025	Hotels & Motels
45101015	Distillers & Vintners	45101020	Soft Drinks
45102010	Farming Fishing Ranching & Plantations	45102020	Food Products
45103010	Tobacco	45201010	Food Retailers & Wholesalers
45201020	Personal Products	50101010	Construction
50101020	Building Roof/Wallboard and Plumbing	50101030	Cement
50101035	Building Materials: Other	50202010	Electrical Components
50203000	Diversified Industrials	50203015	Plastics
50203030	Containers & Packaging	50204000	Machinery: Industrial
50204020	Machinery: Construction & Handling	50205010	Industrial Suppliers
50205020	Back Office Support HR & Consulting	50205030	Forms & Bulk Printing Services
50206015	Commercial Vehicles & Parts	50206030	Marine Transportation
50206060	Transportation Services	55101000	Diversified Materials
55101020	Textile Products	55102000	General Mining
55102010	Iron & Steel	55102015	Metal Fabricating
55102035	Aluminum	60101020	Oil Refining and Marketing
65101010	Alternative Electricity	65101015	Conventional Electricity
65102030	Water		



ATHEX
Athens Stock Exchange

Λεωφ. Αθηνών 110 104 42 Αθήνα
110, Athinon Ave. GR 104 42 Athens
tel. (+30)210-33.66.800, fax (+30)210-33.66.101
www.athexgroup.gr