

22

**Ημερήσιο Δελτίο  
Συναλλακτικής Δραστηριότητας**

Daily Official List  
of Trading Activity

Thursday, 22 September, 2022

Year: 143 Trading Day No: 179



**ATHEXGROUP**  
Athens Exchange Group

**Disclaimer:**

Hellenic Exchanges-Athens Stock Exchange S.A endeavours to ensure that the data and other material ("Information") presented on the Daily Official List are accurate and complete, but it is not liable for any errors or omissions of data or /and for the accuracy, credibility, updating and completeness of the aforesaid information nor it has any liability arising directly or indirectly from the use of the above Information.

The Company is not liable for the accuracy of the data included in listed companies' announcements. Only the sender of such an announcement is fully and solely liable for any infringement of third party's rights from the content of such announcement. All contents of the Daily Official List are provided only for information purposes and do not constitute investment advice or solicitation to invest in securities or other products listed for trading on the Exchange.

You acknowledge and agree that the Company is the owner of any property rights related to any Information appearing on the Daily Official List including intellectual property rights copyright, trademarks, etc.

The above data are a property of the Hellenic Exchanges-Athens Exchange and are copyright protected. Users are forbidden to reproduce, modify, copy, sale, transmit or redistribute, by all reproduction means and methods, part or the whole of the above data, without reference to their source.

The commercial exploitation of these data is, also, forbidden by third parties. Hellenic Exchanges-Athens Exchange does not carry any responsibility, direct or indirect, derived from usage or accidental alteration of the above data when used by third parties.

---

**Hellenic Exchanges – Athens Stock Exchange S.A.**

110 Athinon Ave.,10442 Athens, Tel: (210) 33.66.800, Fax: (210) 32.13.938

[www.athexgroup.gr](http://www.athexgroup.gr)

---

**Thessalonica Stock Exchange Center (T.S.E.C)**

16-18 Katouni Str., Thessalonica 546 25 Tel: (2310) 567.667, Fax: (2310) 530.545

**Athex Members Guarantee Fund**

14-16 Fidiou Str., Athens 106 78, Tel: (210) 33.04.682, Fax: (210) 33.04.155

**Hellenic Republic Capital Market Commission**

1 Kolokotroni Str. & 1 Stadiou Str., Athens 10562 Tel: (210) 33.77.100 Fax: (210) 33.77.173

---

**Table of Contents**

---

**Section 1: Statistical Figures of Securities, Derivatives and Lending**

Summary of Markets

Athex Indices

Analytic Figures for Athex Market's Boards and Categories

Trading Details by Athex Sectors and Financial Instruments (ETFs)

Top 10 best &amp; worst performing Shares

Derivatives Summary

**Section 2: Analytic Figures of Shares Transactions**

Analytic Figures of Shares Transactions

Shares' Notes

**Section 3: Figures of Securities Transactions**

Securities Blocks Details

Shares Rights Details

Stock Borrowing

Forced Sales Details

Forced Sales Registered Shares

Exchange Traded Funds (ETFs) Characteristics

**Section 5: Bonds traded in Fixed Income Assets Market**

Convertible Corporate Bonds - Regulated Market

Non Convertible Corporate Bonds - Regulated Market

Government Bonds

Treasury Bills &amp; Zero Coupon Government Bonds

Government Bonds Traded with the Open Outcry Method

State Banks Bonds

**Section 6: Additional Infos**

Athex &amp; ATHEXClear Members List

List of Stocks under Market Making operations

**Section 7: Derivatives Market Analytic Figures**

Index Futures

Stock Futures

Index Options

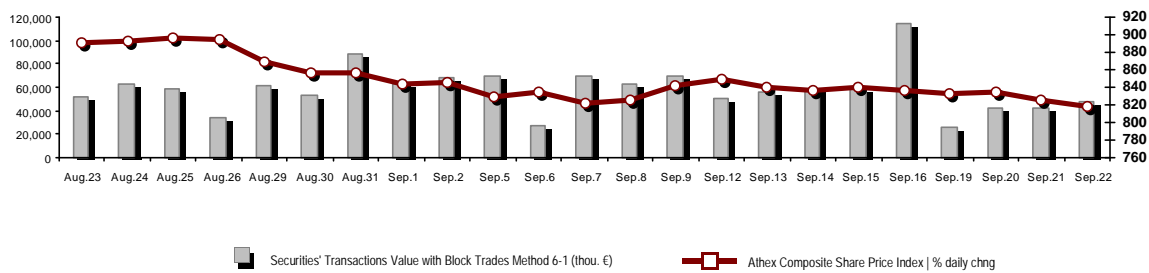
Stock Options

Stock Lending Analytic Figures

**Appendix A: Sectors codification for listed companies**

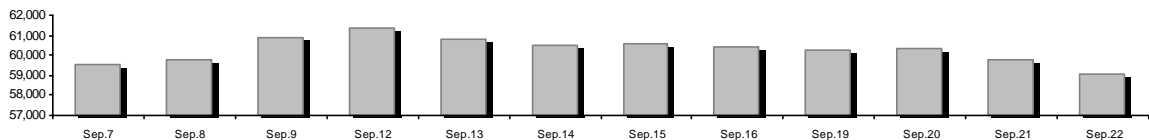
## Summary of Markets

Athex Composite Share Price Index vs Shares and Derivatives Transactions Value

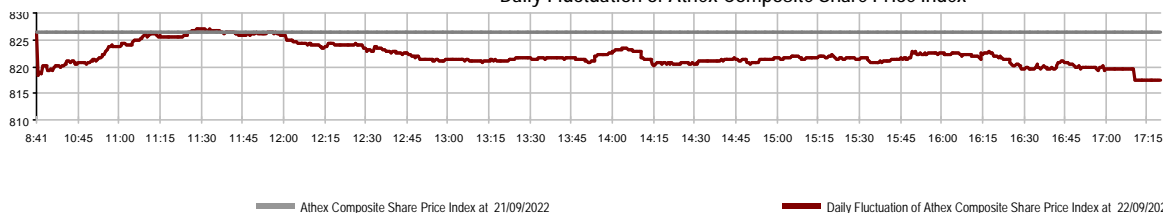


Athex Capitalisation (mill. €) **:	59,024.94		Derivatives Total Open Interest	243,229
Daily change: mill. €   %	-777.85	-1.30%	in Index Futures   % daily chng	3,807 -0.08%
Yearly Avg Capitalisation: mill. €   % chng prev year Avg	63,356.33	4.06%	in Stock Futures   % daily chng	238,370 0.44%
Athex Composite Share Price Index   % daily chng	817.61	-1.05%	in Index Options   % daily chng	537 8.27%
Athex Composite Share Price Index Capitalisation (mill. €)	53,022.09		in Stock Options   % daily chng	515 0.98%
Daily change (mill. €)	-548.95			
Securities' Transactions Value with Block Trades Method 6-1 (t)	47,553.40		Derivatives Contracts Volume:	15,363
Daily change: %	5,360.35	12.70%	Daily change: pieces   %	4,169 37.24%
YtD Avg Trans. Value: thou. €   % chng prev year Avg	77,871.09	11.48%	YtD Avg Derivatives Contracts % chng prev year Avg	36,502 -23.42%
Blocks Transactions Value of Method 6-1 (thou. €)	5,426.26		Derivatives Trades Number:	1,294
Blocks Transactions Value of Method 6-2 & 6-3 (thou. €)	0.13		Daily change: number   %	87 7.21%
Bonds Transactions Value (thou.€)	393.16		YtD Avg Trades number % chng prev year Avg	2,212 4.54%
Securities' Transactions Volume with Block Trades Method 6-1 (tho)	17,766.80		Lending Total Open Interest	1,691,371
Daily change: thou. pieces   %	-1,930.81	-9.80%	Daily change: pieces   %	10,120 0.60%
YtD Avg Volume: % chng prev year Avg	31,407.08	-8.16%	Lending Volume (Multilateral/Bilateral)	20,973
Blocks Transactions Volume of Method 6-1 (thou. Pieces)	3,026.43		Daily change: pieces   %	-143,032
Blocks Transactions Volume of Method 6-2 & 6-3 (thou. Pieces)	0.10		Multilateral Lending	20,973
Bonds Transactions Volume	419,000		Bilateral Lending	0
Securities' Trades Number with Block Trades Method 6-1	23,108		Lending Trades Number:	25
Daily change: number   %	12	0.05%	Daily change: %	-10
YtD Avg Trades number % chng prev year Avg	31,637	5.69%	Multilateral Lending Trades Number	25
Number of Blocks Method 6-1	7		Bilateral Lending Trades Number	0
Number of Blocks Method 6-2 & 6-3	2			
Number of Bonds Transactions	148			

Athex Capitalisation (mill. €) \*\*



Daily Fluctuation of Athex Composite Share Price Index



## Athex Indices

Index name	22/09/2022	21/09/2022	pts.	%	Min	Max	Year min	Year max	Year change
Athex Composite Share Price Index	817.61 €	826.32	-8.71	-1.05%	817.33	827.12	778.84	973.27	-8.48% €
Athex ESG Index	924.75 €	935.42	-10.67	-1.14%	924.74	936.86	867.88	1,131.24	-8.75% €
FTSE/Athex Large Cap	1,968.97 €	1,993.34	-24.37	-1.22%	1,968.97	1,994.72	1,853.39	2,384.15	-8.37% €
FTSE/Athex Mid Cap Index	1,310.32 €	1,312.73	-2.41	-0.18%	1,307.51	1,323.90	1,250.58	1,615.19	-12.17% €
FTSE/ATHEX High Dividend Yield Index	2,798.48 €	2,817.79	-19.31	-0.69%	2,794.58	2,828.87	2,718.43	3,292.03	-9.84% €
FTSE/ATHEX Global Traders Index Plus	2,194.26 €	2,226.79	-32.53	-1.46%	2,194.26	2,226.79	2,122.05	2,584.55	-7.55% €
FTSE/ATHEX Mid & Small Cap Factor-Weighted Ind	4,165.41 #	4,132.65	32.76	0.79%	4,132.65	4,169.59	3,920.25	5,109.62	-10.78% €
ATHEX Select Index Plus	2,861.72 €	2,883.21	-21.49	-0.75%	2,860.12	2,889.67	2,813.37	3,578.04	-15.46% €
ATHEX Select Index	4,181.11 #	4,173.63	7.48	0.18%	4,169.83	4,211.13	3,901.01	4,953.99	-8.85% €
FTSE/Athex Market Index	478.96 €	484.44	-5.48	-1.13%	478.91	484.93	454.86	586.15	-10.66% €
Athex Composite Index Total Return Index	1,436.17 €	1,451.48	-15.31	-1.05%	1,435.68	1,452.89	1,354.79	1,673.61	-6.32% €
FTSE/Athex Large Cap Total Return	3,130.92 €	3,169.67	-38.75	-1.22%			2,917.53	3,702.87	-6.32% €
FTSE/Athex Mid Cap Total Return	1,724.26 €	1,727.43	-3.17	-0.18%			1,640.21	2,064.38	-10.07% €
Hellenic Mid & Small Cap Index	1,213.22 €	1,222.20	-8.98	-0.73%	1,212.35	1,225.24	1,181.80	1,451.84	-11.64% €
FTSE/Athex Banks	545.71 €	549.12	-3.41	-0.62%	538.85	552.81	443.16	752.66	-5.08% €
FTSE/Athex Insurance	3,057.35 -	3,057.35	0.00	0.00%	3,011.49	3,057.35	1,994.86	3,171.11	53.26% #
FTSE/Athex Financial Services	637.77 €	643.03	-5.26	-0.82%	634.17	643.45	616.68	831.60	-14.86% €
FTSE/Athex Industrial Goods & Services	3,366.41 €	3,426.56	-60.15	-1.76%	3,365.17	3,426.56	3,065.29	4,306.76	-9.79% €
FTSE/Athex Retail	767.19 €	783.44	-16.25	-2.07%	764.75	784.66	746.44	1,150.20	-22.07% €
FTSE/ATHEX Real Estate	3,917.12 €	3,944.89	-27.77	-0.70%	3,916.52	3,965.35	3,592.38	5,179.83	-18.60% €
FTSE/Athex Consumer Goods & Services	8,058.08 €	8,291.10	-233.02	-2.81%	8,055.45	8,310.09	7,260.09	8,861.27	10.99% #
FTSE/Athex Food & Beverage	8,164.97 €	8,198.34	-33.37	-0.41%	8,101.66	8,361.29	6,627.16	12,058.75	-27.95% €
FTSE/Athex Basic Resources	5,658.88 #	5,646.08	12.80	0.23%	5,585.54	5,723.85	5,372.63	8,197.29	-23.51% €
FTSE/Athex Construction & Materials	2,803.71 €	2,849.76	-46.05	-1.62%	2,797.25	2,849.76	2,533.53	3,209.28	-5.88% €
FTSE/Athex Energy	3,817.34 €	3,845.46	-28.12	-0.73%	3,817.34	3,881.79	3,339.51	4,463.27	10.86% #
FTSE/Athex Travel & Leisure	2,134.39 €	2,172.83	-38.44	-1.77%	2,134.39	2,185.21	1,858.00	2,327.38	8.72% #
FTSE/Athex Technology	1,868.43 €	1,869.18	-0.75	-0.04%	1,852.57	1,877.77	1,679.98	2,347.72	-12.97% €
FTSE/Athex Telecommunications	4,251.34 €	4,324.07	-72.73	-1.68%	4,231.18	4,346.32	4,231.18	5,170.21	-6.47% €
FTSE/Athex Utilities	3,852.86 €	3,897.77	-44.91	-1.15%	3,840.01	3,925.50	3,692.82	5,208.71	-25.20% €
FTSE/Athex Health Care	345.30 #	339.64	5.66	1.67%	329.45	345.30	305.68	611.35	-37.50% €
FTSE/Athex Personal Products	6,112.09 #	6,093.45	18.64	0.31%	6,050.18	6,112.09	5,953.26	8,868.58	-29.94% €
Athex All Share Index	207.38 €	209.41	-2.03	-0.97%	207.38	207.38	198.92	248.43	-9.86% €
Hellenic Corporate Bond Index	117.95 #	117.67	0.28	0.24%			116.64	127.89	-7.69% €
Hellenic Corporate Bond Price Index	86.16 #	85.96	0.20	0.23%			85.75	95.40	-9.67% €

Note 1: FTSE/Med 100, Hellenic Corporate Bond Price Index and Hellenic Corporate Bond Index closing prices refer to the previous trading day of 20/09/2022.

Note 2: The Hellenic Mid & Small Cap Index is a Customized index calculated by the Athens Exchange.

## Analytic Figures for Athex Market's Boards and Categories

	Total Traded Securities	Main Market	Surveillance	Exchange Traded Funds (ETFs)
Totals	120	109	10	1
Gain / Lose / Same:	38 / 65 / 17	34 / 62 / 13	4 / 2 / 4	0 / 1 / 0
Athex Capitalisation (mill. €) **	59,024.94	58,675.49	349.45	
Daily Average Trans/ons Value(thou.€)	77,871.09	77,723.62	204.46	17.51
Transactions Value	47,553.53	47,239.45	257.56	56.52
Main Board:	42,127.14	41,813.06	257.56	56.52
Blocks Board 6_2_3:	5,426.39	5,426.39	0.00	0.00
Forced Sales Board:	0.00	0.00	0.00	0.00
Special Terms Board:	0.00	0.00	0.00	0.00
Daily Average Transactions Volume	31,407,080	30,679,671	751,860	843
Transactions Volume	17,766,901	16,412,559	1,351,439	2,903
Main Board:	14,740,371	13,386,029	1,351,439	2,903
Blocks Board 6_2_3:	3,026,530	3,026,530	0	0
Forced Sales Board:	0	0	0	0
Special Terms Board:	0	0	0	0
Daily Average Number of Trades	31,637	31,415	220	3
Number of Trades	23,110	22,874	232	4
Main Board:	23,101	22,865	232	4
Blocks Board 6_2_3:	9	9	0	0
Forced Sales Board:	0	0	0	0
Special Terms Board:	0	0	0	0

## Trading Details by Athex Sectors and Financial Instruments (ETFs)

Code	Sectors	Gain / Lose / Same	Number of Trades	Transactions Volume	Transactions Value	% of Total Trans. Value
3010	- Banks	1 / 5 / 0	5,179	10,740,828	12,020,405.62	25.28%
5510	- Basic Resources	5 / 4 / 6	726	306,916	703,255.05	1.48%
5010	- Construction & Materials	2 / 10 / 0	1,318	364,508	1,212,444.71	2.55%
4020	- Consumer Products & Services	4 / 2 / 1	2,524	324,925	3,758,421.01	7.90%
6010	- Energy	2 / 2 / 0	1,018	187,888	2,370,646.89	4.99%
12000	- Financial Instruments	0 / 1 / 0	4	2,903	56,520.38	0.12%
3020	- Financial Services	1 / 3 / 0	259	763,403	77,710.83	0.16%
4510	- Food Beverage & Tobacco	2 / 6 / 1	246	55,412	580,703.53	1.22%
2010	- Health Care	3 / 0 / 0	19	3,655	2,970.00	0.01%
5020	- Industrial Goods & Service	6 / 7 / 3	2,463	771,320	3,502,401.18	7.37%
3030	- Insurance	0 / 0 / 1	3	403	1,588.00	0.00%
4030	- Media	0 / 1 / 0	56	37,910	22,370.44	0.05%
4520	- Personal Care, Drug & Grocery Stores	2 / 1 / 0	127	62,597	165,244.90	0.35%
3510	- Real Estate	2 / 5 / 1	437	126,217	326,271.13	0.69%
4040	- Retail	0 / 4 / 2	784	230,468	617,367.87	1.30%
1010	- Technology	7 / 4 / 0	743	586,817	1,852,593.74	3.90%
1510	- Telecommunications	0 / 2 / 0	1,565	444,716	6,831,702.23	14.37%
4050	- Travel & Leisure	1 / 3 / 2	2,091	1,466,240	5,475,178.23	11.51%
6510	- Utilities	0 / 5 / 0	3,548	1,289,775	7,975,730.13	16.77%

## Top 10 best &amp; worst performing Shares

Main Market					
With positive Price change			With negative Price change		
	Closing price	change		Closing price	change
INTERTECH SA (CR)	0.922	15.25% #	ATTICA HOLDINGS (CR)	0.928	-4.33% €
BYTE COMPUTER SA (CR)	3.495	6.55% #	THRACE PLASTICS SA (CR)	3.715	-3.76% €
ATTICA BANK S.A. (CR)	0.0935	5.06% #	JUMBO SA (CR)	14.03	-3.71% €
AUTOHELLAS SA (CR)	10.02	4.16% #	EKTER SA (CR)	1.3	-3.70% €
REVOIL (CR)	1.25	2.88% #	EUROCONSULTANTS S.A. (CR)	0.612	-2.86% €
MOUZAKIS (CR)	0.74	2.78% #	FOURLIS (CR)	2.66	-2.74% €
ELGEKA SA (CR)	0.425	2.41% #	BANK OF GREECE (CR)	16.05	-2.73% €
IDEAL HOLDINGS (CR)	3.83	1.59% #	ELLAKTOR (CR)	1.68	-2.21% €
KRI-KRI S.A. (CR)	5.34	1.52% #	PLAISIO COMPUTERS SA (CR)	3.29	-2.08% €
ELASTRON (CR)	2.02	1.51% #	TITAN CEMENT (CB)	10.96	-1.97% €
With the highest Transactions Value			With the highest Transactions Volume		
	Value (thou. €)	change		Volume	change
OTE (CR)	6,823.60	-1.68% €	EUROBANK HOLDINGS (CR)	4,202,063	-0.88% €
OPAP (CR)	5,125.64	-1.84% €	ALPHA SERVICES HOLD (CR)	3,973,863	-0.09% €
PPC (CR)	4,959.33	-0.86% €	NATIONAL BANK (CR)	1,116,100	-0.91% €
EUROBANK HOLDINGS (CR)	3,812.14	-0.88% €	PPC (CR)	948,445	-0.86% €
NATIONAL BANK (CR)	3,582.34	-0.91% €	PIRAEUS FINANCIAL HOLD (CR)	852,475	-0.48% €
ALPHA SERVICES HOLD (CR)	3,484.98	-0.09% €	MARFIN INVESTMENT GROUP (CR)	748,339	-0.99% €
JUMBO SA (CR)	3,116.88	-3.71% €	ATTICA BANK S.A. (CR)	589,708	5.06% #
MYTILINEOS (CR)	2,616.71	-1.95% €	OTE (CR)	443,559	-1.68% €
TERNA ENERGY (CR)	2,228.04	-1.68% €	OPAP (CR)	395,806	-1.84% €
MOTOR OIL (CR)	2,070.83	-0.87% €	BYTE COMPUTER SA (CR)	368,125	6.55% #

Note: Stocks that are not included in the "Under Supervision" category, and the transactions value is more than 10,000 €.

## Derivatives Summary

	Number of Trades	Volume	Open Interest
<b>Index Futures</b>	<b>250</b>	<b>1,019</b>	<b>3,807</b>
FTSE/Athex Banks	0	0	0
FTSE/Athex Large Cap	250	1,019	3,807
<b>Stock Futures</b>	<b>1,034</b>	<b>14,226</b>	<b>238,370</b>
ADMIE (IPTO) HOLDING S.A. (CR)	1	1	4,793
ALPHA SERVICES HOLD (CR)	179	4,407	83,493
CC HBC AG (CR)	3	5	524
CENERGY HOLDINGS (CB)	29	82	5,869
ELLAKTOR (CR)	1	1	261
EUROBANK HOLDINGS (CR)	74	3,218	16,318
EYDAP S.A. (CR)	1	4	83
FOURLIS (CR)	12	21	1,417
GEK TERNA (CR)	22	82	7,227
HELLENIC EXCHANGES-A.S.E. (CR)	0	0	1,022
HELLENIC PETROLEUM (CR)	15	121	720
INTRACOM HOLDINGS (CR)	20	165	3,299
JUMBO SA (CR)	10	12	777
LAMDA DEVELOPMENT SA (CR)	8	15	4,036
MARFIN INVESTMENT GROUP (CR)	13	53	13,562
MOTOR OIL (CR)	10	46	397
MYTILINEOS (CR)	47	216	2,786
NATIONAL BANK (CR)	188	2,173	14,983
OPAP (CR)	23	104	669
OTE (CR)	55	231	1,796
P.P.A. S.A. (CR)	5	22	626
PIRAEUS FINANCIAL HOLD (CR)	136	2,409	37,299
PPC (CR)	143	639	23,939
TERNA ENERGY (CR)	22	73	6,206
TITAN CEMENT (CB)	2	2	1,130
VIOHALCO SA/NV (CB)	15	124	5,138
<b>Index Options</b>	<b>9</b>	<b>114</b>	<b>537</b>
FTSE/Athex Large Cap	9	114	537
<b>Stock Options</b>	<b>1</b>	<b>4</b>	<b>515</b>
ALPHA SERVICES HOLD (CR)	0	0	0
NATIONAL BANK (CR)	0	0	233
OPAP (CR)	0	0	176
OTE (CR)	0	0	76
PIRAEUS FINANCIAL HOLD (CR)	0	0	10
PPC (CR)	1	4	20
<b>Total Derivatives Traded</b>	<b>1,294</b>	<b>15,363</b>	<b>243,229</b>







Daily Official List

Section 2: Analytic Figures of Shares Transactions

Year: 143 Trading Day No: 179

Thursday, 22 September, 2022

Table with columns: Number of Outstanding Securities, Nominal Value, Dividends [1], Date of Last Coupon Dividend [2], Note, Shares, Closing price, % change, Previous closing price/date, Open price, Price min, Price max, Last price, Avg price, Last Bid [7], Last Ask [7], P/E after tax, Year, Volume, Trades, Transactions Value[8], Company Mkt Value (thou. €), Year low, Year high, Sector [4]. Rows include various companies like INTERWOOD-XYLEMPORIA (CR), INTERLIFE G.C.I.(CR), INTERTECH SA (CR), etc.

Main Market - Low Liquidity Class

Table with columns similar to the previous table, but specifically for the Main Market - Low Liquidity Class. Rows include ALPHA REAL ESTATE SA(CR), ATTICA HOLDINGS (CR), FLEXOPACK SA (CR), INTERCONTINENTAL (CR), MEVACO SA (CR), REDS S.A. (CR), etc.



Number of Outstanding Securities	Nominal Value	Dividends [1]			Date of Last Coupon		Note	Shares	Closing price	% change	Previous closing price/date	Open price	Price min	Price max	Last price	Avg price	Last Bid [7]	Last Ask [7]	P/E after tax	Year	Volume	Trades	Transactions Value[8]	Company Mkt Value (thou. €)	Year low	Year high	Sector[4]
		2019	2020	2021	Dividend [2]	Right																					
66,948,210	0.300	---	---	---	22/09/2015	22/09/2015	5179	FOLLI FOLLIE (CR)	4.8	---	4.8	24/05/2018	---	---	---	---	---	---	---	---	---	---	---	321,351.41	4.8	4.8	40401030
12,417,000	0.310	---	---	---	27/08/2019	28/08/2017	5233	MLS MULTIMEDIA SA (CR)	0.57	---	0.57	12/05/2020	---	---	---	---	---	---	---	---	---	---	---	7,077.69	0.57	0.57	10101015
33,301,715	0.320	---	---	---	27/06/2003	08/07/2009	5241	AEGEK (CR)	0.035	---	0.035	25/06/2020	---	---	---	---	---	---	---	---	---	---	---	1,165.56	0.035	0.035	50101010
4,737,503	0.320	---	---	---	22/06/2005	22/09/2015	5115	VARANGIS AVEPE S.A. (CR)	0.11	---	0.11	02/03/2022	---	---	---	---	---	---	---	---	---	---	---	521.13	0.11	0.11	40202015
1,001,643	0.040	---	---	---	23/05/2005	17/08/2022	5206	G.E. DIMITRIOU (CR)	0.0125	---	0.0125	30/04/2019	---	---	---	---	---	---	---	---	---	---	---	12.52	0.0125	0.9625	40202020
7,085,888	1.59	---	---	---	02/07/1996	06/09/2010	5216	ELVIEMEK (CR)	2.6	---	2.6	30/09/2019	---	---	---	---	---	---	---	---	---	---	---	18,423.31	2.6	2.6	35101010
26,539,907	0.630	0.2446	0.3	---	05/05/2021	18/10/1999	---	EUROPEAN RELIANCE INSUR. (CR)	7.8	---	7.8	14/09/2022	---	---	---	---	---	---	---	---	---	---	---	207,011.27	5.02	7.98	30302010
25,179,640	0.600	---	---	---	08/08/1994	19/09/2000	5191	J.BOUTARIS & SON (CR)	0.026	---	0.026	01/10/2018	---	---	---	---	---	---	---	---	---	---	---	742.45	0.026	0.026	45101015
1,540,000	0.600	---	---	---	08/08/1994	19/09/2000	5192	J.BOUTARIS & SON (PR)	0.057	---	0.057	01/10/2018	---	---	---	---	---	---	---	---	---	---	---	742.45	0.057	0.057	45101015
7,734,375	1.00	---	---	---	09/07/2007	07/01/2011	5266	LIVANIS SA (CR)	0.185	---	0.185	03/05/2022	---	---	---	---	---	---	---	---	---	---	---	1,430.86	0.136	0.2	40301030

## Shares' Notes

Code	Note text
( )	- Adjusted dividends.
*	- Last adjusted closing price.
[1]	- Net dividends.
[2]	- The "Date of Last Coupon" for New listings refers to the date company's stocks started to trade in Athex
[3]	- The Company Market Value is referred to the number of outstanding shares
[4]	- Sectors codification can be found in Appendix A
[5]	- The Market Value refers to the total number of shares listed (including their several classes) in the exchange by the company.
[6]	- P/E greater than 100
[7]	- Last view of the Order Book before the end of the trading session
[8]	- All Blocks Methods' Transactions Value are included.
4750	- Transfer to the Under Surveillance Category from 8/4/2011.
4912	- Transfer to the Surveillance Category as of 31/7/2012.
4955	- Transfer to the Surveillance Category as from 5/4/2013.
4957	- Transfer to the Surveillance Category as from 5/4/2013.
4958	- Transfer to the Surveillance Category as from 5/4/2013.
4959	- Transfer to the Surveillance Category as from 5/4/2013.
5093	- Transfer to the Surveillance Category as of 8/4/2015.
5115	- Transfer to the Surveillance Category as of 15/04/2016.
5141	- Transfer to the Surveillance Category as of 10/05/2017.
5160	- Transfer to the Surveillance Category as of 15/04/2016.
5162	- Transfer to the Under Supervision Category as of 21/12/2009.
5165	- Transfer to the Surveillance Category as of 15/02/2018.
5179	- Suspension of trading as of 25/05/2018.
5191	- Suspension of trading as of 02/10/2018.
5192	- Suspension of trading as of 02/10/2018.
5193	- Transfer to the Surveillance Category as of 25/10/2018.
5194	- Transfer to the Surveillance Category as of 25/10/2018.
5197	- Transfer to the Surveillance Category as of 07/11/2018.
5206	- Suspension of trading as of 02/05/2019.
5216	- Suspension of trading as of 01/10/2019.
5232	- Transfer to the Under Surveillance Category from 08/04/2011.
5233	- Suspension of trading as of 13/05/2020.
5241	- Suspension of trading as of 26/06/2020.
5243	- Suspension of trading as of 01/07/2020.
5245	- Transfer to the Surveillance Category as of 09/07/2020.
5248	- Transfer to the Surveillance Category as of 06/09/20116.
5253	- Transfer to the Surveillance Category as of 14/5/2021.
5266	- Suspension of trading as of 04/05/2022.

### Securities Blocks Details

Securities	Block Volume	Price	Block Trade Value	Time of approval	Note
PIRAEUS FINANCIAL HOLD (CR)	98	1.18	115.51	11:00:19	14
EUROBANK HOLDINGS (CR)	1,000,000	0.913	913,000.00	12:08:06	20
NATIONAL BANK (CR)	211,513	3.36	709,837.63	12:34:24	20
OTE (CR)	74,914	15.45	1,157,421.30	13:17:19	20
VOYATZOGLOU (CR)	5	2.16	10.80	14:04:36	18
ALPHA SERVICES HOLD (CR)	1,000,000	0.870	870,000.00	14:26:46	20
PPC (CR)	200,000	5.20	1,040,000.00	16:34:18	20
ALPHA SERVICES HOLD (CR)	500,000	0.880	440,000.00	16:38:41	20
EYDAP S.A. (CR)	40,000	7.40	296,000.00	17:14:20	20

### Blocks Notes

- 9 - Method 6-1 / Special Fees
- 10 - Method 6-1 / Special Fees, SDS
- 14 - Method 6-3 / Settlement, Incomplete Buy and Sell
- 18 - Method 6-2 / SPOT 1
- 19 - Method 6-2 / SPOT 2
- 20 - Method 6-1 and Method 6-1 Same Day Settlement
- 21 - Other Pre-agreed

**Shares Rights Details**

Occurred date	Exercise from	Exercise until	Trading until	Rights	Price min	Price max	Closing price	Last Bid	Last Ask	Volume	Trades	Transactions Value
---------------	---------------	----------------	---------------	--------	-----------	-----------	---------------	----------	----------	--------	--------	--------------------

No Rights Transactions.



---

**Forced Sales Details**

---

Securities	Category of Security	Transactions Volume	Number of Trades	Transactions Value	Note
------------	----------------------	------------------------	---------------------	-----------------------	------

---

No Forced Transactions.

---

---

**Forced Sales Notes**

---

- 1 - Compulsory Public Forced Sales
- 2 - Forced Sales of Fixed Registered Shares
- 3 - Forced Sales of Remaining Fractional Shares

## Exchange Traded Funds (ETFs) Characteristics

	Transactions Date (T)	Creation / Redemption	Units (T-1)	New Units (T-1)	Redemption Units (T-1)	Units (T) [1]	Fund Assets [2]	Net Unit Price	Dividend per Unit	Dividend Date
ALPHA ETF FTSE Athex Large Cap	22/09/2022	5,000	906,928	---	---	906,928	18,061,200.00	19.9147	0.52	01/07/2022

## ETFs Notes

[1] - Units (T) = Units (T-1) + New Units (T-1) - Redemption Units (T-1)

[2] - The Creation / Redemption Units of T-1 are included.

## Non Convertible Corporate Bonds - Regulated Market

Num Listed Bonds	Nominal price	Issue price	Today's Rate	Exp. Date	Duration (years)	Note	Coupon		Trading Unit	Corporate Bonds	Accrued Int.	Yield.T.Mat	Price min	Price max	Closing price	Previous closing price/date	Volume	Transactions Value	Last order		Date	ear min	Year max	
							Common	Preferred											Price	Buy / Sell				
100,000	1,000.00	1,000.00	2.95	11/02/2027	5	---	2	---	1	SAFE BULKERS PARTICIPATIONS PLC (Non Convertible)	3.7694	5.0590	92.0000	92.0000	92.0000	92.0290	21/09/2022	6,000	5,542.62	92.0000	B	22/09/2022	88.9211	100.0000
320,000	1,000.00	1,000.00	3.40	21/07/2027	7	---	5	---	1	LAMDA DEVELOPMENT S.A. (Non Convertible)	6.3278	4.5800	93.8000	95.5000	93.9059	95.3300	21/09/2022	61,000	58,033.01	93.8000	B	22/09/2022	86.1000	102.0000
200,000	1,000.00	1,000.00	2.10	27/10/2027	7	---	4	---	1	O.P.A.P. S.A. (Non Convertible)	8.8667	3.0990	93.5100	95.0000	94.9900	94.9800	21/09/2022	23,000	21,762.18	93.5100	B	22/09/2022	90.1209	101.7500
200,000	1,000.00	1,000.00	1.90	23/03/2028	7	---	3	---	1	MOTOR OIL CORINTH REFINERIES SA (Non Convertible)	---	3.9740	90.0000	90.0000	90.0000	90.0000	21/09/2022	11,000	9,901.74	89.6000	B	22/09/2022	88.7317	99.2000
100,000	1,000.00	1,000.00	2.70	25/05/2026	5	---	3	---	1	COSTAMARE PARTICIPATIONS PLC (Non Convertible)	9.3000	3.9270	93.4803	95.5500	95.5500	94.7120	21/09/2022	72,000	68,619.03	94.7000	B	22/09/2022	93.1800	102.0000
300,000	1,000.00	1,000.00	2.30	20/07/2028	7	---	3	---	1	PRODEA REIC S.A.(Non Convertible)	4.3444	5.1360	86.5000	87.0000	86.5020	86.5020	21/09/2022	29,000	25,225.51	86.5020	B	22/09/2022	85.0644	98.1000
150,000	1,000.00	1,000.00	2.65	22/10/2026	5	---	2	---	1	CPLP SHIPPING HOLDINGS PLC (Non Convertible)	11.2625	4.2490	94.0000	94.0001	94.0000	95.0000	21/09/2022	6,000	5,707.58	93.8000	B	22/09/2022	91.5000	100.0000
250,000	1,000.00	1,000.00	2.45	16/11/2028	7	---	2	---	1	ELVALHALCOR S.A. (Non Convertible)	9.0514	4.4880	88.9338	90.5700	89.6000	90.5380	21/09/2022	35,000	31,733.91	88.2000	B	22/09/2022	86.9800	100.2900
500,000	1,000.00	1,000.00	2.75	03/07/2027	7	---	5	---	1	GEK TERNA S.A. (Non Convertible)	6.4167	4.8760	90.0000	90.8000	90.4817	90.4000	21/09/2022	42,000	38,271.82	89.5500	B	22/09/2022	88.0000	99.0000
300,000	1,000.00	1,000.00	2.30	14/12/2028	7	---	2	---	1	GEK TERNA S.A. (Non Convertible)	6.6444	5.2250	85.1500	86.2000	85.6550	86.7000	21/09/2022	10,000	8,631.94	85.6000	B	22/09/2022	85.6550	100.0000
175,000	1,000.00	1,000.00	3.40	26/07/2024	5	---	7	---	1	ATTICA HOLDINGS S.A. (Non Convertible)	5.8556	5.1420	96.0402	96.1400	96.0735	97.7330	21/09/2022	6,000	5,799.54	96.2500	B	22/09/2022	93.2476	99.4500
230,000	1,000.00	1,000.00	4.70	12/07/2029	7	---	1	---	1	LAMDA DEVELOPMENT S.A. (Non convertible)	9.9222	4.5330	100.6000	100.6800	100.6557	100.5000	21/09/2022	23,000	23,379.02	100.3500	B	22/09/2022	99.5620	102.9190
100,000	1,000.00	1,000.00	4.40	26/07/2029	7	---	1	---	1	CPLP SHIPPING HOLDINGS PLC (Non Convertible)	7.5778	4.7490	98.0000	98.0005	98.0003	98.0000	21/09/2022	2,000	1,975.16	97.9000	B	22/09/2022	97.8138	101.0000
200,000	1,000.00	1,000.00	3.60	12/03/2026	7	---	8	---	1	AEGEAN AIRLINES S.A. (Non Convertible)	1.4000	4.4730	94.3000	95.5900	95.5900	95.6000	21/09/2022	15,000	14,226.87	94.3102	B	22/09/2022	93.8900	101.3000
150,000	1,000.00	1,000.00	2.60	22/10/2026	7	---	6	---	1	TERNA ENERGY FINANCE S.A. (Non Convertible)	11.0500	4.5450	---	---	---	92.0000	21/09/2022	---	---	90.5501	B	22/09/2022	92.0000	99.9900
100,000	1,000.00	1,000.00	2.80	25/01/2027	5	---	2	---	1	PREMIA S.A. (Non Convertible)	4.9000	5.7790	88.2000	89.5450	89.1607	89.3830	20/09/2022	7,000	6,275.55	88.0456	B	22/09/2022	89.0433	99.5000
120,000	1,000.00	1,000.00	3.95	04/04/2025	7	---	9	---	1	GEK TERNA S.A. (Non Convertible)	19.2014	3.6030	99.3000	99.3000	99.3000	99.0000	21/09/2022	10,000	10,122.01	98.9000	B	22/09/2022	98.5614	103.2000
90,000	1,000.00	1,000.00	3.00	11/05/2023	5	---	9	---	1	CORAL A.E. (Non Convertible)	11.5000	1.8130	100.5999	100.6000	100.6000	99.7000	21/09/2022	21,000	21,367.49	99.7000	B	22/09/2022	99.0001	102.0000

## Corporate Bonds Notes

Transactions Volume = (Pieces) \* (Nominal Price). Transactions Value = (Pieces) \* (Nominal Price) \* (price %) + (Accrued interest).

The price of a Bond is stated as a percentage (%) of Bond's Nominal Price.

Nominal Price in Euros (€), except if it is noted differently.

## Non Convertible Corporate Bonds - Regulated Market

Num Listed Bonds	Nominal price	Issue price	Today's Rate	Exp. Date	Duration (years)	Note	Coupon		Trading Unit	Corporate Bonds	Accrued Int.	Yield.T.Mat	Price min	Price max	Closing price	Previous closing price/date	Volume	Transactions Value	Last order			ear min	Year max	
							Common	Preferred											Price	Buy / Sell	Date			
20,148	1,000.00	1,000.00	4.95	26/06/2023	5	---	9	---	1	B&F COMM. & GARM. INDUS. S.A. (Non Convertible)	12.5125	4.0590	100.0200	100.0200	100.0200	100.0020	20/09/2022	4,000	4,050.85	100.0200	B	22/09/2022	99.0000	102.0000
120,000	1,000.00	1,000.00	2.65	06/12/2028	7	---	2	---	1	NOVAL PROPERTY REIC (Non Convertible)	8.2444	4.8470	88.9000	90.4500	88.9000	89.9810	21/09/2022	36,000	32,538.04	87.0000	B	22/09/2022	86.9173	100.0000

## Corporate Bonds Notes

Transactions Volume = (Pieces) \* (Nominal Price). Transactions Value = (Pieces) \* (Nominal Price) \* (price %) + (Accrued interest).

The price of a Bond is stated as a percentage (%) of Bond's Nominal Price.

Nominal Price in Euros (€), except if it is noted differently.

## Government Bonds

Number Listed Bonds	Nominal price	Today's Rate	Accrued Interest Calc	Exp. Date [1]	Duration (years)	Note	Coupons Date	Curr. coupon value	Trading Unit	Government Bonds	Price min	Price max	Closing price	Previous closing price/date	Volume	Transactions Value	Price	Last order Buy / Sell	Date
4,500,000	1,000.00	1.88	Actual/Actual	04/02/2035	15	---	04/02	1.88	1	GGB-FXD-040235-15Y-1.875-1.000	---	---	---	---	---	---	---	---	---
2,500,000	1,000.00	3.45	Actual/Actual	02/04/2024	5	---	02/04	3.45	1	GGB-FXD-020424-05Y-3.450-1.000	---	---	---	---	---	---	---	---	---
6,000,000	1,000.00	0.75	Actual/Actual	18/06/2031	10	---	18/06	0.75	1	GGB-FXD-180631-10Y-0.750-1.000	---	---	---	---	---	---	---	---	---
4,355,990,324	1.00	3.50	Actual/Actual	30/01/2023	5	---	01/02 - 31/01	3.50	1	GGB-FXD-300123-05Y-3.500-1.000	---	---	---	94.5720 13/07/2018	---	---	1.0000	B	28/11/2018
5,962,747,327	1.00	3.75	Actual/Actual	30/01/2028	10	---	/02 - 01/02 - 31/	3.75	1	GGB-FXD-300128-10Y-3.750-1.000	---	---	---	85.4610 13/07/2018	---	---	1.0000	B	28/11/2018
7,067,309,386	1.00	3.90	Actual/Actual	30/01/2033	15	---	/02 - 01/02 - 31/	3.90	1	GGB-FXD-300133-15Y-3.900-1.000	---	---	---	78.6730 13/07/2018	---	---	1.0000	B	28/11/2018
5,472,848,349	1.00	4.00	Actual/Actual	30/01/2037	19	---	/02 - 01/02 - 31/	4.00	1	GGB-FXD-300137-19Y-4.000-1.000	---	---	---	77.0370 13/07/2018	---	---	1.0000	B	28/11/2018
5,276,770,669	1.00	4.20	Actual/Actual	30/01/2042	24	---	/02 - 01/02 - 31/	4.20	1	GGB-FXD-300142-24Y-4.200-1.000	---	---	---	77.7640 13/07/2018	---	---	1.0000	B	28/11/2018
119,550,565	1.00	4.30	Actual/Actual	24/02/2023	11	---	24/02	4.30	1	GGB-FXD-240223-11Y-2.000-1.000	---	---	---	10.0000 22/06/2015	---	---	10.0000	B	11/07/2019
48,794,718	1.00	4.30	Actual/Actual	24/02/2024	12	---	24/02	4.30	1	GGB-FXD-240224-12Y-2.000-1.000	---	---	---	10.0000 22/06/2015	---	---	---	---	---
40,248,141	1.00	4.30	Actual/Actual	24/02/2025	13	---	24/02	4.30	1	GGB-FXD-240225-13Y-2.000-1.000	---	---	---	10.0000 22/06/2015	---	---	---	---	---
59,586,043	1.00	4.30	Actual/Actual	24/02/2026	14	---	24/02	4.30	1	GGB-FXD-240226-14Y-2.000-1.000	---	---	---	10.0000 22/06/2015	---	---	---	---	---
41,118,344	1.00	4.30	Actual/Actual	24/02/2027	15	---	24/02	4.30	1	GGB-FXD-240227-15Y-2.000-1.000	---	---	---	10.0000 22/06/2015	---	---	---	---	---
45,137,734	1.00	4.30	Actual/Actual	24/02/2028	16	---	24/02	4.30	1	GGB-FXD-240228-16Y-2.000-1.000	---	---	---	10.0000 22/06/2015	---	---	---	---	---
61,768,888	1.00	4.30	Actual/Actual	24/02/2029	17	---	24/02	4.30	1	GGB-FXD-240229-17Y-2.000-1.000	---	---	---	10.0000 22/06/2015	---	---	---	---	---
54,567,744	1.00	4.30	Actual/Actual	24/02/2030	18	---	24/02	4.30	1	GGB-FXD-240230-18Y-2.000-1.000	---	---	---	10.0000 22/06/2015	---	---	---	---	---
37,541,515	1.00	4.30	Actual/Actual	24/02/2031	19	---	24/02	4.30	1	GGB-FXD-240231-19Y-2.000-1.000	---	---	---	10.0000 22/06/2015	---	---	---	---	---
37,558,317	1.00	4.30	Actual/Actual	24/02/2032	20	---	24/02	4.30	1	GGB-FXD-240232-20Y-2.000-1.000	---	---	---	10.0000 22/06/2015	---	---	---	---	---
37,473,732	1.00	4.30	Actual/Actual	24/02/2033	21	---	24/02	4.30	1	GGB-FXD-240233-21Y-2.000-1.000	---	---	---	10.0000 22/06/2015	---	---	---	---	---
33,888,293	1.00	4.30	Actual/Actual	24/02/2034	22	---	24/02	4.30	1	GGB-FXD-240234-22Y-2.000-1.000	---	---	---	10.0000 22/06/2015	---	---	---	---	---
35,177,800	1.00	4.30	Actual/Actual	24/02/2035	23	---	24/02	4.30	1	GGB-FXD-240235-23Y-2.000-1.000	---	---	---	10.0000 22/06/2015	---	---	---	---	---
35,547,268	1.00	4.30	Actual/Actual	24/02/2036	24	---	24/02	4.30	1	GGB-FXD-240236-24Y-2.000-1.000	---	---	---	10.0000 22/06/2015	---	---	---	---	---
40,246,306	1.00	4.30	Actual/Actual	24/02/2037	25	---	24/02	4.30	1	GGB-FXD-240237-25Y-2.000-1.000	---	---	---	10.0000 22/06/2015	---	---	---	---	---
37,643,952	1.00	4.30	Actual/Actual	24/02/2038	26	---	24/02	4.30	1	GGB-FXD-240238-26Y-2.000-1.000	---	---	---	10.0000 22/06/2015	---	---	---	---	---
36,977,100	1.00	4.30	Actual/Actual	24/02/2039	27	---	24/02	4.30	1	GGB-FXD-240239-27Y-2.000-1.000	---	---	---	10.0000 22/06/2015	---	---	---	---	---
41,615,000	1.00	4.30	Actual/Actual	24/02/2040	28	---	24/02	4.30	1	GGB-FXD-240240-28Y-2.000-1.000	---	---	---	10.0000 22/06/2015	---	---	---	---	---
42,227,208	1.00	4.30	Actual/Actual	24/02/2041	29	---	24/02	4.30	1	GGB-FXD-240241-29Y-2.000-1.000	---	---	---	10.0000 22/06/2015	---	---	---	---	---
68,288,487	1.00	4.30	Actual/Actual	24/02/2042	30	---	24/02	4.30	1	GGB-FXD-240242-30Y-2.000-1.000	---	---	---	10.0000 22/06/2015	---	---	---	---	---
4,000,000	1,000.00	3.88	Actual/Actual	12/03/2029	10	---	12/03	3.88	1	GGB-FXD-120329-10Y-3.875-1.000	---	---	---	---	---	---	100.0000	B	15/10/2019
4,500,000	1,000.00	0.00	Actual/Actual	12/02/2026	5	---	12/02	0.00	1	GGB-FXD-120226-05Y-0.000-1.000	---	---	---	---	---	---	---	---	---
3,000,000	1,000.00	3.38	Actual/Actual	15/02/2025	7	---	15/02	3.38	1	GGB-FXD-150225-07Y-3.375-1.000	---	---	---	---	---	---	---	---	---
250,250	1,000.00	2.90	Actual/Actual	20/03/2023	4	---	20/03	2.90	1	GGB-FXD-200323-04Y-2.900-1.000	---	---	---	---	---	---	---	---	---
964,000	1,000.00	3.25	Actual/Actual	20/03/2025	6	---	20/03	3.25	1	GGB-FXD-200325-06Y-3.250-1.000	---	---	---	---	---	---	---	---	---
2,100,000	1,000.00	3.55	Actual/Actual	20/03/2026	7	---	20/03	3.55	1	GGB-FXD-200326-07Y-3.550-1.000	---	---	---	---	---	---	---	---	---

## Government Bonds Notes

Transactions Volume = (Pieces) \* (Nominal Price). Transactions Value = (Pieces) \* (Nominal Price) \* (price %) + (Accrued interest).

The Value of current coupon for the issues with NV 0.01 euro refers to NV 100 euros

FLR: Floating Interest Rate.

[1] - The Expiration Date of the interest bearing period and the Date for coupon payment.

## Government Bonds

Number Listed Bonds	Nominal price	Today's Rate	Accrued Interest Calc	Exp. Date [1]	Duration (years)	Note	Coupons Date	Curr. coupon value	Trading Unit	Government Bonds	Price min	Price max	Closing price	Previous closing price/date	Volume	Transactions Value	Price	Last order Buy / Sell	Date
5,500,000	1,000.00	1.50	Actual/Actual	18/06/2030	10	---	18/06	1.50	1	GGB-FXD-180630-10Y-1.500-1.000	---	---	---	---	---	---	---	---	---
5,364,250	1,000.00	3.25	Actual/Actual	20/03/2050	30	---	20/03	3.25	1	GGB-FXD-200350-30Y-3.250-1.000	---	---	---	---	---	---	---	---	---
3,924,361	1,000.00	2.00	Actual/Actual	22/04/2027	7	---	22/04	2.00	1	GGB-FXD-220427-07Y-2.000-1.000	---	---	---	---	---	---	99.9000	B	22/04/2020
2,500,000	1,000.00	1.88	Actual/Actual	23/07/2026	7	---	23/07	1.88	1	GGB-FXD-230726-07Y-1.875-1.000	---	---	---	---	---	---	---	---	---
3,500,000	1,000.00	1.88	Actual/Actual	24/01/2052	30	---	24/01	1.88	1	GGB-FXD-240152-30Y-1.875-1.000	---	---	---	---	---	---	---	---	---
3,500,000	1,000.00	1.75	Actual/Actual	18/06/2032	10	---	18/06	1.75	1	GGB-FXD-180632-10Y-1.750-1.000	---	---	---	---	---	---	---	---	---
1,000,000	1,000.00	1.13	FLR Actual/360	15/12/2027	5	---	- 15/12 - 15/03 -	---	1	GGB-FLT-151227-05Y-1.130-1.000	---	---	---	---	---	---	---	---	---

## Government Bonds Notes

Transactions Volume = (Pieces) \* (Nominal Price). Transactions Value = (Pieces) \* (Nominal Price) \* (price %) + (Accrued interest).

The Value of current coupon for the issues with NV 0.01 euro refers to NV 100 euros

FLR: Floating Interest Rate.

[1] - The Expiration Date of the interest bearing period and the Date for coupon payment.

## Treasury Bills &amp; Zero Coupon Government Bonds

Issue Date	13-Week Maturity									26-Week Maturity									52-Week Maturity								
	Exp. Date	Initial Rate	Num Listed Bonds	Nominal price	Issue price	Last Trade Price	Last Trade Date	Volume Traded	Note	Exp. Date	Initial Rate	Num Listed Bonds	Nominal price	Issue price	Last Trade Price	Last Trade Date	Volume Traded	Note	Exp. Date	Initial Rate	Num Listed Bonds	Nominal price	Issue price	Last Trade Price	Last Trade Date	Volume Traded	Note
10/12/2021	---	---	---	---	---	---	---	---	---	---	---	---	---	---	---	---	---	---	09/12/2022	-0.40	600,000	1,000.00	1,004.06	---	---	---	---
11/03/2022	---	---	---	---	---	---	---	---	---	---	---	---	---	---	---	---	---	---	10/03/2023	-0.23	1,000,000	1,000.00	1,002.30	---	---	---	---
10/06/2022	---	---	---	---	---	---	---	---	---	---	---	---	---	---	---	---	---	---	09/06/2023	0.83	1,600,000	1,000.00	991.68	---	---	---	---
09/09/2022	---	---	---	---	---	---	---	---	---	---	---	---	---	---	---	---	---	---	08/09/2023	1.97	1,000,000	1,000.00	980.47	---	---	---	---

Bonds in Circulation	Currency / Min nominal traded Value	Coupons Payment Date	Current Coupon Value	Note	Coupon	Trading Unit	Issue Date	Duration (years)	Today's Interest	A.I.C in days	Bonds	Last price of previous days		Last Outcry in Cash (euro)		Trades in Pieces	Life min	Life Max	
												Price	Buy / Sell	Price	Buy / Sell				
<b>Corporate Bonds in Foreign Currency and Euro</b>																			
103,746	GBP / 10	01/12	0.25	---	63	1	01/12/1930	98	2.5	360	National Mortgage Bank	2.27	05/02/1996	2.27	S	05/02/1996	---	2.27	2.27
0	GBP / 10	01/12	0.25	---	65	1	01/12/1928	100	2.5	360	National Mortgage Bank	---	---	---	---	---	---	---	---

## Government Bonds Notes

A.I.C: Accrued Interest Calculation base.

FLR: Floating Interest Rate.

The minimum tradeable Nominal Value for all Demeterialised Government Titles is 100 Euros.

(μτφρ-0)



## Athex &amp; ATHEXClear Members List

Member Name				Stock Market			Derivatives Market		ATHEXClear Member	
	Address	Phone	Fax	Market Member	Remote Member	Market Maker	Proprietary	Market Maker	General Clearing	Direct Clearing
A. SARRIS SECURITIES S.A.				a						
6, ΔΡΑΓΑΤΣΑΝΙΟΥ 6 ΑΘΗΝΑ	2103367700									
AEONIC SECURITIES C.I.F. P.L.C.				a	a					
, ΛΑΪΟΥ 6, ΓΡ. 301B, ANNA COURT	35725337600									
ALPHA BANK S.A.									a	
, ΣΤΑΔΙΟΥ 40 ΑΘΗΝΑ	2103260000									
ALPHA FINANCE INVESTMENT SERVICES SINGLE MEMBER SA				a		a	a	a		a
5, ΜΕΡΛΙΝ 5 ΑΘΗΝΑ	2103677400									
ARGUS STOCKBROKERS LTD				a	a		a			
25 , 25 ΛΕΩΦΟΡΟΣ ΔΗΜΟΣΘΕΝΗ ΣΕΒΕΡΗ	0035722717000									
ATLANTIC SECURITIES LTD				a	a					
37, ΠΡΟΔΡΟΜΟΥ 37	0035722445400									
AXON SECURITIES S.A.				a			a			
48, ΣΤΑΔΙΟΥ 48 ΑΘΗΝΑ	2103363800									
BETA SECURITIES S.A.				a		a	a			a
29 , Λ.ΑΛΕΞΑΝΔΡΑΣ 29 ΑΘΗΝΑ	2106478930									
BNP PARIBAS SECURITIES SERVICES									a	
2, ΛΑΜΨΑΚΟΥ 2 ΑΘΗΝΑ	2107468500									
BOFA SECURITIES EUROPE SA				a	a					
, 112 AVENUE KL'BER 75116	+33 153655555									
CAPITAL SECURITIES S.A.				a			a			
58, ΜΗΤΡΟΠΟΛΕΩΣ 58 ΑΘΗΝΑ	2103369700									
CITIGROUP GLOBAL MARKETS EUROPE AG				a	a					
16, REUTERWEG 16	+49 691366-0									
CITIGROUP GLOBAL MARKETS LIMITED				a						
1, 33 CANADA SQUARE -CANARY WHARF	+44 02079864000									
CREDIT SUISSE BANK (EUROPE), S.A.				a	a					
, CALLE AYALA 42, 3A PLANTA-B MADRID	+34917916000									
CREDIT SUISSE SECURITIES (EUROPE) LIMITED				a						
1 , ONE CABOT SQUARE LONDON	+44 2078888888									
CYCLOS SECURITIES S.A.				a			a			
39, ΠΑΝΕΠΙΣΤΗΜΙΟΥ 39 ΑΘΗΝΑ	2103364300									
DEUTSCHE BANK S.A.					a					
1 , GREAT WINCHESTER STREET LONDON	+44 20 754 54209	00441133361437								
EUROBANK EQUITIES INVESTMENT FIRM SINGLE MEMBER SA				a		a	a	a		a
, ΦΙΛΕΛΛΗΝΩΝ 10 & ΞΕΝΟΦΩΝΤΟΣ 13 ΑΘΗΝΑ	2103720425									
EUROBANK S.A.									a	
, ΟΘΩΝΟΣ 8 ΑΘΗΝΑ	2103337000									
EUROCORP INVESTMENT SERVICES S.A.				a			a			a
14, ΠΛ.ΦΙΛΙΚΗΣ ΕΤΑΙΡΕΙΑΣ 14 ΑΘΗΝΑ	2107263600									
EUROTRUST INVESTMENT FIRM SA				a						
113, ΣΕΒΑΣΤΟΥΠΟΛΕΩΣ 113 ΑΘΗΝΑ	2103363100									
EUROXX SECURITIES S.A.				a		a	a	a		a
7, ΠΑΛΑΙΟΛΟΓΟΥ ΧΑΛΑΝΔΡΙ	(210)-6879400	(210)-6879401								
7, ΠΑΛΕΟΛΟΓΟΥ ΧΑΛΑΝΔΡΙ	+30 2106879400	210-6879401								
G. A. PERVANAS SECURITIES- INVESTMENT SERVICES S.A.				a						
7-9, ΣΟΦΟΚΛΕΟΥΣ 7-9 ΑΘΗΝΑ	2103727200									
GLOBAL CAPITAL SECURITIES & FINANCIAL SERVICES LTD				a	a					
50, Λ.ΑΡΧΙΕΠΙΣΚΟΠΟΥ ΜΑΚΑΡΙΟΥ Γ50	0035722710710									
HELLENIC AMERICAN SECURITIES S.A.				a		a	a			a
27, ΑΝΔΡΕΑ ΠΑΠΑΝΔΡΕΟΥ 27 ΜΑΡΟΥΣΙ	2103311100									
HELLENIC BANK (INVESTMENTS) LTD					a					
, ΑVE.KYΡΙΑΚΟΥ ΜΑΤΣΙ 31 - ΡΟ BOX 24747 NICOSIA	+357 22500100	357 22500110								
HSBC CONTINENTAL EUROPE									a	
109-111, Λ.ΜΕΣΟΓΕΙΩΝ 109-111	2106960000									
INDEX SECURITIES S.A.				a						
6, ΔΡΑΓΑΤΣΑΝΙΟΥ 6 ΑΘΗΝΑ	2103213920									
J. CHR. MAVRIKIS SECURITIES S.A.				a						
5, ΣΟΦΟΚΛΕΟΥΣ 5 ΑΘΗΝΑ	2103216730									
KAPPA SECURITIES S.A.				a			a			
15, ΒΑΛΛΑΡΙΤΟΥ 15 ΑΘΗΝΑ	2103678600									
KARAMANOF SECURITIES & INVESTMENT SERVICES S.A.				a						
2, ΠΛ.ΑΓ.ΘΕΟΔΩΡΩΝ 2 ΑΘΗΝΑ	2103212947									

## Athex &amp; ATHEXClear Members List

Member Name				Stock Market			Derivatives Market		ATHEXClear Member	
	Address	Phone	Fax	Market Member	Remote Member	Market Maker	Proprietary	Market Maker	General Clearing	Direct Clearing
LAIKI FINANCIAL SERVICES LTD					a					
26, AVE. VYRONOS NICOSIA	357 22367367	357 22718567								
LEON DEPOLAS SECURITIES S.A.				a		a	a			
1, ΧΡΗΣΤΟΥ ΛΑΔΑ 1 ATHINA	2103213276 -28									
MEGA EQUITY SECURITIES & FINANCIAL SERVICES PUBLIC LTD				a	a		a			
42-44, ΛΕΩΦ.ΓΡΙΒΑ ΔΙΓΕΝΗ 42-44	0035722711711									
MERIT SECURITIES S.A				a		a	a			a
5, ΣΟΦΟΚΛΕΟΥΣ 5 ATHINA	2103671880									
MERRILL LYNCH INTERNATIONAL				a						
2 , 2 KING EDWARD STREET LONDON	+44 20276281000									
N. CHRYSOCHOIDIS SECURITIES S.A.				a			a			a
7-9, ΣΟΦΟΚΛΕΟΥΣ 7-9 ATHINA	2103213913									
NATIONAL BANK OF GREECE S.A.				a			a		a	
86, ΑΙΟΛΟΥ ΣΤΡ. ΑΘΗΝΑ	(210)-3341000	(210)-3228187								
68, ΑΚΑΔΙΜΙΑΣ ΣΤΡ. ΑΘΗΝΑ	(210)-3328817	(210)-3328678								
NATIONAL SECURITIES SINGLE MEMBER SA				a		a	a	a		
66, ΛΕΩΦΟΡΟΣ ΑΘΗΝΩΝ 128-132 & ΙΦΙΓΕΝΙΑΣ ΑΘΗΝΑ	2103328784									
NUNTIUS BROKERAGE AND INVESTMENT SERVICES S.A				a						
6, ΔΡΑΓΑΤΣΑΝΙΟΥ 6 ΑΘΗΝΑ	2103350599									
ONE PLUS CAPITAL LIMITED				a	a					
, 75 PRODROMOU AVENUE NICOSIA 1307	35722873760									
OPTIMA BANK S.A.				a		a	a	a	a	
32 , ΑΙΓΙΑΛΕΙΑΣ 32 & ΠΑΡΑΔΕΙΣΟΥ ΜΑΡΟΥΣΙ	2108173663									
PANTELAKIS SECURITIES S.A.				a		a	a	a		
57, ΕΘΝΙΚΗΣ ΑΝΤΙΣΤΑΣΕΩΣ 57, ΚΤΙΡΙΟ Β CHALANDRI	2106965000									
PEGASUS SECURITIES S.A				a			a			
17 , ΒΑΛΛΩΡΙΤΟΥ 17 & ΑΜΕΡΙΚΗΣ ΑΘΗΝΑ	2103670700									
PIRAEUS BANK S.A.				a			a		a	
, ΑΜΕΡΙΚΗΣ 4 ΑΘΗΝΑ	2103335000									
PIRAEUS SECURITIES S. A.				a		a	a	a		a
10, ΣΤΑΔΙΟΥ 10 ΑΘΗΝΑ	2103354100									
PROCHOICE SECURITIES LTD				a	a					
57, ΛΕΩΦ.ΣΠΥΡΟΥ ΚΥΠΡΙΑΝΟΥ 57, ΑΚΙΝΗΤΑ Φ	035724661192									
SHARELINK SECURITIES & FINANCIAL SERVICES LTD				a			a			
6 , HOUSE-ΘΕΟΤΟΚΗ 6 ΜΕΓΑΡΟ ΕΛΛΗΝΑ	+357 22554200									
SOCIETE GENERALE S.A.				a	a		a			
, 17 COURS VALMY, CEDEX	+157290504									
SOLIDUS SECURITIES S.A				a			a			a
64, ΛΟΥΙΖΗΣ ΡΙΑΝΚΟΥΡ 64 ΑΘΗΝΑ	2106900600									
ST. EM. LAVRENTAKIS SECURITIES S.A.				a			a			
7-9, ΣΟΦΟΚΛΕΟΥΣ 7-9 ΑΘΗΝΑ	2103213336									
THE CYPRUS INVESTMENT & SECURITIES CORPORATION LTD				a	a					
154, ΑΓΙΟΥ ΠΡΟΚΟΠΙΟΥ & ΠΟΣΕΙΔΩΝΟΣ 1	0035722121700									
UBS EUROPE SE				a	a					
, OPERNTURM, BOCKENHEIMER LANDSTRASSE 2-4	496921790									
UBS LIMITED					a					
1 , FINSBURY AVENUE LONDON	+44 2075687135									

List of Stocks under Market Making operations

Securities	Market Maker	Start Market Making	Stock Category	Suspension Status
MLS MULTIMEDIA SA (CR)				
	PIRAEUS SECURITIES S. A.	01/08/2019		
ALPHA ETF FTSE Athex Large Cap			Exchange Traded Funds (ETFs)	
	ALPHA FINANCE INVESTMENT SERVICES SINGLE MEMBER SA	02/01/1900		
	NATIONAL SECURITIES SINGLE MEMBER SA	02/01/1900		
ADMIE (IPTO) HOLDING S.A. (CR)			Main Market	
	EUROBANK EQUITIES INVESTMENT FIRM SINGLE MEMBER SA	24/05/2021		
	HELLENIC AMERICAN SECURITIES S.A.	09/03/2020		
	PIRAEUS SECURITIES S. A.	29/06/2017		
AEGEAN AIRLINES (CR)			Main Market	
	EUROBANK EQUITIES INVESTMENT FIRM SINGLE MEMBER SA	22/09/2020		
ALPHA SERVICES HOLD (CR)			Main Market	
	ALPHA FINANCE INVESTMENT SERVICES SINGLE MEMBER SA	29/02/2016		
	EUROBANK EQUITIES INVESTMENT FIRM SINGLE MEMBER SA	22/10/2006		
	HELLENIC AMERICAN SECURITIES S.A.	25/07/2014		
	LEON DEPOLAS SECURITIES S.A.	04/01/2016		
	MERIT SECURITIES S.A	03/09/2012		
	NATIONAL SECURITIES SINGLE MEMBER SA	02/01/1900		
	PIRAEUS SECURITIES S. A.	28/05/2009		
ALPHA TRUST (CR)			Main Market	
	LEON DEPOLAS SECURITIES S.A.	04/01/2021		
ANDROMEDA SA (CR)			Main Market	
	BETA SECURITIES S.A.	15/02/2021		
ATTICA BANK S.A. (CR)			Main Market	
	EUROXX SECURITIES S.A.	22/01/2016		
AUTOHELLAS SA (CR)			Main Market	
	ALPHA FINANCE INVESTMENT SERVICES SINGLE MEMBER SA	01/07/2019		
	EUROXX SECURITIES S.A.	02/07/2018		
AVAX S.A. (CR)			Main Market	
	EUROBANK EQUITIES INVESTMENT FIRM SINGLE MEMBER SA	14/12/2015		
	PIRAEUS SECURITIES S. A.	01/02/2021		
AVE (CR)			Main Market	
	EUROXX SECURITIES S.A.	05/06/2020		
BRIQ PROPERTIES (CR)			Main Market	
	EUROBANK EQUITIES INVESTMENT FIRM SINGLE MEMBER SA	09/09/2019		
	LEON DEPOLAS SECURITIES S.A.	22/02/2021		
BYTE COMPUTER SA (CR)			Main Market	
	MERIT SECURITIES S.A	04/08/2008		
CC HBC AG (CR)			Main Market	
	BETA SECURITIES S.A.	08/03/2021		
	NATIONAL SECURITIES SINGLE MEMBER SA	02/01/1900		
	PIRAEUS SECURITIES S. A.	04/05/2015		
CENERGY HOLDINGS (CB)			Main Market	
	ALPHA FINANCE INVESTMENT SERVICES SINGLE MEMBER SA	02/01/2016		
	EUROBANK EQUITIES INVESTMENT FIRM SINGLE MEMBER SA	02/01/2016		
	OPTIMA BANK S.A.	14/03/2022		
CNL CAPITAL (CR)			Main Market	
	MERIT SECURITIES S.A	01/10/2018		
DIMAND (CR)			Main Market	
	ALPHA FINANCE INVESTMENT SERVICES SINGLE MEMBER SA	08/08/2022		
	EUROBANK EQUITIES INVESTMENT FIRM SINGLE MEMBER SA	08/08/2022		
EKTER SA (CR)			Main Market	
	EUROBANK EQUITIES INVESTMENT FIRM SINGLE MEMBER SA	16/10/2017		
	LEON DEPOLAS SECURITIES S.A.	21/05/2018		
ELASTRON (CR)			Main Market	
	LEON DEPOLAS SECURITIES S.A.	20/02/2017		
ELLAKTOR (CR)			Main Market	
	ALPHA FINANCE INVESTMENT SERVICES SINGLE MEMBER SA	18/03/2019		
	EUROBANK EQUITIES INVESTMENT FIRM SINGLE MEMBER SA	01/06/2012		
	EUROXX SECURITIES S.A.	24/09/2018		
	NATIONAL SECURITIES SINGLE MEMBER SA	02/01/1900		
	PIRAEUS SECURITIES S. A.	22/10/2018		
ELTON SA (CR)			Main Market	
	BETA SECURITIES S.A.	03/09/2012		
	LEON DEPOLAS SECURITIES S.A.	01/04/2019		
ELVALHALCOR (CR)			Main Market	
	ALPHA FINANCE INVESTMENT SERVICES SINGLE MEMBER SA	07/05/2018		
	EUROBANK EQUITIES INVESTMENT FIRM SINGLE MEMBER SA	07/05/2018		

List of Stocks under Market Making operations

Securities	Stock Category
Market Maker	Start Market Making
<b>ENTERSOFT (CR)</b>	Main Market
EUROBANK EQUITIES INVESTMENT FIRM SINGLE MEMBER SA	22/06/2020
<b>EUROBANK HOLDINGS (CR)</b>	Main Market
ALPHA FINANCE INVESTMENT SERVICES SINGLE MEMBER SA	09/01/2006
EUROBANK EQUITIES INVESTMENT FIRM SINGLE MEMBER SA	01/06/2012
HELLENIC AMERICAN SECURITIES S.A.	25/07/2014
LEON DEPOLAS SECURITIES S.A.	30/11/2018
MERIT SECURITIES S.A	06/11/2017
NATIONAL SECURITIES SINGLE MEMBER SA	02/01/1900
PIRAEUS SECURITIES S. A.	28/09/2009
<b>EYDAP S.A. (CR)</b>	Main Market
ALPHA FINANCE INVESTMENT SERVICES SINGLE MEMBER SA	27/01/2020
EUROBANK EQUITIES INVESTMENT FIRM SINGLE MEMBER SA	10/06/2019
<b>FOURLIS (CR)</b>	Main Market
EUROBANK EQUITIES INVESTMENT FIRM SINGLE MEMBER SA	01/12/2016
PIRAEUS SECURITIES S. A.	06/03/2017
<b>GEK TERNA (CR)</b>	Main Market
BETA SECURITIES S.A.	08/03/2021
EUROBANK EQUITIES INVESTMENT FIRM SINGLE MEMBER SA	24/05/2021
PIRAEUS SECURITIES S. A.	29/08/2019
<b>GR. SARANTIS S.A. (CR)</b>	Main Market
BETA SECURITIES S.A.	14/05/2012
EUROBANK EQUITIES INVESTMENT FIRM SINGLE MEMBER SA	24/10/2016
<b>HELLENIC EXCHANGES-A.S.E. (CR)</b>	Main Market
HELLENIC AMERICAN SECURITIES S.A.	01/09/2014
NATIONAL SECURITIES SINGLE MEMBER SA	02/01/1900
PIRAEUS SECURITIES S. A.	04/05/2015
<b>HELLENIC PETROLEUM (CR)</b>	Main Market
HELLENIC AMERICAN SECURITIES S.A.	14/09/2015
PIRAEUS SECURITIES S. A.	20/03/2017
<b>IDEAL HOLDINGS (CR)</b>	Main Market
EUROBANK EQUITIES INVESTMENT FIRM SINGLE MEMBER SA	07/06/2021
PIRAEUS SECURITIES S. A.	07/06/2021
<b>IKTINOS HELLAS SA (CR)</b>	Main Market
ALPHA FINANCE INVESTMENT SERVICES SINGLE MEMBER SA	01/04/2019
EUROBANK EQUITIES INVESTMENT FIRM SINGLE MEMBER SA	25/02/2019
NATIONAL SECURITIES SINGLE MEMBER SA	02/01/1900
<b>INFORM P. LYKOS (CR)</b>	Main Market
BETA SECURITIES S.A.	31/01/2022
<b>INTERCONTINENTAL (CR)</b>	Main Market
LEON DEPOLAS SECURITIES S.A.	03/06/2019
<b>INTERWOOD-XYLEMPORIA (CR)</b>	Main Market
EUROBANK EQUITIES INVESTMENT FIRM SINGLE MEMBER SA	05/07/2021
PANTELAKIS SECURITIES S.A.	01/07/2021
<b>INTRAKAT (CR)</b>	Main Market
BETA SECURITIES S.A.	04/10/2021
<b>JUMBO SA (CR)</b>	Main Market
BETA SECURITIES S.A.	01/02/2021
EUROBANK EQUITIES INVESTMENT FIRM SINGLE MEMBER SA	25/05/2020
MERIT SECURITIES S.A	06/11/2017
PIRAEUS SECURITIES S. A.	06/03/2017
<b>KLOUKINAS - LAPPAS SA (CR)</b>	Main Market
BETA SECURITIES S.A.	22/09/2014
<b>KRI-KRI S.A. (CR)</b>	Main Market
EUROBANK EQUITIES INVESTMENT FIRM SINGLE MEMBER SA	07/05/2018
LEON DEPOLAS SECURITIES S.A.	16/01/2017
<b>LAMDA DEVELOPMENT SA (CR)</b>	Main Market
EUROBANK EQUITIES INVESTMENT FIRM SINGLE MEMBER SA	08/12/2014
PANTELAKIS SECURITIES S.A.	06/11/2017
PIRAEUS SECURITIES S. A.	29/06/2017
<b>LAMPSA HOTEL SA (CR)</b>	Main Market
LEON DEPOLAS SECURITIES S.A.	16/01/2017
<b>MARFIN INVESTMENT GROUP (CR)</b>	Main Market
EUROBANK EQUITIES INVESTMENT FIRM SINGLE MEMBER SA	23/03/2015
PIRAEUS SECURITIES S. A.	02/02/2009

## List of Stocks under Market Making operations

Securities	Market Maker	Start Market Making	Stock Category
<b>MOTOR OIL (CR)</b>			<b>Main Market</b>
	BETA SECURITIES S.A.	08/03/2021	
	EUROBANK EQUITIES INVESTMENT FIRM SINGLE MEMBER SA	22/10/2006	
	LEON DEPOLAS SECURITIES S.A.	01/04/2019	
	MERIT SECURITIES S.A.	25/02/2019	
	NATIONAL SECURITIES SINGLE MEMBER SA	02/01/1900	
	PIRAEUS SECURITIES S. A.	04/05/2015	
<b>MYTILINEOS (CR)</b>			<b>Main Market</b>
	ALPHA FINANCE INVESTMENT SERVICES SINGLE MEMBER SA	15/04/2019	
	BETA SECURITIES S.A.	11/04/2022	
	EUROBANK EQUITIES INVESTMENT FIRM SINGLE MEMBER SA	20/09/2017	
	MERIT SECURITIES S.A.	25/02/2019	
	NATIONAL SECURITIES SINGLE MEMBER SA	02/01/1900	
	PIRAEUS SECURITIES S. A.	04/05/2015	
<b>NATIONAL BANK (CR)</b>			<b>Main Market</b>
	ALPHA FINANCE INVESTMENT SERVICES SINGLE MEMBER SA	09/01/2006	
	EUROBANK EQUITIES INVESTMENT FIRM SINGLE MEMBER SA	22/10/2006	
	HELLENIC AMERICAN SECURITIES S.A.	25/07/2014	
	LEON DEPOLAS SECURITIES S.A.	20/05/2015	
	MERIT SECURITIES S.A.	03/09/2012	
	NATIONAL SECURITIES SINGLE MEMBER SA	02/01/1900	
	PIRAEUS SECURITIES S. A.	08/09/2008	
<b>OPAP (CR)</b>			<b>Main Market</b>
	ALPHA FINANCE INVESTMENT SERVICES SINGLE MEMBER SA	09/01/2006	
	BETA SECURITIES S.A.	11/04/2022	
	EUROBANK EQUITIES INVESTMENT FIRM SINGLE MEMBER SA	22/10/2006	
	HELLENIC AMERICAN SECURITIES S.A.	25/07/2014	
	MERIT SECURITIES S.A.	20/03/2017	
	NATIONAL SECURITIES SINGLE MEMBER SA	02/01/1900	
	PIRAEUS SECURITIES S. A.	04/05/2015	
<b>OTE (CR)</b>			<b>Main Market</b>
	ALPHA FINANCE INVESTMENT SERVICES SINGLE MEMBER SA	09/01/2006	
	BETA SECURITIES S.A.	11/04/2022	
	EUROBANK EQUITIES INVESTMENT FIRM SINGLE MEMBER SA	22/10/2006	
	HELLENIC AMERICAN SECURITIES S.A.	25/07/2014	
	LEON DEPOLAS SECURITIES S.A.	20/04/2015	
	MERIT SECURITIES S.A.	20/03/2017	
	NATIONAL SECURITIES SINGLE MEMBER SA	02/01/1900	
	PIRAEUS SECURITIES S. A.	08/09/2008	
<b>P.P.A. S.A. (CR)</b>			<b>Main Market</b>
	EUROBANK EQUITIES INVESTMENT FIRM SINGLE MEMBER SA	06/02/2019	
<b>PAPOUTSANIS (CR)</b>			<b>Main Market</b>
	BETA SECURITIES S.A.	25/11/2013	
	EUROBANK EQUITIES INVESTMENT FIRM SINGLE MEMBER SA	06/12/2021	
<b>PETROPOULOS PETROS (CR)</b>			<b>Main Market</b>
	EUROBANK EQUITIES INVESTMENT FIRM SINGLE MEMBER SA	01/04/2019	
	PANTELAKIS SECURITIES S.A.	16/03/2020	
<b>PIRAEUS FINANCIAL HOLD (CR)</b>			<b>Main Market</b>
	ALPHA FINANCE INVESTMENT SERVICES SINGLE MEMBER SA	15/04/2019	
	EUROBANK EQUITIES INVESTMENT FIRM SINGLE MEMBER SA	22/10/2006	
	EUROXX SECURITIES S.A.	15/02/2016	
	HELLENIC AMERICAN SECURITIES S.A.	25/07/2014	
	LEON DEPOLAS SECURITIES S.A.	30/11/2018	
	MERIT SECURITIES S.A.	16/09/2013	
	NATIONAL SECURITIES SINGLE MEMBER SA	02/01/1900	
	PIRAEUS SECURITIES S. A.	16/02/2009	
<b>PLAISIO COMPUTERS SA (CR)</b>			<b>Main Market</b>
	EUROBANK EQUITIES INVESTMENT FIRM SINGLE MEMBER SA	02/03/2015	
<b>PPC (CR)</b>			<b>Main Market</b>
	ALPHA FINANCE INVESTMENT SERVICES SINGLE MEMBER SA	09/01/2006	
	BETA SECURITIES S.A.	01/02/2021	
	EUROBANK EQUITIES INVESTMENT FIRM SINGLE MEMBER SA	22/10/2006	
	HELLENIC AMERICAN SECURITIES S.A.	01/09/2014	
	MERIT SECURITIES S.A.	06/11/2017	
	NATIONAL SECURITIES SINGLE MEMBER SA	02/01/1900	
	PIRAEUS SECURITIES S. A.	28/09/2009	
<b>PREMIA (CR)</b>			<b>Main Market</b>
	BETA SECURITIES S.A.	01/06/2021	
	PANTELAKIS SECURITIES S.A.	23/12/2021	

List of Stocks under Market Making operations

Securities	Market Maker	Start Market Making	Stock Category
<b>PROFILE SA (CR)</b>			Main Market
	PANTELAKIS SECURITIES S.A.	01/07/2019	
<b>QUEST HOLDINGS (CR)</b>			Main Market
	BETA SECURITIES S.A.	26/03/2018	
	EUROBANK EQUITIES INVESTMENT FIRM SINGLE MEMBER SA	28/01/2019	
<b>SIDMA STEEL (CR)</b>			Main Market
	LEON DEPOLAS SECURITIES S.A.	06/06/2022	
<b>TECHNICAL OLYMPIC SA (CR)</b>			Main Market
	BETA SECURITIES S.A.	04/04/2022	
<b>TERNA ENERGY (CR)</b>			Main Market
	EUROBANK EQUITIES INVESTMENT FIRM SINGLE MEMBER SA	24/05/2021	
	PIRAEUS SECURITIES S. A.	09/12/2019	
<b>THRACE PLASTICS SA (CR)</b>			Main Market
	ALPHA FINANCE INVESTMENT SERVICES SINGLE MEMBER SA	26/03/2018	
	EUROBANK EQUITIES INVESTMENT FIRM SINGLE MEMBER SA	26/03/2018	
<b>TITAN CEMENT (CB)</b>			Main Market
	BETA SECURITIES S.A.	01/02/2021	
	EUROBANK EQUITIES INVESTMENT FIRM SINGLE MEMBER SA	06/11/2019	
	PIRAEUS SECURITIES S. A.	18/01/2021	
<b>TZIRAKIAN PROFIL (CR)</b>			Main Market
	LEON DEPOLAS SECURITIES S.A.	19/07/2021	
<b>UNIBIOS (CR)</b>			Main Market
	LEON DEPOLAS SECURITIES S.A.	01/02/2021	
<b>VIOHALCO SA/NV (CB)</b>			Main Market
	ALPHA FINANCE INVESTMENT SERVICES SINGLE MEMBER SA	11/03/2008	
	EUROBANK EQUITIES INVESTMENT FIRM SINGLE MEMBER SA	04/03/2014	
	MERIT SECURITIES S.A	17/03/2014	

Underlying Asset				Derivatives Market													
Price max	Price min	Closing price	change	Delivery Month	Open price	Price max	Price min	Last price	Closing price	Last Bid	Last Ask	Fixing price*	Life high	Life low	Trades	Volume	Open Interest
<b>FTSE/Athex Large Cap</b>				(Trade Unit: 1 Index Point x 2€, Cash Settlement)													
1,994.72	1,968.97	1,968.97	-1.22%	October 2022	1,961.00	1,980.00	1,957.00	1,965.00	1,965.00	---	---	---	2,173.00	---	248	979	3,755
				November 2022	1,970.75	1,971.00	1,970.75	1,971.00	1,971.00	---	---	---	2,044.50	---	2	40	52
				December 2022	---	---	---	---	2,002.75	---	---	---	---	---	---	---	---
				March 2023	---	---	---	---	2,013.00	---	---	---	---	---	---	---	---
				June 2023	---	---	---	---	2,023.00	---	---	---	---	---	---	---	---
				September 2023	---	---	---	---	2,033.00	---	---	---	---	---	---	---	---
<b>FTSE/Athex Banks</b>				(Trade Unit: 1 Index Point x 15€, Cash Settlement)													
552.81	538.85	545.71	-0.62%	December 2022	---	---	---	---	551.75	---	---	---	---	---	---	---	---
				March 2023	---	---	---	---	554.50	---	---	---	---	---	---	---	---
				June 2023	---	---	---	---	557.25	---	---	---	---	---	---	---	---
				September 2023	---	---	---	---	560.00	---	---	---	---	---	---	---	---

Derivatives notes

Fixing prices and final open positions can be retrieved from the following path <http://www.helex.gr/el/web/guest/statistics-end-of-day-derivatives>

Underlying Asset				Derivatives Market													
Price max	Price min	Closing price	change	Delivery Month	Open price	Price max	Price min	Last price	Closing price	Last Bid	Last Ask	Fixing price*	Life high	Life low	Trades	Volume	Open Interest
<b>ADMIE (IPTO) HOLDING S.A. (CR)</b>				(Contract Size: 100 Securities, Physical Delivery)													
1.772	1.742	1.748	-0.80%	December 2022	1.76	1.76	1.76	1.76	1.76	---	---	---	1.97	---	1	1	4,792
				March 2023	---	---	---	---	1.80	---	---	---	1.93	---	---	---	1
				June 2023	---	---	---	---	1.79	---	---	---	---	---	---	---	---
				September 2023	---	---	---	---	1.80	---	---	---	---	---	---	---	---
<b>ALPHA SERVICES HOLD (CR)</b>				(Contract Size: 100 Securities, Physical Delivery)													
0.8958	0.865	0.8802	-0.09%	December 2022	0.867	0.893	0.866	0.878	0.878	---	---	---	1.01	---	179	4,407	83,493
				March 2023	---	---	---	---	0.890	---	---	---	---	---	---	---	---
				June 2023	---	---	---	---	0.894	---	---	---	---	---	---	---	---
				September 2023	---	---	---	---	0.899	---	---	---	---	---	---	---	---
<b>CC HBC AG (CR)</b>				(Contract Size: 100 Securities, Physical Delivery)													
22.35	21.65	21.82	-0.41%	December 2022	21.80	22.00	21.80	21.97	21.97	---	---	---	23.50	---	3	5	524
				March 2023	---	---	---	---	22.13	---	---	---	---	---	---	---	---
				June 2023	---	---	---	---	22.24	---	---	---	---	---	---	---	---
				September 2023	---	---	---	---	22.35	---	---	---	---	---	---	---	---
<b>CENERGY HOLDINGS (CB)</b>				(Contract Size: 100 Securities, Physical Delivery)													
2.84	2.76	2.8	-0.71%	December 2022	2.77	2.84	2.77	2.81	2.81	---	---	---	2.87	---	29	82	5,869
				March 2023	---	---	---	---	2.85	---	---	---	---	---	---	---	---
				June 2023	---	---	---	---	2.86	---	---	---	---	---	---	---	---
				September 2023	---	---	---	---	2.88	---	---	---	---	---	---	---	---
<b>ELLAKTOR (CR)</b>				(Contract Size: 100 Securities, Physical Delivery)													
1.75	1.68	1.68	-2.21%	December 2022	1.68	1.68	1.68	1.68	1.68	---	---	---	1.76	---	1	1	261
				March 2023	---	---	---	---	1.73	---	---	---	---	---	---	---	---
				June 2023	---	---	---	---	1.74	---	---	---	---	---	---	---	---
				September 2023	---	---	---	---	1.75	---	---	---	---	---	---	---	---
<b>EUROBANK HOLDINGS (CR)</b>				(Contract Size: 100 Securities, Physical Delivery)													
0.915	0.888	0.905	-0.88%	December 2022	0.885	0.902	0.880	0.883	0.883	---	---	---	1.00	---	74	3,218	16,318
				March 2023	---	---	---	---	0.922	---	---	---	---	---	---	---	---
				June 2023	---	---	---	---	0.927	---	---	---	---	---	---	---	---
				September 2023	---	---	---	---	0.931	---	---	---	---	---	---	---	---
<b>EYDAP S.A. (CR)</b>				(Contract Size: 100 Securities, Physical Delivery)													
7.6	7.4	7.4	-1.07%	December 2022	7.21	7.21	7.21	7.21	7.21	---	---	---	7.82	---	1	4	83
				March 2023	---	---	---	---	7.55	---	---	---	---	---	---	---	---
				June 2023	---	---	---	---	7.59	---	---	---	---	---	---	---	---
				September 2023	---	---	---	---	7.63	---	---	---	---	---	---	---	---

Derivatives notes

Fixing prices and final open positions can be retrieved from the following path <http://www.helex.gr/el/web/guest/statistics-end-of-day-derivatives>



Underlying Asset				Derivatives Market													
Price max	Price min	Closing price	change	Delivery Month	Open price	Price max	Price min	Last price	Closing price	Last Bid	Last Ask	Fixing price*	Life high	Life low	Trades	Volume	Open Interest
<b>FOURLIS (CR)</b>				(Contract Size: 100 Securities, Physical Delivery)													
2.73	2.65	2.66	-2.74%	December 2022	2.72	2.73	2.69	2.69	2.69	---	---	---	3.05	---	12	21	1,417
				March 2023	---	---	---	---	2.76	---	---	---	---	---	---	---	---
				June 2023	---	---	---	---	2.78	---	---	---	---	---	---	---	---
				September 2023	---	---	---	---	2.79	---	---	---	---	---	---	---	---
<b>GEK TERNA (CR)</b>				(Contract Size: 101 Securities, Physical Delivery)													
8.95	8.8	8.88	-1.33%	December 2022	8.95	8.99	8.82	8.88	8.88	---	---	---	9.85	---	22	82	7,046
				March 2023	---	---	---	---	9.12	---	---	---	9.86	---	---	---	181
				June 2023	---	---	---	---	9.13	---	---	---	---	---	---	---	---
				September 2023	---	---	---	---	9.18	---	---	---	---	---	---	---	---
<b>HELLENIC EXCHANGES-A.S.E. (CR)</b>				(Contract Size: 100 Securities, Physical Delivery)													
3.12	3.075	3.1	-0.80%	December 2022	---	---	---	---	3.17	---	---	---	3.26	---	---	---	1,022
				March 2023	---	---	---	---	3.16	---	---	---	---	---	---	---	---
				June 2023	---	---	---	---	3.17	---	---	---	---	---	---	---	---
				September 2023	---	---	---	---	3.19	---	---	---	---	---	---	---	---
<b>HELLENIC PETROLEUM (CR)</b>				(Contract Size: 100 Securities, Physical Delivery)													
6.34	6.25	6.25	-0.48%	December 2022	6.08	6.11	6.05	6.05	6.05	---	---	---	6.93	---	15	121	720
				March 2023	---	---	---	---	6.34	---	---	---	---	---	---	---	---
				June 2023	---	---	---	---	6.37	---	---	---	---	---	---	---	---
				September 2023	---	---	---	---	6.41	---	---	---	---	---	---	---	---
<b>INTRACOM HOLDINGS (CR)</b>				(Contract Size: 100 Securities, Physical Delivery)													
1.726	1.69	1.696	-0.82%	December 2022	1.71	1.72	1.69	1.69	1.69	---	---	---	1.83	---	20	165	3,299
				March 2023	---	---	---	---	1.73	---	---	---	---	---	---	---	---
				June 2023	---	---	---	---	1.74	---	---	---	---	---	---	---	---
				September 2023	---	---	---	---	1.74	---	---	---	---	---	---	---	---
<b>JUMBO SA (CR)</b>				(Contract Size: 100 Securities, Physical Delivery)													
14.54	14.03	14.03	-3.71%	December 2022	13.71	13.84	13.70	13.70	13.70	---	---	---	14.83	---	10	12	777
				March 2023	---	---	---	---	14.71	---	---	---	---	---	---	---	---
				June 2023	---	---	---	---	14.79	---	---	---	---	---	---	---	---
				September 2023	---	---	---	---	14.86	---	---	---	---	---	---	---	---
<b>LAMDA DEVELOPMENT SA (CR)</b>				(Contract Size: 100 Securities, Physical Delivery)													
5.715	5.64	5.64	-0.88%	December 2022	5.70	5.70	5.62	5.64	5.64	---	---	---	6.26	---	8	15	4,036
				March 2023	---	---	---	---	5.75	---	---	---	---	---	---	---	---
				June 2023	---	---	---	---	5.77	---	---	---	---	---	---	---	---
				September 2023	---	---	---	---	5.80	---	---	---	---	---	---	---	---

Derivatives notes

Fixing prices and final open positions can be retrieved from the following path <http://www.helex.gr/el/web/guest/statistics-end-of-day-derivatives>

Underlying Asset				Derivatives Market													
Price max	Price min	Closing price	change	Delivery Month	Open price	Price max	Price min	Last price	Closing price	Last Bid	Last Ask	Fixing price*	Life high	Life low	Trades	Volume	Open Interest
<b>MARFIN INVESTMENT GROUP (CR)</b>				(Contract Size: 100 Securities, Physical Delivery)													
0.0309	0.0296	0.03	-0.99%	December 2022	0.031	0.031	0.029	0.030	0.030	---	---	---	0.031	---	13	53	13,562
				March 2023	---	---	---	---	0.031	---	---	---	---	---	---	---	---
				June 2023	---	---	---	---	0.031	---	---	---	---	---	---	---	---
				September 2023	---	---	---	---	0.031	---	---	---	---	---	---	---	---
<b>MOTOR OIL (CR)</b>				(Contract Size: 100 Securities, Physical Delivery)													
16.3	16	16	-0.87%	December 2022	16.05	16.12	15.88	15.88	15.88	---	---	---	17.90	---	10	46	397
				March 2023	---	---	---	---	16.30	---	---	---	---	---	---	---	---
				June 2023	---	---	---	---	16.38	---	---	---	---	---	---	---	---
				September 2023	---	---	---	---	16.46	---	---	---	---	---	---	---	---
<b>MYTILINEOS (CR)</b>				(Contract Size: 100 Securities, Physical Delivery)													
14.27	14.08	14.08	-1.95%	December 2022	14.14	14.27	14.10	14.10	14.10	---	---	---	16.10	---	47	216	2,786
				March 2023	---	---	---	---	14.50	---	---	---	---	---	---	---	---
				June 2023	---	---	---	---	14.57	---	---	---	---	---	---	---	---
				September 2023	---	---	---	---	14.65	---	---	---	---	---	---	---	---
<b>NATIONAL BANK (CR)</b>				(Contract Size: 100 Securities, Physical Delivery)													
3.206	3.129	3.151	-0.91%	December 2022	3.13	3.19	3.11	3.14	3.14	---	---	---	3.40	---	188	2,173	14,983
				March 2023	---	---	---	---	3.21	---	---	---	---	---	---	---	---
				June 2023	---	---	---	---	3.23	---	---	---	---	---	---	---	---
				September 2023	---	---	---	---	3.24	---	---	---	---	---	---	---	---
<b>OPAP (CR)</b>				(Contract Size: 100 Securities, Physical Delivery)													
13.12	12.81	12.81	-1.84%	December 2022	12.76	12.81	12.59	12.59	12.59	---	---	---	13.63	---	23	104	669
				March 2023	---	---	---	---	13.18	---	---	---	---	---	---	---	---
				June 2023	---	---	---	---	13.24	---	---	---	---	---	---	---	---
				September 2023	---	---	---	---	13.31	---	---	---	---	---	---	---	---
<b>OTE (CR)</b>				(Contract Size: 100 Securities, Physical Delivery)													
15.56	15.15	15.22	-1.68%	December 2022	15.32	15.58	15.13	15.25	15.25	---	---	---	16.00	---	55	231	1,796
				March 2023	---	---	---	---	15.63	---	---	---	---	---	---	---	---
				June 2023	---	---	---	---	15.71	---	---	---	---	---	---	---	---
				September 2023	---	---	---	---	15.79	---	---	---	---	---	---	---	---
<b>P.P.A. S.A. (CR)</b>				(Contract Size: 100 Securities, Physical Delivery)													
14.78	14.6	14.7	-0.41%	December 2022	14.84	14.84	14.70	14.70	14.70	---	---	---	15.22	---	5	22	626
				March 2023	---	---	---	---	14.91	---	---	---	---	---	---	---	---
				June 2023	---	---	---	---	14.98	---	---	---	---	---	---	---	---
				September 2023	---	---	---	---	15.05	---	---	---	---	---	---	---	---

Derivatives notes

Fixing prices and final open positions can be retrieved from the following path <http://www.helex.gr/el/web/guest/statistics-end-of-day-derivatives>

Underlying Asset				Derivatives Market													
Price max	Price min	Closing price	change	Delivery Month	Open price	Price max	Price min	Last price	Closing price	Last Bid	Last Ask	Fixing price*	Life high	Life low	Trades	Volume	Open Interest
<b>PIRAEUS FINANCIAL HOLD (CR)</b>				(Contract Size: 100 Securities, Physical Delivery)													
1.162	1.13	1.1495	-0.48%	December 2022	1.13	1.15	1.12	1.13	1.13	---	---	---	1.20	---	136	2,409	37,299
				March 2023	---	---	---	---	1.17	---	---	---	---	---	---	---	---
				June 2023	---	---	---	---	1.17	---	---	---	---	---	---	---	---
				September 2023	---	---	---	---	1.18	---	---	---	---	---	---	---	---
<b>PPC (CR)</b>				(Contract Size: 100 Securities, Physical Delivery)													
5.35	5.14	5.175	-0.86%	December 2022	5.16	5.35	5.06	5.22	5.22	---	---	---	6.20	---	143	639	23,429
				March 2023	---	---	---	---	5.25	---	---	---	5.50	---	---	---	510
				June 2023	---	---	---	---	5.30	---	---	---	---	---	---	---	---
				September 2023	---	---	---	---	5.32	---	---	---	---	---	---	---	---
<b>TERNA ENERGY (CR)</b>				(Contract Size: 100 Securities, Physical Delivery)													
16.6	16.1	16.35	-1.68%	December 2022	16.49	16.49	16.15	16.30	16.30	---	---	---	18.98	---	22	73	6,206
				March 2023	---	---	---	---	16.79	---	---	---	---	---	---	---	---
				June 2023	---	---	---	---	16.88	---	---	---	---	---	---	---	---
				September 2023	---	---	---	---	16.96	---	---	---	---	---	---	---	---
<b>TITAN CEMENT (CB)</b>				(Contract Size: 100 Securities, Physical Delivery)													
11.14	10.96	10.96	-1.97%	December 2022	11.09	11.09	10.99	10.99	10.99	---	---	---	12.18	---	2	2	1,130
				March 2023	---	---	---	---	11.29	---	---	---	---	---	---	---	---
				June 2023	---	---	---	---	11.35	---	---	---	---	---	---	---	---
				September 2023	---	---	---	---	11.40	---	---	---	---	---	---	---	---
<b>VIOHALCO SA/NV (CB)</b>				(Contract Size: 100 Securities, Physical Delivery)													
3.475	3.34	3.4	0.30%	December 2022	3.39	3.48	3.38	3.42	3.42	---	---	---	3.62	---	15	124	5,138
				March 2023	---	---	---	---	3.42	---	---	---	---	---	---	---	---
				June 2023	---	---	---	---	3.44	---	---	---	---	---	---	---	---
				September 2023	---	---	---	---	3.46	---	---	---	---	---	---	---	---

Derivatives notes

Fixing prices and final open positions can be retrieved from the following path <http://www.helex.gr/el/web/guest/statistics-end-of-day-derivatives>

FTSE/Athex Large Cap

(Trade Unit: 1 Index Point x 2€ - Exercise Style: European, Cash Settlement)

Exercise Price	Call Options														Put Options																						
	October 2022							November 2022							Other Months		October 2022							November 2022							Other Months						
	Open price	Price max	Price min	Last price	Closing price	Volume	Open Interest	Open price	Price max	Price min	Last price	Closing price	Volume	Open Interest	Volume	Open Interest	Open price	Price max	Price min	Last price	Closing price	Volume	Open Interest	Open price	Price max	Price min	Last price	Closing price	Volume	Open Interest	Volume	Open Interest	Exercise Price				
1,725	-	-	-	-	-	-	-	-	-	-	-	-	-	-	-	-	-	-	-	-	-	-	-	-	-	-	-	-	-	-	-	1,725					
1,750	-	-	-	-	-	-	-	-	-	-	-	-	-	-	-	-	-	-	-	-	-	-	-	-	-	-	-	-	-	-	-	1,750					
1,775	0.00	0.00	0.00	-	205.00	-	-	-	-	-	-	-	-	-	-	0.00	0.00	0.00	-	4.60	-	-	-	-	-	-	-	-	-	-	-	1,775					
1,800	0.00	0.00	0.00	-	183.00	-	-	-	-	-	-	-	-	-	-	0.00	0.00	0.00	-	6.90	-	-	-	-	-	-	-	-	-	-	-	1,800					
1,825	0.00	0.00	0.00	-	161.00	-	-	-	-	-	-	-	-	-	-	0.00	0.00	0.00	-	10.25	-	20	-	-	-	-	-	-	-	-	-	1,825					
1,850	0.00	0.00	0.00	-	141.00	-	-	0.00	0.00	0.00	-	160.00	-	-	-	0.00	0.00	0.00	-	14.50	-	-	0.00	0.00	0.00	-	33.75	-	-	-	1,850						
1,875	0.00	0.00	0.00	-	121.00	-	-	0.00	0.00	0.00	-	143.00	-	-	-	0.00	0.00	0.00	-	20.00	-	-	0.00	0.00	0.00	-	41.25	-	-	-	1,875						
1,900	0.00	0.00	0.00	-	103.00	-	-	0.00	0.00	0.00	-	127.00	-	-	-	0.00	0.00	0.00	-	27.00	-	-	0.00	0.00	0.00	-	50.00	-	-	-	1,900						
1,925	0.00	0.00	0.00	-	87.00	-	-	0.00	0.00	0.00	-	112.00	-	-	-	0.00	0.00	0.00	-	35.75	-	-	0.00	0.00	0.00	-	60.00	-	-	-	1,925						
1,950	0.00	0.00	0.00	-	72.00	-	20	0.00	0.00	0.00	-	98.00	-	-	53.50	0.00	53.50	53.50	53.50	53.50	20	20	0.00	0.00	0.00	-	71.50	-	-	-	1,950						
1,975	0.00	0.00	0.00	-	59.00	-	-	0.00	0.00	0.00	-	85.50	-	1	55.00	0.00	55.00	55.00	55.00	1	42	0.00	0.00	0.00	-	83.50	-	-	-	1,975							
2,000	0.00	0.00	0.00	-	47.75	-	1	61.50	61.50	61.50	61.50	61.50	60	-	0.00	0.00	0.00	-	71.50	-	25	0.00	0.00	0.00	-	97.00	-	20	-	2,000							
2,050	28.00	28.00	28.00	28.00	28.00	1	24	53.50	53.50	53.50	53.50	53.50	1	-	0.00	28.00	0.00	-	103.00	-	40	0.00	0.00	0.00	-	127.00	-	20	-	2,050							
2,100	15.00	15.00	15.00	15.00	15.00	1	100	0.00	0.00	0.00	-	39.00	-	-	0.00	15.00	0.00	-	141.00	-	40	0.00	0.00	0.00	-	162.00	-	-	-	2,100							
2,150	9.00	9.00	9.00	9.00	9.00	30	40	0.00	0.00	0.00	-	27.50	-	-	0.00	9.00	0.00	-	183.00	-	80	0.00	0.00	0.00	-	200.00	-	-	-	2,150							
2,200	0.00	0.00	0.00	-	5.10	-	21	0.00	0.00	0.00	-	18.75	-	-	0.00	0.00	0.00	-	228.00	-	1	0.00	0.00	0.00	-	241.00	-	-	-	2,200							
2,250	0.00	0.00	0.00	-	2.50	-	2	0.00	0.00	0.00	-	12.50	-	-	0.00	0.00	0.00	-	276.00	-	20	0.00	0.00	0.00	-	285.00	-	-	-	2,250							
2,300	0.00	0.00	0.00	-	1.20	-	-	0.00	0.00	0.00	-	8.20	-	-	0.00	0.00	0.00	-	324.00	-	-	0.00	0.00	0.00	-	330.00	-	-	-	2,300							
2,350	0.00	0.00	0.00	-	0.53	-	-	0.00	0.00	0.00	-	5.30	-	-	0.00	0.00	0.00	-	374.00	-	-	0.00	0.00	0.00	-	377.00	-	-	-	2,350							
2,400	0.00	0.00	0.00	-	0.22	-	-	0.00	0.00	0.00	-	3.30	-	-	0.00	0.00	0.00	-	423.00	-	-	0.00	0.00	0.00	-	425.00	-	-	-	2,400							
2,450	0.00	0.00	0.00	-	0.09	-	-	0.00	0.00	0.00	-	2.00	-	-	0.00	0.00	0.00	-	473.00	-	-	0.00	0.00	0.00	-	474.00	-	-	-	2,450							
2,500	-	-	-	-	-	-	-	-	-	-	-	-	-	-	-	-	-	-	-	-	-	-	-	-	-	-	-	-	-	-	2,500						
2,550	-	-	-	-	-	-	-	-	-	-	-	-	-	-	-	-	-	-	-	-	-	-	-	-	-	-	-	-	-	-	2,550						
2,600	-	-	-	-	-	-	-	-	-	-	-	-	-	-	-	-	-	-	-	-	-	-	-	-	-	-	-	-	-	-	2,600						
2,650	-	-	-	-	-	-	-	-	-	-	-	-	-	-	-	-	-	-	-	-	-	-	-	-	-	-	-	-	-	-	2,650						
Totals:						32	208						61	1	0	0												21	288					0	40	0	0
Number of Trades:						3							4		0												2					0		0			

ALPHA SERVICES HOLD (CR)

(Contract Size: 100 Securities, Exercise Style: American, Physical Delivery)

Call Options														Put Options																			
October 2022							November 2022							Other Months		October 2022							November 2022							Other Months		Exercise Price	
Exercise Price	Open price	Price max	Price min	Last price	Closing price	Volume	Open Interest	Open price	Price max	Price min	Last price	Closing price	Volume	Open Interest	Volume	Open Interest	Open price	Price max	Price min	Last price	Closing price	Volume	Open Interest	Open price	Price max	Price min	Last price	Closing price	Volume	Open Interest	Volume		Open Interest
0.500	0.000	0.000	0.000		0.382	-	-										0.000	0.000	0.000		0.001	-	-										0.005
0.550	0.000	0.000	0.000		0.332	-	-										0.000	0.000	0.000		0.002	-	-										0.006
0.600	0.000	0.000	0.000		0.282	-	-	0.000	0.000	0.000		0.283	-	-			0.000	0.000	0.000		0.001	-	-	0.000	0.000	0.000		0.001	-	-		0.006	
0.650	0.000	0.000	0.000		0.233	-	-	0.000	0.000	0.000		0.235	-	-			0.000	0.000	0.000		0.001	-	-	0.000	0.000	0.000		0.002	-	-		0.007	
0.700	0.000	0.000	0.000		0.186	-	-	0.000	0.000	0.000		0.188	-	-			0.000	0.000	0.000		0.004	-	-	0.000	0.000	0.000		0.005	-	-		0.007	
0.750	0.000	0.000	0.000		0.142	-	-	0.000	0.000	0.000		0.146	-	-			0.000	0.000	0.000		0.010	-	-	0.000	0.000	0.000		0.012	-	-		0.008	
0.800	0.000	0.000	0.000		0.104	-	-	0.000	0.000	0.000		0.108	-	-			0.000	0.000	0.000		0.021	-	-	0.000	0.000	0.000		0.024	-	-		0.008	
0.850	0.000	0.000	0.000		0.072	-	-	0.000	0.000	0.000		0.077	-	-			0.000	0.000	0.000		0.040	-	-	0.000	0.000	0.000		0.043	-	-		0.009	
0.900	0.000	0.000	0.000		0.048	-	-	0.000	0.000	0.000		0.053	-	-			0.000	0.000	0.000		0.065	-	-	0.000	0.000	0.000		0.069	-	-		0.009	
0.950	0.000	0.000	0.000		0.030	-	-	0.000	0.000	0.000		0.034	-	-			0.000	0.000	0.000		0.097	-	-	0.000	0.000	0.000		0.101	-	-		0.010	
1.000	0.000	0.000	0.000		0.018	-	-	0.000	0.000	0.000		0.022	-	-			0.000	0.000	0.000		0.135	-	-	0.000	0.000	0.000		0.138	-	-		0.010	
1.100	0.000	0.000	0.000		0.005	-	-	0.000	0.000	0.000		0.008	-	-			0.000	0.000	0.000		0.223	-	-	0.000	0.000	0.000		0.224	-	-		0.011	
1.200	0.000	0.000	0.000		0.001	-	-	0.000	0.000	0.000		0.002	-	-			0.000	0.000	0.000		0.320	-	-	0.000	0.000	0.000		0.320	-	-		0.012	
1.300	0.000	0.000	0.000		0.001	-	-	0.000	0.000	0.000		0.001	-	-			0.000	0.000	0.000		0.419	-	-	0.000	0.000	0.000		0.419	-	-		0.013	
1.400	0.000	0.000	0.000		0.001	-	-	0.000	0.000	0.000		0.001	-	-			0.000	0.000	0.000		0.519	-	-	0.000	0.000	0.000		0.519	-	-		0.014	
1.500	0.000	0.000	0.000		0.001	-	-	0.000	0.000	0.000		0.001	-	-			0.000	0.000	0.000		0.619	-	-	0.000	0.000	0.000		0.619	-	-		0.015	
1.600						-	-						-	-								-	-					-	-			0.016	
1.700						-	-						-	-								-	-					-	-			0.017	
1.800						-	-						-	-								-	-					-	-			0.018	
1.900						-	-						-	-								-	-					-	-			0.019	
Totals:						0	0					0	0	0	0	0					0	0					0	0	0	0	0		
Number of Trades:						0						0	0									0.00						0			0		

NATIONAL BANK (CR)

(Contract Size: 100 Securities, Exercise Style: American, Physical Delivery)

Call Options														Put Options																				
October 2022							November 2022							Other Months		October 2022							November 2022							Other Months				
Exercise Price	Open price	Price max	Price min	Last price	Closing price	Volume	Open Interest	Open price	Price max	Price min	Last price	Closing price	Volume	Open Interest	Volume	Open Interest	Open price	Price max	Price min	Last price	Closing price	Volume	Open Interest	Open price	Price max	Price min	Last price	Closing price	Volume	Open Interest	Volume	Open Interest	Exercise Price	
1.800						-	-							-	-									-	-									0.018
1.900	0.000	0.000	0.000		1.28	-	-							-	-		0.000	0.000	0.000		0.001	-	-										0.019	
2.000	0.000	0.000	0.000		1.18	-	-	0.000	0.000	0.000		1.19	-	-		0.000	0.000	0.000		0.001	-	-	0.000	0.000	0.000		0.001	-	-				0.020	
2.200	0.000	0.000	0.000		0.984	-	-	0.000	0.000	0.000		0.990	-	-		0.000	0.000	0.000		0.001	-	-	0.000	0.000	0.000		0.003	-	-				0.022	
2.400	0.000	0.000	0.000		0.785	-	-	0.000	0.000	0.000		0.798	-	-		0.000	0.000	0.000		0.001	-	-	0.000	0.000	0.000		0.010	-	-				0.024	
2.600	0.000	0.000	0.000		0.590	-	-	0.000	0.000	0.000		0.617	-	-		0.000	0.000	0.000		0.005	-	-	0.000	0.000	0.000		0.029	-	-				0.026	
2.800	0.000	0.000	0.000		0.408	-	-	0.000	0.000	0.000		0.457	-	-		0.000	0.000	0.000		0.023	-	-	0.000	0.000	0.000		0.068	-	-				0.028	
3.000	0.000	0.000	0.000		0.254	-	-	0.000	0.000	0.000		0.322	-	-		0.000	0.000	0.000		0.070	-	211	0.000	0.000	0.000		0.132	-	-				0.030	
3.200	0.000	0.000	0.000		0.141	-	-	0.000	0.000	0.000		0.216	-	-		0.000	0.000	0.000		0.156	-	11	0.000	0.000	0.000		0.226	-	-				0.032	
3.400	0.000	0.000	0.000		0.068	-	-	0.000	0.000	0.000		0.139	-	-		0.000	0.000	0.000		0.283	-	5	0.000	0.000	0.000		0.349	-	-				0.034	
3.600	0.000	0.000	0.000		0.030	-	-	0.000	0.000	0.000		0.085	-	-		0.000	0.000	0.000		0.445	-	-	0.000	0.000	0.000		0.496	-	-				0.036	
3.800	0.000	0.000	0.000		0.011	-	-	0.000	0.000	0.000		0.050	-	-		0.000	0.000	0.000		0.628	-	-	0.000	0.000	0.000		0.661	-	-				0.038	
4.000	0.000	0.000	0.000		0.004	-	-	0.000	0.000	0.000		0.028	-	-		0.000	0.000	0.000		0.821	-	-	0.000	0.000	0.000		0.840	-	-				0.040	
4.400	0.000	0.000	0.000		0.002	-	-	0.000	0.000	0.000		0.008	-	-		0.000	0.000	0.000		1.22	-	-	0.000	0.000	0.000		1.22	-	-				0.044	
4.800	0.000	0.000	0.000		0.001	-	-	0.000	0.000	0.000		0.002	-	-		0.000	0.000	0.000		1.62	-	-	0.000	0.000	0.000		1.62	-	-				0.048	
5.200						-	-							-	-																		0.052	
5.600						-	-							-	-																		0.056	
6.000						-	-							-	-																		0.060	
Totals:						0	0						0	0	0	0							0	227							0	6	0	0
Number of Trades:						0							0		0									0.00							0		0	

OPAP (CR)

(Contract Size: 100 Securities, Exercise Style: American, Physical Delivery)

Exercise Price	Call Options													Put Options													Exercise Price						
	October 2022						November 2022						Other Months		October 2022						November 2022							Other Months					
	Open price	Price max	Price min	Last price	Closing price	Volume	Open Interest	Open price	Price max	Price min	Last price	Closing price	Volume	Open Interest	Volume	Open Interest	Open price	Price max	Price min	Last price	Closing price	Volume	Open Interest	Open price	Price max	Price min		Last price	Closing price	Volume	Open Interest	Volume	Open Interest
8.800						-	-						-	-								-	-										0.088
9.200	0.000	0.000	0.000		3.87	-	-	0.000	0.000	0.000		3.88	-	-			0.000	0.000	0.000		0.001	-	-		0.000	0.000	0.000		0.001	-	-		0.092
9.600	0.000	0.000	0.000		3.47	-	-	0.000	0.000	0.000		3.48	-	-			0.000	0.000	0.000		0.001	-	-		0.000	0.000	0.000		0.001	-	-		0.096
10.000	0.000	0.000	0.000		3.07	-	-	0.000	0.000	0.000		3.08	-	-			0.000	0.000	0.000		0.001	-	-		0.000	0.000	0.000		0.001	-	-		0.100
11.000	0.000	0.000	0.000		2.07	-	-	0.000	0.000	0.000		2.10	-	-			0.000	0.000	0.000		0.002	-	-		0.000	0.000	0.000		0.018	-	-		0.110
12.000	0.000	0.000	0.000		1.12	-	-	0.000	0.000	0.000		1.21	-	-			0.000	0.000	0.000		0.052	-	-		0.000	0.000	0.000		0.126	-	-		0.120
13.000	0.000	0.000	0.000		0.413	-	-	0.000	0.000	0.000		0.558	-	-			0.000	0.000	0.000		0.342	-	110		0.000	0.000	0.000		0.469	-	-		0.130
14.000	0.000	0.000	0.000		0.090	-	5	0.000	0.000	0.000		0.198	-	-			0.000	0.000	0.000		1.02	-	20		0.000	0.000	0.000		1.11	-	-		0.140
15.000	0.000	0.000	0.000		0.011	-	1	0.000	0.000	0.000		0.051	-	-			0.000	0.000	0.000		1.95	-	-		0.000	0.000	0.000		1.97	-	-		0.150
16.000	0.000	0.000	0.000		0.001	-	-	0.000	0.000	0.000		0.011	-	-			0.000	0.000	0.000		2.95	-	-		0.000	0.000	0.000		2.95	-	-		0.160
17.000	0.000	0.000	0.000		0.001	-	-	0.000	0.000	0.000		0.002	-	-			0.000	0.000	0.000		3.95	-	-		0.000	0.000	0.000		3.95	-	-		0.170
18.000	0.000	0.000	0.000		0.001	-	-	0.000	0.000	0.000		0.001	-	-			0.000	0.000	0.000		4.95	-	-		0.000	0.000	0.000		4.95	-	-		0.180
19.000	0.000	0.000	0.000		0.001	-	-	0.000	0.000	0.000		0.001	-	-			0.000	0.000	0.000		5.95	-	-		0.000	0.000	0.000		5.95	-	-		0.190
20.000						-	-						-	-								-	-										0.200
Totals:						0	6						0	0	0	0						0	130						0	40	0	0	
Number of Trades:						0							0		0							0.00							0		0		

OTE (CR)

(Contract Size: 100 Securities, Exercise Style: American, Physical Delivery)

Exercise Price	Call Options													Put Options																			
	October 2022						November 2022						Other Months		October 2022						November 2022						Other Months						
	Open price	Price max	Price min	Last price	Closing price	Volume	Open Interest	Open price	Price max	Price min	Last price	Closing price	Volume	Open Interest	Volume	Open Interest	Open price	Price max	Price min	Last price	Closing price	Volume	Open Interest	Open price	Price max	Price min	Last price	Closing price	Volume	Open Interest	Volume	Open Interest	Exercise Price
10.000	0.000	0.000	0.000		5.50	-	-	0.000	0.000	0.000		5.51	-	-			0.000	0.000	0.000		0.001	-	-	0.000	0.000	0.000		0.001	-	-			0.100
11.000	0.000	0.000	0.000		4.50	-	-	0.000	0.000	0.000		4.52	-	-			0.000	0.000	0.000		0.001	-	-	0.000	0.000	0.000		0.001	-	-			0.110
12.000	0.000	0.000	0.000		3.50	-	-	0.000	0.000	0.000		3.53	-	-			0.000	0.000	0.000		0.001	-	-	0.000	0.000	0.000		0.007	-	-			0.120
13.000	0.000	0.000	0.000		2.51	-	-	0.000	0.000	0.000		2.57	-	-			0.000	0.000	0.000		0.005	-	-	0.000	0.000	0.000		0.044	-	-			0.130
14.000	0.000	0.000	0.000		1.56	-	-	0.000	0.000	0.000		1.69	-	-			0.000	0.000	0.000		0.057	-	-	0.000	0.000	0.000		0.170	-	-			0.140
15.000	0.000	0.000	0.000		0.781	-	-	0.000	0.000	0.000		0.993	-	-			0.000	0.000	0.000		0.277	-	33	0.000	0.000	0.000		0.468	-	-			0.150
16.000	0.000	0.000	0.000		0.295	-	-	0.000	0.000	0.000		0.510	-	-			0.000	0.000	0.000		0.792	-	11	0.000	0.000	0.000		0.984	-	-			0.160
17.000	0.000	0.000	0.000		0.080	-	-	0.000	0.000	0.000		0.230	-	10			0.000	0.000	0.000		1.58	-	22	0.000	0.000	0.000		1.71	-	-			0.170
18.000	0.000	0.000	0.000		0.016	-	-	0.000	0.000	0.000		0.092	-	-			0.000	0.000	0.000		2.52	-	-	0.000	0.000	0.000		2.58	-	-			0.180
19.000	0.000	0.000	0.000		0.002	-	-	0.000	0.000	0.000		0.032	-	-			0.000	0.000	0.000		3.52	-	-	0.000	0.000	0.000		3.53	-	-			0.190
20.000	0.000	0.000	0.000		0.001	-	-	0.000	0.000	0.000		0.010	-	-			0.000	0.000	0.000		4.52	-	-	0.000	0.000	0.000		4.52	-	-			0.200
22.000	0.000	0.000	0.000		0.001	-	-	0.000	0.000	0.000		0.001	-	-			0.000	0.000	0.000		6.52	-	-	0.000	0.000	0.000		6.52	-	-			0.220
24.000	0.000	0.000	0.000		0.001	-	-	0.000	0.000	0.000		0.001	-	-			0.000	0.000	0.000		8.52	-	-	0.000	0.000	0.000		8.52	-	-			0.240
26.000						-	-						-	-								-	-					-	-				0.260
Totals:						0	0						0	10	0	0						0	66					0	0	0	0		
Number of Trades:						0							0		0							0.00						0		0			



PIRAEUS FINANCIAL HOLD (CR)

(Contract Size: 100 Securities, Exercise Style: American, Physical Delivery)

Call Options														Put Options																			
October 2022							November 2022							Other Months		October 2022							November 2022							Other Months		Exercise Price	
Open price	Price max	Price min	Last price	Closing price	Volume	Open Interest	Open price	Price max	Price min	Last price	Closing price	Volume	Open Interest	Volume	Open Interest	Open price	Price max	Price min	Last price	Closing price	Volume	Open Interest	Open price	Price max	Price min	Last price	Closing price	Volume	Open Interest	Volume	Open Interest		
0.500	0.000	0.000	0.000	0.661	-	-										0.000	0.000	0.000	0.001	-	-											0.005	
0.550	0.000	0.000	0.000	0.611	-	-										0.000	0.000	0.000	0.001	-	-											0.006	
0.600	0.000	0.000	0.000	0.561	-	-										0.000	0.000	0.000	0.001	-	-											0.006	
0.650	0.000	0.000	0.000	0.511	-	-										0.000	0.000	0.000	0.001	-	-											0.007	
0.700	0.000	0.000	0.000	0.461	-	-										0.000	0.000	0.000	0.001	-	-											0.007	
0.750	0.000	0.000	0.000	0.411	-	-	0.000	0.000	0.000		0.413	-	-			0.000	0.000	0.000	0.001	-	-	0.000	0.000	0.000		0.001	-	-			0.008		
0.800	0.000	0.000	0.000	0.362	-	-	0.000	0.000	0.000		0.364	-	-			0.000	0.000	0.000	0.001	-	-	0.000	0.000	0.000		0.002	-	-			0.008		
0.850	0.000	0.000	0.000	0.313	-	-	0.000	0.000	0.000		0.317	-	-			0.000	0.000	0.000	0.001	-	-	0.000	0.000	0.000		0.004	-	-			0.009		
0.900	0.000	0.000	0.000	0.265	-	-	0.000	0.000	0.000		0.271	-	-			0.000	0.000	0.000	0.004	-	-	0.000	0.000	0.000		0.008	-	-			0.009		
0.950	0.000	0.000	0.000	0.219	-	-	0.000	0.000	0.000		0.228	-	-			0.000	0.000	0.000	0.008	-	-	0.000	0.000	0.000		0.015	-	-			0.010		
1.000	0.000	0.000	0.000	0.177	-	-	0.000	0.000	0.000		0.188	-	-			0.000	0.000	0.000	0.015	-	-	0.000	0.000	0.000		0.025	-	-			0.010		
1.100	0.000	0.000	0.000	0.106	-	-	0.000	0.000	0.000		0.121	-	-			0.000	0.000	0.000	0.044	-	5	0.000	0.000	0.000		0.058	-	-			0.011		
1.200	0.000	0.000	0.000	0.057	-	-	0.000	0.000	0.000		0.073	-	-			0.000	0.000	0.000	0.095	-	-	0.000	0.000	0.000		0.109	-	-			0.012		
1.300	0.000	0.000	0.000	0.027	-	-	0.000	0.000	0.000		0.041	-	-			0.000	0.000	0.000	0.165	-	-	0.000	0.000	0.000		0.177	-	-			0.013		
1.400	0.000	0.000	0.000	0.012	-	-	0.000	0.000	0.000		0.022	-	-			0.000	0.000	0.000	0.250	-	-	0.000	0.000	0.000		0.258	-	-			0.014		
1.500	0.000	0.000	0.000	0.004	-	-	0.000	0.000	0.000		0.011	-	-			0.000	0.000	0.000	0.343	-	-	0.000	0.000	0.000		0.348	-	-			0.015		
1.600	0.000	0.000	0.000	0.002	-	-	0.000	0.000	0.000		0.005	-	-			0.000	0.000	0.000	0.441	-	-	0.000	0.000	0.000		0.442	-	-			0.016		
1.700	0.000	0.000	0.000	0.001	-	-	0.000	0.000	0.000		0.002	-	-			0.000	0.000	0.000	0.540	-	-	0.000	0.000	0.000		0.540	-	-			0.017		
1.800					-	-						-	-							-	-						-	-			0.018		
1.900					-	-						-	-							-	-						-	-			0.019		
2.000					-	-						-	-							-	-						-	-			0.020		
2.200					-	-						-	-							-	-						-	-			0.022		
2.400					-	-						-	-							-	-						-	-			0.024		
Totals:					0	0						0	0	0							0	5						0	5			0	0
Number of Trades:					0							0	0									0.00						0			0		

PPC (CR)

(Contract Size: 100 Securities, Exercise Style: American, Physical Delivery)

Call Options														Put Options																						
October 2022							November 2022							Other Months		October 2022							November 2022							Other Months						
Exercise Price	Open price	Price max	Price min	Last price	Closing price	Volume	Open Interest	Open price	Price max	Price min	Last price	Closing price	Volume	Open Interest	Volume	Open Interest	Open price	Price max	Price min	Last price	Closing price	Volume	Open Interest	Open price	Price max	Price min	Last price	Closing price	Volume	Open Interest	Volume	Open Interest	Exercise Price			
3.400						-	-						-	-								-	-										0.034			
3.600	0.000	0.000	0.000		1.63	-	-	0.000	0.000	0.000		1.63	-	-			0.000	0.000	0.000		0.001	-	-	0.000	0.000	0.000		0.002	-	-			0.036			
3.800	0.000	0.000	0.000		1.43	-	-	0.000	0.000	0.000		1.44	-	-			0.000	0.000	0.000		0.001	-	-	0.000	0.000	0.000		0.006	-	-			0.038			
4.000	0.000	0.000	0.000		1.23	-	-	0.000	0.000	0.000		1.25	-	-			0.000	0.000	0.000		0.001	-	-	0.000	0.000	0.000		0.014	-	-			0.040			
4.400	0.000	0.000	0.000		0.840	-	-	0.000	0.000	0.000		0.889	-	-			0.000	0.000	0.000		0.013	-	-	0.000	0.000	0.000		0.055	-	-			0.044			
4.800	0.000	0.000	0.000		0.496	-	-	0.000	0.000	0.000		0.584	-	-			0.000	0.000	0.000		0.068	-	2	0.000	0.000	0.000		0.149	-	-			0.048			
5.200	0.000	0.000	0.000		0.241	-	-	0.000	0.000	0.000		0.351	-	-			0.000	0.000	0.000		0.213	-	-	0.000	0.000	0.000		0.315	-	-			0.052			
5.600	0.000	0.000	0.000		0.095	-	4	0.000	0.000	0.000		0.196	-	-			0.530	0.530	0.530	0.530	0.530	4	4	0.000	0.000	0.000		0.560	-	-			0.056			
6.000	0.000	0.000	0.000		0.030	-	5	0.000	0.000	0.000		0.098	-	-			0.000	0.000	0.000		0.803	-	-	0.000	0.000	0.000		0.863	-	-			0.060			
6.400	0.000	0.000	0.000		0.008	-	-	0.000	0.000	0.000		0.047	-	-			0.000	0.000	0.000		1.18	-	-	0.000	0.000	0.000		1.21	-	-			0.064			
6.800	0.000	0.000	0.000		0.002	-	-	0.000	0.000	0.000		0.020	-	-			0.000	0.000	0.000		1.58	-	-	0.000	0.000	0.000		1.59	-	-			0.068			
7.200	0.000	0.000	0.000		0.001	-	-	0.000	0.000	0.000		0.008	-	-			0.000	0.000	0.000		1.98	-	-	0.000	0.000	0.000		1.98	-	-			0.072			
7.600	0.000	0.000	0.000		0.001	-	-	0.000	0.000	0.000		0.003	-	-			0.000	0.000	0.000		2.38	-	-	0.000	0.000	0.000		2.38	-	-			0.076			
8.000	0.000	0.000	0.000		0.001	-	-	0.000	0.000	0.000		0.001	-	-			0.000	0.000	0.000		2.78	-	-	0.000	0.000	0.000		2.78	-	-			0.080			
8.400						-	-						-	-								-	-										0.084			
8.800						-	-						-	-								-	-										0.088			
9.200						-	-						-	-								-	-										0.092			
9.600						-	-						-	-								-	-										0.096			
10.000						-	-						-	-								-	-										0.100			
11.000						-	-						-	-								-	-										0.110			
12.000						-	-						-	-								-	-										0.120			
13.000						-	-						-	-								-	-										0.130			
14.000						-	-						-	-								-	-										0.140			
Totals:						0	9						0	0	0	0						0	6										0	5	0	0
Number of Trades:						0							0		0								1.00											0		0

Lending Products	Underlying Title	Multilateral Transactions[1]					Bilateral Transactions[2]		Stock Borrowing through OTC (volume)[3]
		Open Interest[5]	Volume(Offered)	Average Weighted	Transactions volume	Average Weighted	Transactions Volume	Average Weighted	Transactions Volume
ADMIEBOR	ADMIE (IPTO) HOLDING S.A. (CR)	---	---	---	---	---	---	102,266	
AEGNBOR	AEGEAN AIRLINES (CR)	10,726	---	---	---	---	---	76,910	
ALPHABOR	ALPHA SERVICES HOLD (CR)	411,908	---	---	7,000	3.25%	---	60,352,604	
ALMYBOR	ALUMIL (CR)	---	---	---	---	---	---	---	
EEEBOR	CC HBC AG (CR)	11,304	---	---	---	---	---	70,546	
CENERBOR	CENERGY HOLDINGS (CB)	---	---	---	---	---	---	---	
ELLAKTORBOR	ELLAKTOR (CR)	94,002	---	---	---	---	---	5,498	
ELHABOR	ELVALHALCOR (CR)	32,650	---	---	---	---	---	64,887	
EUROBBOR	EUROBANK HOLDINGS (CR)	663,512	---	---	7,951	7.75%	---	34,134,612	
EYDAPBOR	EYDAP S.A. (CR)	9,517	---	---	---	---	---	200,903	
FFGRPBOR	FOLLI FOLLIE (CR)	---	---	---	---	---	---	900,530	
FOYRKBOR	FOURLIS (CR)	625	---	---	---	---	---	21,545	
GEKTERNABOR	GEK TERNA (CR)	---	---	---	---	---	---	38,565	
SARBOR	GR. SARANTIS S.A. (CR)	1,940	---	---	---	---	---	76,338	
EXAEBOR	HELLENIC EXCHANGES-A.S.E. (CR)	---	---	---	---	---	---	152,063	
ELPEBOR	HELLENIC PETROLEUM (CR)	11,231	---	---	700	3.25%	---	167,104	
INTRKBOR	INTRACOM HOLDINGS (CR)	3,500	---	---	---	---	---	---	
BELABOR	JUMBO SA (CR)	50,441	---	---	1,300	3.25%	---	629,242	
LAMDABOR	LAMDA DEVELOPMENT SA (CR)	---	---	---	---	---	---	436,388	
MIGBOR	MARFIN INVESTMENT GROUP (CR)	70,000	---	---	---	---	---	794,474	
MOHBOR	MOTOR OIL (CR)	29,297	---	---	1,000	3.25%	---	312,253	
MYTILBOR	MYTILINEOS (CR)	17,647	---	---	---	---	---	153,641	
ETEBOR	NATIONAL BANK (CR)	83,428	---	---	20	4.58%	---	10,132,956	
OPAPBOR	OPAP (CR)	75,292	---	---	1,500	3.25%	---	1,451,874	
HTOBOR	OTE (CR)	30,958	---	---	---	---	---	988,625	
PPABOR	P.P.A. S.A. (CR)	2,414	---	---	---	---	---	65,287	
TPEIRBOR	PIRAEUS FINANCIAL HOLD (CR)	48,651	---	---	---	---	---	1,611,640	
PLAISBOR	PLAISIO COMPUTERS SA (CR)	---	---	---	---	---	---	---	
PPCBOR	PPC (CR)	2,000	---	---	---	---	---	2,801,332	
QUALBOR	QUALITY & RELIABILITY SA (CR)	---	---	---	---	---	---	---	
QUESTBOR	QUEST HOLDINGS (CR)	1,487	---	---	---	---	---	64,509	

## Stock Lending Notes

[1] - Multilateral contracts Lending or Borrowing as per Methods 8-1, 8-2 and 8-3-3 (According to ATHEX BoD Resolution No.17)

[2] - Bilateral Contracts Lending or Borrowing as per Methods 8-3-1 and 8-3-2 (According to ATHEX BoD Resolution No.20 )

[3] - The information concerning OTC Stock Borrowing Transactions is based on the statements of the Dematerialised Securities System (DSS) operators involved and refers to volumes that have been registered up until the previous working day.

[4] - Average Price (Volume weighted)

[5] - The Data concerning Open Interest before the start of trading session

Lending Products	Underlying Title	Open Interest[5]	Multilateral Transactions[1]				Bilateral Transactions[2]		Stock Borrowing through OTC (volume)[3]	
			Volume(Offered)	Average Weighted	Transactions volume	Average Weighted	Transactions Volume	Average Weighted	Transactions Volume	
TENERGYBOR	TERNA ENERGY (CR)	---	---	---	---	---	---	---	43,740	
TITCBOR	TITAN CEMENT (CB)	12,844	---	---	---	---	---	---	220,011	
VIOBOR	VIOHALCO SA/NV (CB)	15,997	---	---	1,502	3.25%	---	---	---	

## Stock Lending Notes

[1] - Multilateral contracts Lending or Borrowing as per Methods 8-1, 8-2 and 8-3-3 (According to ATHEX BoD Resolution No.17)

[2] - Bilateral Contracts Lending or Borrowing as per Methods 8-3-1 and 8-3-2 (According to ATHEX BoD Resolution No.20 )

[3] - The information concerning OTC Stock Borrowing Transactions is based on the statements of the Dematerialised Securities System (DSS) operators involved and refers to volumes that have been registered up until the previous working day.

[4] - Average Price (Volume weighted)

[5] - The Data concerning Open Interest before the start of trading session

## Sectors codification for listed companies

12003-	ETF	10101010	Computer Services
10101015	Software	10102030	Computer Hardware
15101010	Telecommunications Equipment	15102015	Telecommunications Services
20101010	Health Care Facilities	20101025	Health Care Services
20102010	Medical Equipment	20103015	Pharmaceuticals
30101010	Banks	30202000	Diversified Financial Services
30202010	Asset Managers & Custodians	30202015	Investment Services
30204000	Closed End Investments	30302010	Full Line Insurance
30302015	Insurance Brokers	30302025	Property and Casualty Insurance
35101010	Real Estate Holding and Development	35101015	Real Estate Services
35102000	Diversified REITs	35102030	Office REITs
40201040	Rental & Leasing Services: Consumer	40202010	Home Construction
40202015	Household Furnishings	40202020	Household Appliance
40203040	Electronic Entertainment	40203045	Toys
40204020	Clothing & Accessories	40301010	Entertainment
40301030	Publishing	40301035	Radio & TV Broadcasters
40401010	Diversified Retailers	40401020	Apparel Retailers
40401025	Home Improvement Retailers	40401030	Specialty Retailers
40501010	Airlines	40501015	Travel & Tourism
40501020	Casinos & Gambling	40501025	Hotels & Motels
45101015	Distillers & Vintners	45101020	Soft Drinks
45102010	Farming Fishing Ranching & Plantations	45102020	Food Products
45103010	Tobacco	45201010	Food Retailers & Wholesalers
45201020	Personal Products	50101010	Construction
50101020	Building Roof/Wallboard and Plumbing	50101030	Cement
50101035	Building Materials: Other	50202010	Electrical Components
50203000	Diversified Industrials	50203015	Plastics
50203030	Containers & Packaging	50204000	Machinery: Industrial
50204020	Machinery: Construction & Handling	50205010	Industrial Suppliers
50205020	Back Office Support HR & Consulting	50205030	Forms & Bulk Printing Services
50206015	Commercial Vehicles & Parts	50206030	Marine Transportation
50206060	Transportation Services	55101000	Diversified Materials
55101020	Textile Products	55102000	General Mining
55102010	Iron & Steel	55102015	Metal Fabricating
55102035	Aluminum	60101020	Oil Refining and Marketing
65101010	Alternative Electricity	65101015	Conventional Electricity
65102030	Water		



**ATHEX**  
Athens Stock Exchange

Λεωφ. Αθηνών 110 104 42 Αθήνα  
110, Athinon Ave. GR 104 42 Athens  
tel. (+30)210-33.66.800, fax (+30)210-33.66.101  
[www.athexgroup.gr](http://www.athexgroup.gr)