

22

Ημερήσιο Δελτίο  
Συναλλακτικής Δραστηριότητας

Daily Official List  
of Trading Activity

Tuesday, 23 August, 2022

Year: 143 Trading Day No: 157



**ATHEXGROUP**  
Athens Exchange Group

**Disclaimer:**

Hellenic Exchanges-Athens Stock Exchange S.A endeavours to ensure that the data and other material ("Information") presented on the Daily Official List are accurate and complete, but it is not liable for any errors or omissions of data or /and for the accuracy, credibility, updating and completeness of the aforesaid information nor it has any liability arising directly or indirectly from the use of the above Information.

The Company is not liable for the accuracy of the data included in listed companies' announcements. Only the sender of such an announcement is fully and solely liable for any infringement of third party's rights from the content of such announcement. All contents of the Daily Official List are provided only for information purposes and do not constitute investment advice or solicitation to invest in securities or other products listed for trading on the Exchange.

You acknowledge and agree that the Company is the owner of any property rights related to any Information appearing on the Daily Official List including intellectual property rights copyright, trademarks, etc.

The above data are a property of the Hellenic Exchanges-Athens Exchange and are copyright protected. Users are forbidden to reproduce, modify, copy, sale, transmit or redistribute, by all reproduction means and methods, part or the whole of the above data, without reference to their source.

The commercial exploitation of these data is, also, forbidden by third parties. Hellenic Exchanges-Athens Exchange does not carry any responsibility, direct or indirect, derived from usage or accidental alteration of the above data when used by third parties.

---

**Hellenic Exchanges – Athens Stock Exchange S.A.**

110 Athinon Ave., 10442 Athens, Tel: (210) 33.66.800, Fax: (210) 32.13.938

[www.athexgroup.gr](http://www.athexgroup.gr)

---

**Thessalonica Stock Exchange Center (T.S.E.C)**

16-18 Katouni Str., Thessalonica 546 25 Tel: (2310) 567.667, Fax: (2310) 530.545

---

**Athex Members Guarantee Fund**

14-16 Fidiou Str., Athens 106 78, Tel: (210) 33.04.682, Fax: (210) 33.04.155

---

**Hellenic Republic Capital Market Commission**

1 Kolokotroni Str. & 1 Stadiou Str., Athens 10562 Tel: (210) 33.77.100 Fax: (210) 33.77.173

---

**Table of Contents**

---

**Section 1: Statistical Figures of Securities, Derivatives and Lending**

Summary of Markets

Athex Indices

Analytic Figures for Athex Market's Boards and Categories

Trading Details by Athex Sectors and Financial Instruments (ETFs)

Top 10 best &amp; worst performing Shares

Derivatives Summary

**Section 2: Analytic Figures of Shares Transactions**

Analytic Figures of Shares Transactions

Shares' Notes

**Section 3: Figures of Securities Transactions**

Securities Blocks Details

Shares Rights Details

Stock Borrowing

Forced Sales Details

Forced Sales Registered Shares

Exchange Traded Funds (ETFs) Characteristics

**Section 5: Bonds traded in Fixed Income Assets Market**

Convertible Corporate Bonds - Regulated Market

Non Convertible Corporate Bonds - Regulated Market

Government Bonds

Treasury Bills &amp; Zero Coupon Government Bonds

Government Bonds Traded with the Open Outcry Method

State Banks Bonds

**Section 6: Additional Infos**

Athex &amp; ATHEXClear Members List

List of Stocks under Market Making operations

**Section 7: Derivatives Market Analytic Figures**

Index Futures

Stock Futures

Index Options

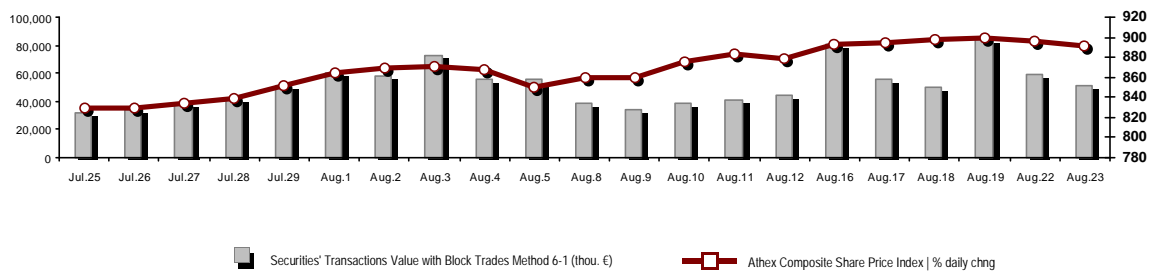
Stock Options

Stock Lending Analytic Figures

**Appendix A: Sectors codification for listed companies**

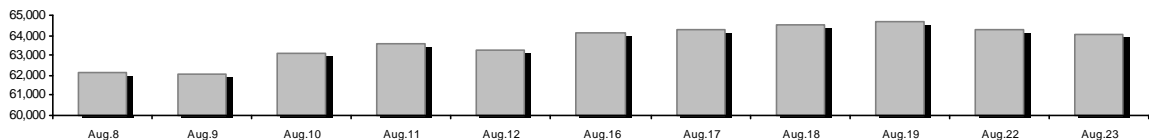
## Summary of Markets

Athex Composite Share Price Index vs Shares and Derivatives Transactions Value

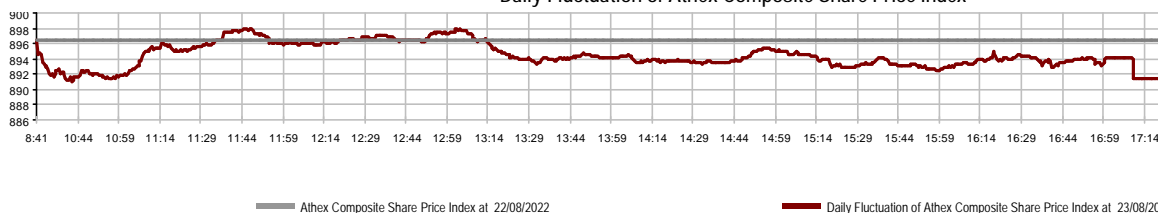


Athex Capitalisation (mill. €) **:	64,051.17	Derivatives Total Open Interest	257,139
Daily change: mill. €   %	-266.15 -0.41%	in Index Futures   % daily chng	4,087 4.13%
Yearly Avg Capitalisation: mill. €   % chng prev year Avg	63,673.75 4.58%	in Stock Futures   % daily chng	250,962 -4.53%
Athex Composite Share Price Index   % daily chng	891.46 -0.55%	in Index Options   % daily chng	1,194 5.29%
Athex Composite Share Price Index Capitalisation (mill. €)	57,757.03	in Stock Options   % daily chng	896 5.29%
Daily change (mill. €)	-266.27		
Securities' Transactions Value with Block Trades Method 6-1 (t)	51,159.79	Derivatives Contracts Volume:	20,581
Daily change: %	-8,443.55 -14.17%	Daily change: pieces   %	-20,277 -49.63%
YtD Avg Trans. Value: thou. €   % chng prev year Avg	80,624.72 15.42%	YtD Avg Derivatives Contracts % chng prev year Avg	35,710 -25.08%
Blocks Transactions Value of Method 6-1 (thou. €)	3,376.50	Derivatives Trades Number:	1,530
Blocks Transactions Value of Method 6-2 & 6-3 (thou. €)	217.39	Daily change: number   %	-615 -28.67%
Bonds Transactions Value (thou.€)	476.03	YtD Avg Trades number % chng prev year Avg	2,208 4.35%
Securities' Transactions Volume with Block Trades Method 6-1 (tho)	22,780.17	Lending Total Open Interest	1,255,299
Daily change: thou. pieces   %	-5,574.54 -19.66%	Daily change: pieces   %	344,341 37.80%
YtD Avg Volume: % chng prev year Avg	32,695.78 -4.39%	Lending Volume (Multilateral/Bilateral)	161,504
Blocks Transactions Volume of Method 6-1 (thou. Pieces)	235.00	Daily change: pieces   %	-182,837
Blocks Transactions Volume of Method 6-2 & 6-3 (thou. Pieces)	132.86	Multilateral Lending	111,004
Bonds Transactions Volume	486,000	Bilateral Lending	50,500
Securities' Trades Number with Block Trades Method 6-1	23,944	Lending Trades Number:	54
Daily change: number   %	-3,220 -11.85%	Daily change: %	39
YtD Avg Trades number % chng prev year Avg	32,380 8.18%	Multilateral Lending Trades Number	53
Number of Blocks Method 6-1	2	Bilateral Lending Trades Number	1
Number of Blocks Method 6-2 & 6-3	4		
Number of Bonds Transactions	93		

Athex Capitalisation (mill. €) \*\*



Daily Fluctuation of Athex Composite Share Price Index



## Athex Indices

Index name	23/08/2022	22/08/2022	pts.	%	Min	Max	Year min	Year max	Year change
Athex Composite Share Price Index	891.46 €	896.41	-4.95	-0.55%	891.05	897.99	778.84	973.27	-0.21% €
Athex ESG Index	1,011.88 €	1,018.10	-6.22	-0.61%	1,010.84	1,020.58	867.88	1,131.24	-0.15% €
FTSE/Athex Large Cap	2,156.13 €	2,168.45	-12.32	-0.57%	2,153.36	2,174.17	1,853.39	2,384.15	0.34% #
FTSE/Athex Mid Cap Index	1,380.97 €	1,387.88	-6.91	-0.50%	1,376.91	1,390.24	1,250.58	1,615.19	-7.44% €
FTSE/ATHEX-CSE Banking Index	448.33 €	453.90	-5.57	-1.23%	446.86	454.25	335.41	569.66	3.03% #
FTSE/ATHEX High Dividend Yield Index	3,013.55 €	3,021.82	-8.27	-0.27%	3,009.97	3,029.40	2,718.43	3,292.03	-2.92% €
FTSE/ATHEX Global Traders Index Plus	2,388.68 €	2,391.20	-2.52	-0.11%	2,383.55	2,402.69	2,122.05	2,584.55	0.64% #
FTSE/ATHEX Mid & Small Cap Factor-Weighted Ind	4,248.65 #	4,246.25	2.40	0.06%	4,229.19	4,263.21	3,920.25	5,109.62	-8.99% €
ATHEX Select Index Plus	3,078.72 €	3,108.22	-29.50	-0.95%	3,074.03	3,111.31	2,813.37	3,578.04	-9.05% €
ATHEX Select Index	4,403.52 #	4,390.74	12.78	0.29%	4,363.03	4,414.76	3,901.01	4,953.99	-4.01% €
FTSE/Athex Market Index	523.90 €	526.76	-2.86	-0.54%	523.22	528.13	454.86	586.15	-2.28% €
Athex Composite Index Total Return Index	1,563.83 €	1,572.51	-8.68	-0.55%	1,563.11	1,575.28	1,354.79	1,673.61	2.01% #
FTSE/Athex Large Cap Total Return	3,425.83 €	3,445.40	-19.57	-0.57%			2,917.53	3,702.87	2.50% #
FTSE/Athex Mid Cap Total Return	1,814.92 €	1,824.00	-9.08	-0.50%			1,640.21	2,064.38	-5.34% €
FTSE/ATHEX-CSE Banking Total Return Index	385.98 €	390.78	-4.80	-1.23%			288.79	485.90	3.02% #
Hellenic Mid & Small Cap Index	1,308.98 €	1,317.31	-8.33	-0.63%	1,306.69	1,317.78	1,181.80	1,451.84	-4.66% €
FTSE/Athex Banks	592.35 €	599.71	-7.36	-1.23%	590.41	600.18	443.16	752.66	3.03% #
FTSE/Athex Insurance	3,057.35 ~	3,057.35	0.00	0.00%	3,057.35	3,057.35	1,994.86	3,171.11	53.26% #
FTSE/Athex Financial Services	701.90 #	700.44	1.46	0.21%	695.27	703.74	619.08	831.60	-6.29% €
FTSE/Athex Industrial Goods & Services	3,740.79 €	3,805.26	-64.47	-1.69%	3,740.19	3,817.14	3,065.29	4,306.76	0.24% #
FTSE/Athex Retail	855.75 €	861.04	-5.29	-0.61%	854.42	865.85	746.44	1,150.20	-13.07% €
FTSE/ATHEX Real Estate	4,287.32 #	4,278.71	8.61	0.20%	4,238.61	4,307.56	3,592.38	5,179.83	-10.91% €
FTSE/Athex Consumer Goods & Services	8,655.29 #	8,539.30	115.99	1.36%	8,532.56	8,790.14	7,260.09	8,861.27	19.22% #
FTSE/Athex Food & Beverage	9,017.63 €	9,091.95	-74.32	-0.82%	8,933.35	9,091.95	6,627.16	12,058.75	-20.43% €
FTSE/Athex Basic Resources	6,157.48 €	6,231.25	-73.77	-1.18%	6,097.24	6,241.34	5,412.75	8,197.29	-16.77% €
FTSE/Athex Construction & Materials	3,035.90 €	3,063.39	-27.49	-0.90%	3,031.90	3,079.61	2,533.53	3,209.28	1.91% #
FTSE/Athex Energy	4,278.35 #	4,225.97	52.38	1.24%	4,186.10	4,278.35	3,339.51	4,370.53	24.24% #
FTSE/Athex Travel & Leisure	2,256.71 #	2,245.86	10.85	0.48%	2,231.64	2,270.41	1,858.00	2,327.38	14.96% #
FTSE/Athex Technology	1,948.16 €	1,965.57	-17.41	-0.89%	1,939.71	1,967.19	1,679.98	2,347.72	-9.26% €
FTSE/Athex Telecommunications	4,733.50 #	4,727.35	6.15	0.13%	4,727.35	4,797.35	4,377.01	5,170.21	4.13% #
FTSE/Athex Utilities	4,255.90 €	4,310.62	-54.72	-1.27%	4,255.90	4,342.63	3,692.82	5,208.71	-17.38% €
FTSE/Athex Health Care	352.09 #	349.83	2.26	0.65%	349.83	356.62	305.68	611.35	-36.27% €
FTSE/Athex Personal Products	6,879.36 €	6,984.28	-104.92	-1.50%	6,864.21	7,006.98	6,390.66	8,868.58	-21.15% €
Athex All Share Index	224.26 €	225.21	-0.95	-0.42%	224.26	224.26	198.92	248.43	-2.52% €
Hellenic Corporate Bond Index	119.18 €	119.46	-0.27	-0.23%			116.64	127.89	-6.72% €
Hellenic Corporate Bond Price Index	87.29 €	87.52	-0.23	-0.26%			85.75	95.40	-8.48% €

Note 1: FTSE/Med 100, Hellenic Corporate Bond Price Index and Hellenic Corporate Bond Index closing prices refer to the previous trading day of 19/08/2022.

Note 2: The Hellenic Mid & Small Cap Index is a Customized index calculated by the Athens Exchange.

## Analytic Figures for Athex Market's Boards and Categories

	Total Traded Securities	Main Market	Surveillance	Exchange Traded Funds (ETFs)
Totals	120	109	10	1
Gain / Lose / Same:	37 / 61 / 22	34 / 59 / 16	3 / 1 / 6	0 / 1 / 0
Athex Capitalisation (mill. €) **	64,051.17	63,694.72	356.45	
Daily Average Trans/ons Value(thou.€)	80,624.72	80,464.86	211.69	15.07
Transactions Value	51,377.18	51,174.81	198.96	3.41
Main Board:	47,782.72	47,580.92	198.39	3.41
Blocks Board 6_2_3:	3,593.89	3,593.89	0.00	0.00
Forced Sales Board:	0.57	0.00	0.57	0.00
Special Terms Board:	0.00	0.00	0.00	0.00
Daily Average Transactions Volume	32,695,777	31,931,706	785,507	715
Transactions Volume	22,913,029	22,432,379	480,490	160
Main Board:	22,544,376	22,064,522	479,694	160
Blocks Board 6_2_3:	367,857	367,857	0	0
Forced Sales Board:	796	0	796	0
Special Terms Board:	0	0	0	0
Daily Average Number of Trades	32,380	32,150	228	3
Number of Trades	23,948	23,797	150	1
Main Board:	23,940	23,791	148	1
Blocks Board 6_2_3:	6	6	0	0
Forced Sales Board:	2	0	2	0
Special Terms Board:	0	0	0	0

## Trading Details by Athex Sectors and Financial Instruments (ETFs)

Code	Sectors	Gain / Lose / Same	Number of Trades	Transactions Volume	Transactions Value	% of Total Trans. Value
3010	- Banks	1 / 5 / 0	8,131	17,412,539	19,634,988.54	38.22%
5510	- Basic Resources	3 / 8 / 2	1,011	360,704	905,570.48	1.76%
5010	- Construction & Materials	2 / 10 / 3	1,468	399,545	1,428,936.08	2.78%
4020	- Consumer Products & Services	4 / 1 / 2	1,590	493,673	5,615,708.99	10.93%
6010	- Energy	2 / 2 / 0	1,115	219,615	2,370,032.79	4.61%
12000	- Financial Instruments	0 / 1 / 0	1	160	3,412.80	0.01%
3020	- Financial Services	1 / 1 / 3	388	997,655	202,984.39	0.40%
4510	- Food Beverage & Tobacco	2 / 2 / 3	271	55,650	1,079,129.73	2.10%
2010	- Health Care	2 / 1 / 0	42	12,662	14,323.82	0.03%
5020	- Industrial Goods & Service	5 / 8 / 2	2,626	662,236	4,333,869.14	8.44%
3030	- Insurance	0 / 0 / 2	6	1,405	6,760.00	0.01%
4030	- Media	0 / 0 / 0	---	---	---	---
4520	- Personal Care, Drug & Grocery Stores	0 / 3 / 0	115	18,279	86,111.68	0.17%
3510	- Real Estate	7 / 2 / 1	1,296	432,335	2,098,712.18	4.08%
4040	- Retail	2 / 3 / 0	279	99,487	228,306.06	0.44%
1010	- Technology	1 / 7 / 3	639	201,439	534,859.72	1.04%
1510	- Telecommunications	2 / 0 / 0	890	196,694	3,342,689.14	6.51%
4050	- Travel & Leisure	2 / 3 / 1	1,337	564,113	3,569,413.79	6.95%
6510	- Utilities	1 / 4 / 0	2,743	784,838	5,921,373.98	11.53%

## Top 10 best &amp; worst performing Shares

Main Market					
With positive Price change			With negative Price change		
	Closing price	change		Closing price	change
ALPHA REAL ESTATE SA(CR)	10.8	9.53% #	ATTICA BANK S.A. (CR)	0.106	-10.77% €
TECHNICAL OLYMPIC SA (CR)	1.96	8.89% #	CENERGY HOLDINGS (CB)	2.735	-4.87% €
AS COMPANY SA (CR)	2.1	3.45% #	AVAX S.A. (CR)	0.785	-2.97% €
HELLENIC PETROLEUM (CR)	6.77	2.73% #	MERMEREN KOMB. A.D. PR. (GDR)	48.2	-2.82% €
PREMIA (CR)	1.24	2.48% #	ELVALHALCOR (CR)	1.426	-2.33% €
MARFIN INVESTMENT GROUP (CR)	0.0296	2.42% #	PIRAEUS FINANCIAL HOLD (CR)	1.1415	-2.02% €
THRACE PLASTICS SA (CR)	4.08	2.00% #	MYTILINEOS (CR)	15.9	-1.79% €
THESSALONIKA WATER & SEWERAGE	4.35	1.40% #	NATIONAL BANK (CR)	3.426	-1.64% €
JUMBO SA (CR)	15.29	1.39% #	TITAN CEMENT (CB)	12.08	-1.63% €
ELLAKTOR (CR)	1.776	1.37% #	ELINOIL S.A. (CR)	1.6	-1.54% €
With the highest Transactions Value			With the highest Transactions Volume		
	Value (thou. €)	change		Volume	change
ALPHA SERVICES HOLD (CR)	8,558.96	-0.90% €	ALPHA SERVICES HOLD (CR)	8,605,631	-0.90% €
JUMBO SA (CR)	5,238.97	1.39% #	EUROBANK HOLDINGS (CR)	4,298,460	-0.93% €
EUROBANK HOLDINGS (CR)	4,201.70	-0.93% €	PIRAEUS FINANCIAL HOLD (CR)	2,402,514	-2.02% €
NATIONAL BANK (CR)	3,993.00	-1.64% €	NATIONAL BANK (CR)	1,160,637	-1.64% €
MYTILINEOS (CR)	3,479.22	-1.79% €	MARFIN INVESTMENT GROUP (CR)	947,403	2.42% #
OTE (CR)	3,334.12	0.12% #	ATTICA BANK S.A. (CR)	943,968	-10.77% €
OPAP (CR)	3,267.09	0.60% #	PPC (CR)	410,222	-1.36% €
PIRAEUS FINANCIAL HOLD (CR)	2,763.21	-2.02% €	JUMBO SA (CR)	338,997	1.39% #
TERNA ENERGY (CR)	2,660.22	-1.21% €	OPAP (CR)	241,811	0.60% #
PPC (CR)	2,412.18	-1.36% €	MYTILINEOS (CR)	216,701	-1.79% €

Note: Stocks that are not included in the "Under Supervision" category, and the transactions value is more than 10,000 €.

## Derivatives Summary

	Number of Trades	Volume	Open Interest
<b>Index Futures</b>	<b>196</b>	<b>1,157</b>	<b>4,087</b>
FTSE/Athex Banks	0	0	0
FTSE/Athex Large Cap	196	1,157	4,087
<b>Stock Futures</b>	<b>1,317</b>	<b>19,274</b>	<b>250,962</b>
ADMIE (IPTO) HOLDING S.A. (CR)	13	109	5,865
ALPHA SERVICES HOLD (CR)	295	7,756	74,461
CC HBC AG (CR)	4	8	482
CENERGY HOLDINGS (CB)	32	75	6,163
ELLAKTOR (CR)	5	24	567
EUROBANK HOLDINGS (CR)	195	2,247	18,059
EYDAP S.A. (CR)	0	0	124
FOURLIS (CR)	2	3	1,451
GEK TERNA (CR)	42	187	6,859
HELLENIC EXCHANGES-A.S.E. (CR)	0	0	1,125
HELLENIC PETROLEUM (CR)	7	11	1,136
INTRACOM HOLDINGS (CR)	10	19	3,703
JUMBO SA (CR)	25	70	888
LAMDA DEVELOPMENT SA (CR)	36	90	4,465
MARFIN INVESTMENT GROUP (CR)	2	100	24,637
MOTOR OIL (CR)	5	5	606
MYTILINEOS (CR)	28	56	2,752
NATIONAL BANK (CR)	107	1,311	15,864
OPAP (CR)	4	25	846
OTE (CR)	6	19	1,245
P.P.A. S.A. (CR)	0	0	670
PIRAEUS FINANCIAL HOLD (CR)	213	5,576	43,989
PPC (CR)	150	1,130	22,572
TERNA ENERGY (CR)	118	423	5,884
TITAN CEMENT (CB)	1	1	1,122
VIOHALCO SA/NV (CB)	17	29	5,427
<b>Index Options</b>	<b>9</b>	<b>103</b>	<b>1,194</b>
FTSE/Athex Large Cap	9	103	1,194
<b>Stock Options</b>	<b>8</b>	<b>47</b>	<b>896</b>
ALPHA SERVICES HOLD (CR)	0	0	0
NATIONAL BANK (CR)	0	0	671
OPAP (CR)	0	0	80
OTE (CR)	6	33	0
PIRAEUS FINANCIAL HOLD (CR)	0	0	5
PPC (CR)	2	14	140
<b>Total Derivatives Traded</b>	<b>1,530</b>	<b>20,581</b>	<b>257,139</b>











Number of Outstanding Securities	Nominal Value	Dividends [1] 2019 2020 2021	Date of Last Coupon Dividend [2] Right	Note	Shares	Closing price	% change	Previous closing price/date	Open price	Price min	Price max	Last price	Avg price	Last Bid [7]	Last Ask [7]	P/E after tax	Year	Volume	Trades	Transactions Value[8]	Company Mkt Value (thou. €)	Year low	Year high	Sector[4]
<b>Suspension Status</b>																								
5,867,311	0.300	---	---	---	11/08/2010 28/04/2017	5243	DIONIC (CR)	0.11	---	0.11	30/06/2020	---	---	---	---	---	---	---	---	---	645.40	0.11	0.11	50205010
66,948,210	0.300	---	---	---	22/09/2015 22/09/2015	5179	FOLLI FOLLIE (CR)	4.8	---	4.8	24/05/2018	---	---	---	---	---	---	---	---	---	321,351.41	4.8	4.8	40401030
12,417,000	0.310	---	---	---	27/08/2019 28/08/2017	5233	MLS MULTIMEDIA SA (CR)	0.57	---	0.57	12/05/2020	---	---	---	---	---	---	---	---	---	7,077.69	0.57	0.57	10101015
33,301,715	0.320	---	---	---	27/06/2003 08/07/2009	5241	AEGEK (CR)	0.035	---	0.035	25/06/2020	---	---	---	---	---	---	---	---	---	1,165.56	0.035	0.035	50101010
4,737,503	0.320	---	---	---	22/06/2005 22/09/2015	5115	VARANGIS AVEPE S.A. (CR)	0.11	---	0.11	02/03/2022	---	---	---	---	---	---	---	---	---	521.13	0.11	0.11	40202015
1,001,643	0.040	---	---	---	23/05/2005 17/08/2022	5206	G.E. DIMITRIOU (CR)	0.0125	---	0.0125	30/04/2019	---	---	---	---	---	---	---	---	---	12.52	0.0125	0.9625	40202020
7,085,888	1.59	---	---	---	02/07/1996 06/09/2010	5216	ELVIEK (CR)	2.6	---	2.6	30/09/2019	---	---	---	---	---	---	---	---	---	18,423.31	2.6	2.6	35101010
25,179,640	0.600	---	---	---	08/08/1994 19/09/2000	5191	J.BOUTARIS & SON (CR)	0.026	---	0.026	01/10/2018	---	---	---	---	---	---	---	---	---	742.45	0.026	0.026	45101015
1,540,000	0.600	---	---	---	08/08/1994 19/09/2000	5192	J.BOUTARIS & SON (PR)	0.057	---	0.057	01/10/2018	---	---	---	---	---	---	---	---	---	742.45	0.057	0.057	45101015
7,734,375	1.00	---	---	---	09/07/2007 07/01/2011	5266	LIVANIS SA (CR)	0.185	---	0.185	03/05/2022	---	---	---	---	---	---	---	---	---	1,430.86	0.136	0.2	40301030

## Shares' Notes

Code	Note text
( )	- Adjusted dividends.
*	- Last adjusted closing price.
[1]	- Net dividends.
[2]	- The "Date of Last Coupon" for New listings refers to the date company's stocks started to trade in Athex
[3]	- The Company Market Value is referred to the number of outstanding shares
[4]	- Sectors codification can be found in Appendix A
[5]	- The Market Value refers to the total number of shares listed (including their several classes) in the exchange by the company.
[6]	- P/E greater than 100
[7]	- Last view of the Order Book before the end of the trading session
[8]	- All Blocks Methods' Transactions Value are included.
4750	- Transfer to the Under Surveillance Category from 8/4/2011.
4912	- Transfer to the Surveillance Category as of 31/7/2012.
4955	- Transfer to the Surveillance Category as from 5/4/2013.
4957	- Transfer to the Surveillance Category as from 5/4/2013.
4958	- Transfer to the Surveillance Category as from 5/4/2013.
4959	- Transfer to the Surveillance Category as from 5/4/2013.
5093	- Transfer to the Surveillance Category as of 8/4/2015.
5115	- Transfer to the Surveillance Category as of 15/04/2016.
5141	- Transfer to the Surveillance Category as of 10/05/2017.
5160	- Transfer to the Surveillance Category as of 15/04/2016.
5162	- Transfer to the Under Supervision Category as of 21/12/2009.
5165	- Transfer to the Surveillance Category as of 15/02/2018.
5179	- Suspension of trading as of 25/05/2018.
5191	- Suspension of trading as of 02/10/2018.
5192	- Suspension of trading as of 02/10/2018.
5193	- Transfer to the Surveillance Category as of 25/10/2018.
5194	- Transfer to the Surveillance Category as of 25/10/2018.
5197	- Transfer to the Surveillance Category as of 07/11/2018.
5206	- Suspension of trading as of 02/05/2019.
5216	- Suspension of trading as of 01/10/2019.
5232	- Transfer to the Under Surveillance Category from 08/04/2011.
5233	- Suspension of trading as of 13/05/2020.
5241	- Suspension of trading as of 26/06/2020.
5243	- Suspension of trading as of 01/07/2020.
5245	- Transfer to the Surveillance Category as of 09/07/2020.
5248	- Transfer to the Surveillance Category as of 06/09/20116.
5253	- Transfer to the Surveillance Category as of 14/5/2021.
5266	- Suspension of trading as of 04/05/2022.

### Securities Blocks Details

Securities	Block Volume	Price	Block Trade Value	Time of approval	Note
JUMBO SA (CR)	200,000	15.50	3,100,000.00	16:31:14	20
ALPHA SERVICES HOLD (CR)	104,728	1.02	106,707.36	16:54:37	18
NATIONAL BANK (CR)	26,597	3.44	91,493.68	16:56:33	18
TITAN CEMENT (CB)	832	12.53	10,420.80	16:58:37	18
TITAN CEMENT (CB)	700	12.53	8,767.50	16:59:43	18
EYDAP S.A. (CR)	35,000	7.90	276,500.00	17:13:50	20

### Blocks Notes

- 9 - Method 6-1 / Special Fees
- 10 - Method 6-1 / Special Fees, SDS
- 14 - Method 6-3 / Settlement, Incomplete Buy and Sell
- 18 - Method 6-2 / SPOT 1
- 19 - Method 6-2 / SPOT 2
- 20 - Method 6-1 and Method 6-1 Same Day Settlement
- 21 - Other Pre-agreed

**Shares Rights Details**

Occured date	Exercise from	Exercise until	Trading until	Rights	Price min	Price max	Closing price	Last Bid	Last Ask	Volume	Trades	Transactions Value
--------------	---------------	----------------	---------------	--------	-----------	-----------	---------------	----------	----------	--------	--------	--------------------

No Rights Transactions.



---

**Forced Sales Details**

---

Securities	Category of Security	Transactions Volume	Number of Trades	Transactions Value	Note
LAVIPHARM SA (CR)	Stocks	796	2	573.12	3

---

---

**Forced Sales Notes**

---

- 1 - Compulsory Public Forced Sales
- 2 - Forced Sales of Fixed Registered Shares
- 3 - Forced Sales of Remaining Fractional Shares

## Exchange Traded Funds (ETFs) Characteristics

	Transactions Date (T)	Creation / Redemption	Units (T-1)	New Units (T-1)	Redemption Units (T-1)	Units (T) [1]	Fund Assets [2]	Net Unit Price	Dividend per Unit	Dividend Date
ALPHA ETF FTSE Athex Large Cap	23/08/2022	5,000	906,928	---	---	906,928	19,630,410.00	21.6449	0.52	01/07/2022

## ETFs Notes

[1] - Units (T) = Units (T-1) + New Units (T-1) - Redemption Units (T-1)

[2] - The Creation / Redemption Units of T-1 are included.

## Non Convertible Corporate Bonds - Regulated Market

Num Listed Bonds	Nominal price	Issue price	Today's Rate	Exp. Date	Duration (years)	Note	Coupon		Trading Unit	Corporate Bonds	Accrued Int.	Yield.T.Mat	Price min	Price max	Closing price	Previous closing price/date	Volume	Transactions Value	Last order		ear min	Year max		
							Common	Preferred											Price	Buy / Sell			Date	
100,000	1,000.00	1,000.00	2.95	11/02/2027	5	---	2	---	1	SAFE BULKERS PARTICIPATIONS PLC (Non Convertible)	1.1472	4.7080	---	---	---	93.1500	22/08/2022	---	---	93.0000	B	23/08/2022	88.9211	100.0000
320,000	1,000.00	1,000.00	3.40	21/07/2027	7	---	5	---	1	LAMDA DEVELOPMENT S.A. (Non Convertible)	3.3056	3.7270	96.5100	98.0000	97.5000	97.0000	22/08/2022	11,000	10,761.46	96.5000	B	23/08/2022	86.1000	102.0000
200,000	1,000.00	1,000.00	2.10	27/10/2027	7	---	4	---	1	O.P.A.P. S.A. (Non Convertible)	7.0000	2.8430	96.0001	97.0000	96.1000	97.0000	22/08/2022	27,000	26,188.00	95.0001	B	23/08/2022	90.1209	101.7500
200,000	1,000.00	1,000.00	1.90	23/03/2028	7	---	3	---	1	MOTOR OIL CORINTH REFINERIES SA (Non Convertible)	8.1806	3.4990	91.9899	91.9900	91.9900	91.9500	22/08/2022	5,000	4,640.40	91.5000	B	23/08/2022	88.7317	99.2000
100,000	1,000.00	1,000.00	2.70	25/05/2026	5	---	3	---	1	COSTAMARE PARTICIPATIONS PLC (Non Convertible)	6.9000	3.9980	95.2600	95.3500	95.2600	97.0000	22/08/2022	19,000	18,235.40	95.2500	B	23/08/2022	93.1800	102.0000
300,000	1,000.00	1,000.00	2.30	20/07/2028	7	---	3	---	1	PRODEA REIC S.A.(Non Convertible)	2.3000	4.6920	88.0000	88.5000	88.2500	88.3000	22/08/2022	2,000	1,769.60	88.0000	B	23/08/2022	85.0644	98.1000
150,000	1,000.00	1,000.00	2.65	22/10/2026	5	---	2	---	1	CPLP SHIPPING HOLDINGS PLC (Non Convertible)	8.9069	3.9420	95.0000	95.0000	95.0000	94.9440	22/08/2022	3,000	2,876.72	94.3500	B	23/08/2022	91.5000	100.0000
250,000	1,000.00	1,000.00	2.45	16/11/2028	7	---	2	---	1	ELVALHALCOR S.A. (Non Convertible)	6.8736	4.0620	91.1000	91.5000	91.5000	91.4140	22/08/2022	28,000	25,796.46	91.1000	B	23/08/2022	86.9800	100.2900
500,000	1,000.00	1,000.00	2.75	03/07/2027	7	---	5	---	1	GEK TERNA S.A. (Non Convertible)	3.9722	4.0790	91.0000	93.9999	93.5466	93.5480	22/08/2022	18,000	16,909.89	93.1000	B	23/08/2022	88.0000	99.0000
300,000	1,000.00	1,000.00	2.30	14/12/2028	7	---	2	---	1	GEK TERNA S.A. (Non Convertible)	4.6000	4.1910	90.1100	90.1180	90.1140	90.1290	22/08/2022	2,000	1,811.48	88.5000	B	23/08/2022	87.4672	100.0000
175,000	1,000.00	1,000.00	3.40	26/07/2024	5	---	7	---	1	ATTICA HOLDINGS S.A. (Non Convertible)	2.8333	4.3290	97.5000	97.5000	97.5000	97.8000	19/08/2022	100,000	97,783.33	97.5000	B	23/08/2022	93.2476	99.4500
230,000	1,000.00	1,000.00	4.70	12/07/2029	7	---	1	---	1	LAMDA DEVELOPMENT S.A. (Non convertible)	5.7444	4.3420	101.7519	101.8999	101.7889	101.7050	22/08/2022	4,000	4,094.53	101.6001	B	23/08/2022	99.5620	101.9800
100,000	1,000.00	1,000.00	4.40	26/07/2029	7	---	1	---	1	CPLP SHIPPING HOLDINGS PLC (Non Convertible)	3.6667	4.3850	100.0000	100.0000	100.0000	100.0000	22/08/2022	3,000	3,011.00	99.1500	B	23/08/2022	98.2781	101.0000
200,000	1,000.00	1,000.00	3.60	12/03/2026	7	---	7	---	1	AEGEAN AIRLINES S.A. (Non Convertible)	16.4000	4.0030	97.0000	97.5000	97.1440	97.0000	22/08/2022	92,000	90,881.30	97.0000	B	23/08/2022	93.8900	101.3000
150,000	1,000.00	1,000.00	2.60	22/10/2026	7	---	6	---	1	TERNA ENERGY FINANCE S.A. (Non Convertible)	8.7389	3.4540	95.9000	95.9000	95.9000	94.0010	22/08/2022	3,000	2,903.22	94.0010	B	23/08/2022	92.1000	99.9900
100,000	1,000.00	1,000.00	2.80	25/01/2027	5	---	2	---	1	PREMIA S.A. (Non Convertible)	2.4111	5.1250	---	---	---	91.2090	22/08/2022	---	---	90.6101	B	23/08/2022	89.2703	99.5000
120,000	1,000.00	1,000.00	3.95	04/04/2025	7	---	9	---	1	GEK TERNA S.A. (Non Convertible)	15.6903	3.5180	99.5000	99.8000	99.5468	99.5240	22/08/2022	89,000	90,005.93	99.5000	B	23/08/2022	99.0000	103.2000
90,000	1,000.00	1,000.00	3.00	11/05/2023	5	---	9	---	1	CORAL A.E. (Non Convertible)	8.8333	2.4060	100.2000	100.6000	100.2000	100.6870	22/08/2022	54,000	54,597.00	100.0530	B	23/08/2022	99.0001	102.0000

## Corporate Bonds Notes

Transactions Volume = (Pieces) \* (Nominal Price). Transactions Value = (Pieces) \* (Nominal Price) \* (price %) + (Accrued interest).

The price of a Bond is stated as a percentage (%) of Bond's Nominal Price.

Nominal Price in Euros (€), except if it is noted differently.

## Non Convertible Corporate Bonds - Regulated Market

Num Listed Bonds	Nominal price	Issue price	Today's Rate	Exp. Date	Duration (years)	Note	Coupon		Trading Unit	Corporate Bonds	Accrued Int.	Yield.T.Mat	Price min	Price max	Closing price	Previous closing price/date	Volume	Transactions Value	Last order			ear min	Year max	
							Common	Preferred											Price	Buy / Sell	Date			
20,148	1,000.00	1,000.00	4.95	26/06/2023	5	---	9	---	1	B&F COMM. & GARM. INDUS. S.A. (Non Convertible)	8.1125	3.2080	---	---	---	100.8900	19/08/2022	---	---	99.9600	B	23/08/2022	99.0000	102.0000
120,000	1,000.00	1,000.00	2.65	06/12/2028	7	---	2	---	1	NOVAL PROPERTY REIC (Non Convertible)	5.8889	4.4130	90.8000	90.8500	90.8000	90.0000	22/08/2022	26,000	23,762.11	89.0000	B	23/08/2022	86.9173	100.0000

## Corporate Bonds Notes

Transactions Volume = (Pieces) \* (Nominal Price). Transactions Value = (Pieces) \* (Nominal Price) \* (price %) + (Accrued interest).

The price of a Bond is stated as a percentage (%) of Bond's Nominal Price.

Nominal Price in Euros (€), except if it is noted differently.

## Government Bonds

Number Listed Bonds	Nominal price	Today's Rate	Accrued Interest Calc	Exp. Date [1]	Duration (years)	Note	Coupons Date	Curr. coupon value	Trading Unit	Government Bonds	Price min	Price max	Closing price	Previous closing price/date	Volume	Transactions Value	Price	Last order Buy / Sell	Date
4,500,000	1,000.00	1.88	Actual/Actual	04/02/2035	15	---	04/02	1.88	1	GGB-FXD-040235-15Y-1.875-1.000	---	---	---	---	---	---	---	---	---
2,500,000	1,000.00	3.45	Actual/Actual	02/04/2024	5	---	02/04	3.45	1	GGB-FXD-020424-05Y-3.450-1.000	---	---	---	---	---	---	---	---	---
6,000,000	1,000.00	0.75	Actual/Actual	18/06/2031	10	---	18/06	0.75	1	GGB-FXD-180631-10Y-0.750-1.000	---	---	---	---	---	---	---	---	---
4,355,990,324	1.00	3.50	Actual/Actual	30/01/2023	5	---	01/02 - 31/01	3.50	1	GGB-FXD-300123-05Y-3.500-1.000	---	---	---	94.5720 13/07/2018	---	---	1.0000	B	28/11/2018
5,962,747,327	1.00	3.75	Actual/Actual	30/01/2028	10	---	/02 - 01/02 - 31/	3.75	1	GGB-FXD-300128-10Y-3.750-1.000	---	---	---	85.4610 13/07/2018	---	---	1.0000	B	28/11/2018
7,067,309,386	1.00	3.90	Actual/Actual	30/01/2033	15	---	/02 - 01/02 - 31/	3.90	1	GGB-FXD-300133-15Y-3.900-1.000	---	---	---	78.6730 13/07/2018	---	---	1.0000	B	28/11/2018
5,472,848,349	1.00	4.00	Actual/Actual	30/01/2037	19	---	/02 - 01/02 - 31/	4.00	1	GGB-FXD-300137-19Y-4.000-1.000	---	---	---	77.0370 13/07/2018	---	---	1.0000	B	28/11/2018
5,276,770,669	1.00	4.20	Actual/Actual	30/01/2042	24	---	/02 - 01/02 - 31/	4.20	1	GGB-FXD-300142-24Y-4.200-1.000	---	---	---	77.7640 13/07/2018	---	---	1.0000	B	28/11/2018
119,550,565	1.00	4.30	Actual/Actual	24/02/2023	11	---	24/02	4.30	1	GGB-FXD-240223-11Y-2.000-1.000	---	---	---	10.0000 22/06/2015	---	---	10.0000	B	11/07/2019
48,794,718	1.00	4.30	Actual/Actual	24/02/2024	12	---	24/02	4.30	1	GGB-FXD-240224-12Y-2.000-1.000	---	---	---	10.0000 22/06/2015	---	---	---	---	---
40,248,141	1.00	4.30	Actual/Actual	24/02/2025	13	---	24/02	4.30	1	GGB-FXD-240225-13Y-2.000-1.000	---	---	---	10.0000 22/06/2015	---	---	---	---	---
59,586,043	1.00	4.30	Actual/Actual	24/02/2026	14	---	24/02	4.30	1	GGB-FXD-240226-14Y-2.000-1.000	---	---	---	10.0000 22/06/2015	---	---	---	---	---
41,118,344	1.00	4.30	Actual/Actual	24/02/2027	15	---	24/02	4.30	1	GGB-FXD-240227-15Y-2.000-1.000	---	---	---	10.0000 22/06/2015	---	---	---	---	---
45,137,734	1.00	4.30	Actual/Actual	24/02/2028	16	---	24/02	4.30	1	GGB-FXD-240228-16Y-2.000-1.000	---	---	---	10.0000 22/06/2015	---	---	---	---	---
61,768,888	1.00	4.30	Actual/Actual	24/02/2029	17	---	24/02	4.30	1	GGB-FXD-240229-17Y-2.000-1.000	---	---	---	10.0000 22/06/2015	---	---	---	---	---
54,567,744	1.00	4.30	Actual/Actual	24/02/2030	18	---	24/02	4.30	1	GGB-FXD-240230-18Y-2.000-1.000	---	---	---	10.0000 22/06/2015	---	---	---	---	---
37,541,515	1.00	4.30	Actual/Actual	24/02/2031	19	---	24/02	4.30	1	GGB-FXD-240231-19Y-2.000-1.000	---	---	---	10.0000 22/06/2015	---	---	---	---	---
37,558,317	1.00	4.30	Actual/Actual	24/02/2032	20	---	24/02	4.30	1	GGB-FXD-240232-20Y-2.000-1.000	---	---	---	10.0000 22/06/2015	---	---	---	---	---
37,473,732	1.00	4.30	Actual/Actual	24/02/2033	21	---	24/02	4.30	1	GGB-FXD-240233-21Y-2.000-1.000	---	---	---	10.0000 22/06/2015	---	---	---	---	---
33,888,293	1.00	4.30	Actual/Actual	24/02/2034	22	---	24/02	4.30	1	GGB-FXD-240234-22Y-2.000-1.000	---	---	---	10.0000 22/06/2015	---	---	---	---	---
35,177,800	1.00	4.30	Actual/Actual	24/02/2035	23	---	24/02	4.30	1	GGB-FXD-240235-23Y-2.000-1.000	---	---	---	10.0000 22/06/2015	---	---	---	---	---
35,547,268	1.00	4.30	Actual/Actual	24/02/2036	24	---	24/02	4.30	1	GGB-FXD-240236-24Y-2.000-1.000	---	---	---	10.0000 22/06/2015	---	---	---	---	---
40,246,306	1.00	4.30	Actual/Actual	24/02/2037	25	---	24/02	4.30	1	GGB-FXD-240237-25Y-2.000-1.000	---	---	---	10.0000 22/06/2015	---	---	---	---	---
37,643,952	1.00	4.30	Actual/Actual	24/02/2038	26	---	24/02	4.30	1	GGB-FXD-240238-26Y-2.000-1.000	---	---	---	10.0000 22/06/2015	---	---	---	---	---
36,977,100	1.00	4.30	Actual/Actual	24/02/2039	27	---	24/02	4.30	1	GGB-FXD-240239-27Y-2.000-1.000	---	---	---	10.0000 22/06/2015	---	---	---	---	---
41,615,000	1.00	4.30	Actual/Actual	24/02/2040	28	---	24/02	4.30	1	GGB-FXD-240240-28Y-2.000-1.000	---	---	---	10.0000 22/06/2015	---	---	---	---	---
42,227,208	1.00	4.30	Actual/Actual	24/02/2041	29	---	24/02	4.30	1	GGB-FXD-240241-29Y-2.000-1.000	---	---	---	10.0000 22/06/2015	---	---	---	---	---
68,288,487	1.00	4.30	Actual/Actual	24/02/2042	30	---	24/02	4.30	1	GGB-FXD-240242-30Y-2.000-1.000	---	---	---	10.0000 22/06/2015	---	---	---	---	---
4,000,000	1,000.00	3.88	Actual/Actual	12/03/2029	10	---	12/03	3.88	1	GGB-FXD-120329-10Y-3.875-1.000	---	---	---	---	---	---	100.0000	B	15/10/2019
4,500,000	1,000.00	0.00	Actual/Actual	12/02/2026	5	---	12/02	0.00	1	GGB-FXD-120226-05Y-0.000-1.000	---	---	---	---	---	---	---	---	---
3,000,000	1,000.00	3.38	Actual/Actual	15/02/2025	7	---	15/02	3.38	1	GGB-FXD-150225-07Y-3.375-1.000	---	---	---	---	---	---	---	---	---
250,250	1,000.00	2.90	Actual/Actual	20/03/2023	4	---	20/03	2.90	1	GGB-FXD-200323-04Y-2.900-1.000	---	---	---	---	---	---	---	---	---
964,000	1,000.00	3.25	Actual/Actual	20/03/2025	6	---	20/03	3.25	1	GGB-FXD-200325-06Y-3.250-1.000	---	---	---	---	---	---	---	---	---
2,100,000	1,000.00	3.55	Actual/Actual	20/03/2026	7	---	20/03	3.55	1	GGB-FXD-200326-07Y-3.550-1.000	---	---	---	---	---	---	---	---	---

## Government Bonds Notes

Transactions Volume = (Pieces) \* (Nominal Price). Transactions Value = (Pieces) \* (Nominal Price) \* (price %) + (Accrued interest).

The Value of current coupon for the issues with NV 0.01 euro refers to NV 100 euros

FLR: Floating Interest Rate.

[1] - The Expiration Date of the interest bearing period and the Date for coupon payment.

## Government Bonds

Number Listed Bonds	Nominal price	Today's Rate	Accrued Interest Calc	Exp. Date [1]	Duration (years)	Note	Coupons Date	Curr. coupon value	Trading Unit	Government Bonds	Price min	Price max	Closing price	Previous closing price/date	Volume	Transactions Value	Price	Last order Buy / Sell	Date
40,000	1,000.00	0.22	FLR	Actual/360	16/09/2022	1	---	16/03 - 16/09	---	1	GGB-FLT-160922-01Y-0.108-1.000	---	---	---	---	---	---	---	---
5,500,000	1,000.00	1.50		Actual/Actual	18/06/2030	10	---	18/06	1.50	1	GGB-FXD-180630-10Y-1.500-1.000	---	---	---	---	---	---	---	---
5,364,250	1,000.00	3.25		Actual/Actual	20/03/2050	30	---	20/03	3.25	1	GGB-FXD-200350-30Y-3.250-1.000	---	---	---	---	---	---	---	---
3,924,361	1,000.00	2.00		Actual/Actual	22/04/2027	7	---	22/04	2.00	1	GGB-FXD-220427-07Y-2.000-1.000	---	---	---	---	---	99.9000	B	22/04/2020
2,500,000	1,000.00	1.88		Actual/Actual	23/07/2026	7	---	23/07	1.88	1	GGB-FXD-230726-07Y-1.875-1.000	---	---	---	---	---	---	---	---
3,500,000	1,000.00	1.88		Actual/Actual	24/01/2052	30	---	24/01	1.88	1	GGB-FXD-240152-30Y-1.875-1.000	---	---	---	---	---	---	---	---
3,500,000	1,000.00	1.75		Actual/Actual	18/06/2032	10	---	18/06	1.75	1	GGB-FXD-180632-10Y-1.750-1.000	---	---	---	---	---	---	---	---
1,000,000	1,000.00	1.13	FLR	Actual/360	15/12/2027	5	---	- 15/12 - 15/03 -	---	1	GGB-FLT-151227-05Y-1.130-1.000	---	---	---	---	---	---	---	---

## Government Bonds Notes

Transactions Volume = (Pieces) \* (Nominal Price). Transactions Value = (Pieces) \* (Nominal Price) \* (price %) + (Accrued interest).

The Value of current coupon for the issues with NV 0.01 euro refers to NV 100 euros

FLR: Floating Interest Rate.

[1] - The Expiration Date of the interest bearing period and the Date for coupon payment.

Treasury Bills & Zero Coupon Government Bonds

Issue Date	13-Week Maturity									26-Week Maturity									52-Week Maturity								
	Exp. Date	Initial Rate	Num Listed Bonds	Nominal price	Issue price	Last Trade Price	Last Trade Date	Volume Traded	Note	Exp. Date	Initial Rate	Num Listed Bonds	Nominal price	Issue price	Last Trade Price	Last Trade Date	Volume Traded	Note	Exp. Date	Initial Rate	Num Listed Bonds	Nominal price	Issue price	Last Trade Price	Last Trade Date	Volume Traded	Note
10/09/2021	---	---	---	---	---	---	---	---	---	---	---	---	---	---	---	---	---	---	09/09/2022	-0.31	1,000,000	1,000.00	1,003.14	---	---	---	---
10/12/2021	---	---	---	---	---	---	---	---	---	---	---	---	---	---	---	---	---	---	09/12/2022	-0.40	600,000	1,000.00	1,004.06	---	---	---	---
11/03/2022	---	---	---	---	---	---	---	---	---	---	---	---	---	---	---	---	---	---	10/03/2023	-0.23	1,000,000	1,000.00	1,002.30	---	---	---	---
10/06/2022	---	---	---	---	---	---	---	---	---	---	---	---	---	---	---	---	---	---	09/06/2023	0.83	1,600,000	1,000.00	991.68	---	---	---	---

Bonds in Circulation	Currency / Min nominal traded Value	Coupons Payment Date	Current Coupon Value	Note	Coupon	Trading Unit	Issue Date	Duration (years)	Today's Interest	A.I.C in days	Bonds	Last price of previous days		Last Outcry in Cash (euro)		Trades in Pieces	Life min	Life Max	
												Price	Buy / Sell	Price	Buy / Sell				
<b>Corporate Bonds in Foreign Currency and Euro</b>																			
103,746	GBP / 10	01/12	0.25	---	63	1	01/12/1930	98	2.5	360	National Mortgage Bank	2.27	05/02/1996	2.27	S	05/02/1996	---	2.27	2.27
0	GBP / 10	01/12	0.25	---	65	1	01/12/1928	100	2.5	360	National Mortgage Bank	---	---	---	---	---	---	---	---

## Government Bonds Notes

A.I.C: Accrued Interest Calculation base.

FLR: Floating Interest Rate.

The minimum tradeable Nominal Value for all Demeterialised Government Titles is 100 Euros.

(μτφρ-0)



## Athex &amp; ATHEXClear Members List

Member Name				Stock Market			Derivatives Market		ATHEXClear Member	
	Address	Phone	Fax	Market Member	Remote Member	Market Maker	Proprietary	Market Maker	General Clearing	Direct Clearing
A. SARRIS SECURITIES S.A.				a						
6, ΔΡΑΓΑΤΣΑΝΙΟΥ 6 ΑΘΗΝΑ	2103367700									
AEONIC SECURITIES C.I.F. P.L.C.				a	a					
, ΛΑΪΟΥ 6, ΓΡ. 301B, ANNA COURT	35725337600									
ALPHA BANK S.A.									a	
, ΣΤΑΔΙΟΥ 40 ΑΘΗΝΑ	2103260000									
ALPHA FINANCE INVESTMENT SERVICES SINGLE MEMBER SA				a		a	a	a		a
5, ΜΕΡΛΙΝ 5 ΑΘΗΝΑ	2103677400									
ARGUS STOCKBROKERS LTD				a	a		a			
25 , 25 ΛΕΩΦΟΡΟΣ ΔΗΜΟΣΘΕΝΗ ΣΕΒΕΡΗ	0035722717000									
ATLANTIC SECURITIES LTD				a	a					
37, ΠΡΟΔΡΟΜΟΥ 37	0035722445400									
AXON SECURITIES S.A.				a			a			
48, ΣΤΑΔΙΟΥ 48 ΑΘΗΝΑ	2103363800									
BETA SECURITIES S.A.				a		a	a			a
29 , Λ.ΑΛΕΞΑΝΔΡΑΣ 29 ΑΘΗΝΑ	2106478930									
BNP PARIBAS SECURITIES SERVICES									a	
2, ΛΑΜΨΑΚΟΥ 2 ΑΘΗΝΑ	2107468500									
BOFA SECURITIES EUROPE SA				a	a					
, 112 AVENUE KL'BER 75116	+33 153655555									
CAPITAL SECURITIES S.A.				a			a			
58, ΜΗΤΡΟΠΟΛΕΩΣ 58 ΑΘΗΝΑ	2103369700									
CITIGROUP GLOBAL MARKETS EUROPE AG				a	a					
16, REUTERWEG 16	+49 691366-0									
CITIGROUP GLOBAL MARKETS LIMITED				a						
1, 33 CANADA SQUARE -CANARY WHARF	+44 02079864000									
CREDIT SUISSE BANK (EUROPE), S.A.				a	a					
, CALLE AYALA 42, 3A PLANTA-B MADRID	+34917916000									
CREDIT SUISSE SECURITIES (EUROPE) LIMITED				a						
1 , ONE CABOT SQUARE LONDON	+44 2078888888									
CYCLOS SECURITIES S.A.				a			a			
39, ΠΑΝΕΠΙΣΤΗΜΙΟΥ 39 ΑΘΗΝΑ	2103364300									
DEUTSCHE BANK S.A.					a					
1 , GREAT WINCHESTER STREET LONDON	+44 20 754 54209	00441133361437								
EUROBANK EQUITIES INVESTMENT FIRM SINGLE MEMBER SA				a		a	a	a		a
, ΦΙΛΕΛΛΗΝΩΝ 10 & ΞΕΝΟΦΩΝΤΟΣ 13 ΑΘΗΝΑ	2103720425									
EUROBANK S.A.									a	
, ΟΘΩΝΟΣ 8 ΑΘΗΝΑ	2103337000									
EUROCORP INVESTMENT SERVICES S.A.				a			a			a
14, ΠΛ.ΦΙΛΙΚΗΣ ΕΤΑΙΡΕΙΑΣ 14 ΑΘΗΝΑ	2107263600									
EUROTRUST INVESTMENT FIRM SA				a						
113, ΣΕΒΑΣΤΟΥΠΟΛΕΩΣ 113 ΑΘΗΝΑ	2103363100									
EUROXX SECURITIES S.A.				a		a	a	a		a
7, ΠΑΛΑΙΟΛΟΓΟΥ ΧΑΛΑΝΔΡΙ	(210)-6879400	(210)-6879401								
7, ΠΑΛΕΟΛΟΓΟΥ ΧΑΛΑΝΔΡΙ	+30 2106879400	210-6879401								
G. A. PERVANAS SECURITIES- INVESTMENT SERVICES S.A.				a						
7-9, ΣΟΦΟΚΛΕΟΥΣ 7-9 ΑΘΗΝΑ	2103727200									
GLOBAL CAPITAL SECURITIES & FINANCIAL SERVICES LTD				a	a					
50, Λ.ΑΡΧΙΕΠΙΣΚΟΠΟΥ ΜΑΚΑΡΙΟΥ Γ50	0035722710710									
HELLENIC AMERICAN SECURITIES S.A.				a		a	a			a
27, ΑΝΔΡΕΑ ΠΑΠΑΝΔΡΕΟΥ 27 ΜΑΡΟΥΣΙ	2103311100									
HELLENIC BANK (INVESTMENTS) LTD					a					
, ΑVE.KYΡΙΑΚΟΥ ΜΑΤΣΙ 31 - ΡΟ BOX 24747 NICOSIA	+357 22500100	357 22500110								
HSBC CONTINENTAL EUROPE									a	
109-111, Λ.ΜΕΣΟΓΕΙΩΝ 109-111	2106960000									
INDEX SECURITIES S.A.				a						
6, ΔΡΑΓΑΤΣΑΝΙΟΥ 6 ΑΘΗΝΑ	2103213920									
J. CHR. MAVRIKIS SECURITIES S.A.				a						
5, ΣΟΦΟΚΛΕΟΥΣ 5 ΑΘΗΝΑ	2103216730									
KAPPA SECURITIES S.A.				a			a			
15, ΒΑΛΛΑΡΙΤΟΥ 15 ΑΘΗΝΑ	2103678600									
KARAMANOF SECURITIES & INVESTMENT SERVICES S.A.				a						
2, ΠΛ.ΑΓ.ΘΕΟΔΩΡΩΝ 2 ΑΘΗΝΑ	2103212947									

## Athex &amp; ATHEXClear Members List

Member Name				Stock Market			Derivatives Market		ATHEXClear Member	
	Address	Phone	Fax	Market Member	Remote Member	Market Maker	Proprietary	Market Maker	General Clearing	Direct Clearing
LAIKI FINANCIAL SERVICES LTD					a					
26, AVE. VYRONOS NICOSIA	357 22367367	357 22718567								
LEON DEPOLAS SECURITIES S.A.				a		a	a			
1, ΧΡΗΣΤΟΥ ΛΑΔΑ 1 ATHINA	2103213276 -28									
MEGA EQUITY SECURITIES & FINANCIAL SERVICES PUBLIC LTD				a	a		a			
42-44, ΛΕΩΦ.ΓΡΙΒΑ ΔΙΓΕΝΗ 42-44	0035722711711									
MERIT SECURITIES S.A				a		a	a			a
5, ΣΟΦΟΚΛΕΟΥΣ 5 ATHINA	2103671880									
MERRILL LYNCH INTERNATIONAL				a						
2 , 2 KING EDWARD STREET LONDON	+44 20276281000									
N. CHRYSOCHOIDIS SECURITIES S.A.				a			a			a
7-9, ΣΟΦΟΚΛΕΟΥΣ 7-9 ATHINA	2103213913									
NATIONAL BANK OF GREECE S.A.				a			a		a	
86, ΑΙΟΛΟΥ ΣΤΡ. ΑΘΗΝΑ	(210)-3341000	(210)-3228187								
68, ΑΚΑΔΙΜΙΑΣ ΣΤΡ. ΑΘΗΝΑ	(210)-3328817	(210)-3328678								
NATIONAL SECURITIES SINGLE MEMBER SA				a		a	a	a		
66, ΛΕΩΦΟΡΟΣ ΑΘΗΝΩΝ 128-132 & ΙΦΙΓΕΝΙΑΣ ΑΘΗΝΑ	2103328784									
NUNTIUS BROKERAGE AND INVESTMENT SERVICES S.A				a						
6, ΔΡΑΓΑΤΣΑΝΙΟΥ 6 ΑΘΗΝΑ	2103350599									
ONE PLUS CAPITAL LIMITED				a	a					
, 75 PRODROMOU AVENUE NICOSIA 1307	35722873760									
OPTIMA BANK S.A.				a		a	a	a	a	
32 , ΑΙΓΙΑΛΕΙΑΣ 32 & ΠΑΡΑΔΕΙΣΟΥ ΜΑΡΟΥΣΙ	2108173663									
PANTELAKIS SECURITIES S.A.				a		a	a	a		
57, ΕΘΝΙΚΗΣ ΑΝΤΙΣΤΑΣΕΩΣ 57, ΚΤΙΡΙΟ Β CHALANDRI	2106965000									
PEGASUS SECURITIES S.A				a			a			
17 , ΒΑΛΛΩΡΙΤΟΥ 17 & ΑΜΕΡΙΚΗΣ ΑΘΗΝΑ	2103670700									
PIRAEUS BANK S.A.				a			a		a	
, ΑΜΕΡΙΚΗΣ 4 ΑΘΗΝΑ	2103335000									
PIRAEUS SECURITIES S. A.				a		a	a	a		a
10, ΣΤΑΔΙΟΥ 10 ΑΘΗΝΑ	2103354100									
PROCHOICE SECURITIES LTD				a	a					
57, ΛΕΩΦ.ΣΠΥΡΟΥ ΚΥΠΡΙΑΝΟΥ 57, ΑΚΙΝΗΤΑ Φ	035724661192									
SHARELINK SECURITIES & FINANCIAL SERVICES LTD				a			a			
6 , HOUSE-ΘΕΟΤΟΚΗ 6 ΜΕΓΑΡΟ ΕΛΛΗΝΑ	+357 22554200									
SOCIETE GENERALE S.A.				a	a		a			
, 17 COURS VALMY, CEDEX	+157290504									
SOLIDUS SECURITIES S.A				a			a			a
64, ΛΟΥΙΖΗΣ ΡΙΑΝΚΟΥΡ 64 ΑΘΗΝΑ	2106900600									
ST. EM. LAVRENTAKIS SECURITIES S.A.				a			a			
7-9, ΣΟΦΟΚΛΕΟΥΣ 7-9 ΑΘΗΝΑ	2103213336									
THE CYPRUS INVESTMENT & SECURITIES CORPORATION LTD				a	a					
154, ΑΓΙΟΥ ΠΡΟΚΟΠΙΟΥ & ΠΟΣΕΙΔΩΝΟΣ 1	0035722121700									
UBS EUROPE SE				a	a					
, OPERNTURM, BOCKENHEIMER LANDSTRASSE 2-4	496921790									
UBS LIMITED					a					
1 , FINSBURY AVENUE LONDON	+44 2075687135									

List of Stocks under Market Making operations

Securities	Market Maker	Start Market Making	Stock Category	Suspension Status
MLS MULTIMEDIA SA (CR)				
	PIRAEUS SECURITIES S. A.	01/08/2019		
ALPHA ETF FTSE Athex Large Cap			Exchange Traded Funds (ETFs)	
	ALPHA FINANCE INVESTMENT SERVICES SINGLE MEMBER SA	02/01/1900		
	NATIONAL SECURITIES SINGLE MEMBER SA	02/01/1900		
ADMIE (IPTO) HOLDING S.A. (CR)			Main Market	
	EUROBANK EQUITIES INVESTMENT FIRM SINGLE MEMBER SA	24/05/2021		
	HELLENIC AMERICAN SECURITIES S.A.	09/03/2020		
	PIRAEUS SECURITIES S. A.	29/06/2017		
AEGEAN AIRLINES (CR)			Main Market	
	EUROBANK EQUITIES INVESTMENT FIRM SINGLE MEMBER SA	22/09/2020		
ALPHA SERVICES HOLD (CR)			Main Market	
	ALPHA FINANCE INVESTMENT SERVICES SINGLE MEMBER SA	29/02/2016		
	EUROBANK EQUITIES INVESTMENT FIRM SINGLE MEMBER SA	22/10/2006		
	HELLENIC AMERICAN SECURITIES S.A.	25/07/2014		
	LEON DEPOLAS SECURITIES S.A.	04/01/2016		
	MERIT SECURITIES S.A	03/09/2012		
	NATIONAL SECURITIES SINGLE MEMBER SA	02/01/1900		
	PIRAEUS SECURITIES S. A.	28/05/2009		
ALPHA TRUST (CR)			Main Market	
	LEON DEPOLAS SECURITIES S.A.	04/01/2021		
ANDROMEDA SA (CR)			Main Market	
	BETA SECURITIES S.A.	15/02/2021		
ATTICA BANK S.A. (CR)			Main Market	
	EUROXX SECURITIES S.A.	22/01/2016		
AUTOHELLAS SA (CR)			Main Market	
	ALPHA FINANCE INVESTMENT SERVICES SINGLE MEMBER SA	01/07/2019		
	EUROXX SECURITIES S.A.	02/07/2018		
AVAX S.A. (CR)			Main Market	
	EUROBANK EQUITIES INVESTMENT FIRM SINGLE MEMBER SA	14/12/2015		
	PIRAEUS SECURITIES S. A.	01/02/2021		
AVE (CR)			Main Market	
	EUROXX SECURITIES S.A.	05/06/2020		
BRIQ PROPERTIES (CR)			Main Market	
	EUROBANK EQUITIES INVESTMENT FIRM SINGLE MEMBER SA	09/09/2019		
	LEON DEPOLAS SECURITIES S.A.	22/02/2021		
BYTE COMPUTER SA (CR)			Main Market	
	MERIT SECURITIES S.A	04/08/2008		
CC HBC AG (CR)			Main Market	
	BETA SECURITIES S.A.	08/03/2021		
	NATIONAL SECURITIES SINGLE MEMBER SA	02/01/1900		
	PIRAEUS SECURITIES S. A.	04/05/2015		
CENERGY HOLDINGS (CB)			Main Market	
	ALPHA FINANCE INVESTMENT SERVICES SINGLE MEMBER SA	02/01/2016		
	EUROBANK EQUITIES INVESTMENT FIRM SINGLE MEMBER SA	02/01/2016		
	OPTIMA BANK S.A.	14/03/2022		
CNL CAPITAL (CR)			Main Market	
	MERIT SECURITIES S.A	01/10/2018		
DIMAND (CR)			Main Market	
	ALPHA FINANCE INVESTMENT SERVICES SINGLE MEMBER SA	08/08/2022		
	EUROBANK EQUITIES INVESTMENT FIRM SINGLE MEMBER SA	08/08/2022		
EKTER SA (CR)			Main Market	
	EUROBANK EQUITIES INVESTMENT FIRM SINGLE MEMBER SA	16/10/2017		
	LEON DEPOLAS SECURITIES S.A.	21/05/2018		
ELASTRON (CR)			Main Market	
	LEON DEPOLAS SECURITIES S.A.	20/02/2017		
ELLAKTOR (CR)			Main Market	
	ALPHA FINANCE INVESTMENT SERVICES SINGLE MEMBER SA	18/03/2019		
	EUROBANK EQUITIES INVESTMENT FIRM SINGLE MEMBER SA	01/06/2012		
	EUROXX SECURITIES S.A.	24/09/2018		
	NATIONAL SECURITIES SINGLE MEMBER SA	02/01/1900		
	PIRAEUS SECURITIES S. A.	22/10/2018		
ELTON SA (CR)			Main Market	
	BETA SECURITIES S.A.	03/09/2012		
	LEON DEPOLAS SECURITIES S.A.	01/04/2019		
ELVALHALCOR (CR)			Main Market	
	ALPHA FINANCE INVESTMENT SERVICES SINGLE MEMBER SA	07/05/2018		
	EUROBANK EQUITIES INVESTMENT FIRM SINGLE MEMBER SA	07/05/2018		

List of Stocks under Market Making operations

Securities	Stock Category
Market Maker	Start Market Making
<b>ENTERSOFT (CR)</b>	Main Market
EUROBANK EQUITIES INVESTMENT FIRM SINGLE MEMBER SA	22/06/2020
<b>EUROBANK HOLDINGS (CR)</b>	Main Market
ALPHA FINANCE INVESTMENT SERVICES SINGLE MEMBER SA	09/01/2006
EUROBANK EQUITIES INVESTMENT FIRM SINGLE MEMBER SA	01/06/2012
HELLENIC AMERICAN SECURITIES S.A.	25/07/2014
LEON DEPOLAS SECURITIES S.A.	30/11/2018
MERIT SECURITIES S.A	06/11/2017
NATIONAL SECURITIES SINGLE MEMBER SA	02/01/1900
PIRAEUS SECURITIES S. A.	28/09/2009
<b>EYDAP S.A. (CR)</b>	Main Market
ALPHA FINANCE INVESTMENT SERVICES SINGLE MEMBER SA	27/01/2020
EUROBANK EQUITIES INVESTMENT FIRM SINGLE MEMBER SA	10/06/2019
<b>FOURLIS (CR)</b>	Main Market
EUROBANK EQUITIES INVESTMENT FIRM SINGLE MEMBER SA	01/12/2016
PIRAEUS SECURITIES S. A.	06/03/2017
<b>GEK TERNA (CR)</b>	Main Market
BETA SECURITIES S.A.	08/03/2021
EUROBANK EQUITIES INVESTMENT FIRM SINGLE MEMBER SA	24/05/2021
PIRAEUS SECURITIES S. A.	29/08/2019
<b>GR. SARANTIS S.A. (CR)</b>	Main Market
BETA SECURITIES S.A.	14/05/2012
EUROBANK EQUITIES INVESTMENT FIRM SINGLE MEMBER SA	24/10/2016
<b>HELLENIC EXCHANGES-A.S.E. (CR)</b>	Main Market
HELLENIC AMERICAN SECURITIES S.A.	01/09/2014
NATIONAL SECURITIES SINGLE MEMBER SA	02/01/1900
PIRAEUS SECURITIES S. A.	04/05/2015
<b>HELLENIC PETROLEUM (CR)</b>	Main Market
HELLENIC AMERICAN SECURITIES S.A.	14/09/2015
PIRAEUS SECURITIES S. A.	20/03/2017
<b>IDEAL HOLDINGS (CR)</b>	Main Market
EUROBANK EQUITIES INVESTMENT FIRM SINGLE MEMBER SA	07/06/2021
PIRAEUS SECURITIES S. A.	07/06/2021
<b>IKTINOS HELLAS SA (CR)</b>	Main Market
ALPHA FINANCE INVESTMENT SERVICES SINGLE MEMBER SA	01/04/2019
EUROBANK EQUITIES INVESTMENT FIRM SINGLE MEMBER SA	25/02/2019
NATIONAL SECURITIES SINGLE MEMBER SA	02/01/1900
<b>INFORM P. LYKOS (CR)</b>	Main Market
BETA SECURITIES S.A.	31/01/2022
<b>INTERCONTINENTAL (CR)</b>	Main Market
LEON DEPOLAS SECURITIES S.A.	03/06/2019
<b>INTERWOOD-XYLEMPORIA (CR)</b>	Main Market
EUROBANK EQUITIES INVESTMENT FIRM SINGLE MEMBER SA	05/07/2021
PANTELAKIS SECURITIES S.A.	01/07/2021
<b>INTRAKAT (CR)</b>	Main Market
BETA SECURITIES S.A.	04/10/2021
<b>JUMBO SA (CR)</b>	Main Market
BETA SECURITIES S.A.	01/02/2021
EUROBANK EQUITIES INVESTMENT FIRM SINGLE MEMBER SA	25/05/2020
MERIT SECURITIES S.A	06/11/2017
PIRAEUS SECURITIES S. A.	06/03/2017
<b>KLOUKINAS - LAPPAS SA (CR)</b>	Main Market
BETA SECURITIES S.A.	22/09/2014
<b>KRI-KRI S.A. (CR)</b>	Main Market
EUROBANK EQUITIES INVESTMENT FIRM SINGLE MEMBER SA	07/05/2018
LEON DEPOLAS SECURITIES S.A.	16/01/2017
<b>LAMDA DEVELOPMENT SA (CR)</b>	Main Market
EUROBANK EQUITIES INVESTMENT FIRM SINGLE MEMBER SA	08/12/2014
PANTELAKIS SECURITIES S.A.	06/11/2017
PIRAEUS SECURITIES S. A.	29/06/2017
<b>LAMPSA HOTEL SA (CR)</b>	Main Market
LEON DEPOLAS SECURITIES S.A.	16/01/2017
<b>MARFIN INVESTMENT GROUP (CR)</b>	Main Market
EUROBANK EQUITIES INVESTMENT FIRM SINGLE MEMBER SA	23/03/2015
PIRAEUS SECURITIES S. A.	02/02/2009

## List of Stocks under Market Making operations

Securities	Market Maker	Start Market Making	Stock Category
<b>MOTOR OIL (CR)</b>			<b>Main Market</b>
	BETA SECURITIES S.A.	08/03/2021	
	EUROBANK EQUITIES INVESTMENT FIRM SINGLE MEMBER SA	22/10/2006	
	LEON DEPOLAS SECURITIES S.A.	01/04/2019	
	MERIT SECURITIES S.A.	25/02/2019	
	NATIONAL SECURITIES SINGLE MEMBER SA	02/01/1900	
	PIRAEUS SECURITIES S. A.	04/05/2015	
<b>MYTILINEOS (CR)</b>			<b>Main Market</b>
	ALPHA FINANCE INVESTMENT SERVICES SINGLE MEMBER SA	15/04/2019	
	BETA SECURITIES S.A.	11/04/2022	
	EUROBANK EQUITIES INVESTMENT FIRM SINGLE MEMBER SA	20/09/2017	
	MERIT SECURITIES S.A.	25/02/2019	
	NATIONAL SECURITIES SINGLE MEMBER SA	02/01/1900	
	PIRAEUS SECURITIES S. A.	04/05/2015	
<b>NATIONAL BANK (CR)</b>			<b>Main Market</b>
	ALPHA FINANCE INVESTMENT SERVICES SINGLE MEMBER SA	09/01/2006	
	EUROBANK EQUITIES INVESTMENT FIRM SINGLE MEMBER SA	22/10/2006	
	HELLENIC AMERICAN SECURITIES S.A.	25/07/2014	
	LEON DEPOLAS SECURITIES S.A.	20/05/2015	
	MERIT SECURITIES S.A.	03/09/2012	
	NATIONAL SECURITIES SINGLE MEMBER SA	02/01/1900	
	PIRAEUS SECURITIES S. A.	08/09/2008	
<b>OPAP (CR)</b>			<b>Main Market</b>
	ALPHA FINANCE INVESTMENT SERVICES SINGLE MEMBER SA	09/01/2006	
	BETA SECURITIES S.A.	11/04/2022	
	EUROBANK EQUITIES INVESTMENT FIRM SINGLE MEMBER SA	22/10/2006	
	HELLENIC AMERICAN SECURITIES S.A.	25/07/2014	
	MERIT SECURITIES S.A.	20/03/2017	
	NATIONAL SECURITIES SINGLE MEMBER SA	02/01/1900	
	PIRAEUS SECURITIES S. A.	04/05/2015	
<b>OTE (CR)</b>			<b>Main Market</b>
	ALPHA FINANCE INVESTMENT SERVICES SINGLE MEMBER SA	09/01/2006	
	BETA SECURITIES S.A.	11/04/2022	
	EUROBANK EQUITIES INVESTMENT FIRM SINGLE MEMBER SA	22/10/2006	
	HELLENIC AMERICAN SECURITIES S.A.	25/07/2014	
	LEON DEPOLAS SECURITIES S.A.	20/04/2015	
	MERIT SECURITIES S.A.	20/03/2017	
	NATIONAL SECURITIES SINGLE MEMBER SA	02/01/1900	
	PIRAEUS SECURITIES S. A.	08/09/2008	
<b>P.P.A. S.A. (CR)</b>			<b>Main Market</b>
	EUROBANK EQUITIES INVESTMENT FIRM SINGLE MEMBER SA	06/02/2019	
<b>PAPOUTSANIS (CR)</b>			<b>Main Market</b>
	BETA SECURITIES S.A.	25/11/2013	
	EUROBANK EQUITIES INVESTMENT FIRM SINGLE MEMBER SA	06/12/2021	
<b>PETROPOULOS PETROS (CR)</b>			<b>Main Market</b>
	EUROBANK EQUITIES INVESTMENT FIRM SINGLE MEMBER SA	01/04/2019	
	PANTELAKIS SECURITIES S.A.	16/03/2020	
<b>PIRAEUS FINANCIAL HOLD (CR)</b>			<b>Main Market</b>
	ALPHA FINANCE INVESTMENT SERVICES SINGLE MEMBER SA	15/04/2019	
	EUROBANK EQUITIES INVESTMENT FIRM SINGLE MEMBER SA	22/10/2006	
	EUROXX SECURITIES S.A.	15/02/2016	
	HELLENIC AMERICAN SECURITIES S.A.	25/07/2014	
	LEON DEPOLAS SECURITIES S.A.	30/11/2018	
	MERIT SECURITIES S.A.	16/09/2013	
	NATIONAL SECURITIES SINGLE MEMBER SA	02/01/1900	
	PIRAEUS SECURITIES S. A.	16/02/2009	
<b>PLAISIO COMPUTERS SA (CR)</b>			<b>Main Market</b>
	EUROBANK EQUITIES INVESTMENT FIRM SINGLE MEMBER SA	02/03/2015	
<b>PPC (CR)</b>			<b>Main Market</b>
	ALPHA FINANCE INVESTMENT SERVICES SINGLE MEMBER SA	09/01/2006	
	BETA SECURITIES S.A.	01/02/2021	
	EUROBANK EQUITIES INVESTMENT FIRM SINGLE MEMBER SA	22/10/2006	
	HELLENIC AMERICAN SECURITIES S.A.	01/09/2014	
	MERIT SECURITIES S.A.	06/11/2017	
	NATIONAL SECURITIES SINGLE MEMBER SA	02/01/1900	
	PIRAEUS SECURITIES S. A.	28/09/2009	
<b>PREMIA (CR)</b>			<b>Main Market</b>
	BETA SECURITIES S.A.	01/06/2021	
	PANTELAKIS SECURITIES S.A.	23/12/2021	

## List of Stocks under Market Making operations

Securities	Market Maker	Start Market Making	Stock Category
<b>PROFILE SA (CR)</b>			Main Market
	PANTELAKIS SECURITIES S.A.	01/07/2019	
<b>QUEST HOLDINGS (CR)</b>			Main Market
	BETA SECURITIES S.A.	26/03/2018	
	EUROBANK EQUITIES INVESTMENT FIRM SINGLE MEMBER SA	28/01/2019	
<b>SIDMA STEEL (CR)</b>			Main Market
	LEON DEPOLAS SECURITIES S.A.	06/06/2022	
<b>TECHNICAL OLYMPIC SA (CR)</b>			Main Market
	BETA SECURITIES S.A.	04/04/2022	
<b>TERNA ENERGY (CR)</b>			Main Market
	EUROBANK EQUITIES INVESTMENT FIRM SINGLE MEMBER SA	24/05/2021	
	PIRAEUS SECURITIES S. A.	09/12/2019	
<b>THRACE PLASTICS SA (CR)</b>			Main Market
	ALPHA FINANCE INVESTMENT SERVICES SINGLE MEMBER SA	26/03/2018	
	EUROBANK EQUITIES INVESTMENT FIRM SINGLE MEMBER SA	26/03/2018	
<b>TITAN CEMENT (CB)</b>			Main Market
	BETA SECURITIES S.A.	01/02/2021	
	EUROBANK EQUITIES INVESTMENT FIRM SINGLE MEMBER SA	06/11/2019	
	PIRAEUS SECURITIES S. A.	18/01/2021	
<b>TZIRAKIAN PROFIL (CR)</b>			Main Market
	LEON DEPOLAS SECURITIES S.A.	19/07/2021	
<b>UNIBIOS (CR)</b>			Main Market
	LEON DEPOLAS SECURITIES S.A.	01/02/2021	
<b>VIOHALCO SA/NV (CB)</b>			Main Market
	ALPHA FINANCE INVESTMENT SERVICES SINGLE MEMBER SA	11/03/2008	
	EUROBANK EQUITIES INVESTMENT FIRM SINGLE MEMBER SA	04/03/2014	
	MERIT SECURITIES S.A	17/03/2014	

Underlying Asset				Derivatives Market													
Price max	Price min	Closing price	change	Delivery Month	Open price	Price max	Price min	Last price	Closing price	Last Bid	Last Ask	Fixing price*	Life high	Life low	Trades	Volume	Open Interest
<b>FTSE/Athex Large Cap</b>				(Trade Unit: 1 Index Point x 2€, Cash Settlement)													
2,174.17	2,153.36	2,156.13	-0.57%	September 2022	2,145.00	2,164.75	2,141.25	2,151.25	2,151.25	---	---	---	2,176.00	---	194	1,136	4,036
				October 2022	2,153.00	2,153.00	2,148.25	2,148.25	2,148.25	---	---	---	2,170.25	---	2	21	51
				November 2022	---	---	---	---	2,179.00	---	---	---	---	---	---	---	---
				December 2022	---	---	---	---	2,182.50	---	---	---	---	---	---	---	---
				March 2023	---	---	---	---	2,193.50	---	---	---	---	---	---	---	---
				June 2023	---	---	---	---	2,204.25	---	---	---	---	---	---	---	---
<b>FTSE/Athex Banks</b>				(Trade Unit: 1 Index Point x 15€, Cash Settlement)													
600.18	590.41	592.35	-1.23%	September 2022	---	---	---	---	610.25	---	---	---	548.00	---	---	---	---
				December 2022	---	---	---	---	603.50	---	---	---	---	---	---	---	---
				March 2023	---	---	---	---	606.50	---	---	---	---	---	---	---	---
				June 2023	---	---	---	---	609.75	---	---	---	---	---	---	---	---

## Derivatives notes

Fixing prices and final open positions can be retrieved from the following path <http://www.helex.gr/el/web/guest/statistics-end-of-day-derivatives>

Underlying Asset				Derivatives Market														
Price max	Price min	Closing price	change	Delivery Month	Open price	Price max	Price min	Last price	Closing price	Last Bid	Last Ask	Fixing price*	Life high	Life low	Trades	Volume	Open Interest	
<b>ADMIE (IPTO) HOLDING S.A. (CR)</b>																		
1.974	1.926	1.926	-1.33%															(Contract Size: 100 Securities, Physical Delivery)
				September 2022	1.91	1.92	1.91	1.91	1.91	---	---	---	2.25	---	12	79	5,865	
				December 2022	1.97	1.97	1.97	1.97	1.97	---	---	---	1.97	---	1	30	---	
				March 2023	---	---	---	---	1.97	---	---	---	---	---	---	---	---	
				June 2023	---	---	---	---	1.98	---	---	---	---	---	---	---	---	
<b>ALPHA SERVICES HOLD (CR)</b>																		
1.007	0.9884	0.996	-0.90%															(Contract Size: 100 Securities, Physical Delivery)
				September 2022	0.990	1.01	0.983	0.996	0.996	---	---	---	1.27	---	281	6,996	74,017	
				December 2022	0.994	0.994	0.990	0.990	0.990	---	---	---	1.01	---	14	760	444	
				March 2023	---	---	---	---	1.02	---	---	---	---	---	---	---	---	
				June 2023	---	---	---	---	1.02	---	---	---	---	---	---	---	---	
<b>CC HBC AG (CR)</b>																		
24.28	23.87	24.1	-0.82%															(Contract Size: 100 Securities, Physical Delivery)
				September 2022	24.13	24.13	23.95	23.95	23.95	---	---	---	24.66	---	4	8	482	
				December 2022	---	---	---	---	24.46	---	---	---	---	---	---	---	---	
				March 2023	---	---	---	---	24.58	---	---	---	---	---	---	---	---	
				June 2023	---	---	---	---	24.70	---	---	---	---	---	---	---	---	
<b>CENERGY HOLDINGS (CB)</b>																		
2.86	2.7	2.735	-4.87%															(Contract Size: 100 Securities, Physical Delivery)
				September 2022	2.85	2.85	2.73	2.73	2.73	---	---	---	3.50	---	32	75	6,163	
				December 2022	---	---	---	---	2.89	---	---	---	---	---	---	---	---	
				March 2023	---	---	---	---	2.91	---	---	---	---	---	---	---	---	
				June 2023	---	---	---	---	2.92	---	---	---	---	---	---	---	---	
<b>ELLAKTOR (CR)</b>																		
1.78	1.74	1.776	1.37%															(Contract Size: 100 Securities, Physical Delivery)
				September 2022	1.70	1.71	1.69	1.70	1.70	---	---	---	1.87	---	5	24	567	
				December 2022	---	---	---	---	1.76	---	---	---	---	---	---	---	---	
				March 2023	---	---	---	---	1.77	---	---	---	---	---	---	---	---	
				June 2023	---	---	---	---	1.78	---	---	---	---	---	---	---	---	
<b>EUROBANK HOLDINGS (CR)</b>																		
0.988	0.9708	0.9764	-0.93%															(Contract Size: 100 Securities, Physical Delivery)
				September 2022	0.970	0.985	0.968	0.972	0.972	---	---	---	1.06	---	195	2,247	17,884	
				December 2022	---	---	---	---	0.927	---	---	---	1.00	---	---	---	175	
				March 2023	---	---	---	---	0.997	---	---	---	---	---	---	---	---	
				June 2023	---	---	---	---	1.00	---	---	---	---	---	---	---	---	
<b>EYDAP S.A. (CR)</b>																		
8.07	7.86	7.9	-1.25%															(Contract Size: 100 Securities, Physical Delivery)
				September 2022	---	---	---	---	7.83	---	---	---	7.75	---	---	---	124	
				December 2022	---	---	---	---	8.05	---	---	---	---	---	---	---	---	
				March 2023	---	---	---	---	8.09	---	---	---	---	---	---	---	---	
				June 2023	---	---	---	---	8.13	---	---	---	---	---	---	---	---	

Derivatives notes

Fixing prices and final open positions can be retrieved from the following path <http://www.helex.gr/el/web/guest/statistics-end-of-day-derivatives>



Underlying Asset				Derivatives Market													
Price max	Price min	Closing price	change	Delivery Month	Open price	Price max	Price min	Last price	Closing price	Last Bid	Last Ask	Fixing price*	Life high	Life low	Trades	Volume	Open Interest
<b>FOURLIS (CR)</b>				(Contract Size: 100 Securities, Physical Delivery)													
3.11	3.05	3.05	-0.97%	September 2022	3.07	3.07	3.07	3.07	3.07	---	---	---	3.90	---	2	3	1,451
				December 2022	---	---	---	---	3.10	---	---	---	---	---	---	---	---
				March 2023	---	---	---	---	3.12	---	---	---	---	---	---	---	---
				June 2023	---	---	---	---	3.13	---	---	---	---	---	---	---	---
<b>GEK TERNA (CR)</b>				(Contract Size: 100 Securities, Physical Delivery)													
9.84	9.69	9.7	-0.72%	September 2022	9.74	9.82	9.72	9.77	9.77	---	---	---	10.65	---	42	187	6,859
				December 2022	---	---	---	---	9.83	---	---	---	---	---	---	---	---
				March 2023	---	---	---	---	9.88	---	---	---	---	---	---	---	---
				June 2023	---	---	---	---	9.93	---	---	---	---	---	---	---	---
<b>HELLENIC EXCHANGES-A.S.E. (CR)</b>				(Contract Size: 100 Securities, Physical Delivery)													
3.47	3.42	3.45	0.00%	September 2022	---	---	---	---	3.48	---	---	---	3.70	---	---	---	1,125
				December 2022	---	---	---	---	3.47	---	---	---	---	---	---	---	---
				March 2023	---	---	---	---	3.49	---	---	---	---	---	---	---	---
				June 2023	---	---	---	---	3.51	---	---	---	---	---	---	---	---
<b>HELLENIC PETROLEUM (CR)</b>				(Contract Size: 100 Securities, Physical Delivery)													
6.77	6.52	6.77	2.73%	September 2022	6.68	6.78	6.68	6.78	6.78	---	---	---	7.20	---	7	11	1,136
				December 2022	---	---	---	---	6.63	---	---	---	---	---	---	---	---
				March 2023	---	---	---	---	6.67	---	---	---	---	---	---	---	---
				June 2023	---	---	---	---	6.70	---	---	---	---	---	---	---	---
<b>INTRACOM HOLDINGS (CR)</b>				(Contract Size: 100 Securities, Physical Delivery)													
1.758	1.714	1.72	-1.26%	September 2022	1.73	1.75	1.73	1.73	1.73	---	---	---	1.88	---	10	19	3,703
				December 2022	---	---	---	---	1.75	---	---	---	---	---	---	---	---
				March 2023	---	---	---	---	1.76	---	---	---	---	---	---	---	---
				June 2023	---	---	---	---	1.77	---	---	---	---	---	---	---	---
<b>JUMBO SA (CR)</b>				(Contract Size: 100 Securities, Physical Delivery)													
15.58	15.08	15.29	1.39%	September 2022	15.19	15.32	15.12	15.23	15.23	---	---	---	15.43	---	25	70	888
				December 2022	---	---	---	---	15.18	---	---	---	---	---	---	---	---
				March 2023	---	---	---	---	15.25	---	---	---	---	---	---	---	---
				June 2023	---	---	---	---	15.33	---	---	---	---	---	---	---	---
<b>LAMDA DEVELOPMENT SA (CR)</b>				(Contract Size: 100 Securities, Physical Delivery)													
6.24	6.14	6.205	0.08%	September 2022	6.22	6.25	6.15	6.21	6.21	---	---	---	6.42	---	36	90	3,904
				December 2022	---	---	---	---	6.29	---	---	---	5.70	---	---	---	561
				March 2023	---	---	---	---	6.27	---	---	---	---	---	---	---	---
				June 2023	---	---	---	---	6.30	---	---	---	---	---	---	---	---

Derivatives notes

Fixing prices and final open positions can be retrieved from the following path <http://www.helex.gr/el/web/guest/statistics-end-of-day-derivatives>

Underlying Asset				Derivatives Market													
Price max	Price min	Closing price	change	Delivery Month	Open price	Price max	Price min	Last price	Closing price	Last Bid	Last Ask	Fixing price*	Life high	Life low	Trades	Volume	Open Interest
<b>MARFIN INVESTMENT GROUP (CR)</b>																	
(Contract Size: 100 Securities, Physical Delivery)																	
0.0296	0.028	0.0296	2.42%	September 2022	0.030	0.030	0.030	0.030	0.030	---	---	---	0.032	---	2	100	24,637
				December 2022	---	---	---	---	0.029	---	---	---	---	---	---	---	---
				March 2023	---	---	---	---	0.029	---	---	---	---	---	---	---	---
				June 2023	---	---	---	---	0.029	---	---	---	---	---	---	---	---
<b>MOTOR OIL (CR)</b>																	
(Contract Size: 100 Securities, Physical Delivery)																	
18.2	17.83	18.2	0.66%	September 2022	18.12	18.20	18.12	18.20	18.20	---	---	---	18.20	---	5	5	606
				December 2022	---	---	---	---	18.20	---	---	---	---	---	---	---	---
				March 2023	---	---	---	---	18.29	---	---	---	---	---	---	---	---
				June 2023	---	---	---	---	18.38	---	---	---	---	---	---	---	---
<b>MYTILINEOS (CR)</b>																	
(Contract Size: 100 Securities, Physical Delivery)																	
16.26	15.9	15.9	-1.79%	September 2022	16.20	16.28	15.95	15.95	15.95	---	---	---	18.00	---	28	56	2,752
				December 2022	---	---	---	---	16.29	---	---	---	---	---	---	---	---
				March 2023	---	---	---	---	16.38	---	---	---	---	---	---	---	---
				June 2023	---	---	---	---	16.46	---	---	---	---	---	---	---	---
<b>NATIONAL BANK (CR)</b>																	
(Contract Size: 100 Securities, Physical Delivery)																	
3.479	3.421	3.426	-1.64%	September 2022	3.38	3.44	3.37	3.39	3.39	---	---	---	3.79	---	107	1,311	15,856
				December 2022	---	---	---	---	3.38	---	---	---	3.40	---	---	---	8
				March 2023	---	---	---	---	3.52	---	---	---	---	---	---	---	---
				June 2023	---	---	---	---	3.54	---	---	---	---	---	---	---	---
<b>OPAP (CR)</b>																	
(Contract Size: 107 Securities, Physical Delivery)																	
13.58	13.35	13.5	0.60%	September 2022	13.57	13.57	13.54	13.54	13.54	---	---	---	13.95	13.25	4	25	845
				December 2022	---	---	---	---	13.42	---	---	---	13.40	---	---	---	1
				March 2023	---	---	---	---	13.57	---	---	---	---	---	---	---	---
				June 2023	---	---	---	---	13.64	---	---	---	---	---	---	---	---
<b>OTE (CR)</b>																	
(Contract Size: 100 Securities, Physical Delivery)																	
17.17	16.92	16.94	0.12%	September 2022	16.94	17.13	16.94	17.06	17.06	---	---	---	17.91	---	6	19	1,245
				December 2022	---	---	---	---	17.03	---	---	---	---	---	---	---	---
				March 2023	---	---	---	---	17.11	---	---	---	---	---	---	---	---
				June 2023	---	---	---	---	17.20	---	---	---	---	---	---	---	---
<b>P.P.A. S.A. (CR)</b>																	
(Contract Size: 100 Securities, Physical Delivery)																	
15.64	15.4	15.54	-0.38%	September 2022	---	---	---	---	15.58	---	---	---	16.00	---	---	---	670
				December 2022	---	---	---	---	15.70	---	---	---	---	---	---	---	---
				March 2023	---	---	---	---	15.78	---	---	---	---	---	---	---	---
				June 2023	---	---	---	---	15.86	---	---	---	---	---	---	---	---

Derivatives notes

Fixing prices and final open positions can be retrieved from the following path <http://www.helex.gr/el/web/guest/statistics-end-of-day-derivatives>

Underlying Asset				Derivatives Market													
Price max	Price min	Closing price	change	Delivery Month	Open price	Price max	Price min	Last price	Closing price	Last Bid	Last Ask	Fixing price*	Life high	Life low	Trades	Volume	Open Interest
<b>PIRAEUS FINANCIAL HOLD (CR)</b>				(Contract Size: 100 Securities, Physical Delivery)													
1.173	1.135	1.1415	-2.02%	September 2022	1.16	1.18	1.13	1.14	1.14	---	---	---	1.48	---	213	5,576	43,960
				December 2022	---	---	---	---	1.17	---	---	---	1.16	---	---	---	29
				March 2023	---	---	---	---	1.18	---	---	---	---	---	---	---	---
				June 2023	---	---	---	---	1.18	---	---	---	---	---	---	---	---
<b>PPC (CR)</b>				(Contract Size: 100 Securities, Physical Delivery)													
6.015	5.8	5.8	-1.36%	September 2022	5.85	6.03	5.79	5.84	5.84	---	---	---	8.20	---	149	830	22,392
				December 2022	5.94	5.94	5.94	5.94	5.94	---	---	---	6.20	---	1	300	180
				March 2023	---	---	---	---	5.95	---	---	---	---	---	---	---	---
				June 2023	---	---	---	---	5.98	---	---	---	---	---	---	---	---
<b>TERNA ENERGY (CR)</b>				(Contract Size: 100 Securities, Physical Delivery)													
18.11	17.78	17.93	-1.21%	September 2022	18.09	18.14	17.82	18.04	18.04	---	---	---	19.04	---	116	415	5,804
				December 2022	18.03	18.03	17.93	17.93	17.93	---	---	---	18.03	---	2	8	80
				March 2023	---	---	---	---	18.36	---	---	---	---	---	---	---	---
				June 2023	---	---	---	---	18.45	---	---	---	---	---	---	---	---
<b>TITAN CEMENT (CB)</b>				(Contract Size: 100 Securities, Physical Delivery)													
12.36	12.08	12.08	-1.63%	September 2022	12.12	12.12	12.12	12.12	12.12	---	---	---	13.52	---	1	1	1,098
				December 2022	---	---	---	---	12.63	---	---	---	12.18	---	---	---	24
				March 2023	---	---	---	---	12.42	---	---	---	---	---	---	---	---
				June 2023	---	---	---	---	12.48	---	---	---	---	---	---	---	---
<b>VIOHALCO SA/NV (CB)</b>				(Contract Size: 100 Securities, Physical Delivery)													
3.815	3.71	3.76	-0.79%	September 2022	3.79	3.79	3.74	3.75	3.75	---	---	---	4.26	---	17	29	5,427
				December 2022	---	---	---	---	3.81	---	---	---	---	---	---	---	---
				March 2023	---	---	---	---	3.83	---	---	---	---	---	---	---	---
				June 2023	---	---	---	---	3.85	---	---	---	---	---	---	---	---

Derivatives notes

Fixing prices and final open positions can be retrieved from the following path <http://www.helex.gr/el/web/guest/statistics-end-of-day-derivatives>

FTSE/Athex Large Cap

(Trade Unit: 1 Index Point x 2€ - Exercise Style: European, Cash Settlement)

Call Options														Put Options																					
September 2022							October 2022							Other Months		September 2022							October 2022							Other Months					
Exercise Price	Open price	Price max	Price min	Last price	Closing price	Volume	Open Interest	Open price	Price max	Price min	Last price	Closing price	Volume	Open Interest	Volume	Open Interest	Open price	Price max	Price min	Last price	Closing price	Volume	Open Interest	Open price	Price max	Price min	Last price	Closing price	Volume	Open Interest	Volume	Open Interest	Exercise Price		
1,725	0.00	0.00	0.00	-	436.00	-	-	-	-	-	-	-	-	-	-	-	0.00	0.00	0.00	-	0.01	-	-	-	-	-	-	-	-	-	-	1,725			
1,750	0.00	0.00	0.00	-	411.00	-	-	-	-	-	-	-	-	-	-	-	0.00	0.00	0.00	-	0.01	-	-	-	-	-	-	-	-	-	-	1,750			
1,775	0.00	0.00	0.00	-	386.00	-	-	0.00	0.00	0.00	-	387.00	-	-	-	-	0.00	0.00	0.00	-	0.02	-	-	0.00	0.00	0.00	-	1.40	-	-	1,775				
1,800	0.00	0.00	0.00	-	362.00	-	-	0.00	0.00	0.00	-	363.00	-	-	-	-	0.00	0.00	0.00	-	0.05	-	-	0.00	0.00	0.00	-	2.00	-	-	1,800				
1,825	0.00	0.00	0.00	-	337.00	-	-	0.00	0.00	0.00	-	339.00	-	-	-	-	0.00	0.00	0.00	-	0.10	-	-	0.00	0.00	0.00	-	2.90	-	-	1,825				
1,850	0.00	0.00	0.00	-	312.00	-	-	0.00	0.00	0.00	-	315.00	-	-	-	-	0.00	0.00	0.00	-	0.22	-	-	0.00	0.00	0.00	-	4.20	-	-	1,850				
1,875	0.00	0.00	0.00	-	287.00	-	20	0.00	0.00	0.00	-	292.00	-	-	-	-	0.00	0.00	0.00	-	0.42	-	-	0.00	0.00	0.00	-	5.80	-	-	1,875				
1,900	0.00	0.00	0.00	-	262.00	-	20	0.00	0.00	0.00	-	269.00	-	-	-	-	0.00	0.00	0.00	-	0.79	-	21	0.00	0.00	0.00	-	7.90	-	-	1,900				
1,925	0.00	0.00	0.00	-	238.00	-	-	0.00	0.00	0.00	-	247.00	-	-	-	-	0.00	0.00	0.00	-	1.40	-	20	0.00	0.00	0.00	-	10.75	-	-	1,925				
1,950	0.00	0.00	0.00	-	214.00	-	-	0.00	0.00	0.00	-	226.00	-	-	-	-	0.00	0.00	0.00	-	2.40	-	40	0.00	0.00	0.00	-	14.00	-	-	1,950				
1,975	0.00	0.00	0.00	-	191.00	-	-	0.00	0.00	0.00	-	205.00	-	-	-	-	0.00	0.00	0.00	-	3.90	-	-	0.00	0.00	0.00	-	18.25	-	-	1,975				
2,000	0.00	0.00	0.00	-	168.00	-	40	0.00	0.00	0.00	-	185.00	-	-	-	-	7.50	0.00	7.50	7.50	7.50	1	4	0.00	0.00	0.00	-	23.25	-	10	2,000				
2,050	0.00	0.00	0.00	-	126.00	-	60	0.00	0.00	0.00	-	148.00	-	-	-	-	14.00	0.00	14.00	14.00	14.00	10	183	0.00	0.00	0.00	-	36.50	-	-	2,050				
2,100	80.00	80.00	80.00	80.00	80.00	10	20	105.00	105.00	105.00	105.00	105.00	20	20	-	-	30.75	80.00	30.00	30.00	30.00	21	104	0.00	0.00	0.00	-	54.00	-	-	2,100				
2,150	56.00	56.00	56.00	56.00	56.00	20	500	0.00	0.00	0.00	-	88.50	-	-	-	-	0.00	56.00	0.00	-	47.00	-	27	0.00	0.00	0.00	-	76.00	-	-	2,150				
2,200	0.00	0.00	0.00	-	36.50	-	82	60.00	60.00	60.00	60.00	60.00	20	-	-	-	79.00	0.00	79.00	79.00	79.00	1	1	0.00	0.00	0.00	-	103.00	-	1	2,200				
2,250	0.00	0.00	0.00	-	21.00	-	20	0.00	0.00	0.00	-	47.50	-	1	-	-	0.00	0.00	0.00	-	109.00	-	-	0.00	0.00	0.00	-	135.00	-	-	2,250				
2,300	0.00	0.00	0.00	-	11.25	-	-	0.00	0.00	0.00	-	33.50	-	-	-	-	0.00	0.00	0.00	-	149.00	-	-	0.00	0.00	0.00	-	171.00	-	-	2,300				
2,350	0.00	0.00	0.00	-	5.50	-	-	0.00	0.00	0.00	-	23.00	-	-	-	-	0.00	0.00	0.00	-	193.00	-	-	0.00	0.00	0.00	-	210.00	-	-	2,350				
2,400	0.00	0.00	0.00	-	2.50	-	-	0.00	0.00	0.00	-	15.25	-	-	-	-	0.00	0.00	0.00	-	240.00	-	-	0.00	0.00	0.00	-	252.00	-	-	2,400				
2,450	0.00	0.00	0.00	-	1.10	-	-	0.00	0.00	0.00	-	9.90	-	-	-	-	0.00	0.00	0.00	-	289.00	-	-	0.00	0.00	0.00	-	297.00	-	-	2,450				
2,500	0.00	0.00	0.00	-	0.43	-	-	-	-	-	-	-	-	-	-	-	0.00	0.00	0.00	-	338.00	-	-	-	-	-	-	-	-	-	2,500				
2,550	0.00	0.00	0.00	-	0.16	-	-	-	-	-	-	-	-	-	-	-	0.00	0.00	0.00	-	388.00	-	-	-	-	-	-	-	-	-	2,550				
2,600	0.00	0.00	0.00	-	0.05	-	-	-	-	-	-	-	-	-	-	-	0.00	0.00	0.00	-	437.00	-	-	-	-	-	-	-	-	-	2,600				
2,650	0.00	0.00	0.00	-	0.02	-	-	-	-	-	-	-	-	-	-	-	0.00	0.00	0.00	-	487.00	-	-	-	-	-	-	-	-	-	2,650				
Totals:						30	762							40	21	0	0							33	400							0	11	0	0
Number of Trades:						2								2		0								5								0		0	

ALPHA SERVICES HOLD (CR)

(Contract Size: 100 Securities, Exercise Style: American, Physical Delivery)

Call Options														Put Options																		
September 2022							October 2022							Other Months		September 2022							October 2022							Other Months		Exercise Price
Open price	Price max	Price min	Last price	Closing price	Volume	Open Interest	Open price	Price max	Price min	Last price	Closing price	Volume	Open Interest	Volume	Open Interest	Open price	Price max	Price min	Last price	Closing price	Volume	Open Interest	Open price	Price max	Price min	Last price	Closing price	Volume	Open Interest	Volume	Open Interest	
0.500	0.000	0.000	0.000	0.511	-	-	0.000	0.000	0.000	0.512	-	-				0.000	0.000	0.000	0.001	-	-	0.000	0.000	0.000	0.001	-	-				0.005	
0.550	0.000	0.000	0.000	0.461	-	-	0.000	0.000	0.000	0.462	-	-				0.000	0.000	0.000	0.001	-	-	0.000	0.000	0.000	0.002	-	-				0.006	
0.600	0.000	0.000	0.000	0.411	-	-	0.000	0.000	0.000	0.412	-	-				0.000	0.000	0.000	0.001	-	-	0.000	0.000	0.000	0.001	-	-				0.006	
0.650	0.000	0.000	0.000	0.361	-	-	0.000	0.000	0.000	0.363	-	-				0.000	0.000	0.000	0.001	-	-	0.000	0.000	0.000	0.001	-	-				0.007	
0.700	0.000	0.000	0.000	0.311	-	-	0.000	0.000	0.000	0.315	-	-				0.000	0.000	0.000	0.001	-	-	0.000	0.000	0.000	0.003	-	-				0.007	
0.750	0.000	0.000	0.000	0.263	-	-	0.000	0.000	0.000	0.270	-	-				0.000	0.000	0.000	0.002	-	-	0.000	0.000	0.000	0.007	-	-				0.008	
0.800	0.000	0.000	0.000	0.215	-	-	0.000	0.000	0.000	0.226	-	-				0.000	0.000	0.000	0.004	-	-	0.000	0.000	0.000	0.014	-	-				0.008	
0.850	0.000	0.000	0.000	0.171	-	-	0.000	0.000	0.000	0.186	-	-				0.000	0.000	0.000	0.010	-	-	0.000	0.000	0.000	0.024	-	-				0.009	
0.900	0.000	0.000	0.000	0.132	-	-	0.000	0.000	0.000	0.151	-	-				0.000	0.000	0.000	0.020	-	-	0.000	0.000	0.000	0.038	-	-				0.009	
0.950	0.000	0.000	0.000	0.098	-	-	0.000	0.000	0.000	0.119	-	-				0.000	0.000	0.000	0.036	-	-	0.000	0.000	0.000	0.056	-	-				0.010	
1.000	0.000	0.000	0.000	0.069	-	-	0.000	0.000	0.000	0.094	-	-				0.000	0.000	0.000	0.058	-	-	0.000	0.000	0.000	0.080	-	-				0.010	
1.100	0.000	0.000	0.000	0.031	-	-	0.000	0.000	0.000	0.055	-	-				0.000	0.000	0.000	0.120	-	-	0.000	0.000	0.000	0.141	-	-				0.011	
1.200	0.000	0.000	0.000	0.012	-	-	0.000	0.000	0.000	0.030	-	-				0.000	0.000	0.000	0.201	-	-	0.000	0.000	0.000	0.216	-	-				0.012	
1.300	0.000	0.000	0.000	0.004	-	-	0.000	0.000	0.000	0.015	-	-				0.000	0.000	0.000	0.293	-	-	0.000	0.000	0.000	0.302	-	-				0.013	
1.400	0.000	0.000	0.000	0.001	-	-	0.000	0.000	0.000	0.008	-	-				0.000	0.000	0.000	0.391	-	-	0.000	0.000	0.000	0.395	-	-				0.014	
1.500	0.000	0.000	0.000	0.001	-	-	0.000	0.000	0.000	0.004	-	-				0.000	0.000	0.000	0.490	-	-	0.000	0.000	0.000	0.491	-	-				0.015	
1.600	0.000	0.000	0.000	0.001	-	-					-	-				0.000	0.000	0.000	0.590	-	-					-	-				0.016	
1.700	0.000	0.000	0.000	0.001	-	-					-	-				0.000	0.000	0.000	0.690	-	-					-	-				0.017	
1.800	0.000	0.000	0.000	0.001	-	-					-	-				0.000	0.000	0.000	0.790	-	-					-	-				0.018	
1.900	0.000	0.000	0.000	0.001	-	-					-	-				0.000	0.000	0.000	0.890	-	-					-	-				0.019	
Totals:					0	0					0	0	0	0	0						0	0						0	0	0	0	
Number of Trades:					0						0	0				0.00						0						0			0	

NATIONAL BANK (CR)

(Contract Size: 100 Securities, Exercise Style: American, Physical Delivery)

Call Options														Put Options																					
September 2022							October 2022							Other Months		September 2022							October 2022							Other Months					
Exercise Price	Open price	Price max	Price min	Last price	Closing price	Volume	Open Interest	Open price	Price max	Price min	Last price	Closing price	Volume	Open Interest	Volume	Open Interest	Open price	Price max	Price min	Last price	Closing price	Volume	Open Interest	Open price	Price max	Price min	Last price	Closing price	Volume	Open Interest	Volume	Open Interest	Exercise Price		
1.700	0.000	0.000	0.000		1.78	-	-						-	-			0.000	0.000	0.000		0.001	-	-						-	-			0.017		
1.800	0.000	0.000	0.000		1.68	-	-						-	-			0.000	0.000	0.000		0.001	-	-						-	-			0.018		
1.900	0.000	0.000	0.000		1.58	-	-	0.000	0.000	0.000		1.59	-	-			0.000	0.000	0.000		0.001	-	-	0.000	0.000	0.000		0.001	-	-			0.019		
2.000	0.000	0.000	0.000		1.48	-	-	0.000	0.000	0.000		1.49	-	-			0.000	0.000	0.000		0.001	-	-	0.000	0.000	0.000		0.001	-	-			0.020		
2.200	0.000	0.000	0.000		1.28	-	-	0.000	0.000	0.000		1.29	-	-			0.000	0.000	0.000		0.001	-	-	0.000	0.000	0.000		0.001	-	-			0.022		
2.400	0.000	0.000	0.000		1.08	-	-	0.000	0.000	0.000		1.09	-	-			0.000	0.000	0.000		0.001	-	-	0.000	0.000	0.000		0.004	-	-			0.024		
2.600	0.000	0.000	0.000		0.886	-	-	0.000	0.000	0.000		0.902	-	-			0.000	0.000	0.000		0.002	-	-	0.000	0.000	0.000		0.013	-	-			0.026		
2.800	0.000	0.000	0.000		0.694	-	-	0.000	0.000	0.000		0.722	-	-			0.000	0.000	0.000		0.010	-	11	0.000	0.000	0.000		0.033	-	-			0.028		
3.000	0.000	0.000	0.000		0.514	-	-	0.000	0.000	0.000		0.560	-	-			0.000	0.000	0.000		0.030	-	330	0.000	0.000	0.000		0.070	-	-			0.030		
3.200	0.000	0.000	0.000		0.358	-	-	0.000	0.000	0.000		0.420	-	-			0.000	0.000	0.000		0.074	-	-	0.000	0.000	0.000		0.129	-	-			0.032		
3.400	0.000	0.000	0.000		0.233	-	5	0.000	0.000	0.000		0.304	-	-			0.000	0.000	0.000		0.149	-	120	0.000	0.000	0.000		0.213	-	-			0.034		
3.600	0.000	0.000	0.000		0.140	-	-	0.000	0.000	0.000		0.212	-	-			0.000	0.000	0.000		0.256	-	-	0.000	0.000	0.000		0.321	-	-			0.036		
3.800	0.000	0.000	0.000		0.079	-	-	0.000	0.000	0.000		0.144	-	-			0.000	0.000	0.000		0.395	-	-	0.000	0.000	0.000		0.452	-	-			0.038		
4.000	0.000	0.000	0.000		0.042	-	-	0.000	0.000	0.000		0.094	-	-			0.000	0.000	0.000		0.558	-	-	0.000	0.000	0.000		0.603	-	-			0.040		
4.400	0.000	0.000	0.000		0.009	-	-	0.000	0.000	0.000		0.037	-	-			0.000	0.000	0.000		0.926	-	-	0.000	0.000	0.000		0.948	-	-			0.044		
4.800	0.000	0.000	0.000		0.002	-	-	0.000	0.000	0.000		0.013	-	-			0.000	0.000	0.000		1.32	-	-	0.000	0.000	0.000		1.33	-	-			0.048		
5.200	0.000	0.000	0.000		0.001	-	-						-	-			0.000	0.000	0.000		1.72	-	-					-	-			0.052			
5.600	0.000	0.000	0.000		0.001	-	-						-	-			0.000	0.000	0.000		2.12	-	-					-	-			0.056			
6.000	0.000	0.000	0.000		0.001	-	-						-	-			0.000	0.000	0.000		2.52	-	-					-	-			0.060			
Totals:						0	5						0	0	0	0							0	461							0	205	0	0	
Number of Trades:						0							0	0	0									0.00							0		0		

OPAP (CR)

(Contract Size: 100 Securities, Exercise Style: American, Physical Delivery)

Exercise Price	Call Options												Put Options												Exercise Price								
	September 2022						October 2022						Other Months		September 2022						October 2022						Other Months						
	Open price	Price max	Price min	Last price	Closing price	Volume	Open Interest	Open price	Price max	Price min	Last price	Closing price	Volume	Open Interest	Volume	Open Interest	Open price	Price max	Price min	Last price	Closing price	Volume	Open Interest	Open price		Price max	Price min	Last price	Closing price	Volume	Open Interest	Volume	Open Interest
8.800	0.000	0.000	0.000	4.63	-	-										0.000	0.000	0.000	0.001	-	-												0.088
9.200	0.000	0.000	0.000	4.23	-	-	0.000	0.000	0.000	4.25	-	-				0.000	0.000	0.000	0.001	-	-			0.000	0.000	0.000	0.001	-	-				0.092
9.600	0.000	0.000	0.000	3.83	-	-	0.000	0.000	0.000	3.85	-	-				0.000	0.000	0.000	0.001	-	-			0.000	0.000	0.000	0.001	-	-				0.096
10.000	0.000	0.000	0.000	3.43	-	-	0.000	0.000	0.000	3.45	-	-				0.000	0.000	0.000	0.001	-	-			0.000	0.000	0.000	0.001	-	-				0.100
11.000	0.000	0.000	0.000	2.44	-	-	0.000	0.000	0.000	2.48	-	-				0.000	0.000	0.000	0.001	-	-			0.000	0.000	0.000	0.019	-	-				0.110
12.000	0.000	0.000	0.000	1.46	-	-	0.000	0.000	0.000	1.57	-	-				0.000	0.000	0.000	0.020	-	-			0.000	0.000	0.000	0.113	-	-				0.120
13.000	0.000	0.000	0.000	0.630	-	-	0.000	0.000	0.000	0.846	-	-				0.000	0.000	0.000	0.193	-	40			0.000	0.000	0.000	0.385	-	-				0.130
14.000	0.000	0.000	0.000	0.166	-	-	0.000	0.000	0.000	0.383	-	-				0.000	0.000	0.000	0.730	-	-			0.000	0.000	0.000	0.922	-	-				0.140
15.000	0.000	0.000	0.000	0.025	-	-	0.000	0.000	0.000	0.142	-	-				0.000	0.000	0.000	1.59	-	-			0.000	0.000	0.000	1.69	-	-				0.150
16.000	0.000	0.000	0.000	0.002	-	-	0.000	0.000	0.000	0.044	-	-				0.000	0.000	0.000	2.58	-	-			0.000	0.000	0.000	2.60	-	-				0.160
17.000	0.000	0.000	0.000	0.001	-	-	0.000	0.000	0.000	0.011	-	-				0.000	0.000	0.000	3.58	-	-			0.000	0.000	0.000	3.58	-	-				0.170
18.000	0.000	0.000	0.000	0.001	-	-	0.000	0.000	0.000	0.002	-	-				0.000	0.000	0.000	4.58	-	-			0.000	0.000	0.000	4.58	-	-				0.180
19.000	0.000	0.000	0.000	0.002	-	-	0.000	0.000	0.000	0.001	-	-				0.000	0.000	0.000	5.58	-	-			0.000	0.000	0.000	5.58	-	-				0.190
20.000	0.000	0.000	0.000	0.001	-	-					-	-				0.000	0.000	0.000	6.58	-	-						-	-				0.200	
Totals:					0	0					0	0	0	0	0					0	40						0	40	0	0			
Number of Trades:					0						0		0							0.00							0		0				

OTE (CR)

(Contract Size: 100 Securities, Exercise Style: American, Physical Delivery)

Exercise Price	Call Options													Put Options																				
	September 2022						October 2022						Other Months		September 2022						October 2022						Other Months		Exercise Price					
	Open price	Price max	Price min	Last price	Closing price	Volume	Open Interest	Open price	Price max	Price min	Last price	Closing price	Volume	Open Interest	Volume	Open Interest	Open price	Price max	Price min	Last price	Closing price	Volume	Open Interest	Open price	Price max	Price min	Last price	Closing price		Volume	Open Interest	Volume	Open Interest	
10.000	0.000	0.000	0.000	6.93	-	-	-	-	-	-	-	-	-	-	-	0.000	0.000	0.000	0.001	-	-	-	-	-	-	-	-	-		-	-	-	0.100	
11.000	0.000	0.000	0.000	5.94	-	-	0.000	0.000	0.000	5.96	-	-	-	-	-	0.000	0.000	0.000	0.001	-	-	-	-	-	-	-	-	-	-	-	-	0.110		
12.000	0.000	0.000	0.000	4.94	-	-	0.000	0.000	0.000	4.96	-	-	-	-	-	0.000	0.000	0.000	0.001	-	-	-	-	-	-	-	-	-	-	-	-	0.120		
13.000	0.000	0.000	0.000	3.94	-	-	0.000	0.000	0.000	3.97	-	-	-	-	-	0.000	0.000	0.000	0.001	-	-	-	-	-	-	-	-	-	-	-	-	0.130		
14.000	0.000	0.000	0.000	2.94	-	-	0.000	0.000	0.000	3.01	-	-	-	-	-	0.000	0.000	0.000	0.003	-	-	-	-	-	-	-	-	-	-	-	-	0.140		
15.000	0.000	0.000	0.000	1.98	-	-	0.000	0.000	0.000	2.12	-	-	-	-	-	0.000	0.000	0.000	0.035	-	-	-	-	-	0.200	0.204	0.200	0.200	0.200	33	0	0.150		
16.000	0.000	0.000	0.000	1.12	-	-	0.000	0.000	0.000	1.37	-	-	-	-	-	0.000	0.000	0.000	0.182	-	-	-	-	-	0.000	0.000	0.000	0.394	-	-	-	0.160		
17.000	0.000	0.000	0.000	0.511	-	-	0.000	0.000	0.000	0.794	-	-	-	-	-	0.000	0.000	0.000	0.569	-	-	-	-	-	0.000	0.000	0.000	0.822	-	-	-	0.170		
18.000	0.000	0.000	0.000	0.179	-	-	0.000	0.000	0.000	0.417	-	-	-	-	-	0.000	0.000	0.000	1.24	-	-	-	-	-	0.000	0.000	0.000	1.45	-	-	-	0.180		
19.000	0.000	0.000	0.000	0.047	-	-	0.000	0.000	0.000	0.200	-	-	-	-	-	0.000	0.000	0.000	2.11	-	-	-	-	-	0.000	0.000	0.000	2.23	-	-	-	0.190		
20.000	0.000	0.000	0.000	0.010	-	-	0.000	0.000	0.000	0.083	-	-	-	-	-	0.000	0.000	0.000	3.08	-	-	-	-	-	0.000	0.000	0.000	3.12	-	-	-	0.200		
22.000	0.000	0.000	0.000	0.001	-	-	0.000	0.000	0.000	0.012	-	-	-	-	-	0.000	0.000	0.000	5.08	-	-	-	-	-	0.000	0.000	0.000	5.08	-	-	-	0.220		
24.000	0.000	0.000	0.000	0.001	-	-	0.000	0.000	0.000	0.001	-	-	-	-	-	0.000	0.000	0.000	7.08	-	-	-	-	-	0.000	0.000	0.000	7.08	-	-	-	0.240		
26.000	0.000	0.000	0.000	0.001	-	-	-	-	-	-	-	-	-	-	-	0.000	0.000	0.000	9.08	-	-	-	-	-	-	-	-	-	-	-	-	0.260		
Totals:						0	0							0	0	0	0							0	0							0	0	
Number of Trades:						0							0							0.00							6							0



PIRAEUS FINANCIAL HOLD (CR)

(Contract Size: 100 Securities, Exercise Style: American, Physical Delivery)

Call Options														Put Options																		
September 2022							October 2022							Other Months		September 2022							October 2022							Other Months		Exercise Price
Open price	Price max	Price min	Last price	Closing price	Volume	Open Interest	Open price	Price max	Price min	Last price	Closing price	Volume	Open Interest	Volume	Open Interest	Open price	Price max	Price min	Last price	Closing price	Volume	Open Interest	Open price	Price max	Price min	Last price	Closing price	Volume	Open Interest	Volume	Open Interest	
0.500	0.000	0.000	0.000	0.671	-	-	0.000	0.000	0.000	0.672	-	-				0.000	0.000	0.000	0.001	-	-	0.000	0.000	0.000	0.001	-	-				0.005	
0.550	0.000	0.000	0.000	0.621	-	-	0.000	0.000	0.000	0.622	-	-				0.000	0.000	0.000	0.001	-	-	0.000	0.000	0.000	0.001	-	-				0.006	
0.600	0.000	0.000	0.000	0.571	-	-	0.000	0.000	0.000	0.572	-	-				0.000	0.000	0.000	0.001	-	-	0.000	0.000	0.000	0.001	-	-				0.006	
0.650	0.000	0.000	0.000	0.521	-	-	0.000	0.000	0.000	0.522	-	-				0.000	0.000	0.000	0.001	-	-	0.000	0.000	0.000	0.001	-	-				0.007	
0.700	0.000	0.000	0.000	0.471	-	-	0.000	0.000	0.000	0.473	-	-				0.000	0.000	0.000	0.001	-	-	0.000	0.000	0.000	0.002	-	-				0.007	
0.750	0.000	0.000	0.000	0.421	-	-	0.000	0.000	0.000	0.423	-	-				0.000	0.000	0.000	0.001	-	-	0.000	0.000	0.000	0.001	-	-				0.008	
0.800	0.000	0.000	0.000	0.371	-	-	0.000	0.000	0.000	0.375	-	-				0.000	0.000	0.000	0.001	-	-	0.000	0.000	0.000	0.002	-	-				0.008	
0.850	0.000	0.000	0.000	0.322	-	5	0.000	0.000	0.000	0.328	-	-				0.000	0.000	0.000	0.001	-	-	0.000	0.000	0.000	0.005	-	-				0.009	
0.900	0.000	0.000	0.000	0.273	-	-	0.000	0.000	0.000	0.282	-	-				0.000	0.000	0.000	0.002	-	-	0.000	0.000	0.000	0.009	-	-				0.009	
0.950	0.000	0.000	0.000	0.226	-	-	0.000	0.000	0.000	0.239	-	-				0.000	0.000	0.000	0.005	-	-	0.000	0.000	0.000	0.016	-	-				0.010	
1.000	0.000	0.000	0.000	0.183	-	-	0.000	0.000	0.000	0.200	-	-				0.000	0.000	0.000	0.011	-	-	0.000	0.000	0.000	0.027	-	-				0.010	
1.100	0.000	0.000	0.000	0.108	-	-	0.000	0.000	0.000	0.133	-	-				0.000	0.000	0.000	0.037	-	-	0.000	0.000	0.000	0.059	-	-				0.011	
1.200	0.000	0.000	0.000	0.056	-	-	0.000	0.000	0.000	0.083	-	-				0.000	0.000	0.000	0.085	-	-	0.000	0.000	0.000	0.110	-	-				0.012	
1.300	0.000	0.000	0.000	0.025	-	-	0.000	0.000	0.000	0.049	-	-				0.000	0.000	0.000	0.154	-	-	0.000	0.000	0.000	0.175	-	-				0.013	
1.400	0.000	0.000	0.000	0.010	-	-	0.000	0.000	0.000	0.027	-	-				0.000	0.000	0.000	0.239	-	-	0.000	0.000	0.000	0.254	-	-				0.014	
1.500	0.000	0.000	0.000	0.003	-	-	0.000	0.000	0.000	0.015	-	-				0.000	0.000	0.000	0.332	-	-	0.000	0.000	0.000	0.341	-	-				0.015	
1.600	0.000	0.000	0.000	0.001	-	-	0.000	0.000	0.000	0.008	-	-				0.000	0.000	0.000	0.430	-	-	0.000	0.000	0.000	0.435	-	-				0.016	
1.700	0.000	0.000	0.000	0.001	-	-	0.000	0.000	0.000	0.004	-	-				0.000	0.000	0.000	0.530	-	-	0.000	0.000	0.000	0.531	-	-				0.017	
1.800	0.000	0.000	0.000	0.001	-	-					-	-				0.000	0.000	0.000	0.630	-	-					-	-				0.018	
1.900	0.000	0.000	0.000	0.002	-	-					-	-				0.000	0.000	0.000	0.730	-	-					-	-				0.019	
2.000	0.000	0.000	0.000	0.001	-	-					-	-				0.000	0.000	0.000	0.830	-	-					-	-				0.020	
2.200	0.000	0.000	0.000	0.001	-	-					-	-				0.000	0.000	0.000	1.03	-	-					-	-				0.022	
2.400	0.000	0.000	0.000	0.001	-	-					-	-				0.000	0.000	0.000	1.23	-	-					-	-				0.024	
Totals:					0	5						0	0	0							0	0							0	0	0	0
Number of Trades:					0							0	0									0.00							0		0	

PPC (CR)

(Contract Size: 100 Securities, Exercise Style: American, Physical Delivery)

Call Options														Put Options																			
September 2022							October 2022							Other Months		September 2022							October 2022							Other Months			
Exercise Price	Open price	Price max	Price min	Last price	Closing price	Volume	Open Interest	Open price	Price max	Price min	Last price	Closing price	Volume	Open Interest	Volume	Open Interest	Open price	Price max	Price min	Last price	Closing price	Volume	Open Interest	Open price	Price max	Price min	Last price	Closing price	Volume	Open Interest	Volume	Open Interest	Exercise Price
3.400	0.000	0.000	0.000		2.48	-	-						-	-			0.000	0.000	0.000		0.001	-	-						-	-			0.034
3.600	0.000	0.000	0.000		2.28	-	-	0.000	0.000	0.000		2.29	-	-			0.000	0.000	0.000		0.001	-	-	0.000	0.000	0.000		0.002	-	-			0.036
3.800	0.000	0.000	0.000		2.09	-	-	0.000	0.000	0.000		2.09	-	-			0.000	0.000	0.000		0.001	-	-	0.000	0.000	0.000		0.001	-	-			0.038
4.000	0.000	0.000	0.000		1.89	-	-	0.000	0.000	0.000		1.90	-	-			0.000	0.000	0.000		0.001	-	-	0.000	0.000	0.000		0.002	-	-			0.040
4.400	0.000	0.000	0.000		1.49	-	-	0.000	0.000	0.000		1.51	-	-			0.000	0.000	0.000		0.001	-	-	0.000	0.000	0.000		0.011	-	-			0.044
4.800	0.000	0.000	0.000		1.09	-	-	0.000	0.000	0.000		1.14	-	-			0.000	0.000	0.000		0.006	-	-	0.000	0.000	0.000		0.040	-	-			0.048
5.200	0.000	0.000	0.000		0.723	-	-	0.000	0.000	0.000		0.806	-	-			0.000	0.000	0.000		0.035	-	-	0.000	0.000	0.000		0.109	-	-			0.052
5.600	0.000	0.000	0.000		0.416	-	35	0.000	0.000	0.000		0.533	-	-			0.000	0.000	0.000		0.129	-	5	0.253	0.253	0.253	0.253	0.253	4	0			0.056
6.000	0.233	0.233	0.233	0.233	0.233	10	85	0.000	0.000	0.000		0.332	-	-			0.000	0.000	0.000		0.315	-	-	0.000	0.000	0.000		0.433	-	-			0.060
6.400	0.000	0.000	0.000		0.082	-	5	0.000	0.000	0.000		0.190	-	-			0.000	0.000	0.000		0.595	-	-	0.000	0.000	0.000		0.692	-	-			0.064
6.800	0.000	0.000	0.000		0.028	-	10	0.000	0.000	0.000		0.103	-	-			0.000	0.000	0.000		0.942	-	-	0.000	0.000	0.000		1.01	-	-			0.068
7.200	0.000	0.000	0.000		0.008	-	-	0.000	0.000	0.000		0.053	-	-			0.000	0.000	0.000		1.32	-	-	0.000	0.000	0.000		1.36	-	-			0.072
7.600	0.000	0.000	0.000		0.002	-	-	0.000	0.000	0.000		0.026	-	-			0.000	0.000	0.000		1.72	-	-	0.000	0.000	0.000		1.73	-	-			0.076
8.000	0.000	0.000	0.000		0.001	-	-	0.000	0.000	0.000		0.012	-	-			0.000	0.000	0.000		2.12	-	-	0.000	0.000	0.000		2.12	-	-			0.080
8.400	0.000	0.000	0.000		0.001	-	-						-	-			0.000	0.000	0.000		2.52	-	-					-	-			0.084	
8.800	0.000	0.000	0.000		0.003	-	-						-	-			0.000	0.000	0.000		2.92	-	-					-	-			0.088	
9.200	0.000	0.000	0.000		0.001	-	-						-	-			0.000	0.000	0.000		3.32	-	-					-	-			0.092	
9.600	0.000	0.000	0.000		0.001	-	-						-	-			0.000	0.000	0.000		3.72	-	-					-	-			0.096	
10.000	0.000	0.000	0.000		0.001	-	-						-	-			0.000	0.000	0.000		4.12	-	-					-	-			0.100	
11.000	0.000	0.000	0.000		0.001	-	-						-	-			0.000	0.000	0.000		5.12	-	-					-	-			0.110	
12.000	0.000	0.000	0.000		0.001	-	-						-	-			0.000	0.000	0.000		6.12	-	-					-	-			0.120	
13.000	0.000	0.000	0.000		0.001	-	-						-	-			0.000	0.000	0.000		7.12	-	-					-	-			0.130	
14.000	0.000	0.000	0.000		0.001	-	-						-	-			0.000	0.000	0.000		8.12	-	-					-	-			0.140	
15.000	0.000	0.000	0.000		0.001	-	-						-	-			0.000	0.000	0.000		9.12	-	-					-	-			0.150	
16.000	0.000	0.000	0.000		0.001	-	-						-	-			0.000	0.000	0.000		10.12	-	-					-	-			0.160	
Totals:						10	135						0	0	0	0						10	5						4	0	0	0	
Number of Trades:						1							0	0								0.00						1		0			

Lending Products	Underlying Title	Multilateral Transactions[1]					Bilateral Transactions[2]		Stock Borrowing through OTC (volume)[3]
		Open Interest[5]	Volume(Offered)	Average Weighted	Transactions volume	Average Weighted	Transactions Volume	Average Weighted	Transactions Volume
ADMIEBOR	ADMIE (IPTO) HOLDING S.A. (CR)	---	---	---	---	---	---	74,589	
AEGNBOR	AEGEAN AIRLINES (CR)	11,405	---	---	1,381	5.31%	---	21,857	
ALPHABOR	ALPHA SERVICES HOLD (CR)	30,000	---	---	---	---	---	63,263,090	
ALMYBOR	ALUMIL (CR)	---	---	---	---	---	---	---	
EEEBOR	CC HBC AG (CR)	17,945	---	---	---	---	---	70,546	
CENERBOR	CENERGY HOLDINGS (CB)	---	---	---	---	---	---	---	
ELLAKTORBOR	ELLAKTOR (CR)	119,412	---	---	---	---	---	5,498	
ELHABOR	ELVALHALCOR (CR)	26,500	---	---	4,000	2.65%	---	64,887	
EUROBBOR	EUROBANK HOLDINGS (CR)	467,061	---	---	73,723	3.86%	50,500	9.00%	34,185,750
EYDAPBOR	EYDAP S.A. (CR)	12,735	---	---	---	---	---	222,903	
FFGRPBOR	FOLLI FOLLIE (CR)	---	---	---	---	---	---	900,530	
FOYRKBOR	FOURLIS (CR)	625	---	---	---	---	---	18,250	
GEKTERNABOR	GEK TERNA (CR)	---	---	---	---	---	---	1,993	
SARBOR	GR. SARANTIS S.A. (CR)	1,940	---	---	---	---	---	11,088	
EXAEBOR	HELLENIC EXCHANGES-A.S.E. (CR)	---	---	---	---	---	---	153,617	
ELPEBOR	HELLENIC PETROLEUM (CR)	---	---	---	---	---	---	155,151	
INTRKBOR	INTRACOM HOLDINGS (CR)	500	---	---	3,000	3.08%	---	---	
BELABOR	JUMBO SA (CR)	173,767	---	---	10,500	2.65%	---	516,983	
LAMDABOR	LAMDA DEVELOPMENT SA (CR)	---	---	---	---	---	---	382,370	
MIGBOR	MARFIN INVESTMENT GROUP (CR)	70,000	---	---	---	---	---	794,474	
MOHBOR	MOTOR OIL (CR)	3,594	---	---	---	---	---	312,208	
MYTILBOR	MYTILINEOS (CR)	8,735	---	---	500	2.65%	---	339,867	
ETEBOR	NATIONAL BANK (CR)	83,800	---	---	---	---	---	9,951,407	
OPAPBOR	OPAP (CR)	88,176	---	---	10,000	2.65%	---	1,400,896	
HTOBOR	OTE (CR)	110,812	---	---	4,900	3.30%	---	959,073	
PPABOR	P.P.A. S.A. (CR)	1,864	---	---	---	---	---	65,287	
TPEIRBOR	PIRAEUS FINANCIAL HOLD (CR)	---	---	---	---	---	---	2,627,988	
PLAISBOR	PLAISIO COMPUTERS SA (CR)	---	---	---	---	---	---	---	
PPCBOR	PPC (CR)	2,000	---	---	---	---	---	2,546,992	
QUALBOR	QUALITY & RELIABILITY SA (CR)	---	---	---	---	---	---	---	
QUESTBOR	QUEST HOLDINGS (CR)	1,487	---	---	---	---	---	54,946	

## Stock Lending Notes

[1] - Multilateral contracts Lending or Borrowing as per Methods 8-1, 8-2 and 8-3-3 (According to ATHEX BoD Resolution No.17)

[2] - Bilateral Contracts Lending or Borrowing as per Methods 8-3-1 and 8-3-2 (According to ATHEX BoD Resolution No.20 )

[3] - The information concerning OTC Stock Borrowing Transactions is based on the statements of the Dematerialised Securities System (DSS) operators involved and refers to volumes that have been registered up until the previous working day.

[4] - Average Price (Volume weighted)

[5] - The Data concerning Open Interest before the start of trading session

Lending Products	Underlying Title	Multilateral Transactions[1]					Bilateral Transactions[2]		Stock Borrowing through OTC (volume)[3]
		Open Interest[5]	Volume(Offered)	Average Weighted	Transactions volume	Average Weighted	Transactions Volume	Average Weighted	Transactions Volume
TENERGYBOR	TERNA ENERGY (CR)	---	---	---	---	---	---	---	38,470
TITCBOR	TITAN CEMENT (CB)	13,444	---	---	---	---	---	---	218,157
VIOBOR	VIOHALCO SA/NV (CB)	9,497	---	---	3,000	3.37%	---	---	---

## Stock Lending Notes

[1] - Multilateral contracts Lending or Borrowing as per Methods 8-1, 8-2 and 8-3-3 (According to ATHEX BoD Resolution No.17)

[2] - Bilateral Contracts Lending or Borrowing as per Methods 8-3-1 and 8-3-2 (According to ATHEX BoD Resolution No.20 )

[3] - The information concerning OTC Stock Borrowing Transactions is based on the statements of the Dematerialised Securities System (DSS) operators involved and refers to volumes that have been registered up until the previous working day.

[4] - Average Price (Volume weighted)

[5] - The Data concerning Open Interest before the start of trading session

## Sectors codification for listed companies

12003-	ETF	10101010	Computer Services
10101015	Software	10102030	Computer Hardware
15101010	Telecommunications Equipment	15102015	Telecommunications Services
20101010	Health Care Facilities	20101025	Health Care Services
20102010	Medical Equipment	20103015	Pharmaceuticals
30101010	Banks	30202000	Diversified Financial Services
30202010	Asset Managers & Custodians	30202015	Investment Services
30204000	Closed End Investments	30302010	Full Line Insurance
30302015	Insurance Brokers	30302025	Property and Casualty Insurance
35101010	Real Estate Holding and Development	35101015	Real Estate Services
35102000	Diversified REITs	35102030	Office REITs
40201040	Rental & Leasing Services: Consumer	40202010	Home Construction
40202015	Household Furnishings	40202020	Household Appliance
40203040	Electronic Entertainment	40203045	Toys
40204020	Clothing & Accessories	40301010	Entertainment
40301030	Publishing	40301035	Radio & TV Broadcasters
40401010	Diversified Retailers	40401020	Apparel Retailers
40401025	Home Improvement Retailers	40401030	Specialty Retailers
40501010	Airlines	40501015	Travel & Tourism
40501020	Casinos & Gambling	40501025	Hotels & Motels
45101015	Distillers & Vintners	45101020	Soft Drinks
45102010	Farming Fishing Ranching & Plantations	45102020	Food Products
45103010	Tobacco	45201010	Food Retailers & Wholesalers
45201020	Personal Products	50101010	Construction
50101020	Building Roof/Wallboard and Plumbing	50101030	Cement
50101035	Building Materials: Other	50202010	Electrical Components
50203000	Diversified Industrials	50203015	Plastics
50203030	Containers & Packaging	50204000	Machinery: Industrial
50204020	Machinery: Construction & Handling	50205010	Industrial Suppliers
50205020	Back Office Support HR & Consulting	50205030	Forms & Bulk Printing Services
50206015	Commercial Vehicles & Parts	50206030	Marine Transportation
50206060	Transportation Services	55101000	Diversified Materials
55101020	Textile Products	55102000	General Mining
55102010	Iron & Steel	55102015	Metal Fabricating
55102035	Aluminum	60101020	Oil Refining and Marketing
65101010	Alternative Electricity	65101015	Conventional Electricity
65102030	Water		

