

22

**Ημερήσιο Δελτίο
Συναλλακτικής Δραστηριότητας**

Daily Official List
of Trading Activity

Thursday, 28 July, 2022

Year: 143 Trading Day No: 140



ATHEXGROUP
Athens Exchange Group

Disclaimer:

Hellenic Exchanges-Athens Stock Exchange S.A endeavours to ensure that the data and other material ("Information") presented on the Daily Official List are accurate and complete, but it is not liable for any errors or omissions of data or /and for the accuracy, credibility, updating and completeness of the aforesaid information nor it has any liability arising directly or indirectly from the use of the above Information.

The Company is not liable for the accuracy of the data included in listed companies' announcements. Only the sender of such an announcement is fully and solely liable for any infringement of third party's rights from the content of such announcement. All contents of the Daily Official List are provided only for information purposes and do not constitute investment advice or solicitation to invest in securities or other products listed for trading on the Exchange.

You acknowledge and agree that the Company is the owner of any property rights related to any Information appearing on the Daily Official List including intellectual property rights copyright, trademarks, etc.

The above data are a property of the Hellenic Exchanges-Athens Exchange and are copyright protected. Users are forbidden to reproduce, modify, copy, sale, transmit or redistribute, by all reproduction means and methods, part or the whole of the above data, without reference to their source.

The commercial exploitation of these data is, also, forbidden by third parties. Hellenic Exchanges-Athens Exchange does not carry any responsibility, direct or indirect, derived from usage or accidental alteration of the above data when used by third parties.

Hellenic Exchanges – Athens Stock Exchange S.A.

110 Athinon Ave., 10442 Athens, Tel: (210) 33.66.800, Fax: (210) 32.13.938

www.athexgroup.gr

Thessalonica Stock Exchange Center (T.S.E.C)

16-18 Katouni Str., Thessalonica 546 25 Tel: (2310) 567.667, Fax: (2310) 530.545

Athex Members Guarantee Fund

14-16 Fidiou Str., Athens 106 78, Tel: (210) 33.04.682, Fax: (210) 33.04.155

Hellenic Republic Capital Market Commission

1 Kolokotroni Str. & 1 Stadiou Str., Athens 10562 Tel: (210) 33.77.100 Fax: (210) 33.77.173

Table of Contents

Section 1: Statistical Figures of Securities, Derivatives and Lending

Summary of Markets

Athex Indices

Analytic Figures for Athex Market's Boards and Categories

Trading Details by Athex Sectors and Financial Instruments (ETFs)

Top 10 best & worst performing Shares

Derivatives Summary

Section 2: Analytic Figures of Shares Transactions

Analytic Figures of Shares Transactions

Shares' Notes

Section 3: Figures of Securities Transactions

Securities Blocks Details

Shares Rights Details

Stock Borrowing

Forced Sales Details

Forced Sales Registered Shares

Exchange Traded Funds (ETFs) Characteristics

Section 5: Bonds traded in Fixed Income Assets Market

Convertible Corporate Bonds - Regulated Market

Non Convertible Corporate Bonds - Regulated Market

Government Bonds

Treasury Bills & Zero Coupon Government Bonds

Government Bonds Traded with the Open Outcry Method

State Banks Bonds

Section 6: Additional Infos

Athex & ATHEXClear Members List

List of Stocks under Market Making operations

Section 7: Derivatives Market Analytic Figures

Index Futures

Stock Futures

Index Options

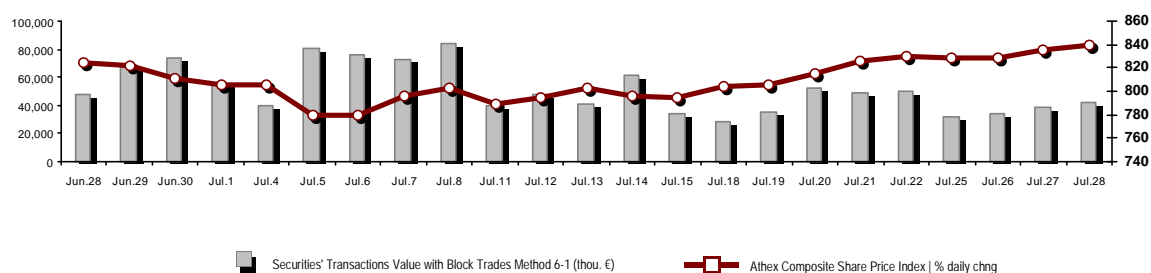
Stock Options

Stock Lending Analytic Figures

Appendix A: Sectors codification for listed companies

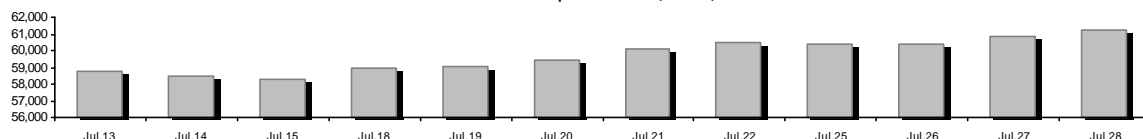
Summary of Markets

Athex Composite Share Price Index vs Shares and Derivatives Transactions Value

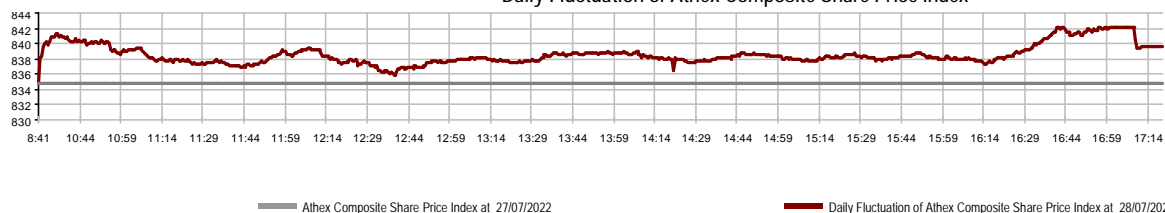


Athex Capitalisation (mill. €) **:	61,195.54		Derivatives Total Open Interest	267,179
Daily change: mill. € %	308.23	0.51%	in Index Futures % daily chng	3,638 1.06%
Yearly Avg Capitalisation: mill. € % chng prev year Avg	63,738.91	4.69%	in Stock Futures % daily chng	261,962 -0.04%
Athex Composite Share Price Index % daily chng	839.52	0.56%	in Index Options % daily chng	806 0.00%
Athex Composite Share Price Index Capitalisation (mill. €)	55,119.81		in Stock Options % daily chng	773 0.00%
Daily change (mill. €)	278.53			
Securities' Transactions Value with Block Trades Method 6-1 (t)	41,822.52		Derivatives Contracts Volume:	15,880
Daily change: %	3,000.49	7.73%	Daily change: pieces %	417 2.70%
YtD Avg Trans. Value: thou. € % chng prev year Avg	83,751.10	19.90%	YtD Avg Derivatives Contracts % chng prev year Avg	36,924 -22.54%
Blocks Transactions Value of Method 6-1 (thou. €)	1,026.65		Derivatives Trades Number:	1,435
Blocks Transactions Value of Method 6-2 & 6-3 (thou. €)	0.00		Daily change: number %	-134 -8.54%
Bonds Transactions Value (thou.€)	721.17		YtD Avg Trades number % chng prev year Avg	2,246 6.13%
Securities' Transactions Volume with Block Trades Method 6-1 (tho)	21,383.32		Lending Total Open Interest	690,533
Daily change: thou. pieces %	861.67	4.20%	Daily change: pieces %	86,500 14.32%
YtD Avg Volume: % chng prev year Avg	33,440.81	-2.21%	Lending Volume (Multilateral/Bilateral)	2,526
Blocks Transactions Volume of Method 6-1 (thou. Pieces)	1,195.64		Daily change: pieces %	-83,974
Blocks Transactions Volume of Method 6-2 & 6-3 (thou. Pieces)	0.00		Multilateral Lending	2,526
Bonds Transactions Volume	766,000		Bilateral Lending	0
Securities' Trades Number with Block Trades Method 6-1	19,116		Lending Trades Number:	2
Daily change: number %	-10	-0.05%	Daily change: %	-15
YtD Avg Trades number % chng prev year Avg	33,387	11.54%	Multilateral Lending Trades Number	2
Number of Blocks Method 6-1	2		Bilateral Lending Trades Number	0
Number of Blocks Method 6-2 & 6-3	0			
Number of Bonds Transactions	135			

Athex Capitalisation (mill. €) **



Daily Fluctuation of Athex Composite Share Price Index



Athex Indices

Index name	28/07/2022	27/07/2022	pts.	%	Min	Max	Year min	Year max	Year change
Athex Composite Share Price Index	839.52 #	834.85	4.67	0.56%	834.85	842.19	778.84	973.27	-6.02% €
Athex ESG Index	946.67 #	940.91	5.76	0.61%	940.91	950.37	867.88	1,131.24	-6.59% €
FTSE/Athex Large Cap	2,022.64 #	2,010.33	12.31	0.61%	2,010.33	2,030.67	1,853.39	2,384.15	-5.87% €
FTSE/Athex Mid Cap Index	1,360.74 #	1,358.29	2.45	0.18%	1,353.42	1,366.13	1,250.58	1,615.19	-8.79% €
FTSE/ATHEX-CSE Banking Index	389.04 #	384.52	4.52	1.18%	384.52	393.07	335.41	569.66	-10.59% €
FTSE/ATHEX High Dividend Yield Index	2,915.17 #	2,900.86	14.31	0.49%	2,900.86	2,921.13	2,718.43	3,292.03	-6.08% €
FTSE/ATHEX Global Traders Index Plus	2,293.51 €	2,296.24	-2.73	-0.12%	2,284.15	2,306.22	2,122.05	2,584.55	-3.37% €
FTSE/ATHEX Mid & Small Cap Factor-Weighted Ind	4,134.64 #	4,122.42	12.22	0.30%	4,116.71	4,143.21	3,920.25	5,109.62	-11.43% €
ATHEX Select Index Plus	3,001.96 #	2,981.72	20.24	0.68%	2,978.92	3,009.96	2,813.37	3,578.04	-11.32% €
ATHEX Select Index	4,306.70 #	4,280.22	26.48	0.62%	4,257.95	4,312.95	3,901.01	4,953.99	-6.12% €
FTSE/Athex Market Index	494.85 #	492.13	2.72	0.55%	492.13	496.62	454.86	586.15	-7.70% €
Athex Composite Index Total Return Index	1,472.56 #	1,464.38	8.18	0.56%	1,464.38	1,477.25	1,354.79	1,673.61	-3.95% €
FTSE/Athex Large Cap Total Return	3,213.73 #	3,194.17	19.56	0.61%			2,917.53	3,702.87	-3.84% €
FTSE/Athex Mid Cap Total Return	1,786.10 #	1,782.88	3.22	0.18%			1,640.21	2,064.38	-6.85% €
FTSE/ATHEX-CSE Banking Total Return Index	334.96 #	331.07	3.89	1.17%			288.79	485.90	-10.59% €
Hellenic Mid & Small Cap Index	1,260.31 #	1,254.88	5.43	0.43%	1,254.80	1,263.95	1,181.80	1,451.84	-8.21% €
FTSE/Athex Banks	514.01 #	508.05	5.96	1.17%	508.05	519.34	443.16	752.66	-10.60% €
FTSE/Athex Insurance	3,080.90 ~	3,080.90	0.00	0.00%	3,080.90	3,080.90	1,994.86	3,171.11	54.44% #
FTSE/Athex Financial Services	665.39 #	657.53	7.86	1.20%	657.53	666.41	619.08	831.60	-11.17% €
FTSE/Athex Industrial Goods & Services	3,534.87 #	3,505.38	29.49	0.84%	3,484.53	3,558.01	3,065.29	4,306.76	-5.28% €
FTSE/Athex Retail	853.05 €	853.36	-0.31	-0.04%	842.17	856.83	746.44	1,150.20	-13.34% €
FTSE/ATHEX Real Estate	3,951.80 €	4,002.43	-50.63	-1.26%	3,942.10	4,027.11	3,592.38	5,179.83	-17.88% €
FTSE/Athex Consumer Goods & Services	8,428.93 €	8,567.40	-138.47	-1.62%	8,426.61	8,590.75	7,260.09	8,861.27	16.10% #
FTSE/Athex Food & Beverage	8,752.88 #	8,733.28	19.60	0.22%	8,613.04	8,792.29	6,627.16	12,058.75	-22.76% €
FTSE/Athex Basic Resources	5,754.15 €	5,755.75	-1.60	-0.03%	5,724.58	5,792.82	5,412.75	8,197.29	-22.22% €
FTSE/Athex Construction & Materials	2,892.84 #	2,871.53	21.31	0.74%	2,866.99	2,909.35	2,533.53	3,209.28	-2.89% €
FTSE/Athex Energy	3,853.58 €	3,857.82	-4.24	-0.11%	3,849.49	3,894.23	3,339.51	4,370.53	11.91% #
FTSE/Athex Travel & Leisure	2,279.28 #	2,270.80	8.48	0.37%	2,257.67	2,279.28	1,858.00	2,312.32	16.10% #
FTSE/Athex Technology	1,916.05 #	1,907.13	8.92	0.47%	1,897.97	1,923.02	1,679.98	2,347.72	-10.75% €
FTSE/Athex Telecommunications	4,643.98 #	4,638.15	5.83	0.13%	4,610.34	4,704.89	4,377.01	5,170.21	2.16% #
FTSE/Athex Utilities	4,122.83 #	4,034.88	87.95	2.18%	4,034.88	4,125.85	3,692.82	5,208.71	-19.96% €
FTSE/Athex Health Care	349.83 #	344.17	5.66	1.64%	333.98	354.36	305.68	611.35	-36.68% €
FTSE/Athex Personal Products	6,959.91 #	6,778.04	181.87	2.68%	6,770.79	7,104.88	6,390.66	8,868.58	-20.22% €
Athex All Share Index	213.28 #	212.21	1.07	0.50%	213.28	213.28	198.92	248.43	-7.29% €
Hellenic Corporate Bond Index	117.85 #	117.85	0.00	0.00%			116.64	127.89	-7.77% €
Hellenic Corporate Bond Price Index	86.50 €	86.51	-0.01	-0.01%			85.75	95.40	-9.31% €

Note 1: FTSE/Med 100, Hellenic Corporate Bond Price Index and Hellenic Corporate Bond Index closing prices refer to the previous trading day of 26/07/2022.

Note 2: The Hellenic Mid & Small Cap Index is a Customized index calculated by the Athens Exchange.

Analytic Figures for Athex Market's Boards and Categories

	Total Traded Securities	Main Market	Surveillance	Exchange Traded Funds (ETFs)
Totals	120	110	9	1
Gain / Lose / Same:	57 / 34 / 29	55 / 33 / 22	1 / 1 / 7	1 / 0 / 0
Athex Capitalisation (mill. €) **	61,195.54	60,806.27	389.27	
Daily Average Trans/ons Value(thou.€)	83,751.10	83,601.96	208.04	12.47
Transactions Value	41,822.52	41,522.72	299.00	0.81
Main Board:	40,795.87	40,496.06	299.00	0.81
Blocks Board 6_2_3:	1,026.65	1,026.65	0.00	0.00
Forced Sales Board:	0.00	0.00	0.00	0.00
Special Terms Board:	0.00	0.00	0.00	0.00
Daily Average Transactions Volume	33,440,805	32,661,665	801,593	590
Transactions Volume	21,383,317	20,355,248	1,028,029	40
Main Board:	20,187,680	19,159,611	1,028,029	40
Blocks Board 6_2_3:	1,195,637	1,195,637	0	0
Forced Sales Board:	0	0	0	0
Special Terms Board:	0	0	0	0
Daily Average Number of Trades	33,387	33,154	231	3
Number of Trades	19,116	18,898	217	1
Main Board:	19,114	18,896	217	1
Blocks Board 6_2_3:	2	2	0	0
Forced Sales Board:	0	0	0	0
Special Terms Board:	0	0	0	0

Trading Details by Athex Sectors and Financial Instruments (ETFs)

Code	Sectors	Gain / Lose / Same	Number of Trades	Transactions Volume	Transactions Value	% of Total Trans. Value
3010	- Banks	3 / 2 / 1	6,283	14,774,780	16,518,406.96	39.50%
5510	- Basic Resources	5 / 6 / 1	528	186,394	426,723.70	1.02%
5010	- Construction & Materials	6 / 4 / 3	1,357	449,795	1,341,743.31	3.21%
4020	- Consumer Products & Services	2 / 3 / 2	513	175,859	836,657.60	2.00%
6010	- Energy	0 / 2 / 2	896	176,529	2,556,201.13	6.11%
12000	- Financial Instruments	1 / 0 / 0	1	40	809.60	0.00%
3020	- Financial Services	3 / 0 / 2	457	1,982,317	173,355.65	0.41%
4510	- Food Beverage & Tobacco	3 / 2 / 2	287	60,807	1,152,592.93	2.76%
2010	- Health Care	2 / 0 / 0	24	4,246	6,649.22	0.02%
5020	- Industrial Goods & Service	9 / 4 / 3	2,160	1,293,630	4,582,881.12	10.96%
3030	- Insurance	0 / 0 / 2	11	5,489	42,320.20	0.10%
4030	- Media	1 / 0 / 0	61	90,600	42,914.62	0.10%
4520	- Personal Care, Drug & Grocery Stores	2 / 1 / 0	275	100,032	583,013.98	1.39%
3510	- Real Estate	3 / 3 / 4	832	138,847	573,581.52	1.37%
4040	- Retail	0 / 3 / 3	137	55,460	171,848.30	0.41%
1010	- Technology	7 / 3 / 1	665	336,419	792,147.16	1.89%
1510	- Telecommunications	2 / 0 / 0	654	126,496	2,102,122.01	5.03%
4050	- Travel & Leisure	3 / 1 / 3	1,467	628,701	4,074,747.45	9.74%
6510	- Utilities	5 / 0 / 0	2,470	688,015	5,843,551.32	13.97%

Top 10 best & worst performing Shares

Main Market

With positive Price change	Closing price	change	With negative Price change	Closing price	change
EUROCONSULTANTS S.A. (CR)	0.65	8.33% #	KRI-KRI S.A. (CR)	5.66	-2.75% ☒
IDEAL HOLDINGS (CR)	3.64	4.30% #	ELLAKTOR (CR)	1.618	-2.41% ☒
CENTRIC HOLDINGS (CR)	0.279	4.10% #	THRACE PLASTICS SA (CR)	3.81	-2.18% ☒
MARFIN INVESTMENT GROUP (CR)	0.029	3.94% #	JUMBO SA (CR)	14.83	-1.85% ☒
GR. SARANTIS S.A. (CR)	6.81	3.18% #	LAMDA DEVELOPMENT SA (CR)	5.67	-1.48% ☒
PPC (CR)	5.67	3.09% #	TECHNICAL OLYMPIC SA (CR)	1.775	-1.39% ☒
EUROBANK HOLDINGS (CR)	0.88	2.92% #	INTRACOM HOLDINGS (CR)	1.778	-1.22% ☒
AVAX S.A. (CR)	0.759	2.71% #	EKTER SA (CR)	1.17	-0.85% ☒
PIRAEUS FINANCIAL HOLD (CR)	0.867	2.60% #	PREMIA (CR)	1.22	-0.81% ☒
GEK TERNA (CR)	9.5	2.15% #	INTRAKAT (CR)	2.225	-0.67% ☒
With the highest Transactions Value	Value (thou. €)	change	With the highest Transactions Volume	Volume	change
NATIONAL BANK (CR)	5,308.04	0.00% -	ALPHA SERVICES HOLD (CR)	5,908,446	-0.28% ☒
ALPHA SERVICES HOLD (CR)	5,057.46	-0.28% ☒	EUROBANK HOLDINGS (CR)	5,433,113	2.92% #
EUROBANK HOLDINGS (CR)	4,719.93	2.92% #	MARFIN INVESTMENT GROUP (CR)	1,950,125	3.94% #
MYTILINEOS (CR)	3,987.37	0.95% #	NATIONAL BANK (CR)	1,741,107	0.00% -
OPAP (CR)	3,795.32	0.41% #	PIRAEUS FINANCIAL HOLD (CR)	1,633,656	2.60% #
TERNA ENERGY (CR)	3,201.68	1.25% #	PPC (CR)	322,715	3.09% #
MOTOR OIL (CR)	2,361.04	0.00% -	MYTILINEOS (CR)	268,854	0.95% #
OTE (CR)	2,096.53	0.12% #	OPAP (CR)	262,145	0.41% #
PPC (CR)	1,810.31	3.09% #	EUROCONSULTANTS S.A. (CR)	258,189	8.33% #
PIRAEUS FINANCIAL HOLD (CR)	1,409.88	2.60% #	INTRACOM HOLDINGS (CR)	234,736	-1.22% ☒

Note: Stocks that are not included in the "Under Supervision" category, and the transactions value is more than 10,000 €.

Derivatives Summary

	Number of Trades	Volume	Open Interest
Index Futures	99	342	3,638
FTSE/Athex Banks	4	5	7
FTSE/Athex Large Cap	95	337	3,631
Stock Futures	1,331	15,487	261,962
ADMIE (IPTO) HOLDING S.A. (CR)	2	3	4,697
ALPHA SERVICES HOLD (CR)	245	5,106	99,118
CC HBC AG (CR)	12	15	645
CENERGY HOLDINGS (CB)	9	63	6,789
ELLAKTOR (CR)	22	227	542
EUROBANK HOLDINGS (CR)	128	2,600	25,071
EYDAP S.A. (CR)	8	30	130
FOURLIS (CR)	7	17	1,419
GEK TERNA (CR)	17	73	6,589
HELLENIC EXCHANGES-A.S.E. (CR)	0	0	727
HELLENIC PETROLEUM (CR)	3	9	1,246
INTRACOM HOLDINGS (CR)	29	358	4,330
JUMBO SA (CR)	15	70	670
LAMDA DEVELOPMENT SA (CR)	18	37	4,560
MARFIN INVESTMENT GROUP (CR)	25	482	16,845
MOTOR OIL (CR)	77	119	331
MYTILINEOS (CR)	128	382	3,611
NATIONAL BANK (CR)	198	2,998	13,953
OPAP (CR)	21	58	709
OTE (CR)	11	24	1,249
P.P.A. S.A. (CR)	1	3	674
PIRAEUS FINANCIAL HOLD (CR)	127	1,783	34,269
PPC (CR)	158	807	21,352
TERNA ENERGY (CR)	36	107	5,577
TITAN CEMENT (CB)	17	35	1,146
VIOHALCO SA/NV (CB)	17	81	5,713
Index Options	5	51	806
FTSE/Athex Large Cap	5	51	806
Stock Options	0	0	773
ALPHA SERVICES HOLD (CR)	0	0	0
NATIONAL BANK (CR)	0	0	559
OPAP (CR)	0	0	105
OTE (CR)	0	0	5
PIRAEUS FINANCIAL HOLD (CR)	0	0	0
PPC (CR)	0	0	104
Total Derivatives Traded	1,435	15,880	267,179

Number of Outstanding Securities	Nominal Value	Dividends [1] 2019 2020 2021	Date of Last Coupon Dividend [2] Right	Note	Shares	Closing price	% change	Previous closing price/date	Open price	Price min	Price max	Last price	Avg price	Last Bid [7]	Last Ask [7]	P/E after tax	Year	Volume	Trades	Transactions Value[8]	Company Mkt Value (thou. €)	Year low	Year high	Sector[4]
Suspension Status																								
5,867,311	0.300	-- --	11/08/2010 28/04/2017	5243	DIONIC (CR)	0.11	-- ↘	0.11 30/06/2020	--	--	--	--	--	--	--	--	--	--	--	--	645.40	0.11	0.11	50205010
66,948,210	0.300	-- --	22/09/2015 22/09/2015	5179	FOLLI FOLLIE (CR)	4.8	-- ↘	4.8 24/05/2018	--	--	--	--	--	--	--	--	--	--	--	--	321,351.41	4.8	4.8	40401030
12,417,000	0.310	-- --	27/08/2019 28/08/2017	5233	MLS MULTIMEDIA SA (CR)	0.57	-- ↘	0.57 12/05/2020	--	--	--	--	--	--	--	--	--	--	--	--	7,077.69	0.57	0.57	10101015
33,301,715	0.320	-- --	27/06/2003 08/07/2009	5241	AEGEK (CR)	0.035	-- ↘	0.035 25/06/2020	--	--	--	--	--	--	--	--	--	--	--	--	1,165.56	0.035	0.035	50101010
4,737,503	0.320	-- --	22/06/2005 22/09/2015	5115	VARANGIS AVEPE S.A. (CR)	0.11	-- ↘	0.11 02/03/2022	--	--	--	--	--	--	--	--	--	--	--	--	521.13	0.11	0.11	40202015
77,126,446	0.340	-- --	23/05/2005 18/08/2011	5206	G.E. DIMITRIOU (CR)	0.0125	-- ↘	0.0125 30/04/2019	--	--	--	--	--	--	--	--	--	--	--	--	964.08	0.0125	0.0125	40202020
7,085,888	1.59	-- --	02/07/1996 06/09/2010	5216	ELVIEK (CR)	2.6	-- ↘	2.6 30/09/2019	--	--	--	--	--	--	--	--	--	--	--	--	18,423.31	2.6	2.6	35101010
25,179,640	0.600	-- --	08/08/1994 19/09/2000	5191	J.BOUTARIS & SON (CR)	0.026	-- ↘	0.026 01/10/2018	--	--	--	--	--	--	--	--	--	--	--	--	742.45	0.026	0.026	45101015
1,540,000	0.600	-- --	08/08/1994 19/09/2000	5192	J.BOUTARIS & SON (PR)	0.057	-- ↘	0.057 01/10/2018	--	--	--	--	--	--	--	--	--	--	--	--	742.45	0.057	0.057	45101015
7,734,375	1.00	-- --	09/07/2007 07/01/2011	5266	LIVANIS SA (CR)	0.185	-- ↘	0.185 03/05/2022	--	--	--	--	--	--	--	--	--	--	--	--	1,430.86	0.136	0.2	40301030

Shares' Notes

Code	Note text
()	- Adjusted dividends.
*	- Last adjusted closing price.
[1]	- Net dividends.
[2]	- The "Date of Last Coupon" for New listings refers to the date company's stocks started to trade in Athex
[3]	- The Company Market Value is referred to the number of outstanding shares
[4]	- Sectors codification can be found in Appendix A
[5]	- The Market Value refers to the total number of shares listed (including their several classes) in the exchange by the company.
[6]	- P/E greater than 100
[7]	- Last view of the Order Book before the end of the trading session
[8]	- All Blocks Methods' Transactions Value are included.
4750	- Transfer to the Under Surveillance Category from 8/4/2011.
4912	- Transfer to the Surveillance Category as of 31/7/2012.
4955	- Transfer to the Surveillance Category as from 5/4/2013.
4957	- Transfer to the Surveillance Category as from 5/4/2013.
4958	- Transfer to the Surveillance Category as from 5/4/2013.
4959	- Transfer to the Surveillance Category as from 5/4/2013.
5093	- Transfer to the Surveillance Category as of 8/4/2015.
5115	- Transfer to the Surveillance Category as of 15/04/2016.
5141	- Transfer to the Surveillance Category as of 10/05/2017.
5160	- Transfer to the Surveillance Category as of 15/04/2016.
5162	- Transfer to the Under Supervision Category as of 21/12/2009.
5165	- Transfer to the Surveillance Category as of 15/02/2018.
5179	- Suspension of trading as of 25/05/2018.
5191	- Suspension of trading as of 02/10/2018.
5192	- Suspension of trading as of 02/10/2018.
5193	- Transfer to the Surveillance Category as of 25/10/2018.
5194	- Transfer to the Surveillance Category as of 25/10/2018.
5197	- Transfer to the Surveillance Category as of 07/11/2018.
5206	- Suspension of trading as of 02/05/2019.
5216	- Suspension of trading as of 01/10/2019.
5232	- Transfer to the Under Surveillance Category from 08/04/2011.
5233	- Suspension of trading as of 13/05/2020.
5241	- Suspension of trading as of 26/06/2020.
5243	- Suspension of trading as of 01/07/2020.
5245	- Transfer to the Surveillance Category as of 09/07/2020.
5248	- Transfer to the Surveillance Category as of 06/09/20116.
5253	- Transfer to the Surveillance Category as of 14/5/2021.
5266	- Suspension of trading as of 04/05/2022.
5269	- Share capital increase in progress through a rights issue. Rights' trading period on ATHEX: 22/07/2022 - 01/08/2022, pre-emption rights' subscription period: 22/07/2022 - 04/08/2022.

Securities Blocks Details

Securities	Block Volume	Price	Block Trade Value	Time of approval	Note
EUROBANK HOLDINGS (CR)	400,000	0.858	343,200.00	11:27:46	20
EUROBANK HOLDINGS (CR)	795,637	0.859	683,452.18	11:32:57	20

Blocks Notes

9 - Method 6-1 / Special Fees

10 - Method 6-1 / Special Fees, SDS

14 - Method 6-3 / Settlement, Incomplete Buy and Sell

18 - Method 6-2 / SPOT 1

19 - Method 6-2 / SPOT 2

20 - Method 6-1 and Method 6-1 Same Day Settlement

21 - Other Pre-agreed

Shares Rights Details

Occurred date	Exercise from	Exercise until	Trading until	Rights	Price min	Price max	Closing price	Last Bid	Last Ask	Volume	Trades	Transactions Value
19/07/2022	22/07/2022	04/08/2022	01/08/2022	ALPHA TRUST-ANDROMEDA INVEST	0.002	0.010	0.010	108,861	38	253.34

Forced Sales Details

Securities	Category of Security	Transactions Volume	Number of Trades	Transactions Value	Note
No Forced Transactions.					

Forced Sales Notes

- 1 - Compulsory Public Forced Sales
- 2 - Forced Sales of Fixed Registered Shares
- 3 - Forced Sales of Remaining Fractional Shares

Exchange Traded Funds (ETFs) Characteristics

	Transactions Date (T)	Creation / Redemption	Units (T-1)	New Units (T-1)	Redemption Units (T-1)	Units (T) [1]	Fund Assets [2]	Net Unit Price	Dividend per Unit	Dividend Date
ALPHA ETF FTSE Athex Large Cap	28/07/2022	5,000	906,928	---	---	906,928	18,218,130.00	20.0877	0.52	01/07/2022

ETFs Notes

[1] - Units (T) = Units (T-1) + New Units (T-1) - Redemption Units (T-1)

[2] - The Creation / Redemption Units of T-1 are included.

Non Convertible Corporate Bonds - Regulated Market

Num Listed Bonds	Nominal price	Issue price	Today's Rate	Exp. Date	Duration (years)	Note	Coupon		Trading Unit	Corporate Bonds	Accrued Int.	Yield.T.Mat	Price min	Price max	Closing price	Previous closing price/date	Volume	Transactions Value	Last order		ear min	Year max		
							Common	Preferred											Price	Buy / Sell			Date	
100,000	1,000.00	1,000.00	2.95	11/02/2027	5	---	1	---	1	SAFE BULKERS PARTICIPATIONS PLC (Non Convertible)	14.0125	5.3080	90.5000	91.0000	91.0000	90.5460	27/07/2022	20,000	18,455.24	90.5001	B	28/07/2022	88.9211	100.0000
320,000	1,000.00	1,000.00	3.40	21/07/2027	7	---	5	---	1	LAMDA DEVELOPMENT S.A. (Non Convertible)	1.0389	4.1610	95.0000	96.0000	95.6127	95.0000	27/07/2022	22,000	21,057.66	92.7000	B	28/07/2022	86.1000	102.0000
200,000	1,000.00	1,000.00	2.10	27/10/2027	7	---	4	---	1	O.P.A.P. S.A. (Non Convertible)	5.6000	2.8670	95.9643	95.9643	95.9643	95.4670	27/07/2022	2,000	1,930.49	92.6603	B	28/07/2022	90.1209	101.7500
200,000	1,000.00	1,000.00	1.90	23/03/2028	7	---	3	---	1	MOTOR OIL CORINTH REFINERIES SA (Non Convertible)	6.9139	3.8260	90.1100	91.0000	90.4735	90.9000	27/07/2022	31,000	28,261.13	90.2000	B	28/07/2022	88.7317	99.2000
100,000	1,000.00	1,000.00	2.70	25/05/2026	5	---	3	---	1	COSTAMARE PARTICIPATIONS PLC (Non Convertible)	5.1000	3.7600	96.0000	96.0000	96.0000	96.5000	27/07/2022	1,000	965.10	95.2000	B	28/07/2022	93.1800	102.0000
300,000	1,000.00	1,000.00	2.30	20/07/2028	7	---	3	---	1	PRODEA REIC S.A.(Non Convertible)	0.7667	5.0780	86.3000	87.0000	86.5527	85.7700	27/07/2022	104,000	90,094.51	85.7500	B	28/07/2022	85.0644	98.1000
150,000	1,000.00	1,000.00	2.65	22/10/2026	5	---	2	---	1	CPLP SHIPPING HOLDINGS PLC (Non Convertible)	7.1403	4.2120	94.0000	94.0000	94.0000	93.5000	26/07/2022	5,000	4,735.70	93.8000	B	28/07/2022	91.5000	100.0000
250,000	1,000.00	1,000.00	2.45	16/11/2028	7	---	2	---	1	ELVALHALCOR S.A. (Non Convertible)	5.2403	4.4370	88.7800	91.2345	89.7162	88.7880	27/07/2022	138,000	124,723.84	89.6000	B	28/07/2022	86.9800	100.2900
500,000	1,000.00	1,000.00	2.75	03/07/2027	7	---	5	---	1	GEK TERNA S.A. (Non Convertible)	2.1389	4.9540	90.0200	90.0200	90.0200	90.1350	27/07/2022	25,000	22,558.47	89.9000	B	28/07/2022	88.0000	99.0000
300,000	1,000.00	1,000.00	2.30	14/12/2028	7	---	2	---	1	GEK TERNA S.A. (Non Convertible)	3.0667	4.6140	88.0100	88.5000	88.1325	89.9000	27/07/2022	4,000	3,537.57	88.0100	B	28/07/2022	87.9280	100.0000
175,000	1,000.00	1,000.00	3.40	26/07/2024	5	---	7	---	1	ATTICA HOLDINGS S.A. (Non Convertible)	0.5667	5.4550	94.6500	95.9880	95.2208	94.7930	27/07/2022	94,000	89,560.78	94.7115	B	28/07/2022	93.2476	99.4500
230,000	1,000.00	1,000.00	4.70	12/07/2029	7	---	1	---	1	LAMDA DEVELOPMENT S.A. (Non convertible)	2.6111	4.6340	---	---	---	100.3000	27/07/2022	---	---	99.5600	B	28/07/2022	99.5620	101.0000
100,000	1,000.00	1,000.00	4.40	26/07/2029	7	---	1	---	1	CPLP SHIPPING HOLDINGS PLC (Non Convertible)	0.7333	4.2160	99.5000	101.0000	101.0000	100.0000	27/07/2022	45,000	44,856.80	99.5500	B	28/07/2022	97.0000	101.0000
200,000	1,000.00	1,000.00	3.60	12/03/2026	7	---	7	---	1	AEGEAN AIRLINES S.A. (Non Convertible)	14.0000	4.0840	95.5000	97.4600	96.8447	97.5000	27/07/2022	53,000	52,069.70	95.5101	B	28/07/2022	93.8900	101.3000
150,000	1,000.00	1,000.00	2.60	22/10/2026	7	---	6	---	1	TERNA ENERGY FINANCE S.A. (Non Convertible)	7.0056	3.8960	94.0000	94.8000	94.1818	93.5340	27/07/2022	22,000	20,874.12	94.5000	B	28/07/2022	92.1000	99.9900
100,000	1,000.00	1,000.00	2.80	25/01/2027	5	---	2	---	1	PREMIA S.A. (Non Convertible)	0.5444	5.4950	89.7700	90.0000	89.8850	90.0100	27/07/2022	10,000	8,993.94	89.5010	B	28/07/2022	89.2703	99.5000
120,000	1,000.00	1,000.00	3.95	04/04/2025	7	---	9	---	1	GEK TERNA S.A. (Non Convertible)	13.0569	3.4300	99.5500	100.0500	99.8189	99.5000	26/07/2022	82,000	82,922.17	99.5501	B	28/07/2022	99.0000	103.2000
90,000	1,000.00	1,000.00	3.00	11/05/2023	5	---	9	---	1	CORAL A.E. (Non Convertible)	6.8333	2.6600	99.9500	100.0000	99.9988	100.0000	25/07/2022	81,000	81,552.50	100.0000	B	28/07/2022	99.0001	102.0000

Corporate Bonds Notes

Transactions Volume = (Pieces) * (Nominal Price). Transactions Value = (Pieces) * (Nominal Price) * (price %) + (Accrued interest).

The price of a Bond is stated as a percentage (%) of Bond's Nominal Price.

Nominal Price in Euros (€), except if it is noted differently.

Non Convertible Corporate Bonds - Regulated Market

Num Listed Bonds	Nominal price	Issue price	Today's Rate	Exp. Date	Duration (years)	Note	Coupon		Trading Unit	Corporate Bonds	Accrued Int.	Yield.T.Mat	Price min	Price max	Closing price	Previous closing price/date	Volume	Transactions Value	Last order			ear min	Year max	
							Common	Preferred											Price	Buy / Sell	Date			
20,148	1,000.00	1,000.00	4.95	26/06/2023	5	---	9	---	1	B&F COMM. & GARM. INDUS. S.A. (Non Convertible)	4.8125	3.9770	---	---	---	100.1400	27/07/2022	---	---	99.2000	B	28/07/2022	99.0000	102.0000
120,000	1,000.00	1,000.00	2.65	06/12/2028	7	---	2	---	1	NOVAL PROPERTY REIC (Non Convertible)	4.1222	4.8670	88.2000	88.8500	88.7000	87.9520	27/07/2022	27,000	24,022.68	88.0000	B	28/07/2022	86.9173	100.0000

Corporate Bonds Notes

Transactions Volume = (Pieces) * (Nominal Price). Transactions Value = (Pieces) * (Nominal Price) * (price %) + (Accrued interest).

The price of a Bond is stated as a percentage (%) of Bond's Nominal Price.

Nominal Price in Euros (€), except if it is noted differently.

Government Bonds

Number Listed Bonds	Nominal price	Today's Rate	Accrued Interest Calc	Exp. Date [1]	Duration (years)	Note	Coupons Date	Curr. coupon value	Trading Unit	Government Bonds	Price min	Price max	Closing price	Previous closing price/date	Volume	Transactions Value	Price	Last order Buy / Sell	Date
3,000,000	1,000.00	4.38	Actual/Actual	01/08/2022	5	---	01/08	4.38	1	GGB-FXD-010822-05Y-4.375-1.000	---	---	---	---	---	---	1.0000	B	28/11/2018
4,500,000	1,000.00	1.88	Actual/Actual	04/02/2035	15	---	04/02	1.88	1	GGB-FXD-040235-15Y-1.875-1.000	---	---	---	---	---	---	---	---	---
2,500,000	1,000.00	3.45	Actual/Actual	02/04/2024	5	---	02/04	3.45	1	GGB-FXD-020424-05Y-3.450-1.000	---	---	---	---	---	---	---	---	---
6,000,000	1,000.00	0.75	Actual/Actual	18/06/2031	10	---	18/06	0.75	1	GGB-FXD-180631-10Y-0.750-1.000	---	---	---	---	---	---	---	---	---
4,355,990,324	1.00	3.50	Actual/Actual	30/01/2023	5	---	01/02 - 31/01	3.50	1	GGB-FXD-300123-05Y-3.500-1.00	---	---	---	94.5720 13/07/2018	---	---	1.0000	B	28/11/2018
5,962,747,327	1.00	3.75	Actual/Actual	30/01/2028	10	---	/02 - 01/02 - 31/	3.75	1	GGB-FXD-300128-10Y-3.750-1.00	---	---	---	85.4610 13/07/2018	---	---	1.0000	B	28/11/2018
7,067,309,386	1.00	3.90	Actual/Actual	30/01/2033	15	---	/02 - 01/02 - 31/	3.90	1	GGB-FXD-300133-15Y-3.900-1.00	---	---	---	78.6730 13/07/2018	---	---	1.0000	B	28/11/2018
5,472,848,349	1.00	4.00	Actual/Actual	30/01/2037	19	---	/02 - 01/02 - 31/	4.00	1	GGB-FXD-300137-19Y-4.000-1.00	---	---	---	77.0370 13/07/2018	---	---	1.0000	B	28/11/2018
5,276,770,669	1.00	4.20	Actual/Actual	30/01/2042	24	---	/02 - 01/02 - 31/	4.20	1	GGB-FXD-300142-24Y-4.200-1.00	---	---	---	77.7640 13/07/2018	---	---	1.0000	B	28/11/2018
119,550,565	1.00	4.30	Actual/Actual	24/02/2023	11	---	24/02	4.30	1	GGB-FXD-240223-11Y-2.000-1.00	---	---	---	10.0000 22/06/2015	---	---	10.0000	B	11/07/2019
48,794,718	1.00	4.30	Actual/Actual	24/02/2024	12	---	24/02	4.30	1	GGB-FXD-240224-12Y-2.000-1.00	---	---	---	10.0000 22/06/2015	---	---	---	---	---
40,248,141	1.00	4.30	Actual/Actual	24/02/2025	13	---	24/02	4.30	1	GGB-FXD-240225-13Y-2.000-1.00	---	---	---	10.0000 22/06/2015	---	---	---	---	---
59,586,043	1.00	4.30	Actual/Actual	24/02/2026	14	---	24/02	4.30	1	GGB-FXD-240226-14Y-2.000-1.00	---	---	---	10.0000 22/06/2015	---	---	---	---	---
41,118,344	1.00	4.30	Actual/Actual	24/02/2027	15	---	24/02	4.30	1	GGB-FXD-240227-15Y-2.000-1.00	---	---	---	10.0000 22/06/2015	---	---	---	---	---
45,137,734	1.00	4.30	Actual/Actual	24/02/2028	16	---	24/02	4.30	1	GGB-FXD-240228-16Y-2.000-1.00	---	---	---	10.0000 22/06/2015	---	---	---	---	---
61,768,888	1.00	4.30	Actual/Actual	24/02/2029	17	---	24/02	4.30	1	GGB-FXD-240229-17Y-2.000-1.00	---	---	---	10.0000 22/06/2015	---	---	---	---	---
54,567,744	1.00	4.30	Actual/Actual	24/02/2030	18	---	24/02	4.30	1	GGB-FXD-240230-18Y-2.000-1.00	---	---	---	10.0000 22/06/2015	---	---	---	---	---
37,541,515	1.00	4.30	Actual/Actual	24/02/2031	19	---	24/02	4.30	1	GGB-FXD-240231-19Y-2.000-1.00	---	---	---	10.0000 22/06/2015	---	---	---	---	---
37,558,317	1.00	4.30	Actual/Actual	24/02/2032	20	---	24/02	4.30	1	GGB-FXD-240232-20Y-2.000-1.00	---	---	---	10.0000 22/06/2015	---	---	---	---	---
37,473,732	1.00	4.30	Actual/Actual	24/02/2033	21	---	24/02	4.30	1	GGB-FXD-240233-21Y-2.000-1.00	---	---	---	10.0000 22/06/2015	---	---	---	---	---
33,888,293	1.00	4.30	Actual/Actual	24/02/2034	22	---	24/02	4.30	1	GGB-FXD-240234-22Y-2.000-1.00	---	---	---	10.0000 22/06/2015	---	---	---	---	---
35,177,800	1.00	4.30	Actual/Actual	24/02/2035	23	---	24/02	4.30	1	GGB-FXD-240235-23Y-2.000-1.00	---	---	---	10.0000 22/06/2015	---	---	---	---	---
35,547,268	1.00	4.30	Actual/Actual	24/02/2036	24	---	24/02	4.30	1	GGB-FXD-240236-24Y-2.000-1.00	---	---	---	10.0000 22/06/2015	---	---	---	---	---
40,246,306	1.00	4.30	Actual/Actual	24/02/2037	25	---	24/02	4.30	1	GGB-FXD-240237-25Y-2.000-1.00	---	---	---	10.0000 22/06/2015	---	---	---	---	---
37,643,952	1.00	4.30	Actual/Actual	24/02/2038	26	---	24/02	4.30	1	GGB-FXD-240238-26Y-2.000-1.00	---	---	---	10.0000 22/06/2015	---	---	---	---	---
36,977,100	1.00	4.30	Actual/Actual	24/02/2039	27	---	24/02	4.30	1	GGB-FXD-240239-27Y-2.000-1.00	---	---	---	10.0000 22/06/2015	---	---	---	---	---
41,615,000	1.00	4.30	Actual/Actual	24/02/2040	28	---	24/02	4.30	1	GGB-FXD-240240-28Y-2.000-1.00	---	---	---	10.0000 22/06/2015	---	---	---	---	---
42,227,208	1.00	4.30	Actual/Actual	24/02/2041	29	---	24/02	4.30	1	GGB-FXD-240241-29Y-2.000-1.00	---	---	---	10.0000 22/06/2015	---	---	---	---	---
68,288,487	1.00	4.30	Actual/Actual	24/02/2042	30	---	24/02	4.30	1	GGB-FXD-240242-30Y-2.000-1.00	---	---	---	10.0000 22/06/2015	---	---	---	---	---
4,000,000	1,000.00	3.88	Actual/Actual	12/03/2029	10	---	12/03	3.88	1	GGB-FXD-120329-10Y-3.875-1.000	---	---	---	---	---	---	100.0000	B	15/10/2019
4,500,000	1,000.00	0.00	Actual/Actual	12/02/2026	5	---	12/02	0.00	1	GGB-FXD-120226-05Y-0.000-1.000	---	---	---	---	---	---	---	---	---
3,000,000	1,000.00	3.38	Actual/Actual	15/02/2025	7	---	15/02	3.38	1	GGB-FXD-150225-07Y-3.375-1.000	---	---	---	---	---	---	---	---	---
250,250	1,000.00	2.90	Actual/Actual	20/03/2023	4	---	20/03	2.90	1	GGB-FXD-200323-04Y-2.900-1.000	---	---	---	---	---	---	---	---	---
964,000	1,000.00	3.25	Actual/Actual	20/03/2025	6	---	20/03	3.25	1	GGB-FXD-200325-06Y-3.250-1.000	---	---	---	---	---	---	---	---	---

Government Bonds Notes

Transactions Volume = (Pieces) * (Nominal Price). Transactions Value = (Pieces) * (Nominal Price) * (price %) + (Accrued interest).

The Value of current coupon for the issues with NV 0.01 euro refers to NV 100 euros

FLR: Floating Interest Rate.

[1] - The Expiration Date of the interest bearing period and the Date for coupon payment.

Government Bonds

Number Listed Bonds	Nominal price	Today's Rate	Accrued Interest Calc	Exp. Date [1]	Duration (years)	Note	Coupons Date	Curr. coupon value	Trading Unit	Government Bonds	Price min	Price max	Closing price	Previous closing price/date	Volume	Transactions Value	Price	Last order Buy / Sell	Date
2,100,000	1,000.00	3.55	Actual/Actual	20/03/2026	7	---	20/03	3.55	1	GGB-FXD-200326-07Y-3.550-1.000	---	---	---	---	---	---	---	---	---
40,000	1,000.00	0.22	FLR Actual/360	16/09/2022	1	---	16/03 - 16/09	---	1	GGB-FLT-160922-01Y-0.108-1.000	---	---	---	---	---	---	---	---	---
5,500,000	1,000.00	1.50	Actual/Actual	18/06/2030	10	---	18/06	1.50	1	GGB-FXD-180630-10Y-1.500-1.000	---	---	---	---	---	---	---	---	---
5,364,250	1,000.00	3.25	Actual/Actual	20/03/2050	30	---	20/03	3.25	1	GGB-FXD-200350-30Y-3.250-1.000	---	---	---	---	---	---	---	---	---
3,924,361	1,000.00	2.00	Actual/Actual	22/04/2027	7	---	22/04	2.00	1	GGB-FXD-220427-07Y-2.000-1.000	---	---	---	---	---	---	99.9000	B	22/04/2020
2,500,000	1,000.00	1.88	Actual/Actual	23/07/2026	7	---	23/07	1.88	1	GGB-FXD-230726-07Y-1.875-1.000	---	---	---	---	---	---	---	---	---
3,500,000	1,000.00	1.88	Actual/Actual	24/01/2052	30	---	24/01	1.88	1	GGB-FXD-240152-30Y-1.875-1.000	---	---	---	---	---	---	---	---	---
3,500,000	1,000.00	1.75	Actual/Actual	18/06/2032	10	---	18/06	1.75	1	GGB-FXD-180632-10Y-1.750-1.000	---	---	---	---	---	---	---	---	---
1,000,000	1,000.00	1.13	FLR Actual/360	15/12/2027	5	---	- 15/12 - 15/03 -	---	1	GGB-FLT-151227-05Y-1.130-1.000	---	---	---	---	---	---	---	---	---

Government Bonds Notes

Transactions Volume = (Pieces) * (Nominal Price). Transactions Value = (Pieces) * (Nominal Price) * (price %) + (Accrued interest).

The Value of current coupon for the issues with NV 0.01 euro refers to NV 100 euros

FLR: Floating Interest Rate.

[1] - The Expiration Date of the interest bearing period and the Date for coupon payment.

Treasury Bills & Zero Coupon Government Bonds

Issue Date	13-Week Maturity									26-Week Maturity									52-Week Maturity								
	Exp. Date	Initial Rate	Num Listed Bonds	Nominal price	Issue price	Last Trade Price	Last Trade Date	Volume Traded	Note	Exp. Date	Initial Rate	Num Listed Bonds	Nominal price	Issue price	Last Trade Price	Last Trade Date	Volume Traded	Note	Exp. Date	Initial Rate	Num Listed Bonds	Nominal price	Issue price	Last Trade Price	Last Trade Date	Volume Traded	Note
10/09/2021	---	---	---	---	---	---	---	---	---	---	---	---	---	---	---	---	---	---	09/09/2022	-0.31	1,000,000	1,000.00	1,003.14	---	---	---	---
10/12/2021	---	---	---	---	---	---	---	---	---	---	---	---	---	---	---	---	---	---	09/12/2022	-0.40	600,000	1,000.00	1,004.06	---	---	---	---
11/03/2022	---	---	---	---	---	---	---	---	---	---	---	---	---	---	---	---	---	---	10/03/2023	-0.23	1,000,000	1,000.00	1,002.30	---	---	---	---
10/06/2022	---	---	---	---	---	---	---	---	---	---	---	---	---	---	---	---	---	---	09/06/2023	0.83	1,600,000	1,000.00	991.68	---	---	---	---

Bonds in Circulation	Currency / Min nominal traded Value	Coupons Payment Date	Current Coupon Value	Note	Coupon	Trading Unit	Issue Date	Duration (years)	Today's Interest	A.I.C in days	Bonds	Last price of previous days		Last Outcry in Cash (euro)		Trades in Pieces	Life min	Life Max	
												Price	Buy / Sell	Price	Buy / Sell				
Corporate Bonds in Foreign Currency and Euro																			
103,746	GBP / 10	01/12	0.25	---	63	1	01/12/1930	98	2.5	360	National Mortgage Bank	2.27	05/02/1996	2.27	S	05/02/1996	---	2.27	2.27
0	GBP / 10	01/12	0.25	---	65	1	01/12/1928	100	2.5	360	National Mortgage Bank	---	---	---	---	---	---	---	---

Government Bonds Notes

A.I.C: Accrued Interest Calculation base.

FLR: Floating Interest Rate.

The minimum tradeable Nominal Value for all Demeterialised Government Titles is 100 Euros.

(μφρ-0)

Athex & ATHEXClear Members List

Member Name				Stock Market			Derivatives Market		ATHEXClear Member	
	Address	Phone	Fax	Market Member	Remote Member	Market Maker	Proprietary	Market Maker	General Clearing	Direct Clearing
A. SARRIS SECURITIES S.A.				a						
6, ΔΡΑΓΑΤΣΑΝΙΟΥ 6 ΑΘΗΝΑ	2103367700									
AEONIC SECURITIES C.I.F. P.L.C.				a	a					
, ΛΑΪΟΥ 6, ΓΡ. 301B, ANNA COURT	35725337600									
ALPHA BANK S.A.									a	
, ΣΤΑΔΙΟΥ 40 ΑΘΗΝΑ	2103260000									
ALPHA FINANCE INVESTMENT SERVICES SINGLE MEMBER SA				a		a	a	a		a
5, ΜΕΡΛΙΝ 5 ΑΘΗΝΑ	2103677400									
ARGUS STOCKBROKERS LTD				a	a		a			
25 , 25 ΛΕΩΦΟΡΟΣ ΔΗΜΟΣΘΕΝΗ ΣΕΒΕΡΗ	0035722717000									
ATLANTIC SECURITIES LTD				a	a					
37, ΠΡΟΔΡΟΜΟΥ 37	0035722445400									
AXON SECURITIES S.A.				a			a			
48, ΣΤΑΔΙΟΥ 48 ΑΘΗΝΑ	2103363800									
BETA SECURITIES S.A.				a		a	a			a
29 , Α.ΑΛΕΞΑΝΔΡΑΣ 29 ΑΘΗΝΑ	2106478930									
BNP PARIBAS SECURITIES SERVICES									a	
2, ΛΑΜΨΑΚΟΥ 2 ΑΘΗΝΑ	2107468500									
BOFA SECURITIES EUROPE SA				a	a					
, 112 AVENUE KL'BER 75116	+33 153655555									
CAPITAL SECURITIES S.A.				a			a			
58, ΜΗΤΡΟΠΟΛΕΩΣ 58 ΑΘΗΝΑ	2103369700									
CITIGROUP GLOBAL MARKETS EUROPE AG				a	a					
16, REUTERWEG 16	+49 691366-0									
CITIGROUP GLOBAL MARKETS LIMITED				a						
1, 33 CANADA SQUARE -CANARY WHARF	+44 02079864000									
CREDIT SUISSE BANK (EUROPE), S.A.				a	a					
, CALLE AYALA 42, 3A PLANTA-B MADRID	+34917916000									
CREDIT SUISSE SECURITIES (EUROPE) LIMITED				a						
1 , ONE CABOT SQUARE LONDON	+44 2078888888									
CYCLOS SECURITIES S.A.				a			a			
39, ΠΑΝΕΠΙΣΤΗΜΙΟΥ 39 ΑΘΗΝΑ	2103364300									
DEUTSCHE BANK S.A.					a					
1 , GREAT WINCHESTER STREET LONDON	+44 20 754 54209	00441133361437								
EUROBANK EQUITIES INVESTMENT FIRM SINGLE MEMBER SA				a		a	a	a		a
, ΦΙΛΕΛΛΗΝΩΝ 10 & ΞΕΝΟΦΩΝΤΟΣ 13 ΑΘΗΝΑ	2103720425									
EUROBANK S.A.									a	
, ΟΘΩΝΟΣ 8 ΑΘΗΝΑ	2103337000									
EUROCORP INVESTMENT SERVICES S.A.				a			a			a
14, ΠΛ.ΦΙΛΙΚΗΣ ΕΤΑΙΡΕΙΑΣ 14 ΑΘΗΝΑ	2107263600									
EUOTRUST INVESTMENT FIRM SA				a						
113, ΣΕΒΑΣΤΟΥΠΟΛΕΩΣ 113 ΑΘΗΝΑ	2103363100									
EUROXX SECURITIES S.A.				a		a	a	a		a
7, ΠΑΛΑΙΟΛΟΓΟΥ ΧΑΛΑΝΔΡΙ	(210)-6879400	(210)-6879401								
7, ΠΑΛΕΟΛΟΓΟΥ ΧΑΛΑΝΔΡΙ	+30 2106879400	210-6879401								
G. A. PERVANAS SECURITIES- INVESTMENT SERVICES S.A.				a						
7-9, ΣΟΦΟΚΛΕΟΥΣ 7-9 ΑΘΗΝΑ	2103727200									
GLOBAL CAPITAL SECURITIES & FINANCIAL SERVICES LTD				a	a					
50, Λ.ΑΡΧΙΕΠΙΣΚΟΠΟΥ ΜΑΚΑΡΙΟΥ Γ50	0035722710710									
HELLENIC AMERICAN SECURITIES S.A.				a		a	a			a
27, ΑΝΔΡΕΑ ΠΑΠΑΝΔΡΕΟΥ 27 ΜΑΡΟΥΣΙ	2103311100									
HELLENIC BANK (INVESTMENTS) LTD					a					
, ΑVE.KYΡΙΑΚΟΥ ΜΑΤΣΙ 31 - ΡΟ BOX 24747 NICOSIA	+357 22500100	357 22500110								
HSBC CONTINENTAL EUROPE									a	
109-111, Α.ΜΕΣΟΓΕΙΩΝ 109-111	2106960000									
INDEX SECURITIES S.A.				a						
6, ΔΡΑΓΑΤΣΑΝΙΟΥ 6 ΑΘΗΝΑ	2103213920									
J. CHR. MAVRIKIS SECURITIES S.A.				a						
5, ΣΟΦΟΚΛΕΟΥΣ 5 ΑΘΗΝΑ	2103216730									
KAPPA SECURITIES S.A.				a			a			
15, ΒΑΛΛΑΡΙΤΟΥ 15 ΑΘΗΝΑ	2103678600									
KARAMANOF SECURITIES & INVESTMENT SERVICES S.A.				a						
2, ΠΛ.ΑΓ.ΘΕΟΔΩΡΩΝ 2 ΑΘΗΝΑ	2103212947									

Athex & ATHEXClear Members List

Member Name				Stock Market			Derivatives Market		ATHEXClear Member	
	Address	Phone	Fax	Market Member	Remote Member	Market Maker	Proprietary	Market Maker	General Clearing	Direct Clearing
LAIKI FINANCIAL SERVICES LTD					a					
26, AVE. VYRONOS NICOSIA	357 22367367	357 22718567								
LEON DEPOLAS SECURITIES S.A.				a		a	a			
1, ΧΡΗΣΤΟΥ ΛΑΔΑ 1 ATHINA	2103213276 -28									
MEGA EQUITY SECURITIES & FINANCIAL SERVICES PUBLIC LTD				a	a		a			
42-44, ΛΕΩΦ.ΓΡΙΒΑ ΔΙΓΕΝΗ 42-44	0035722711711									
MERIT SECURITIES S.A				a		a	a			a
5, ΣΟΦΟΚΛΕΟΥΣ 5 ATHINA	2103671880									
MERRILL LYNCH INTERNATIONAL				a						
2 , 2 KING EDWARD STREET LONDON	+44 20276281000									
N. CHRYSOCHOIDIS SECURITIES S.A.				a			a			a
7-9, ΣΟΦΟΚΛΕΟΥΣ 7-9 ATHINA	2103213913									
NATIONAL BANK OF GREECE S.A.				a			a		a	
86, ΑΙΟΛΟΥ ΣΤΡ. ΑΘΗΝΑ	(210)-3341000	(210)-3228187								
68, ΑΚΑΔΙΜΙΑΣ ΣΤΡ. ΑΘΗΝΑ	(210)-3328817	(210)-3328678								
NATIONAL SECURITIES SINGLE MEMBER SA				a		a	a	a		
66, ΛΕΩΦΟΡΟΣ ΑΘΗΝΩΝ 128-132 & ΙΦΙΓΕΝΙΑΣ ΑΘΗΝΑ	2103328784									
NUNTIUS BROKERAGE AND INVESTMENT SERVICES S.A				a						
6, ΔΡΑΓΑΤΣΑΝΙΟΥ 6 ΑΘΗΝΑ	2103350599									
ONE PLUS CAPITAL LIMITED				a	a					
, 75 PRODROMOU AVENUE NICOSIA 1307	35722873760									
OPTIMA BANK S.A.				a		a	a	a	a	
32 , ΑΙΓΙΑΛΕΙΑΣ 32 & ΠΑΡΑΔΕΙΣΟΥ ΜΑΡΟΥΣΙ	2108173663									
PANTELAKIS SECURITIES S.A.				a		a	a	a		
57, ΕΘΝΙΚΗΣ ΑΝΤΙΣΤΑΣΕΩΣ 57, ΚΤΙΡΙΟ Β CHALANDRI	2106965000									
PEGASUS SECURITIES S.A				a			a			
17 , ΒΑΛΛΩΡΙΤΟΥ 17 & ΑΜΕΡΙΚΗΣ ΑΘΗΝΑ	2103670700									
PIRAEUS BANK S.A.				a			a		a	
, ΑΜΕΡΙΚΗΣ 4 ΑΘΗΝΑ	2103335000									
PIRAEUS SECURITIES S. A.				a		a	a	a		a
10, ΣΤΑΔΙΟΥ 10 ΑΘΗΝΑ	2103354100									
PROCHOICE SECURITIES LTD				a	a					
57, ΛΕΩΦ.ΣΠΥΡΟΥ ΚΥΠΡΙΑΝΟΥ 57, ΑΚΙΝΗΤΑ Φ	035724661192									
SHARELINK SECURITIES & FINANCIAL SERVICES LTD				a			a			
6 , HOUSE-ΘΕΟΤΟΚΗ 6 ΜΕΓΑΡΟ ΕΛΛΗΝΑ	+357 22554200									
SOCIETE GENERALE S.A.				a	a		a			
, 17 COURS VALMY, CEDEX	+157290504									
SOLIDUS SECURITIES S.A				a			a			a
64, ΛΟΥΙΖΗΣ ΡΙΑΝΚΟΥΡ 64 ΑΘΗΝΑ	2106900600									
ST. EM. LAVRENTAKIS SECURITIES S.A.				a			a			
7-9, ΣΟΦΟΚΛΕΟΥΣ 7-9 ΑΘΗΝΑ	2103213336									
THE CYPRUS INVESTMENT & SECURITIES CORPORATION LTD				a	a					
154, ΑΓΙΟΥ ΠΡΟΚΟΠΙΟΥ & ΠΟΣΕΙΔΩΝΟΣ 1	0035722121700									
UBS EUROPE SE				a	a					
, OPERNTURM, BOCKENHEIMER LANDSTRASSE 2-4	496921790									
UBS LIMITED					a					
1 , FINSBURY AVENUE LONDON	+44 2075687135									

List of Stocks under Market Making operations

Securities	Market Maker	Start Market Making	Stock Category
MLS MULTIMEDIA SA (CR)			Suspension Status
	PIRAEUS SECURITIES S. A.	01/08/2019	
ALPHA ETF FTSE Athex Large Cap			Exchange Traded Funds (ETFs)
	ALPHA FINANCE INVESTMENT SERVICES SINGLE MEMBER SA	02/01/1900	
	NATIONAL SECURITIES SINGLE MEMBER SA	02/01/1900	
ADMIE (IPTO) HOLDING S.A. (CR)			Main Market
	EUROBANK EQUITIES INVESTMENT FIRM SINGLE MEMBER SA	24/05/2021	
	HELLENIC AMERICAN SECURITIES S.A.	09/03/2020	
	PIRAEUS SECURITIES S. A.	29/06/2017	
AEGEAN AIRLINES (CR)			Main Market
	EUROBANK EQUITIES INVESTMENT FIRM SINGLE MEMBER SA	22/09/2020	
ALPHA SERVICES HOLD (CR)			Main Market
	ALPHA FINANCE INVESTMENT SERVICES SINGLE MEMBER SA	29/02/2016	
	EUROBANK EQUITIES INVESTMENT FIRM SINGLE MEMBER SA	22/10/2006	
	HELLENIC AMERICAN SECURITIES S.A.	25/07/2014	
	LEON DEPOLAS SECURITIES S.A.	04/01/2016	
	MERIT SECURITIES S.A	03/09/2012	
	NATIONAL SECURITIES SINGLE MEMBER SA	02/01/1900	
	PIRAEUS SECURITIES S. A.	28/05/2009	
ALPHA TRUST (CR)			Main Market
	LEON DEPOLAS SECURITIES S.A.	04/01/2021	
ANDROMEDA SA (CR)			Main Market
	BETA SECURITIES S.A.	15/02/2021	
AS COMPANY SA (CR)			Main Market
	EUROBANK EQUITIES INVESTMENT FIRM SINGLE MEMBER SA	01/04/2019	
ATTICA BANK S.A. (CR)			Main Market
	EUROXX SECURITIES S.A.	22/01/2016	
AUTOHELLAS SA (CR)			Main Market
	ALPHA FINANCE INVESTMENT SERVICES SINGLE MEMBER SA	01/07/2019	
	EUROXX SECURITIES S.A.	02/07/2018	
AVAX S.A. (CR)			Main Market
	EUROBANK EQUITIES INVESTMENT FIRM SINGLE MEMBER SA	14/12/2015	
	PIRAEUS SECURITIES S. A.	01/02/2021	
AVE (CR)			Main Market
	EUROXX SECURITIES S.A.	05/06/2020	
BRIQ PROPERTIES (CR)			Main Market
	EUROBANK EQUITIES INVESTMENT FIRM SINGLE MEMBER SA	09/09/2019	
	LEON DEPOLAS SECURITIES S.A.	22/02/2021	
BYTE COMPUTER SA (CR)			Main Market
	MERIT SECURITIES S.A	04/08/2008	
CC HBC AG (CR)			Main Market
	BETA SECURITIES S.A.	08/03/2021	
	NATIONAL SECURITIES SINGLE MEMBER SA	02/01/1900	
	PIRAEUS SECURITIES S. A.	04/05/2015	
CENERGY HOLDINGS (CB)			Main Market
	ALPHA FINANCE INVESTMENT SERVICES SINGLE MEMBER SA	02/01/2016	
	EUROBANK EQUITIES INVESTMENT FIRM SINGLE MEMBER SA	02/01/2016	
	OPTIMA BANK S.A.	14/03/2022	
CNL CAPITAL (CR)			Main Market
	MERIT SECURITIES S.A	01/10/2018	
EKTER SA (CR)			Main Market
	EUROBANK EQUITIES INVESTMENT FIRM SINGLE MEMBER SA	16/10/2017	
	LEON DEPOLAS SECURITIES S.A.	21/05/2018	
ELASTRON (CR)			Main Market
	LEON DEPOLAS SECURITIES S.A.	20/02/2017	
ELLAKTOR (CR)			Main Market
	ALPHA FINANCE INVESTMENT SERVICES SINGLE MEMBER SA	18/03/2019	
	EUROBANK EQUITIES INVESTMENT FIRM SINGLE MEMBER SA	01/06/2012	
	EUROXX SECURITIES S.A.	24/09/2018	
	NATIONAL SECURITIES SINGLE MEMBER SA	02/01/1900	
	PIRAEUS SECURITIES S. A.	22/10/2018	
ELTON SA (CR)			Main Market
	BETA SECURITIES S.A.	03/09/2012	
	LEON DEPOLAS SECURITIES S.A.	01/04/2019	
ELVALHALCOR (CR)			Main Market
	ALPHA FINANCE INVESTMENT SERVICES SINGLE MEMBER SA	07/05/2018	
	EUROBANK EQUITIES INVESTMENT FIRM SINGLE MEMBER SA	07/05/2018	
ENTERSOFT (CR)			Main Market
	EUROBANK EQUITIES INVESTMENT FIRM SINGLE MEMBER SA	22/06/2020	

List of Stocks under Market Making operations

Securities	Stock Category
Market Maker	Start Market Making
EUROBANK HOLDINGS (CR)	Main Market
ALPHA FINANCE INVESTMENT SERVICES SINGLE MEMBER SA	09/01/2006
EUROBANK EQUITIES INVESTMENT FIRM SINGLE MEMBER SA	01/06/2012
HELLENIC AMERICAN SECURITIES S.A.	25/07/2014
LEON DEPOLAS SECURITIES S.A.	30/11/2018
MERIT SECURITIES S.A.	06/11/2017
NATIONAL SECURITIES SINGLE MEMBER SA	02/01/1900
PIRAEUS SECURITIES S. A.	28/09/2009
EYDAP S.A. (CR)	Main Market
ALPHA FINANCE INVESTMENT SERVICES SINGLE MEMBER SA	27/01/2020
EUROBANK EQUITIES INVESTMENT FIRM SINGLE MEMBER SA	10/06/2019
FOURLIS (CR)	Main Market
EUROBANK EQUITIES INVESTMENT FIRM SINGLE MEMBER SA	01/12/2016
PIRAEUS SECURITIES S. A.	06/03/2017
GEK TERNA (CR)	Main Market
BETA SECURITIES S.A.	08/03/2021
EUROBANK EQUITIES INVESTMENT FIRM SINGLE MEMBER SA	24/05/2021
PIRAEUS SECURITIES S. A.	29/08/2019
GR. SARANTIS S.A. (CR)	Main Market
BETA SECURITIES S.A.	14/05/2012
EUROBANK EQUITIES INVESTMENT FIRM SINGLE MEMBER SA	24/10/2016
HELLENIC EXCHANGES-A.S.E. (CR)	Main Market
HELLENIC AMERICAN SECURITIES S.A.	01/09/2014
NATIONAL SECURITIES SINGLE MEMBER SA	02/01/1900
PIRAEUS SECURITIES S. A.	04/05/2015
HELLENIC PETROLEUM (CR)	Main Market
HELLENIC AMERICAN SECURITIES S.A.	14/09/2015
PIRAEUS SECURITIES S. A.	20/03/2017
IDEAL HOLDINGS (CR)	Main Market
EUROBANK EQUITIES INVESTMENT FIRM SINGLE MEMBER SA	07/06/2021
PIRAEUS SECURITIES S. A.	07/06/2021
IKTINOS HELLAS SA (CR)	Main Market
ALPHA FINANCE INVESTMENT SERVICES SINGLE MEMBER SA	01/04/2019
EUROBANK EQUITIES INVESTMENT FIRM SINGLE MEMBER SA	25/02/2019
NATIONAL SECURITIES SINGLE MEMBER SA	02/01/1900
INFORM P. LYKOS (CR)	Main Market
BETA SECURITIES S.A.	31/01/2022
INTERCONTINENTAL (CR)	Main Market
LEON DEPOLAS SECURITIES S.A.	03/06/2019
INTERWOOD-XYLEMPORIA (CR)	Main Market
EUROBANK EQUITIES INVESTMENT FIRM SINGLE MEMBER SA	05/07/2021
PANTELAKIS SECURITIES S.A.	01/07/2021
INTRAKAT (CR)	Main Market
BETA SECURITIES S.A.	04/10/2021
JUMBO SA (CR)	Main Market
BETA SECURITIES S.A.	01/02/2021
EUROBANK EQUITIES INVESTMENT FIRM SINGLE MEMBER SA	25/05/2020
MERIT SECURITIES S.A.	06/11/2017
PIRAEUS SECURITIES S. A.	06/03/2017
KLOUKINAS - LAPPAS SA (CR)	Main Market
BETA SECURITIES S.A.	22/09/2014
KRI-KRI S.A. (CR)	Main Market
EUROBANK EQUITIES INVESTMENT FIRM SINGLE MEMBER SA	07/05/2018
LEON DEPOLAS SECURITIES S.A.	16/01/2017
LAMDA DEVELOPMENT SA (CR)	Main Market
EUROBANK EQUITIES INVESTMENT FIRM SINGLE MEMBER SA	08/12/2014
PANTELAKIS SECURITIES S.A.	06/11/2017
PIRAEUS SECURITIES S. A.	29/06/2017
LAMPASA HOTEL SA (CR)	Main Market
LEON DEPOLAS SECURITIES S.A.	16/01/2017
MARFIN INVESTMENT GROUP (CR)	Main Market
EUROBANK EQUITIES INVESTMENT FIRM SINGLE MEMBER SA	23/03/2015
PIRAEUS SECURITIES S. A.	02/02/2009

List of Stocks under Market Making operations

Securities	Stock Category
Market Maker	Start Market Making
MOTOR OIL (CR)	Main Market
BETA SECURITIES S.A.	08/03/2021
EUROBANK EQUITIES INVESTMENT FIRM SINGLE MEMBER SA	22/10/2006
LEON DEPOLAS SECURITIES S.A.	01/04/2019
MERIT SECURITIES S.A.	25/02/2019
NATIONAL SECURITIES SINGLE MEMBER SA	02/01/1900
PIRAEUS SECURITIES S. A.	04/05/2015
MYTILINEOS (CR)	Main Market
ALPHA FINANCE INVESTMENT SERVICES SINGLE MEMBER SA	15/04/2019
BETA SECURITIES S.A.	11/04/2022
EUROBANK EQUITIES INVESTMENT FIRM SINGLE MEMBER SA	20/09/2017
MERIT SECURITIES S.A.	25/02/2019
NATIONAL SECURITIES SINGLE MEMBER SA	02/01/1900
PIRAEUS SECURITIES S. A.	04/05/2015
NATIONAL BANK (CR)	Main Market
ALPHA FINANCE INVESTMENT SERVICES SINGLE MEMBER SA	09/01/2006
EUROBANK EQUITIES INVESTMENT FIRM SINGLE MEMBER SA	22/10/2006
HELLENIC AMERICAN SECURITIES S.A.	25/07/2014
LEON DEPOLAS SECURITIES S.A.	20/05/2015
MERIT SECURITIES S.A.	03/09/2012
NATIONAL SECURITIES SINGLE MEMBER SA	02/01/1900
PIRAEUS SECURITIES S. A.	08/09/2008
OPAP (CR)	Main Market
ALPHA FINANCE INVESTMENT SERVICES SINGLE MEMBER SA	09/01/2006
BETA SECURITIES S.A.	11/04/2022
EUROBANK EQUITIES INVESTMENT FIRM SINGLE MEMBER SA	22/10/2006
HELLENIC AMERICAN SECURITIES S.A.	25/07/2014
MERIT SECURITIES S.A.	20/03/2017
NATIONAL SECURITIES SINGLE MEMBER SA	02/01/1900
PIRAEUS SECURITIES S. A.	04/05/2015
OTE (CR)	Main Market
ALPHA FINANCE INVESTMENT SERVICES SINGLE MEMBER SA	09/01/2006
BETA SECURITIES S.A.	11/04/2022
EUROBANK EQUITIES INVESTMENT FIRM SINGLE MEMBER SA	22/10/2006
HELLENIC AMERICAN SECURITIES S.A.	25/07/2014
LEON DEPOLAS SECURITIES S.A.	20/04/2015
MERIT SECURITIES S.A.	20/03/2017
NATIONAL SECURITIES SINGLE MEMBER SA	02/01/1900
PIRAEUS SECURITIES S. A.	08/09/2008
P.P.A. S.A. (CR)	Main Market
EUROBANK EQUITIES INVESTMENT FIRM SINGLE MEMBER SA	06/02/2019
PAPOUTSANIS (CR)	Main Market
BETA SECURITIES S.A.	25/11/2013
EUROBANK EQUITIES INVESTMENT FIRM SINGLE MEMBER SA	06/12/2021
PETROPOULOS PETROS (CR)	Main Market
EUROBANK EQUITIES INVESTMENT FIRM SINGLE MEMBER SA	01/04/2019
PANTELAKIS SECURITIES S.A.	16/03/2020
PIRAEUS FINANCIAL HOLD (CR)	Main Market
ALPHA FINANCE INVESTMENT SERVICES SINGLE MEMBER SA	15/04/2019
EUROBANK EQUITIES INVESTMENT FIRM SINGLE MEMBER SA	22/10/2006
EUROXX SECURITIES S.A.	15/02/2016
HELLENIC AMERICAN SECURITIES S.A.	25/07/2014
LEON DEPOLAS SECURITIES S.A.	30/11/2018
MERIT SECURITIES S.A.	16/09/2013
NATIONAL SECURITIES SINGLE MEMBER SA	02/01/1900
PIRAEUS SECURITIES S. A.	16/02/2009
PLAISIO COMPUTERS SA (CR)	Main Market
EUROBANK EQUITIES INVESTMENT FIRM SINGLE MEMBER SA	02/03/2015
PPC (CR)	Main Market
ALPHA FINANCE INVESTMENT SERVICES SINGLE MEMBER SA	09/01/2006
BETA SECURITIES S.A.	01/02/2021
EUROBANK EQUITIES INVESTMENT FIRM SINGLE MEMBER SA	22/10/2006
HELLENIC AMERICAN SECURITIES S.A.	01/09/2014
MERIT SECURITIES S.A.	06/11/2017
NATIONAL SECURITIES SINGLE MEMBER SA	02/01/1900
PIRAEUS SECURITIES S. A.	28/09/2009
PREMIA (CR)	Main Market
BETA SECURITIES S.A.	01/06/2021
PANTELAKIS SECURITIES S.A.	23/12/2021

List of Stocks under Market Making operations

Securities	Market Maker	Start Market Making	Stock Category
PROFILE SA (CR)			Main Market
	PANTELAKIS SECURITIES S.A.	01/07/2019	
QUEST HOLDINGS (CR)			Main Market
	BETA SECURITIES S.A.	26/03/2018	
	EUROBANK EQUITIES INVESTMENT FIRM SINGLE MEMBER SA	28/01/2019	
SIDMA STEEL (CR)			Main Market
	LEON DEPOLAS SECURITIES S.A.	06/06/2022	
TECHNICAL OLYMPIC SA (CR)			Main Market
	BETA SECURITIES S.A.	04/04/2022	
TERNA ENERGY (CR)			Main Market
	EUROBANK EQUITIES INVESTMENT FIRM SINGLE MEMBER SA	24/05/2021	
	PIRAEUS SECURITIES S. A.	09/12/2019	
THRACE PLASTICS SA (CR)			Main Market
	ALPHA FINANCE INVESTMENT SERVICES SINGLE MEMBER SA	26/03/2018	
	EUROBANK EQUITIES INVESTMENT FIRM SINGLE MEMBER SA	26/03/2018	
TITAN CEMENT (CB)			Main Market
	BETA SECURITIES S.A.	01/02/2021	
	EUROBANK EQUITIES INVESTMENT FIRM SINGLE MEMBER SA	06/11/2019	
	PIRAEUS SECURITIES S. A.	18/01/2021	
TZIRAKIAN PROFIL (CR)			Main Market
	LEON DEPOLAS SECURITIES S.A.	19/07/2021	
UNIBIOS (CR)			Main Market
	LEON DEPOLAS SECURITIES S.A.	01/02/2021	
VIOHALCO SA/NV (CB)			Main Market
	ALPHA FINANCE INVESTMENT SERVICES SINGLE MEMBER SA	11/03/2008	
	EUROBANK EQUITIES INVESTMENT FIRM SINGLE MEMBER SA	04/03/2014	
	MERIT SECURITIES S.A	17/03/2014	

Underlying Asset				Derivatives Market													
Price max	Price min	Closing price	change	Delivery Month	Open price	Price max	Price min	Last price	Closing price	Last Bid	Last Ask	Fixing price*	Life high	Life low	Trades	Volume	Open Interest
FTSE/Athex Large Cap				(Trade Unit: 1 Index Point x 2€, Cash Settlement)													
2,030.67	2,010.33	2,022.64	0.61%	August 2022	2,038.75	2,038.75	2,009.00	2,019.00	2,019.00	---	---	---	2,038.75	---	81	302	3,257
				September 2022	2,021.50	2,021.50	2,008.00	2,018.75	2,018.75	---	---	---	2,021.50	---	14	35	373
				October 2022	---	---	---	---	1,983.25	---	---	---	2,009.00	---	---	---	1
				December 2022	---	---	---	---	2,026.25	---	---	---	---	---	---	---	---
				March 2023	---	---	---	---	2,036.25	---	---	---	---	---	---	---	---
				June 2023	---	---	---	---	2,046.50	---	---	---	---	---	---	---	---
FTSE/Athex Banks				(Trade Unit: 1 Index Point x 15€, Cash Settlement)													
519.34	508.05	514.01	1.17%	September 2022	513.00	515.00	512.00	515.00	515.00	---	---	---	534.00	---	4	5	7
				December 2022	---	---	---	---	512.00	---	---	---	---	---	---	---	---
				March 2023	---	---	---	---	514.75	---	---	---	---	---	---	---	---
				June 2023	---	---	---	---	517.25	---	---	---	---	---	---	---	---

Derivatives notes

Fixing prices and final open positions can be retrieved from the following path <http://www.helex.gr/el/web/guest/statistics-end-of-day-derivatives>

Underlying Asset				Derivatives Market													
Price max	Price min	Closing price	change	Delivery Month	Open price	Price max	Price min	Last price	Closing price	Last Bid	Last Ask	Fixing price*	Life high	Life low	Trades	Volume	Open Interest
ADMIE (IPTO) HOLDING S.A. (CR)				(Contract Size: 100 Securities, Physical Delivery)													
1.85	1.83	1.838	1.55%	September 2022	1.77	1.78	1.77	1.78	1.78	---	---	---	2.25	---	2	3	4,697
				December 2022	---	---	---	---	1.82	---	---	---	---	---	---	---	---
				March 2023	---	---	---	---	1.83	---	---	---	---	---	---	---	---
				June 2023	---	---	---	---	1.84	---	---	---	---	---	---	---	---
ALPHA SERVICES HOLD (CR)				(Contract Size: 100 Securities, Physical Delivery)													
0.8718	0.845	0.8526	-0.28%	September 2022	0.861	0.871	0.847	0.854	0.854	---	---	---	1.27	---	245	5,106	99,118
				December 2022	---	---	---	---	0.862	---	---	---	---	---	---	---	---
				March 2023	---	---	---	---	0.866	---	---	---	---	---	---	---	---
				June 2023	---	---	---	---	0.870	---	---	---	---	---	---	---	---
CC HBC AG (CR)				(Contract Size: 100 Securities, Physical Delivery)													
23.5	23.02	23.4	0.26%	September 2022	23.40	23.48	23.20	23.48	23.48	---	---	---	23.48	---	12	15	645
				December 2022	---	---	---	---	23.52	---	---	---	---	---	---	---	---
				March 2023	---	---	---	---	23.64	---	---	---	---	---	---	---	---
				June 2023	---	---	---	---	23.76	---	---	---	---	---	---	---	---
CENERGY HOLDINGS (CB)				(Contract Size: 100 Securities, Physical Delivery)													
2.86	2.78	2.86	1.78%	September 2022	2.81	2.86	2.81	2.84	2.84	---	---	---	3.50	---	9	63	6,789
				December 2022	---	---	---	---	2.83	---	---	---	---	---	---	---	---
				March 2023	---	---	---	---	2.85	---	---	---	---	---	---	---	---
				June 2023	---	---	---	---	2.86	---	---	---	---	---	---	---	---
ELLAKTOR (CR)				(Contract Size: 100 Securities, Physical Delivery)													
1.67	1.61	1.618	-2.41%	September 2022	1.62	1.62	1.61	1.62	1.62	---	---	---	1.73	---	22	227	542
				December 2022	---	---	---	---	1.67	---	---	---	---	---	---	---	---
				March 2023	---	---	---	---	1.68	---	---	---	---	---	---	---	---
				June 2023	---	---	---	---	1.69	---	---	---	---	---	---	---	---
EUROBANK HOLDINGS (CR)				(Contract Size: 100 Securities, Physical Delivery)													
0.8888	0.855	0.88	2.92%	September 2022	0.870	0.885	0.856	0.878	0.878	---	---	---	1.06	---	128	2,600	25,071
				December 2022	---	---	---	---	0.862	---	---	---	---	---	---	---	---
				March 2023	---	---	---	---	0.866	---	---	---	---	---	---	---	---
				June 2023	---	---	---	---	0.870	---	---	---	---	---	---	---	---
EYDAP S.A. (CR)				(Contract Size: 100 Securities, Physical Delivery)													
7.88	7.7	7.87	1.42%	September 2022	7.45	7.45	7.35	7.35	7.35	---	---	---	7.69	---	8	30	130
				December 2022	---	---	---	---	7.82	---	---	---	---	---	---	---	---
				March 2023	---	---	---	---	7.86	---	---	---	---	---	---	---	---
				June 2023	---	---	---	---	7.90	---	---	---	---	---	---	---	---

Derivatives notes

Fixing prices and final open positions can be retrieved from the following path <http://www.helex.gr/el/web/guest/statistics-end-of-day-derivatives>

Underlying Asset				Derivatives Market													
Price max	Price min	Closing price	change	Delivery Month	Open price	Price max	Price min	Last price	Closing price	Last Bid	Last Ask	Fixing price*	Life high	Life low	Trades	Volume	Open Interest
FOURLIS (CR)				(Contract Size: 100 Securities, Physical Delivery)													
3.14	3.075	3.12	0.00%	September 2022	3.08	3.13	3.08	3.12	3.12	---	---	---	3.90	---	7	17	1,419
				December 2022	---	---	---	---	3.14	---	---	---	---	---	---	---	---
				March 2023	---	---	---	---	3.16	---	---	---	---	---	---	---	---
				June 2023	---	---	---	---	3.18	---	---	---	---	---	---	---	---
GEK TERNA (CR)				(Contract Size: 100 Securities, Physical Delivery)													
9.59	9.34	9.5	2.15%	September 2022	9.43	9.60	9.43	9.52	9.52	---	---	---	10.65	---	17	73	6,589
				December 2022	---	---	---	---	9.37	---	---	---	---	---	---	---	---
				March 2023	---	---	---	---	9.42	---	---	---	---	---	---	---	---
				June 2023	---	---	---	---	9.47	---	---	---	---	---	---	---	---
HELLENIC EXCHANGES-A.S.E. (CR)				(Contract Size: 100 Securities, Physical Delivery)													
3.27	3.24	3.26	0.93%	September 2022	---	---	---	---	3.23	---	---	---	3.70	---	---	---	727
				December 2022	---	---	---	---	3.26	---	---	---	---	---	---	---	---
				March 2023	---	---	---	---	3.27	---	---	---	---	---	---	---	---
				June 2023	---	---	---	---	3.29	---	---	---	---	---	---	---	---
HELLENIC PETROLEUM (CR)				(Contract Size: 100 Securities, Physical Delivery)													
6.16	6.02	6.08	-0.33%	September 2022	6.12	6.12	6.11	6.11	6.11	---	---	---	7.20	---	3	9	1,246
				December 2022	---	---	---	---	6.15	---	---	---	---	---	---	---	---
				March 2023	---	---	---	---	6.18	---	---	---	---	---	---	---	---
				June 2023	---	---	---	---	6.21	---	---	---	---	---	---	---	---
INTRACOM HOLDINGS (CR)				(Contract Size: 100 Securities, Physical Delivery)													
1.85	1.77	1.778	-1.22%	September 2022	1.84	1.85	1.77	1.77	1.77	---	---	---	1.85	---	29	358	4,330
				December 2022	---	---	---	---	1.81	---	---	---	---	---	---	---	---
				March 2023	---	---	---	---	1.82	---	---	---	---	---	---	---	---
				June 2023	---	---	---	---	1.83	---	---	---	---	---	---	---	---
JUMBO SA (CR)				(Contract Size: 100 Securities, Physical Delivery)													
15.14	14.83	14.83	-1.85%	September 2022	15.12	15.13	14.71	14.75	14.75	---	---	---	15.43	---	15	70	670
				December 2022	---	---	---	---	15.23	---	---	---	---	---	---	---	---
				March 2023	---	---	---	---	15.31	---	---	---	---	---	---	---	---
				June 2023	---	---	---	---	15.38	---	---	---	---	---	---	---	---
LAMDA DEVELOPMENT SA (CR)				(Contract Size: 100 Securities, Physical Delivery)													
5.795	5.665	5.67	-1.48%	September 2022	5.72	5.75	5.69	5.72	5.72	---	---	---	6.13	---	18	37	3,999
				December 2022	---	---	---	---	5.82	---	---	---	5.70	---	---	---	561
				March 2023	---	---	---	---	5.83	---	---	---	---	---	---	---	---
				June 2023	---	---	---	---	5.86	---	---	---	---	---	---	---	---

Derivatives notes

Fixing prices and final open positions can be retrieved from the following path <http://www.helex.gr/el/web/guest/statistics-end-of-day-derivatives>

Underlying Asset				Derivatives Market													
Price max	Price min	Closing price	change	Delivery Month	Open price	Price max	Price min	Last price	Closing price	Last Bid	Last Ask	Fixing price*	Life high	Life low	Trades	Volume	Open Interest
MARFIN INVESTMENT GROUP (CR)				(Contract Size: 100 Securities, Physical Delivery)													
0.029	0.0268	0.029	3.94%	September 2022	0.027	0.029	0.027	0.029	0.029	---	---	---	0.029	---	25	482	16,845
				December 2022	---	---	---	---	0.028	---	---	---	---	---	---	---	---
				March 2023	---	---	---	---	0.028	---	---	---	---	---	---	---	---
				June 2023	---	---	---	---	0.028	---	---	---	---	---	---	---	---
MOTOR OIL (CR)				(Contract Size: 100 Securities, Physical Delivery)													
16.65	16.36	16.41	0.00%	September 2022	16.47	16.60	16.43	16.43	16.43	---	---	---	17.88	---	77	119	331
				December 2022	---	---	---	---	16.54	---	---	---	---	---	---	---	---
				March 2023	---	---	---	---	16.62	---	---	---	---	---	---	---	---
				June 2023	---	---	---	---	16.71	---	---	---	---	---	---	---	---
MYTILINEOS (CR)				(Contract Size: 100 Securities, Physical Delivery)													
15.02	14.64	14.87	0.95%	September 2022	15.04	15.05	14.69	14.88	14.88	---	---	---	18.00	---	128	382	3,611
				December 2022	---	---	---	---	14.85	---	---	---	---	---	---	---	---
				March 2023	---	---	---	---	14.92	---	---	---	---	---	---	---	---
				June 2023	---	---	---	---	15.00	---	---	---	---	---	---	---	---
NATIONAL BANK (CR)				(Contract Size: 100 Securities, Physical Delivery)													
3.095	3.024	3.024	0.00%	September 2022	3.09	3.10	3.02	3.03	3.03	---	---	---	3.79	---	198	2,998	13,953
				December 2022	---	---	---	---	3.05	---	---	---	---	---	---	---	---
				March 2023	---	---	---	---	3.06	---	---	---	---	---	---	---	---
				June 2023	---	---	---	---	3.08	---	---	---	---	---	---	---	---
OPAP (CR)				(Contract Size: 100 Securities, Physical Delivery)													
14.55	14.4	14.55	0.41%	September 2022	14.47	14.47	14.30	14.37	14.37	---	---	---	14.47	---	21	58	709
				December 2022	---	---	---	---	14.60	---	---	---	---	---	---	---	---
				March 2023	---	---	---	---	14.68	---	---	---	---	---	---	---	---
				June 2023	---	---	---	---	14.75	---	---	---	---	---	---	---	---
OTE (CR)				(Contract Size: 100 Securities, Physical Delivery)													
16.84	16.46	16.62	0.12%	September 2022	16.67	16.79	16.64	16.64	16.64	---	---	---	17.91	---	11	24	1,249
				December 2022	---	---	---	---	16.73	---	---	---	---	---	---	---	---
				March 2023	---	---	---	---	16.81	---	---	---	---	---	---	---	---
				June 2023	---	---	---	---	16.90	---	---	---	---	---	---	---	---
P.P.A. S.A. (CR)				(Contract Size: 100 Securities, Physical Delivery)													
15.38	15.24	15.38	0.00%	September 2022	15.27	15.27	15.27	15.27	15.27	---	---	---	16.00	---	1	3	674
				December 2022	---	---	---	---	15.50	---	---	---	---	---	---	---	---
				March 2023	---	---	---	---	15.58	---	---	---	---	---	---	---	---
				June 2023	---	---	---	---	15.66	---	---	---	---	---	---	---	---

Derivatives notes

Fixing prices and final open positions can be retrieved from the following path <http://www.helex.gr/el/web/guest/statistics-end-of-day-derivatives>

Underlying Asset				Derivatives Market													
Price max	Price min	Closing price	change	Delivery Month	Open price	Price max	Price min	Last price	Closing price	Last Bid	Last Ask	Fixing price*	Life high	Life low	Trades	Volume	Open Interest
PIRAEUS FINANCIAL HOLD (CR)				(Contract Size: 100 Securities, Physical Delivery)													
0.873	0.852	0.867	2.60%	September 2022	0.855	0.878	0.853	0.869	0.869	---	---	---	1.48	---	127	1,783	34,269
				December 2022	---	---	---	---	0.852	---	---	---	---	---	---	---	---
				March 2023	---	---	---	---	0.856	---	---	---	---	---	---	---	---
				June 2023	---	---	---	---	0.860	---	---	---	---	---	---	---	---
PPC (CR)				(Contract Size: 100 Securities, Physical Delivery)													
5.69	5.5	5.67	3.09%	September 2022	5.66	5.71	5.55	5.65	5.65	---	---	---	8.20	---	158	807	21,352
				December 2022	---	---	---	---	5.54	---	---	---	---	---	---	---	---
				March 2023	---	---	---	---	5.57	---	---	---	---	---	---	---	---
				June 2023	---	---	---	---	5.60	---	---	---	---	---	---	---	---
TERNA ENERGY (CR)				(Contract Size: 100 Securities, Physical Delivery)													
17.16	16.79	17	1.25%	September 2022	16.90	17.14	16.90	17.00	17.00	---	---	---	19.04	---	36	107	5,577
				December 2022	---	---	---	---	16.92	---	---	---	---	---	---	---	---
				March 2023	---	---	---	---	17.01	---	---	---	---	---	---	---	---
				June 2023	---	---	---	---	17.09	---	---	---	---	---	---	---	---
TITAN CEMENT (CB)				(Contract Size: 100 Securities, Physical Delivery)													
11.22	11.08	11.08	0.54%	September 2022	11.14	11.16	11.09	11.12	11.12	---	---	---	13.52	---	17	35	1,146
				December 2022	---	---	---	---	11.11	---	---	---	---	---	---	---	---
				March 2023	---	---	---	---	11.16	---	---	---	---	---	---	---	---
				June 2023	---	---	---	---	11.22	---	---	---	---	---	---	---	---
VIOHALCO SA/NV (CB)				(Contract Size: 100 Securities, Physical Delivery)													
3.465	3.4	3.41	-0.58%	September 2022	3.48	3.48	3.40	3.40	3.40	---	---	---	4.26	---	17	81	5,713
				December 2022	---	---	---	---	3.46	---	---	---	---	---	---	---	---
				March 2023	---	---	---	---	3.47	---	---	---	---	---	---	---	---
				June 2023	---	---	---	---	3.49	---	---	---	---	---	---	---	---

Derivatives notes

Fixing prices and final open positions can be retrieved from the following path <http://www.helex.gr/el/web/guest/statistics-end-of-day-derivatives>

FTSE/Athex Large Cap

(Trade Unit: 1 Index Point x 2€ - Exercise Style: European, Cash Settlement)

Call Options														Put Options																					
August 2022							September 2022							Other Months		August 2022							September 2022							Other Months					
Exercise Price	Open price	Price max	Price min	Last price	Closing price	Volume	Open Interest	Open price	Price max	Price min	Last price	Closing price	Volume	Open Interest	Volume	Open Interest	Open price	Price max	Price min	Last price	Closing price	Volume	Open Interest	Open price	Price max	Price min	Last price	Closing price	Volume	Open Interest	Volume	Open Interest	Exercise Price		
1,725	0.00	0.00	0.00	-	270.00	-	-	0.00	0.00	0.00	-	273.00	-	-			0.00	0.00	0.00	-	0.80	-	-	0.00	0.00	0.00	-	6.70	-	-			1,725		
1,750	0.00	0.00	0.00	-	245.00	-	-	0.00	0.00	0.00	-	251.00	-	-			0.00	0.00	0.00	-	1.40	-	-	0.00	0.00	0.00	-	9.10	-	-			1,750		
1,775	0.00	0.00	0.00	-	221.00	-	-	0.00	0.00	0.00	-	229.00	-	-			0.00	0.00	0.00	-	2.40	-	-	0.00	0.00	0.00	-	12.25	-	-			1,775		
1,800	0.00	0.00	0.00	-	198.00	-	-	0.00	0.00	0.00	-	208.00	-	-			0.00	0.00	0.00	-	3.90	-	-	0.00	0.00	0.00	-	16.00	-	-			1,800		
1,825	0.00	0.00	0.00	-	175.00	-	-	0.00	0.00	0.00	-	188.00	-	-			0.00	0.00	0.00	-	6.10	-	-	0.00	0.00	0.00	-	20.75	-	-			1,825		
1,850	0.00	0.00	0.00	-	153.00	-	20	0.00	0.00	0.00	-	168.00	-	-			0.00	0.00	0.00	-	9.20	-	20	0.00	0.00	0.00	-	26.50	-	-			1,850		
1,875	0.00	0.00	0.00	-	132.00	-	-	0.00	0.00	0.00	-	150.00	-	20			0.00	0.00	0.00	-	13.50	-	120	0.00	0.00	0.00	-	33.25	-	-			1,875		
1,900	0.00	0.00	0.00	-	113.00	-	-	0.00	0.00	0.00	-	133.00	-	20			0.00	0.00	0.00	-	19.00	-	1	0.00	0.00	0.00	-	41.25	-	21			1,900		
1,925	0.00	0.00	0.00	-	95.00	-	19	0.00	0.00	0.00	-	117.00	-	-			0.00	0.00	0.00	-	26.00	-	20	0.00	0.00	0.00	-	50.50	-	20			1,925		
1,950	0.00	0.00	0.00	-	79.00	-	60	0.00	0.00	0.00	-	103.00	-	-			24.50	0.00	11.00	11.00	11.00	36	22	0.00	0.00	0.00	-	60.50	-	20			1,950		
1,975	0.00	0.00	0.00	-	64.50	-	60	0.00	0.00	0.00	-	89.00	-	-			0.00	0.00	0.00	-	45.25	-	42	0.00	0.00	0.00	-	72.00	-	-			1,975		
2,000	0.00	0.00	0.00	-	52.00	-	20	0.00	0.00	0.00	-	77.00	-	-			0.00	0.00	0.00	-	57.50	-	90	0.00	0.00	0.00	-	85.00	-	1			2,000		
2,050	34.00	34.00	34.00	34.00	34.00	15	20	0.00	0.00	0.00	-	56.50	-	-			0.00	34.00	0.00	-	87.50	-	140	0.00	0.00	0.00	-	114.00	-	-			2,050		
2,100	0.00	0.00	0.00	-	18.25	-	50	0.00	0.00	0.00	-	40.00	-	-			0.00	0.00	0.00	-	124.00	-	-	0.00	0.00	0.00	-	147.00	-	-			2,100		
2,150	0.00	0.00	0.00	-	9.80	-	-	0.00	0.00	0.00	-	27.75	-	-			0.00	0.00	0.00	-	165.00	-	-	0.00	0.00	0.00	-	185.00	-	-			2,150		
2,200	0.00	0.00	0.00	-	4.90	-	-	0.00	0.00	0.00	-	18.50	-	-			0.00	0.00	0.00	-	210.00	-	-	0.00	0.00	0.00	-	226.00	-	-			2,200		
2,250	0.00	0.00	0.00	-	2.30	-	-	0.00	0.00	0.00	-	12.25	-	-			0.00	0.00	0.00	-	258.00	-	-	0.00	0.00	0.00	-	269.00	-	-			2,250		
2,300	0.00	0.00	0.00	-	1.00	-	-	0.00	0.00	0.00	-	7.80	-	-			0.00	0.00	0.00	-	306.00	-	-	0.00	0.00	0.00	-	315.00	-	-			2,300		
2,350	0.00	0.00	0.00	-	0.42	-	-	0.00	0.00	0.00	-	4.80	-	-			0.00	0.00	0.00	-	356.00	-	-	0.00	0.00	0.00	-	362.00	-	-			2,350		
2,400	0.00	0.00	0.00	-	0.16	-	-	0.00	0.00	0.00	-	2.90	-	-			0.00	0.00	0.00	-	405.00	-	-	0.00	0.00	0.00	-	410.00	-	-			2,400		
2,450	0.00	0.00	0.00	-	0.06	-	-	0.00	0.00	0.00	-	1.80	-	-			0.00	0.00	0.00	-	455.00	-	-	0.00	0.00	0.00	-	458.00	-	-			2,450		
2,500	-	-	-	-	-	-	-	0.00	0.00	0.00	-	1.00	-	-			-	-	-	-	-	-	-	0.00	0.00	0.00	-	507.00	-	-			2,500		
2,550	-	-	-	-	-	-	-	0.00	0.00	0.00	-	0.58	-	-			-	-	-	-	-	-	-	0.00	0.00	0.00	-	557.00	-	-			2,550		
2,600	-	-	-	-	-	-	-	0.00	0.00	0.00	-	0.32	-	-			-	-	-	-	-	-	-	0.00	0.00	0.00	-	606.00	-	-			2,600		
2,650	-	-	-	-	-	-	-	0.00	0.00	0.00	-	0.18	-	-			-	-	-	-	-	-	-	0.00	0.00	0.00	-	656.00	-	-			2,650		
Totals:						15	249							0	40	0	0							36	455							0	62	0	0
Number of Trades:						1							0	0							4							0	0						

ALPHA SERVICES HOLD (CR)

(Contract Size: 100 Securities, Exercise Style: American, Physical Delivery)

Call Options														Put Options																			
August 2022							September 2022							Other Months		August 2022							September 2022							Other Months		Exercise Price	
Open price	Price max	Price min	Last price	Closing price	Volume	Open Interest	Open price	Price max	Price min	Last price	Closing price	Volume	Open Interest	Volume	Open Interest	Open price	Price max	Price min	Last price	Closing price	Volume	Open Interest	Open price	Price max	Price min	Last price	Closing price	Volume	Open Interest	Volume	Open Interest		
0.500	0.000	0.000	0.000	0.356	-	-	0.000	0.000	0.000	0.357	-	-				0.000	0.000	0.000	0.001	-	-	0.000	0.000	0.000	0.001	-	-				0.005		
0.550	0.000	0.000	0.000	0.306	-	-	0.000	0.000	0.000	0.307	-	-				0.000	0.000	0.000	0.001	-	-	0.000	0.000	0.000	0.001	-	-				0.006		
0.600	0.000	0.000	0.000	0.256	-	-	0.000	0.000	0.000	0.258	-	-				0.000	0.000	0.000	0.001	-	-	0.000	0.000	0.000	0.002	-	-				0.006		
0.650	0.000	0.000	0.000	0.207	-	-	0.000	0.000	0.000	0.212	-	-				0.000	0.000	0.000	0.001	-	-	0.000	0.000	0.000	0.005	-	-				0.007		
0.700	0.000	0.000	0.000	0.161	-	-	0.000	0.000	0.000	0.168	-	-				0.000	0.000	0.000	0.005	-	-	0.000	0.000	0.000	0.011	-	-				0.007		
0.750	0.000	0.000	0.000	0.118	-	-	0.000	0.000	0.000	0.130	-	-				0.000	0.000	0.000	0.012	-	-	0.000	0.000	0.000	0.023	-	-				0.008		
0.800	0.000	0.000	0.000	0.083	-	-	0.000	0.000	0.000	0.096	-	-				0.000	0.000	0.000	0.027	-	-	0.000	0.000	0.000	0.039	-	-				0.008		
0.850	0.000	0.000	0.000	0.054	-	-	0.000	0.000	0.000	0.069	-	-				0.000	0.000	0.000	0.048	-	-	0.000	0.000	0.000	0.062	-	-				0.009		
0.900	0.000	0.000	0.000	0.034	-	-	0.000	0.000	0.000	0.048	-	-				0.000	0.000	0.000	0.078	-	-	0.000	0.000	0.000	0.091	-	-				0.009		
0.950	0.000	0.000	0.000	0.020	-	-	0.000	0.000	0.000	0.033	-	-				0.000	0.000	0.000	0.114	-	-	0.000	0.000	0.000	0.125	-	-				0.010		
1.000	0.000	0.000	0.000	0.011	-	-	0.000	0.000	0.000	0.021	-	-				0.000	0.000	0.000	0.155	-	-	0.000	0.000	0.000	0.164	-	-				0.010		
1.100	0.000	0.000	0.000	0.003	-	-	0.000	0.000	0.000	0.009	-	-				0.000	0.000	0.000	0.247	-	-	0.000	0.000	0.000	0.252	-	-				0.011		
1.200	0.000	0.000	0.000	0.001	-	-	0.000	0.000	0.000	0.003	-	-				0.000	0.000	0.000	0.345	-	-	0.000	0.000	0.000	0.347	-	-				0.012		
1.300	0.000	0.000	0.000	0.001	-	-	0.000	0.000	0.000	0.001	-	-				0.000	0.000	0.000	0.445	-	-	0.000	0.000	0.000	0.445	-	-				0.013		
1.400	0.000	0.000	0.000	0.002	-	-	0.000	0.000	0.000	0.001	-	-				0.000	0.000	0.000	0.545	-	-	0.000	0.000	0.000	0.545	-	-				0.014		
1.500	0.000	0.000	0.000	0.001	-	-	0.000	0.000	0.000	0.001	-	-				0.000	0.000	0.000	0.645	-	-	0.000	0.000	0.000	0.645	-	-				0.015		
1.600					-	-	0.000	0.000	0.000	0.002	-	-									-	-	0.000	0.000	0.000	0.745	-	-				0.016	
1.700					-	-	0.000	0.000	0.000	0.001	-	-									-	-	0.000	0.000	0.000	0.845	-	-				0.017	
1.800					-	-	0.000	0.000	0.000	0.001	-	-									-	-	0.000	0.000	0.000	0.945	-	-				0.018	
1.900					-	-	0.000	0.000	0.000	0.001	-	-									-	-	0.000	0.000	0.000	1.05	-	-				0.019	
Totals:					0	0						0	0	0	0						0	0	0	0						0	0	0	0
Number of Trades:					0							0		0							0.00		0							0		0	

NATIONAL BANK (CR)

(Contract Size: 100 Securities, Exercise Style: American, Physical Delivery)

Call Options														Put Options																				
August 2022							September 2022							Other Months		August 2022							September 2022							Other Months		Exercise Price		
Exercise Price	Open price	Price max	Price min	Last price	Closing price	Volume	Open Interest	Open price	Price max	Price min	Last price	Closing price	Volume	Open Interest	Volume	Open Interest	Open price	Price max	Price min	Last price	Closing price	Volume	Open Interest	Open price	Price max	Price min	Last price	Closing price	Volume	Open Interest	Volume		Open Interest	
1.700						-	-	0.000	0.000	0.000		1.32	-	-																				0.017
1.800						-	-	0.000	0.000	0.000		1.23	-	-																				0.018
1.900	0.000	0.000	0.000		1.12	-	-	0.000	0.000	0.000		1.13	-	-			0.000	0.000	0.000		0.001	-	-	0.000	0.000	0.000		0.001	-	-			0.019	
2.000	0.000	0.000	0.000		1.02	-	-	0.000	0.000	0.000		1.03	-	-			0.000	0.000	0.000		0.001	-	-	0.000	0.000	0.000		0.001	-	-			0.020	
2.200	0.000	0.000	0.000		0.823	-	-	0.000	0.000	0.000		0.832	-	-			0.000	0.000	0.000		0.001	-	-	0.000	0.000	0.000		0.005	-	-			0.022	
2.400	0.000	0.000	0.000		0.625	-	-	0.000	0.000	0.000		0.646	-	-			0.000	0.000	0.000		0.002	-	-	0.000	0.000	0.000		0.019	-	-			0.024	
2.600	0.000	0.000	0.000		0.435	-	-	0.000	0.000	0.000		0.476	-	-			0.000	0.000	0.000		0.011	-	8	0.000	0.000	0.000		0.049	-	-			0.026	
2.800	0.000	0.000	0.000		0.269	-	-	0.000	0.000	0.000		0.334	-	-			0.000	0.000	0.000		0.045	-	10	0.000	0.000	0.000		0.107	-	-			0.028	
3.000	0.000	0.000	0.000		0.143	-	-	0.000	0.000	0.000		0.221	-	-			0.000	0.000	0.000		0.120	-	-	0.000	0.000	0.000		0.193	-	-			0.030	
3.200	0.000	0.000	0.000		0.065	-	-	0.000	0.000	0.000		0.138	-	-			0.000	0.000	0.000		0.241	-	-	0.000	0.000	0.000		0.310	-	-			0.032	
3.400	0.000	0.000	0.000		0.025	-	-	0.000	0.000	0.000		0.083	-	-			0.000	0.000	0.000		0.402	-	-	0.000	0.000	0.000		0.455	-	-			0.034	
3.600	0.000	0.000	0.000		0.008	-	-	0.000	0.000	0.000		0.047	-	-			0.000	0.000	0.000		0.586	-	-	0.000	0.000	0.000		0.619	-	-			0.036	
3.800	0.000	0.000	0.000		0.002	-	-	0.000	0.000	0.000		0.025	-	-			0.000	0.000	0.000		0.781	-	-	0.000	0.000	0.000		0.798	-	-			0.038	
4.000	0.000	0.000	0.000		0.001	-	-	0.000	0.000	0.000		0.013	-	-			0.000	0.000	0.000		0.980	-	-	0.000	0.000	0.000		0.987	-	-			0.040	
4.400	0.000	0.000	0.000		0.001	-	-	0.000	0.000	0.000		0.003	-	-			0.000	0.000	0.000		1.38	-	-	0.000	0.000	0.000		1.38	-	-			0.044	
4.800	0.000	0.000	0.000		0.001	-	-	0.000	0.000	0.000		0.001	-	-			0.000	0.000	0.000		1.78	-	-	0.000	0.000	0.000		1.78	-	-			0.048	
5.200	0.000	0.000	0.000		0.001	-	-	0.000	0.000	0.000		0.001	-	-			0.000	0.000	0.000		2.18	-	-	0.000	0.000	0.000		2.18	-	-			0.052	
5.600						-	-	0.000	0.000	0.000		0.001	-	-								-	-	0.000	0.000	0.000		2.58	-	-			0.056	
6.000						-	-	0.000	0.000	0.000		0.001	-	-								-	-	0.000	0.000	0.000		2.98	-	-			0.060	
Totals:						0	0						0	0	0							0	18							0	341	0	200	
Number of Trades:						0							0	0	0								0.00							0		0		

OPAP (CR)

(Contract Size: 100 Securities, Exercise Style: American, Physical Delivery)

Call Options														Put Options																		
Exercise Price	August 2022						September 2022						Other Months		August 2022						September 2022						Other Months		Exercise Price			
	Open price	Price max	Price min	Last price	Closing price	Volume	Open Interest	Open price	Price max	Price min	Last price	Closing price	Volume	Open Interest	Volume	Open Interest	Open price	Price max	Price min	Last price	Closing price	Volume	Open Interest	Open price	Price max	Price min	Last price	Closing price		Volume	Open Interest	Volume
8.800						-	-	0.000	0.000	0.000	5.71	-	-			0.000	0.000	0.000	0.001	-	-			0.000	0.000	0.000	0.001	-	-			0.088
9.200	0.000	0.000	0.000		5.30	-	-	0.000	0.000	0.000	5.32	-	-			0.000	0.000	0.000	0.001	-	-			0.000	0.000	0.000	0.001	-	-			0.092
9.600	0.000	0.000	0.000		4.90	-	-	0.000	0.000	0.000	4.92	-	-			0.000	0.000	0.000	0.001	-	-			0.000	0.000	0.000	0.001	-	-			0.096
10.000	0.000	0.000	0.000		4.50	-	-	0.000	0.000	0.000	4.52	-	-			0.000	0.000	0.000	0.001	-	-			0.000	0.000	0.000	0.001	-	-			0.100
11.000	0.000	0.000	0.000		3.50	-	-	0.000	0.000	0.000	3.52	-	-			0.000	0.000	0.000	0.001	-	-			0.000	0.000	0.000	0.001	-	-			0.110
12.000	0.000	0.000	0.000		2.51	-	-	0.000	0.000	0.000	2.54	-	-			0.000	0.000	0.000	0.001	-	-			0.000	0.000	0.000	0.013	-	-			0.120
13.000	0.000	0.000	0.000		1.53	-	-	0.000	0.000	0.000	1.62	-	-			0.000	0.000	0.000	0.019	-	-			0.000	0.000	0.000	0.089	-	-			0.130
14.000	0.000	0.000	0.000		0.687	-	67	0.000	0.000	0.000	0.867	-	-			0.000	0.000	0.000	0.180	-	-			0.000	0.000	0.000	0.339	-	-			0.140
15.000	0.000	0.000	0.000		0.196	-	38	0.000	0.000	0.000	0.379	-	-			0.000	0.000	0.000	0.689	-	-			0.000	0.000	0.000	0.851	-	-			0.150
16.000	0.000	0.000	0.000		0.032	-	-	0.000	0.000	0.000	0.134	-	-			0.000	0.000	0.000	1.53	-	-			0.000	0.000	0.000	1.61	-	-			0.160
17.000	0.000	0.000	0.000		0.003	-	-	0.000	0.000	0.000	0.037	-	-			0.000	0.000	0.000	2.51	-	-			0.000	0.000	0.000	2.52	-	-			0.170
18.000	0.000	0.000	0.000		0.001	-	-	0.000	0.000	0.000	0.008	-	-			0.000	0.000	0.000	3.51	-	-			0.000	0.000	0.000	3.51	-	-			0.180
19.000	0.000	0.000	0.000		0.001	-	-	0.000	0.000	0.000	0.002	-	-			0.000	0.000	0.000	4.51	-	-			0.000	0.000	0.000	4.51	-	-			0.190
20.000						-	-	0.000	0.000	0.000	0.001	-	-							-	-			0.000	0.000	0.000	5.51	-	-			0.200
Totals:						0	105					0	0	0	0					0	0							0	0	0	0	
Number of Trades:						0						0		0						0.00								0		0		

OTE (CR)

(Contract Size: 100 Securities, Exercise Style: American, Physical Delivery)

Call Options														Put Options																					
Exercise Price	August 2022						September 2022						Other Months		August 2022						September 2022						Other Months		Exercise Price						
	Open price	Price max	Price min	Last price	Closing price	Volume	Open Interest	Open price	Price max	Price min	Last price	Closing price	Volume	Open Interest	Volume	Open Interest	Open price	Price max	Price min	Last price	Closing price	Volume	Open Interest	Open price	Price max	Price min	Last price	Closing price		Volume	Open Interest	Volume	Open Interest		
10.000						-	0.000	0.000	0.000		6.63	-	-			0.000	0.000	0.000		0.001	-	-			0.000	0.000	0.000		0.001	-	-			0.100	
11.000	0.000	0.000	0.000		5.61	-	0.000	0.000	0.000		5.63	-	-			0.000	0.000	0.000		0.002	-	-			0.000	0.000	0.000		0.001	-	-			0.110	
12.000	0.000	0.000	0.000		4.62	-	0.000	0.000	0.000		4.63	-	-			0.000	0.000	0.000		0.001	-	-			0.000	0.000	0.000		0.001	-	-			0.120	
13.000	0.000	0.000	0.000		3.62	-	0.000	0.000	0.000		3.64	-	-			0.000	0.000	0.000		0.001	-	-			0.000	0.000	0.000		0.007	-	-			0.130	
14.000	0.000	0.000	0.000		2.62	-	0.000	0.000	0.000		2.68	-	-			0.000	0.000	0.000		0.004	-	-			0.000	0.000	0.000		0.042	-	-			0.140	
15.000	0.000	0.000	0.000		1.67	-	0.000	0.000	0.000		1.80	-	-			0.000	0.000	0.000		0.047	-	5			0.000	0.000	0.000		0.162	-	-			0.150	
16.000	0.000	0.000	0.000		0.861	-	0.000	0.000	0.000		1.08	-	-			0.000	0.000	0.000		0.241	-	-			0.000	0.000	0.000		0.441	-	-			0.160	
17.000	0.000	0.000	0.000		0.336	-	0.000	0.000	0.000		0.577	-	-			0.000	0.000	0.000		0.716	-	-			0.000	0.000	0.000		0.933	-	-			0.170	
18.000	0.000	0.000	0.000		0.096	-	0.000	0.000	0.000		0.270	-	-			0.000	0.000	0.000		1.48	-	-			0.000	0.000	0.000		1.63	-	-			0.180	
19.000	0.000	0.000	0.000		0.020	-	0.000	0.000	0.000		0.110	-	-			0.000	0.000	0.000		2.41	-	-			0.000	0.000	0.000		2.47	-	-			0.190	
20.000	0.000	0.000	0.000		0.003	-	0.000	0.000	0.000		0.038	-	-			0.000	0.000	0.000		3.40	-	-			0.000	0.000	0.000		3.41	-	-			0.200	
22.000	0.000	0.000	0.000		0.001	-	0.000	0.000	0.000		0.003	-	-			0.000	0.000	0.000		5.40	-	-			0.000	0.000	0.000		5.40	-	-			0.220	
24.000	0.000	0.000	0.000		0.001	-	0.000	0.000	0.000		0.001	-	-			0.000	0.000	0.000		7.40	-	-			0.000	0.000	0.000		7.40	-	-			0.240	
26.000	0.000	0.000	0.000		0.001	-	0.000	0.000	0.000		0.001	-	-			0.000	0.000	0.000		9.40	-	-			0.000	0.000	0.000		9.40	-	-			0.260	
Totals:						0	0					0	0		0	0					0	5						0	0		0	0			
Number of Trades:						0						0			0						0.00							0			0				

PIRAEUS FINANCIAL HOLD (CR)

(Contract Size: 100 Securities, Exercise Style: American, Physical Delivery)

Call Options														Put Options																			
August 2022							September 2022							Other Months		August 2022							September 2022							Other Months		Exercise Price	
Open price	Price max	Price min	Last price	Closing price	Volume	Open Interest	Open price	Price max	Price min	Last price	Closing price	Volume	Open Interest	Volume	Open Interest	Open price	Price max	Price min	Last price	Closing price	Volume	Open Interest	Open price	Price max	Price min	Last price	Closing price	Volume	Open Interest	Volume	Open Interest		
0.500	0.000	0.000	0.000	0.346	-	-	0.000	0.000	0.000	0.346	-	-				0.000	0.000	0.000	0.001	-	-	0.000	0.000	0.000	0.001	-	-				0.005		
0.550	0.000	0.000	0.000	0.296	-	-	0.000	0.000	0.000	0.297	-	-				0.000	0.000	0.000	0.001	-	-	0.000	0.000	0.000	0.001	-	-				0.006		
0.600	0.000	0.000	0.000	0.246	-	-	0.000	0.000	0.000	0.248	-	-				0.000	0.000	0.000	0.001	-	-	0.000	0.000	0.000	0.001	-	-				0.006		
0.650	0.000	0.000	0.000	0.198	-	-	0.000	0.000	0.000	0.201	-	-				0.000	0.000	0.000	0.002	-	-	0.000	0.000	0.000	0.004	-	-				0.007		
0.700	0.000	0.000	0.000	0.152	-	-	0.000	0.000	0.000	0.157	-	-				0.000	0.000	0.000	0.006	-	-	0.000	0.000	0.000	0.011	-	-				0.007		
0.750	0.000	0.000	0.000	0.112	-	-	0.000	0.000	0.000	0.119	-	-				0.000	0.000	0.000	0.016	-	-	0.000	0.000	0.000	0.022	-	-				0.008		
0.800	0.000	0.000	0.000	0.077	-	-	0.000	0.000	0.000	0.086	-	-				0.000	0.000	0.000	0.031	-	-	0.000	0.000	0.000	0.039	-	-				0.008		
0.850	0.000	0.000	0.000	0.051	-	-	0.000	0.000	0.000	0.060	-	-				0.000	0.000	0.000	0.055	-	-	0.000	0.000	0.000	0.063	-	-				0.009		
0.900	0.000	0.000	0.000	0.032	-	-	0.000	0.000	0.000	0.040	-	-				0.000	0.000	0.000	0.086	-	-	0.000	0.000	0.000	0.093	-	-				0.009		
0.950	0.000	0.000	0.000	0.019	-	-	0.000	0.000	0.000	0.026	-	-				0.000	0.000	0.000	0.123	-	-	0.000	0.000	0.000	0.129	-	-				0.010		
1.000	0.000	0.000	0.000	0.010	-	-	0.000	0.000	0.000	0.016	-	-				0.000	0.000	0.000	0.164	-	-	0.000	0.000	0.000	0.169	-	-				0.010		
1.100	0.000	0.000	0.000	0.003	-	-	0.000	0.000	0.000	0.006	-	-				0.000	0.000	0.000	0.257	-	-	0.000	0.000	0.000	0.259	-	-				0.011		
1.200	0.000	0.000	0.000	0.001	-	-	0.000	0.000	0.000	0.002	-	-				0.000	0.000	0.000	0.355	-	-	0.000	0.000	0.000	0.356	-	-				0.012		
1.300	0.000	0.000	0.000	0.001	-	-	0.000	0.000	0.000	0.001	-	-				0.000	0.000	0.000	0.455	-	-	0.000	0.000	0.000	0.455	-	-				0.013		
1.400	0.000	0.000	0.000	0.001	-	-	0.000	0.000	0.000	0.001	-	-				0.000	0.000	0.000	0.555	-	-	0.000	0.000	0.000	0.555	-	-				0.014		
1.500	0.000	0.000	0.000	0.001	-	-	0.000	0.000	0.000	0.001	-	-				0.000	0.000	0.000	0.655	-	-	0.000	0.000	0.000	0.655	-	-				0.015		
1.600	0.000	0.000	0.000	0.001	-	-	0.000	0.000	0.000	0.001	-	-				0.000	0.000	0.000	0.755	-	-	0.000	0.000	0.000	0.755	-	-				0.016		
1.700	0.000	0.000	0.000	0.001	-	-	0.000	0.000	0.000	0.001	-	-				0.000	0.000	0.000	0.855	-	-	0.000	0.000	0.000	0.855	-	-				0.017		
1.800					-	-	0.000	0.000	0.000	0.001	-	-									-	-	0.000	0.000	0.000	0.955	-	-				0.018	
1.900					-	-	0.000	0.000	0.000	0.002	-	-									-	-	0.000	0.000	0.000	1.06	-	-				0.019	
2.000					-	-	0.000	0.000	0.000	0.001	-	-									-	-	0.000	0.000	0.000	1.16	-	-				0.020	
2.200					-	-	0.000	0.000	0.000	0.001	-	-									-	-	0.000	0.000	0.000	1.36	-	-				0.022	
2.400					-	-	0.000	0.000	0.000	0.001	-	-									-	-	0.000	0.000	0.000	1.56	-	-				0.024	
Totals:					0	0						0	0	0	0						0	0	0	0						0	0	0	0
Number of Trades:					0							0		0							0.00		0							0		0	

PPC (CR)

(Contract Size: 100 Securities, Exercise Style: American, Physical Delivery)

Call Options														Put Options																					
August 2022							September 2022							Other Months		August 2022							September 2022							Other Months		Exercise Price			
Open price	Price max	Price min	Last price	Closing price	Volume	Open Interest	Open price	Price max	Price min	Last price	Closing price	Volume	Open Interest	Volume	Open Interest	Open price	Price max	Price min	Last price	Closing price	Volume	Open Interest	Open price	Price max	Price min	Last price	Closing price	Volume	Open Interest	Volume	Open Interest				
3.400	0.000	0.000	0.000	2.10	-	-	0.000	0.000	0.000	2.11	-	-				0.000	0.000	0.000	0.001	-	-				0.000	0.000	0.000	0.001	-	-				0.034	
3.600	0.000	0.000	0.000	1.90	-	-	0.000	0.000	0.000	1.91	-	-				0.000	0.000	0.000	0.001	-	-				0.000	0.000	0.000	0.001	-	-				0.036	
3.800	0.000	0.000	0.000	1.70	-	-	0.000	0.000	0.000	1.71	-	-				0.000	0.000	0.000	0.001	-	-				0.000	0.000	0.000	0.001	-	-				0.038	
4.000	0.000	0.000	0.000	1.51	-	-	0.000	0.000	0.000	1.51	-	-				0.000	0.000	0.000	0.001	-	-				0.000	0.000	0.000	0.003	-	-				0.040	
4.400	0.000	0.000	0.000	1.11	-	-	0.000	0.000	0.000	1.13	-	-				0.000	0.000	0.000	0.002	-	-				0.000	0.000	0.000	0.019	-	-				0.044	
4.800	0.000	0.000	0.000	0.726	-	5	0.000	0.000	0.000	0.782	-	-				0.000	0.000	0.000	0.020	-	5				0.000	0.000	0.000	0.068	-	-				0.048	
5.200	0.000	0.000	0.000	0.400	-	70	0.000	0.000	0.000	0.494	-	-				0.000	0.000	0.000	0.094	-	-				0.000	0.000	0.000	0.180	-	-				0.052	
5.600	0.000	0.000	0.000	0.180	-	9	0.000	0.000	0.000	0.283	-	10				0.000	0.000	0.000	0.273	-	-				0.000	0.000	0.000	0.369	-	-				0.056	
6.000	0.000	0.000	0.000	0.062	-	-	0.000	0.000	0.000	0.146	-	5				0.000	0.000	0.000	0.556	-	-				0.000	0.000	0.000	0.631	-	-				0.060	
6.400	0.000	0.000	0.000	0.017	-	-	0.000	0.000	0.000	0.070	-	-				0.000	0.000	0.000	0.912	-	-				0.000	0.000	0.000	0.956	-	-				0.064	
6.800	0.000	0.000	0.000	0.004	-	-	0.000	0.000	0.000	0.030	-	-				0.000	0.000	0.000	1.30	-	-				0.000	0.000	0.000	1.32	-	-				0.068	
7.200	0.000	0.000	0.000	0.001	-	-	0.000	0.000	0.000	0.012	-	-				0.000	0.000	0.000	1.70	-	-				0.000	0.000	0.000	1.70	-	-				0.072	
7.600	0.000	0.000	0.000	0.001	-	-	0.000	0.000	0.000	0.004	-	-				0.000	0.000	0.000	2.10	-	-				0.000	0.000	0.000	2.10	-	-				0.076	
8.000	0.000	0.000	0.000	0.001	-	-	0.000	0.000	0.000	0.001	-	-				0.000	0.000	0.000	2.50	-	-				0.000	0.000	0.000	2.50	-	-				0.080	
8.400	0.000	0.000	0.000	0.001	-	-	0.000	0.000	0.000	0.001	-	-				0.000	0.000	0.000	2.90	-	-				0.000	0.000	0.000	2.90	-	-				0.084	
8.800					-	-	0.000	0.000	0.000	0.001	-	-									-	-				0.000	0.000	0.000	3.30	-	-				0.088
9.200					-	-	0.000	0.000	0.000	0.001	-	-									-	-				0.000	0.000	0.000	3.70	-	-				0.092
9.600					-	-	0.000	0.000	0.000	0.001	-	-									-	-				0.000	0.000	0.000	4.10	-	-				0.096
10.000					-	-	0.000	0.000	0.000	0.001	-	-									-	-				0.000	0.000	0.000	4.50	-	-				0.100
11.000					-	-	0.000	0.000	0.000	0.001	-	-									-	-				0.000	0.000	0.000	5.50	-	-				0.110
12.000					-	-	0.000	0.000	0.000	0.001	-	-									-	-				0.000	0.000	0.000	6.50	-	-				0.120
13.000					-	-	0.000	0.000	0.000	0.001	-	-									-	-				0.000	0.000	0.000	7.50	-	-				0.130
14.000					-	-	0.000	0.000	0.000	0.001	-	-									-	-				0.000	0.000	0.000	8.50	-	-				0.140
15.000					-	-	0.000	0.000	0.000	0.001	-	-									-	-				0.000	0.000	0.000	9.50	-	-				0.150
16.000					-	-	0.000	0.000	0.000	0.001	-	-									-	-				0.000	0.000	0.000	10.50	-	-				0.160
Totals:					0	84						0	15	0	0						0	5						0	0	0	0				
Number of Trades:					0						0						0.00						0						0						

Lending Products	Underlying Title	Multilateral Transactions[1]					Bilateral Transactions[2]		Stock Borrowing through OTC (volume)[3]
		Open Interest[5]	Volume(Offered)	Average Weighted	Transactions volume	Average Weighted	Transactions Volume	Average Weighted	Transactions Volume
ADMIEBOR	ADMIE (IPTO) HOLDING S.A. (CR)	---	---	---	---	---	---	70,644	
AEGNBOR	AEGEAN AIRLINES (CR)	8,045	---	---	---	---	---	21,619	
ALPHABOR	ALPHA SERVICES HOLD (CR)	80,000	---	---	---	---	---	61,384,028	
ALMYBOR	ALUMIL (CR)	---	---	---	---	---	---	---	
EEEBOR	CC HBC AG (CR)	8,000	---	---	---	---	---	70,546	
CENERBOR	CENERGY HOLDINGS (CB)	---	---	---	---	---	---	---	
ELLAKTORBOR	ELLAKTOR (CR)	65,416	---	---	---	---	---	4,698	
ELHABOR	ELVALHALCOR (CR)	20,450	---	---	---	---	---	64,887	
EUROBBOR	EUROBANK HOLDINGS (CR)	15,000	---	---	---	---	---	34,226,569	
EYDAPBOR	EYDAP S.A. (CR)	10,995	---	---	---	---	---	222,903	
FFGRPBOR	FOLLI FOLLIE (CR)	---	---	---	---	---	---	900,530	
FOYRKBOR	FOURLIS (CR)	---	---	---	---	---	---	18,250	
GEKTERNABOR	GEK TERNA (CR)	---	---	---	---	---	---	1,993	
SARBOR	GR. SARANTIS S.A. (CR)	1,940	---	---	---	---	---	16,088	
EXAEBOR	HELLENIC EXCHANGES-A.S.E. (CR)	---	---	---	---	---	---	153,617	
ELPEBOR	HELLENIC PETROLEUM (CR)	---	---	---	---	---	---	155,151	
INTRKBOR	INTRACOM HOLDINGS (CR)	500	---	---	---	---	---	---	
BELABOR	JUMBO SA (CR)	137,130	---	---	2,526	2.65%	---	574,963	
LAMDABOR	LAMDA DEVELOPMENT SA (CR)	2,893	---	---	---	---	---	91,816	
MIGBOR	MARFIN INVESTMENT GROUP (CR)	70,000	---	---	---	---	---	794,474	
MOHBOR	MOTOR OIL (CR)	5,353	---	---	---	---	---	316,208	
MYTILBOR	MYTILINEOS (CR)	2,000	---	---	---	---	---	309,800	
ETEBOR	NATIONAL BANK (CR)	76,509	---	---	---	---	---	10,519,823	
OPAPBOR	OPAP (CR)	66,320	---	---	---	---	---	1,401,027	
HTOBOR	OTE (CR)	86,296	---	---	---	---	---	1,026,038	
PPABOR	P.P.A. S.A. (CR)	1,864	---	---	---	---	---	65,287	
TPEIRBOR	PIRAEUS FINANCIAL HOLD (CR)	8,000	---	---	---	---	---	2,611,002	
PLAISBOR	PLAISIO COMPUTERS SA (CR)	---	---	---	---	---	---	---	
PPCBOR	PPC (CR)	2,000	---	---	---	---	---	2,594,672	
QUALBOR	QUALITY & RELIABILITY SA (CR)	---	---	---	---	---	---	---	
QUESTBOR	QUEST HOLDINGS (CR)	1,481	---	---	---	---	---	54,963	

Stock Lending Notes

[1] - Multilateral contracts Lending or Borrowing as per Methods 8-1, 8-2 and 8-3-3 (According to ATHEX BoD Resolution No.17)

[2] - Bilateral Contracts Lending or Borrowing as per Methods 8-3-1 and 8-3-2 (According to ATHEX BoD Resolution No.20)

[3] - The information concerning OTC Stock Borrowing Transactions is based on the statements of the Dematerialised Securities System (DSS) operators involved and refers to volumes that have been registered up until the previous working day.

[4] - Average Price (Volume weighted)

[5] - The Data concerning Open Interest before the start of trading session

Lending Products	Underlying Title	Open Interest[5]	Multilateral Transactions[1]				Bilateral Transactions[2]		Stock Borrowing through OTC (volume)[3]
			Volume(Offered)	Average Weighted	Transactions volume	Average Weighted	Transactions Volume	Average Weighted	Transactions Volume
TENERGYBOR	TERNA ENERGY (CR)	---	---	---	---	---	---	38,470	
TITCBOR	TITAN CEMENT (CB)	10,844	---	---	---	---	---	216,837	
VIOBOR	VIOHALCO SA/NV (CB)	9,497	---	---	---	---	---	---	

Stock Lending Notes

[1] - Multilateral contracts Lending or Borrowing as per Methods 8-1, 8-2 and 8-3-3 (According to ATHEX BoD Resolution No.17)

[2] - Bilateral Contracts Lending or Borrowing as per Methods 8-3-1 and 8-3-2 (According to ATHEX BoD Resolution No.20)

[3] - The information concerning OTC Stock Borrowing Transactions is based on the statements of the Dematerialised Securities System (DSS) operators involved and refers to volumes that have been registered up until the previous working day.

[4] - Average Price (Volume weighted)

[5] - The Data concerning Open Interest before the start of trading session

Sectors codification for listed companies

12003-	ETF	10101010	Computer Services
10101015	Software	10102030	Computer Hardware
15101010	Telecommunications Equipment	15102015	Telecommunications Services
20101010	Health Care Facilities	20101025	Health Care Services
20102010	Medical Equipment	20103015	Pharmaceuticals
30101010	Banks	30202000	Diversified Financial Services
30202010	Asset Managers & Custodians	30202015	Investment Services
30204000	Closed End Investments	30302010	Full Line Insurance
30302015	Insurance Brokers	30302025	Property and Casualty Insurance
35101010	Real Estate Holding and Development	35101015	Real Estate Services
35102000	Diversified REITs	35102030	Office REITs
40201040	Rental & Leasing Services: Consumer	40202010	Home Construction
40202015	Household Furnishings	40202020	Household Appliance
40203040	Electronic Entertainment	40203045	Toys
40204020	Clothing & Accessories	40301010	Entertainment
40301030	Publishing	40301035	Radio & TV Broadcasters
40401010	Diversified Retailers	40401020	Apparel Retailers
40401025	Home Improvement Retailers	40401030	Specialty Retailers
40501010	Airlines	40501015	Travel & Tourism
40501020	Casinos & Gambling	40501025	Hotels & Motels
45101015	Distillers & Vintners	45101020	Soft Drinks
45102010	Farming Fishing Ranching & Plantations	45102020	Food Products
45103010	Tobacco	45201010	Food Retailers & Wholesalers
45201020	Personal Products	50101010	Construction
50101020	Building Roof/Wallboard and Plumbing	50101030	Cement
50101035	Building Materials: Other	50202010	Electrical Components
50203000	Diversified Industrials	50203015	Plastics
50203030	Containers & Packaging	50204000	Machinery: Industrial
50204020	Machinery: Construction & Handling	50205010	Industrial Suppliers
50205020	Back Office Support HR & Consulting	50205030	Forms & Bulk Printing Services
50206015	Commercial Vehicles & Parts	50206030	Marine Transportation
50206060	Transportation Services	55101000	Diversified Materials
55101020	Textile Products	55102000	General Mining
55102010	Iron & Steel	55102015	Metal Fabricating
55102035	Aluminum	60101020	Oil Refining and Marketing
65101010	Alternative Electricity	65101015	Conventional Electricity
65102030	Water		



ATHEX
Athens Stock Exchange

Λεωφ. Αθηνών 110 104 42 Αθήνα
110, Athinon Ave. GR 104 42 Athens
tel. (+30)210-33.66.800, fax (+30)210-33.66.101
www.athexgroup.gr