

22

**Ημερήσιο Δελτίο
Συναλλακτικής Δραστηριότητας**

Daily Official List
of Trading Activity

Wednesday, 13 July, 2022
Year: 143 Trading Day No: 129



ATHEXGROUP
Athens Exchange Group

Disclaimer:

Hellenic Exchanges-Athens Stock Exchange S.A endeavours to ensure that the data and other material ("Information") presented on the Daily Official List are accurate and complete, but it is not liable for any errors or omissions of data or /and for the accuracy, credibility, updating and completeness of the aforesaid information nor it has any liability arising directly or indirectly from the use of the above Information.

The Company is not liable for the accuracy of the data included in listed companies' announcements. Only the sender of such an announcement is fully and solely liable for any infringement of third party's rights from the content of such announcement. All contents of the Daily Official List are provided only for information purposes and do not constitute investment advice or solicitation to invest in securities or other products listed for trading on the Exchange.

You acknowledge and agree that the Company is the owner of any property rights related to any Information appearing on the Daily Official List including intellectual property rights copyright, trademarks, etc.

The above data are a property of the Hellenic Exchanges-Athens Exchange and are copyright protected. Users are forbidden to reproduce, modify, copy, sale, transmit or redistribute, by all reproduction means and methods, part or the whole of the above data, without reference to their source.

The commercial exploitation of these data is, also, forbidden by third parties. Hellenic Exchanges-Athens Exchange does not carry any responsibility, direct or indirect, derived from usage or accidental alteration of the above data when used by third parties.

Hellenic Exchanges – Athens Stock Exchange S.A.

110 Athinon Ave., 10442 Athens, Tel: (210) 33.66.800, Fax: (210) 32.13.938

www.athexgroup.gr

Thessalonica Stock Exchange Center (T.S.E.C)

16-18 Katouni Str., Thessalonica 546 25 Tel: (2310) 567.667, Fax: (2310) 530.545

Athex Members Guarantee Fund

14-16 Fidiou Str., Athens 106 78, Tel: (210) 33.04.682, Fax: (210) 33.04.155

Hellenic Republic Capital Market Commission

1 Kolokotroni Str. & 1 Stadiou Str., Athens 10562 Tel: (210) 33.77.100 Fax: (210) 33.77.173

Table of Contents

Section 1: Statistical Figures of Securities, Derivatives and Lending

Summary of Markets

Athex Indices

Analytic Figures for Athex Market's Boards and Categories

Trading Details by Athex Sectors and Financial Instruments (ETFs)

Top 10 best & worst performing Shares

Derivatives Summary

Section 2: Analytic Figures of Shares Transactions

Analytic Figures of Shares Transactions

Shares' Notes

Section 3: Figures of Securities Transactions

Securities Blocks Details

Shares Rights Details

Stock Borrowing

Forced Sales Details

Forced Sales Registered Shares

Exchange Traded Funds (ETFs) Characteristics

Section 5: Bonds traded in Fixed Income Assets Market

Convertible Corporate Bonds - Regulated Market

Non Convertible Corporate Bonds - Regulated Market

Government Bonds

Treasury Bills & Zero Coupon Government Bonds

Government Bonds Traded with the Open Outcry Method

State Banks Bonds

Section 6: Additional Infos

Athex & ATHEXClear Members List

List of Stocks under Market Making operations

Section 7: Derivatives Market Analytic Figures

Index Futures

Stock Futures

Index Options

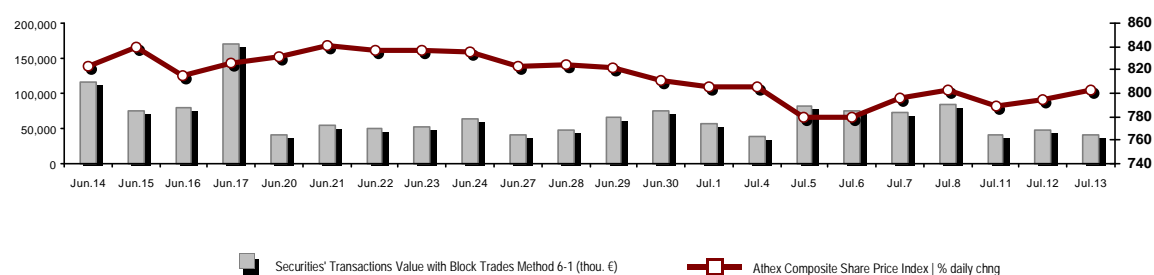
Stock Options

Stock Lending Analytic Figures

Appendix A: Sectors codification for listed companies

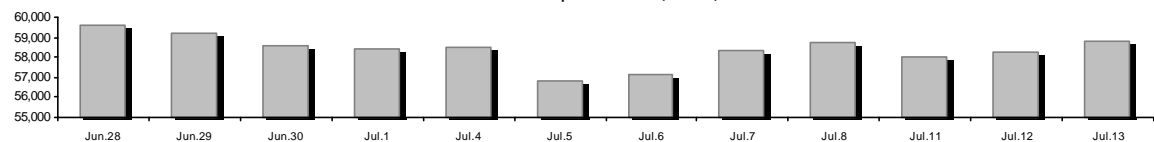
Summary of Markets

Athex Composite Share Price Index vs Shares and Derivatives Transactions Value

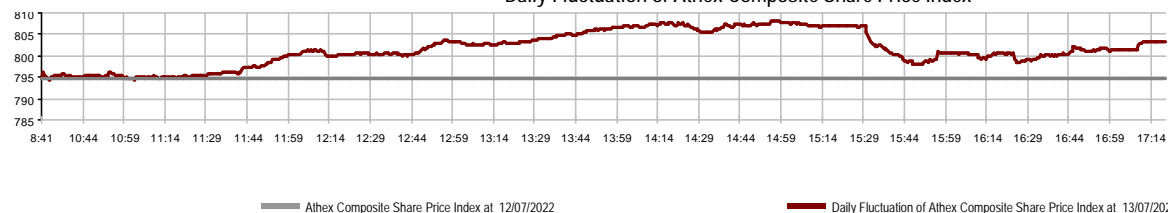


Athex Capitalisation (mill. €)**:	58,777.71		Derivatives Total Open Interest	251,305
Daily change: mill. € %	535.78	0.92%	in Index Futures % daily chng	4,052 6.83%
Yearly Avg Capitalisation: mill. € % chng prev year Avg	64,076.21	5.24%	in Stock Futures % daily chng	245,273 -0.07%
Athex Composite Share Price Index % daily chng	803.28	1.09%	in Index Options % daily chng	1,454 0.35%
Athex Composite Share Price Index Capitalisation (mill. €)	52,872.86		in Stock Options % daily chng	526 11.68%
Daily change (mill. €)	543.86			
Securities' Transactions Value with Block Trades Method 6-1 (t)	41,381.74		Derivatives Contracts Volume:	18,991
Daily change: %	-6,753.29	-14.03%	Daily change: pieces %	2,110 12.50%
YtD Avg Trans. Value: thou. € % chng prev year Avg	87,347.97	25.05%	YtD Avg Derivatives Contracts % chng prev year Avg	38,505 -19.22%
Blocks Transactions Value of Method 6-1 (thou. €)	1,147.56		Derivatives Trades Number:	2,915
Blocks Transactions Value of Method 6-2 & 6-3 (thou. €)	395.38		Daily change: number %	1,389 91.02%
Bonds Transactions Value (thou.€)	901.57		YtD Avg Trades number % chng prev year Avg	2,298 8.61%
Securities' Transactions Volume with Block Trades Method 6-1 (tho)	20,421.41		Lending Total Open Interest	544,070
Daily change: thou. pieces %	-6,511.86	-24.18%	Daily change: pieces %	8,335 1.56%
YtD Avg Volume: % chng prev year Avg	34,793.87	1.75%	Lending Volume (Multilateral/Bilateral)	51,450
Blocks Transactions Volume of Method 6-1 (thou. Pieces)	103.39		Daily change: pieces %	31,115
Blocks Transactions Volume of Method 6-2 & 6-3 (thou. Pieces)	522.50		Multilateral Lending	51,450
Bonds Transactions Volume	927,000		Bilateral Lending	0
Securities' Trades Number with Block Trades Method 6-1	23,538		Lending Trades Number:	45
Daily change: number %	-1,668	-6.62%	Daily change: %	31
YtD Avg Trades number % chng prev year Avg	34,522	15.33%	Multilateral Lending Trades Number	45
Number of Blocks Method 6-1	2		Bilateral Lending Trades Number	0
Number of Blocks Method 6-2 & 6-3	1			
Number of Bonds Transactions	141			

Athex Capitalisation (mill. €)**



Daily Fluctuation of Athex Composite Share Price Index



Athex Indices

Index name	13/07/2022	12/07/2022	pts.	%	Min	Max	Year min	Year max	Year change
Athex Composite Share Price Index	803.28 #	794.60	8.68	1.09%	794.22	808.20	778.84	973.27	-10.08% €
Athex ESG Index	899.45 #	889.40	10.05	1.13%	888.84	905.61	867.88	1,131.24	-11.25% €
FTSE/Athex Large Cap	1,922.67 #	1,898.58	24.09	1.27%	1,898.16	1,935.95	1,853.39	2,384.15	-10.53% €
FTSE/Athex Mid Cap Index	1,307.00 #	1,300.37	6.63	0.51%	1,298.61	1,308.60	1,250.58	1,615.19	-12.39% €
FTSE/ATHEX-CSE Banking Index	353.54 #	351.93	1.61	0.46%	346.96	356.98	335.41	569.66	-18.75% €
FTSE/ATHEX High Dividend Yield Index	2,800.93 #	2,784.97	15.96	0.57%	2,784.97	2,821.43	2,718.43	3,292.03	-9.77% €
FTSE/ATHEX Global Traders Index Plus	2,220.20 #	2,188.42	31.78	1.45%	2,182.75	2,232.16	2,122.05	2,584.55	-6.45% €
FTSE/ATHEX Mid & Small Cap Factor-Weighted Ind	4,009.24 €	4,018.20	-8.96	-0.22%	3,989.28	4,026.04	3,920.25	5,109.62	-14.12% €
ATHEX Select Index Plus	2,926.24 #	2,904.86	21.38	0.74%	2,887.80	2,933.99	2,813.37	3,578.04	-13.56% €
ATHEX Select Index	4,084.04 #	4,067.70	16.34	0.40%	4,059.44	4,097.69	3,901.01	4,953.99	-10.97% €
FTSE/Athex Market Index	471.48 #	465.98	5.50	1.18%	465.98	474.84	454.86	586.15	-12.06% €
Athex Composite Index Total Return Index	1,405.88 #	1,390.68	15.20	1.09%	1,390.01	1,414.49	1,354.79	1,673.61	-8.30% €
FTSE/Athex Large Cap Total Return	3,042.49 #	3,004.37	38.12	1.27%			2,917.53	3,702.87	-8.97% €
FTSE/Athex Mid Cap Total Return	1,714.69 #	1,705.99	8.70	0.51%			1,640.21	2,064.38	-10.57% €
FTSE/ATHEX-CSE Banking Total Return Index	304.40 #	303.01	1.39	0.46%			288.79	485.90	-18.75% €
Hellenic Mid & Small Cap Index	1,229.76 #	1,218.03	11.73	0.96%	1,210.62	1,232.66	1,181.80	1,451.84	-10.43% €
FTSE/Athex Banks	467.11 #	464.98	2.13	0.46%	458.42	471.66	443.16	752.66	-18.75% €
FTSE/Athex Insurance	3,073.87 €	3,077.39	-3.52	-0.11%	3,073.87	3,080.90	1,994.86	3,171.11	54.09% #
FTSE/Athex Financial Services	632.17 #	632.05	0.12	0.02%	631.13	634.84	620.52	831.60	-15.60% €
FTSE/Athex Industrial Goods & Services	3,287.85 #	3,263.05	24.80	0.76%	3,243.21	3,322.21	3,065.29	4,306.76	-11.90% €
FTSE/Athex Retail	814.04 #	791.22	22.82	2.88%	781.49	814.04	746.44	1,150.20	-17.31% €
FTSE/ATHEX Real Estate	3,904.90 #	3,872.52	32.38	0.84%	3,786.20	3,905.66	3,592.38	5,179.83	-18.85% €
FTSE/Athex Consumer Goods & Services	8,251.71 #	7,993.69	258.02	3.23%	7,919.08	8,340.44	7,260.09	8,861.27	13.66% #
FTSE/Athex Food & Beverage	8,394.09 #	8,351.47	42.62	0.51%	8,351.47	8,565.37	6,627.16	12,058.75	-25.93% €
FTSE/Athex Basic Resources	5,756.59 €	5,773.07	-16.48	-0.29%	5,681.12	5,773.07	5,412.75	8,197.29	-22.18% €
FTSE/Athex Construction & Materials	2,862.85 #	2,850.99	11.86	0.42%	2,828.65	2,885.23	2,533.53	3,209.28	-3.90% €
FTSE/Athex Energy	3,873.91 #	3,812.72	61.19	1.60%	3,778.70	3,886.90	3,339.51	4,370.53	12.50% #
FTSE/Athex Travel & Leisure	2,196.12 #	2,173.21	22.91	1.05%	2,173.21	2,203.42	1,858.00	2,312.32	11.87% #
FTSE/Athex Technology	1,863.97 #	1,836.76	27.21	1.48%	1,827.65	1,874.90	1,679.98	2,347.72	-13.18% €
FTSE/Athex Telecommunications	4,541.46 #	4,477.29	64.17	1.43%	4,477.29	4,624.35	4,377.01	5,170.21	-0.09% €
FTSE/Athex Utilities	3,841.11 #	3,727.71	113.40	3.04%	3,720.41	3,874.48	3,692.82	5,208.71	-25.43% €
FTSE/Athex Health Care	349.83 #	330.58	19.25	5.82%	319.26	349.83	305.68	611.35	-36.68% €
FTSE/Athex Personal Products	6,853.96 €	6,872.05	-18.09	-0.26%	6,788.70	6,893.89	6,390.66	8,868.58	-21.44% €
Athex All Share Index	205.05 #	203.18	1.87	0.92%	205.05	205.05	198.92	248.43	-10.87% €
Hellenic Corporate Bond Index	117.12 #	116.92	0.20	0.17%			116.64	127.89	-8.34% €
Hellenic Corporate Bond Price Index	86.07 #	85.93	0.14	0.16%			85.75	95.40	-9.77% €

Note 1: FTSE/Med 100, Hellenic Corporate Bond Price Index and Hellenic Corporate Bond Index closing prices refer to the previous trading day of 11/07/2022.

Note 2: The Hellenic Mid & Small Cap Index is a Customized index calculated by the Athens Exchange.

Analytic Figures for Athex Market's Boards and Categories

	Total Traded Securities	Main Market	Surveillance	Exchange Traded Funds (ETFs)
Totals	120	110	9	1
Gain / Lose / Same:	52 / 45 / 23	49 / 43 / 18	2 / 2 / 5	1 / 0 / 0
Athex Capitalisation (mill. €) **	58,777.71	58,446.31	331.40	
Daily Average Trans/ons Value(thou.€)	87,347.97	87,208.13	201.75	13.12
Transactions Value	41,777.12	41,626.37	150.63	0.11
Main Board:	40,234.19	40,083.44	150.63	0.11
Blocks Board 6_2_3:	1,542.93	1,542.93	0.00	0.00
Forced Sales Board:	0.00	0.00	0.00	0.00
Special Terms Board:	0.00	0.00	0.00	0.00
Daily Average Transactions Volume	34,793,871	34,017,707	798,074	620
Transactions Volume	20,943,909	18,069,723	2,874,180	6
Main Board:	20,318,021	17,443,835	2,874,180	6
Blocks Board 6_2_3:	625,888	625,888	0	0
Forced Sales Board:	0	0	0	0
Special Terms Board:	0	0	0	0
Daily Average Number of Trades	34,522	34,287	233	3
Number of Trades	23,539	23,245	292	2
Main Board:	23,536	23,242	292	2
Blocks Board 6_2_3:	3	3	0	0
Forced Sales Board:	0	0	0	0
Special Terms Board:	0	0	0	0

Trading Details by Athex Sectors and Financial Instruments (ETFs)

Code	Sectors	Gain / Lose / Same	Number of Trades	Transactions Volume	Transactions Value	% of Total Trans. Value
3010	- Banks	3 / 3 / 0	6,983	13,427,052	12,406,016.41	29.70%
5510	- Basic Resources	1 / 9 / 3	628	259,250	680,739.96	1.63%
5010	- Construction & Materials	5 / 8 / 2	1,276	553,864	1,449,649.54	3.47%
4020	- Consumer Products & Services	2 / 2 / 4	1,257	246,824	1,981,024.83	4.74%
6010	- Energy	2 / 2 / 0	853	115,169	1,572,019.20	3.76%
12000	- Financial Instruments	1 / 0 / 0	2	6	114.06	0.00%
3020	- Financial Services	1 / 1 / 3	1,352	508,841	201,697.99	0.48%
4510	- Food Beverage & Tobacco	3 / 0 / 3	474	120,176	1,517,138.78	3.63%
2010	- Health Care	1 / 2 / 0	102	21,377	24,176.02	0.06%
5020	- Industrial Goods & Service	5 / 6 / 2	1,904	492,550	2,864,858.76	6.86%
3030	- Insurance	0 / 1 / 1	13	6,491	48,886.70	0.12%
4030	- Media	0 / 1 / 0	8	5,508	2,151.92	0.01%
4520	- Personal Care, Drug & Grocery Stores	1 / 2 / 0	93	23,758	60,819.54	0.15%
3510	- Real Estate	4 / 3 / 3	633	258,628	1,161,133.27	2.78%
4040	- Retail	5 / 2 / 0	241	45,283	116,911.15	0.28%
1010	- Technology	7 / 2 / 2	854	326,939	959,942.42	2.30%
1510	- Telecommunications	2 / 0 / 0	1,346	322,902	5,241,887.13	12.55%
4050	- Travel & Leisure	5 / 0 / 0	1,690	636,653	5,672,716.27	13.58%
6510	- Utilities	4 / 1 / 0	3,708	1,082,471	5,812,744.42	13.91%

Top 10 best & worst performing Shares

Main Market

With positive Price change	Closing price	change	With negative Price change	Closing price	change
QUEST HOLDINGS (CR)	4.485	6.66% #	EKTER SA (CR)	1.065	-4.05% €
MEDICON S.A (CR)	3.09	5.82% #	PIRAEUS FINANCIAL HOLD (CR)	0.75	-3.23% €
PPC (CR)	5.09	4.90% #	EPSILON NET (CR)	5.46	-2.50% €
FOURLIS (CR)	2.985	4.01% #	PAPOUTSANIS (CR)	2.4	-1.64% €
AVAX S.A. (CR)	0.705	3.98% #	TPA SA (CR)	24.1	-1.63% €
JUMBO SA (CR)	14.68	3.67% #	BANK OF GREECE (CR)	14.9	-1.32% €
ADMIE (IPTO) HOLDING S.A. (CR)	1.8	3.21% #	ELVALHALCOR (CR)	1.38	-0.58% €
MOTOR OIL (CR)	16.5	2.36% #	PETROPOULOS PETROS (CR)	5.44	-0.37% €
INTRAKAT (CR)	2.225	2.30% #	PLAISIO COMPUTERS SA (CR)	3.46	-0.29% €
UNIBIOS (CR)	0.575	1.95% #	BRIQ PROPERTIES (CR)	1.885	-0.26% €
With the highest Transactions Value	Value (thou. €)	change	With the highest Transactions Volume	Volume	change
OPAP (CR)	5,478.40	1.08% #	ALPHA SERVICES HOLD (CR)	4,742,788	0.10% #
OTE (CR)	5,229.10	1.44% #	PIRAEUS FINANCIAL HOLD (CR)	3,909,795	-3.23% €
PPC (CR)	3,970.14	4.90% #	EUROBANK HOLDINGS (CR)	3,713,595	1.92% #
ALPHA SERVICES HOLD (CR)	3,662.09	0.10% #	NATIONAL BANK (CR)	995,493	0.34% #
PIRAEUS FINANCIAL HOLD (CR)	2,965.32	-3.23% €	PPC (CR)	787,533	4.90% #
NATIONAL BANK (CR)	2,934.62	0.34% #	OPAP (CR)	389,855	1.08% #
EUROBANK HOLDINGS (CR)	2,808.56	1.92% #	OTE (CR)	321,371	1.44% #
MYTILINEOS (CR)	2,331.58	0.89% #	ADMIE (IPTO) HOLDING S.A. (CR)	194,114	3.21% #
JUMBO SA (CR)	1,873.93	3.67% #	MYTILINEOS (CR)	171,685	0.89% #
MOTOR OIL (CR)	1,412.70	2.36% #	ELLAKTOR (CR)	170,154	0.23% #

Note: Stocks that are not included in the "Under Supervision" category, and the transactions value is more than 10,000 €.

Derivatives Summary

	Number of Trades	Volume	Open Interest
Index Futures	448	4,114	4,052
FTSE/Athex Banks	0	0	28
FTSE/Athex Large Cap	448	4,114	4,024
Stock Futures	2,454	14,749	245,273
ADMIE (IPTO) HOLDING S.A. (CR)	11	31	4,877
ALPHA SERVICES HOLD (CR)	217	3,421	85,128
CC HBC AG (CR)	40	141	1,284
CENERGY HOLDINGS (CB)	20	51	6,953
ELLAKTOR (CR)	1	20	601
EUROBANK HOLDINGS (CR)	86	1,527	24,831
EYDAP S.A. (CR)	0	0	134
FOURLIS (CR)	6	7	1,510
GEK TERNA (CR)	24	105	6,475
HELLENIC EXCHANGES-A.S.E. (CR)	0	0	728
HELLENIC PETROLEUM (CR)	1	5	1,115
INTRACOM HOLDINGS (CR)	26	104	3,816
JUMBO SA (CR)	44	106	548
LAMDA DEVELOPMENT SA (CR)	9	38	4,460
MARFIN INVESTMENT GROUP (CR)	1,007	1,710	18,835
MOTOR OIL (CR)	43	214	422
MYTILINEOS (CR)	100	570	4,730
NATIONAL BANK (CR)	197	2,900	13,130
OPAP (CR)	7	26	698
OTE (CR)	52	202	1,287
P.P.A. S.A. (CR)	0	0	662
PIRAEUS FINANCIAL HOLD (CR)	196	2,116	31,546
PPC (CR)	306	1,314	19,390
TERNA ENERGY (CR)	43	90	5,912
TITAN CEMENT (CB)	6	11	916
VIOHALCO SA/NV (CB)	12	40	5,285
Index Options	12	123	1,454
FTSE/Athex Large Cap	12	123	1,454
Stock Options	1	5	526
ALPHA SERVICES HOLD (CR)	0	0	20
NATIONAL BANK (CR)	0	0	26
OPAP (CR)	0	0	138
OTE (CR)	0	0	5
PIRAEUS FINANCIAL HOLD (CR)	0	0	0
PPC (CR)	1	5	337
Total Derivatives Traded	2,915	18,991	251,305

Number of Outstanding Securities	Nominal Value	Dividends [1] 2019 2020 2021	Date of Last Coupon Dividend [2] Right	Note	Shares	Closing price	% change	Previous closing price/date	Open price	Price min	Price max	Last price	Avg price	Last Bid [7]	Last Ask [7]	P/E after tax	Year	Volume	Trades	Transactions Value[8]	Company Mkt Value (thou. €)	Year low	Year high	Sector[4]	
Suspension Status																									
5,867,311	0.300	---	---	---	11/08/2010 28/04/2017	5243	DIONIC (CR)	0.11	---	---	0.11	30/06/2020	---	---	---	---	---	---	---	---	---	---	---	---	---
66,948,210	0.300	---	---	---	22/09/2015 22/09/2015	5179	FOLLI FOLLIE (CR)	4.8	---	---	4.8	24/05/2018	---	---	---	---	---	---	---	---	---	---	---	---	---
12,417,000	0.310	---	---	---	27/08/2019 28/08/2017	5233	MLS MULTIMEDIA SA (CR)	0.57	---	---	0.57	12/05/2020	---	---	---	---	---	---	---	---	---	---	---	---	---
33,301,715	0.320	---	---	---	27/06/2003 08/07/2009	5241	AEGEK (CR)	0.035	---	---	0.035	25/06/2020	---	---	---	---	---	---	---	---	---	---	---	---	---
4,737,503	0.320	---	---	---	22/06/2005 22/09/2015	5115	VARANGIS AVEPE S.A. (CR)	0.11	---	---	0.11	02/03/2022	---	---	---	---	---	---	---	---	---	---	---	---	---
77,126,446	0.340	---	---	---	23/05/2005 18/08/2011	5206	G.E. DIMITRIOU (CR)	0.0125	---	---	0.0125	30/04/2019	---	---	---	---	---	---	---	---	---	---	---	---	---
7,085,888	1.59	---	---	---	02/07/1996 06/09/2010	5216	ELVIEK (CR)	2.6	---	---	2.6	30/09/2019	---	---	---	---	---	---	---	---	---	---	---	---	---
25,179,640	0.600	---	---	---	08/08/1994 19/09/2000	5191	J.BOUTARIS & SON (CR)	0.026	---	---	0.026	01/10/2018	---	---	---	---	---	---	---	---	---	---	---	---	---
1,540,000	0.600	---	---	---	08/08/1994 19/09/2000	5192	J.BOUTARIS & SON (PR)	0.057	---	---	0.057	01/10/2018	---	---	---	---	---	---	---	---	---	---	---	---	---
7,734,375	1.00	---	---	---	09/07/2007 07/01/2011	5266	LIVANIS SA (CR)	0.185	---	---	0.185	03/05/2022	---	---	---	---	---	---	---	---	---	---	---	---	---

Shares' Notes

Code	Note text
()	- Adjusted dividends.
*	- Last adjusted closing price.
[1]	- Net dividends.
[2]	- The "Date of Last Coupon" for New listings refers to the date company's stocks started to trade in Athex
[3]	- The Company Market Value is referred to the number of outstanding shares
[4]	- Sectors codification can be found in Appendix A
[5]	- The Market Value refers to the total number of shares listed (including their several classes) in the exchange by the company.
[6]	- P/E greater than 100
[7]	- Last view of the Order Book before the end of the trading session
[8]	- All Blocks Methods' Transactions Value are included.
4750	- Transfer to the Under Surveillance Category from 8/4/2011.
4912	- Transfer to the Surveillance Category as of 31/7/2012.
4955	- Transfer to the Surveillance Category as from 5/4/2013.
4957	- Transfer to the Surveillance Category as from 5/4/2013.
4958	- Transfer to the Surveillance Category as from 5/4/2013.
4959	- Transfer to the Surveillance Category as from 5/4/2013.
5093	- Transfer to the Surveillance Category as of 8/4/2015.
5115	- Transfer to the Surveillance Category as of 15/04/2016.
5141	- Transfer to the Surveillance Category as of 10/05/2017.
5160	- Transfer to the Surveillance Category as of 15/04/2016.
5162	- Transfer to the Under Supervision Category as of 21/12/2009.
5165	- Transfer to the Surveillance Category as of 15/02/2018.
5179	- Suspension of trading as of 25/05/2018.
5191	- Suspension of trading as of 02/10/2018.
5192	- Suspension of trading as of 02/10/2018.
5193	- Transfer to the Surveillance Category as of 25/10/2018.
5194	- Transfer to the Surveillance Category as of 25/10/2018.
5197	- Transfer to the Surveillance Category as of 07/11/2018.
5206	- Suspension of trading as of 02/05/2019.
5216	- Suspension of trading as of 01/10/2019.
5232	- Transfer to the Under Surveillance Category from 08/04/2011.
5233	- Suspension of trading as of 13/05/2020.
5241	- Suspension of trading as of 26/06/2020.
5243	- Suspension of trading as of 01/07/2020.
5245	- Transfer to the Surveillance Category as of 09/07/2020.
5248	- Transfer to the Surveillance Category as of 06/09/20116.
5253	- Transfer to the Surveillance Category as of 14/5/2021.
5266	- Suspension of trading as of 04/05/2022.

Securities Blocks Details

Securities	Block Volume	Price	Block Trade Value	Time of approval	Note
EUROBANK HOLDINGS (CR)	522,500	0.757	395,375.75	11:26:18	14
KRI-KRI S.A. (CR)	50,000	5.60	280,000.00	11:58:33	20
OTE (CR)	53,388	16.25	867,555.00	17:05:09	20

Blocks Notes

- 9 - Method 6-1 / Special Fees
- 10 - Method 6-1 / Special Fees, SDS
- 14 - Method 6-3 / Settlement, Incomplete Buy and Sell
- 18 - Method 6-2 / SPOT 1
- 19 - Method 6-2 / SPOT 2
- 20 - Method 6-1 and Method 6-1 Same Day Settlement
- 21 - Other Pre-agreed

Shares Rights Details

Occurred date	Exercise from	Exercise until	Trading until	Rights	Price min	Price max	Closing price	Last Bid	Last Ask	Volume	Trades	Transactions Value
01/07/2022	06/07/2022	21/07/2022	18/07/2022	INTRALOT S.A. (CR)	0.001	0.001	0.001	2,490,167	122	2,488.17

Forced Sales Details

Securities	Category of Security	Transactions Volume	Number of Trades	Transactions Value	Note
------------	----------------------	------------------------	---------------------	-----------------------	------

No Forced Transactions.

Forced Sales Notes

- 1 - Compulsory Public Forced Sales
- 2 - Forced Sales of Fixed Registered Shares
- 3 - Forced Sales of Remaining Fractional Shares

Exchange Traded Funds (ETFs) Characteristics

	Transactions Date (T)	Creation / Redemption	Units (T-1)	New Units (T-1)	Redemption Units (T-1)	Units (T) [1]	Fund Assets [2]	Net Unit Price	Dividend per Unit	Dividend Date
ALPHA ETF FTSE Athex Large Cap	13/07/2022	5,000	906,928	---	---	906,928	17,151,650.00	18.9118	0.52	01/07/2022

ETFs Notes

[1] - Units (T) = Units (T-1) + New Units (T-1) - Redemption Units (T-1)

[2] - The Creation / Redemption Units of T-1 are included.

Non Convertible Corporate Bonds - Regulated Market

Num Listed Bonds	Nominal price	Issue price	Today's Rate	Exp. Date	Duration (years)	Note	Coupon		Trading Unit	Corporate Bonds	Accrued Int.	Yield.T.Mat	Price min	Price max	Closing price	Previous closing price/date	Volume	Transactions Value	Last order		ear min	Year max		
							Common	Preferred											Price	Buy / Sell			Date	
100,000	1,000.00	1,000.00	2.95	11/02/2027	5	---	1	---	1	SAFE BULKERS PARTICIPATIONS PLC (Non Convertible)	12.6194	5.5310	---	---	---	90.2000	12/07/2022	---	---	90.5001	B	13/07/2022	88.9211	100.0000
320,000	1,000.00	1,000.00	3.40	21/07/2027	7	---	4	---	1	LAMDA DEVELOPMENT S.A. (Non Convertible)	16.5278	4.5650	92.0000	94.2000	93.9000	93.9500	12/07/2022	58,000	55,427.61	93.0000	B	13/07/2022	86.1000	102.0000
200,000	1,000.00	1,000.00	2.10	27/10/2027	7	---	4	---	1	O.P.A.P. S.A. (Non Convertible)	4.6083	2.7270	96.4490	96.9873	96.5985	96.4990	12/07/2022	36,000	34,941.37	96.0000	B	13/07/2022	90.1209	101.7500
200,000	1,000.00	1,000.00	1.90	23/03/2028	7	---	3	---	1	MOTOR OIL CORINTH REFINERIES SA (Non Convertible)	6.0167	3.7590	90.5000	91.9800	90.7283	91.9360	12/07/2022	43,000	39,434.02	90.5010	B	13/07/2022	88.7317	99.2000
100,000	1,000.00	1,000.00	2.70	25/05/2026	5	---	3	---	1	COSTAMARE PARTICIPATIONS PLC (Non Convertible)	3.8250	4.0520	95.0000	95.0000	95.0000	95.1830	12/07/2022	5,000	4,769.13	95.0000	B	13/07/2022	94.7621	102.0000
300,000	1,000.00	1,000.00	2.30	20/07/2028	7	---	2	---	1	PRODEA REIC S.A.(Non Convertible)	11.2444	5.0620	85.5000	87.0000	86.5736	86.1390	12/07/2022	19,000	16,662.63	86.0000	B	13/07/2022	85.7333	98.1000
150,000	1,000.00	1,000.00	2.65	22/10/2026	5	---	2	---	1	CPLP SHIPPING HOLDINGS PLC (Non Convertible)	5.8889	4.1470	---	---	---	94.2000	12/07/2022	---	---	92.5000	B	13/07/2022	91.5000	100.0000
250,000	1,000.00	1,000.00	2.45	16/11/2028	7	---	2	---	1	ELVALHALCOR S.A. (Non Convertible)	4.0833	4.6640	88.3500	89.0000	88.6603	87.7770	12/07/2022	39,000	34,736.78	88.2000	B	13/07/2022	87.5839	100.2900
500,000	1,000.00	1,000.00	2.75	03/07/2027	7	---	5	---	1	GEK TERNA S.A. (Non Convertible)	0.8403	4.7720	90.6840	90.6850	90.6840	90.6850	12/07/2022	54,000	49,014.79	90.6400	B	13/07/2022	88.0000	99.0000
300,000	1,000.00	1,000.00	2.30	14/12/2028	7	---	2	---	1	GEK TERNA S.A. (Non Convertible)	1.9806	3.9950	---	---	---	90.9570	12/07/2022	---	---	89.5000	B	13/07/2022	87.9280	100.0000
175,000	1,000.00	1,000.00	3.40	26/07/2024	5	---	6	---	1	ATTICA HOLDINGS S.A. (Non Convertible)	16.0556	4.2870	97.4000	97.5000	97.4830	96.9460	12/07/2022	20,000	19,817.71	95.0004	B	13/07/2022	93.2476	99.4500
230,000	1,000.00	1,000.00	4.70	12/07/2029	7	---	1	---	1	LAMDA DEVELOPMENT S.A. (Non convertible)	0.3917	4.6550	99.7000	101.0000	100.2371	---	---	426,000	427,177.05	99.8500	B	13/07/2022	99.7000	101.0000
200,000	1,000.00	1,000.00	3.60	12/03/2026	7	---	7	---	1	AEGEAN AIRLINES S.A. (Non Convertible)	12.3000	4.7180	94.5000	96.5000	94.6453	93.8900	12/07/2022	87,000	83,873.39	94.5500	B	13/07/2022	93.8900	101.3000
150,000	1,000.00	1,000.00	2.60	22/10/2026	7	---	6	---	1	TERNA ENERGY FINANCE S.A. (Non Convertible)	5.7778	4.3160	92.2500	93.0000	92.5962	93.5000	12/07/2022	13,000	12,112.61	92.5000	B	13/07/2022	92.1000	99.9900
100,000	1,000.00	1,000.00	2.80	25/01/2027	5	---	1	---	1	PREMIA S.A. (Non Convertible)	13.3000	5.5950	89.5000	89.5000	89.5000	90.0000	11/07/2022	1,000	908.30	88.5100	B	13/07/2022	89.2703	99.5000
120,000	1,000.00	1,000.00	3.95	04/04/2025	7	---	9	---	1	GEK TERNA S.A. (Non Convertible)	11.1917	3.6240	99.2000	99.5000	99.2600	99.4890	12/07/2022	50,000	50,189.58	99.0000	B	13/07/2022	99.0000	103.2000
90,000	1,000.00	1,000.00	3.00	11/05/2023	5	---	9	---	1	CORAL A.E. (Non Convertible)	5.4167	2.7680	99.7500	100.0000	99.9024	100.0000	12/07/2022	41,000	41,182.08	99.7500	B	13/07/2022	99.0001	102.0000
20,148	1,000.00	1,000.00	4.95	26/06/2023	5	---	9	---	1	B&F COMM. & GARM. INDUS. S.A. (Non Convertible)	2.4750	4.3350	---	---	---	99.7530	06/07/2022	---	---	100.0000	B	13/07/2022	99.0000	102.0000

Corporate Bonds Notes

Transactions Volume = (Pieces) * (Nominal Price). Transactions Value = (Pieces) * (Nominal Price) * (price %) + (Accrued interest).

The price of a Bond is stated as a percentage (%) of Bond's Nominal Price.

Nominal Price in Euros (€), except if it is noted differently.

Non Convertible Corporate Bonds - Regulated Market

Num Listed Bonds	Nominal price	Issue price	Today's Rate	Exp. Date	Duration (years)	Note	Coupon		Trading Unit	Corporate Bonds	Accrued Int.	Yield.T.Mat	Price min	Price max	Closing price	Previous closing price/date	Volume	Transactions Value	Last order		ear min	Year max		
							Common	Preferred											Price	Buy / Sell			Date	
120,000	1,000.00	1,000.00	2.65	06/12/2028	7	---	2	---	1	NOVAL PROPERTY REIC (Non Convertible)	2.8708	4.7480	88.0691	91.4290	89.2048	90.5000	12/07/2022	35,000	31,322.15	88.7000	B	13/07/2022	87.3283	100.0000

Corporate Bonds Notes

Transactions Volume = (Pieces) * (Nominal Price). Transactions Value = (Pieces) * (Nominal Price) * (price %) + (Accrued interest).

The price of a Bond is stated as a percentage (%) of Bond's Nominal Price.

Nominal Price in Euros (€), except if it is noted differently.

Government Bonds

Number Listed Bonds	Nominal price	Today's Rate	Accrued Interest Calc	Exp. Date [1]	Duration (years)	Note	Coupons Date	Curr. coupon value	Trading Unit	Government Bonds	Price min	Price max	Closing price	Previous closing price/date	Volume	Transactions Value	Price	Last order Buy / Sell	Date
3,000,000	1,000.00	4.38	Actual/Actual	01/08/2022	5	---	01/08	4.38	1	GGB-FXD-010822-05Y-4.375-1.000	---	---	---	---	---	---	1.0000	B	28/11/2018
4,500,000	1,000.00	1.88	Actual/Actual	04/02/2035	15	---	04/02	1.88	1	GGB-FXD-040235-15Y-1.875-1.000	---	---	---	---	---	---	---	---	---
2,500,000	1,000.00	3.45	Actual/Actual	02/04/2024	5	---	02/04	3.45	1	GGB-FXD-020424-05Y-3.450-1.000	---	---	---	---	---	---	---	---	---
6,000,000	1,000.00	0.75	Actual/Actual	18/06/2031	10	---	18/06	0.75	1	GGB-FXD-180631-10Y-0.750-1.000	---	---	---	---	---	---	---	---	---
4,355,990,324	1.00	3.50	Actual/Actual	30/01/2023	5	---	01/02 - 31/01	3.50	1	GGB-FXD-300123-05Y-3.500-1.000	---	---	---	94.5720 13/07/2018	---	---	1.0000	B	28/11/2018
5,962,747,327	1.00	3.75	Actual/Actual	30/01/2028	10	---	/02 - 01/02 - 31/	3.75	1	GGB-FXD-300128-10Y-3.750-1.000	---	---	---	85.4610 13/07/2018	---	---	1.0000	B	28/11/2018
7,067,309,386	1.00	3.90	Actual/Actual	30/01/2033	15	---	/02 - 01/02 - 31/	3.90	1	GGB-FXD-300133-15Y-3.900-1.000	---	---	---	78.6730 13/07/2018	---	---	1.0000	B	28/11/2018
5,472,848,349	1.00	4.00	Actual/Actual	30/01/2037	19	---	/02 - 01/02 - 31/	4.00	1	GGB-FXD-300137-19Y-4.000-1.000	---	---	---	77.0370 13/07/2018	---	---	1.0000	B	28/11/2018
5,276,770,669	1.00	4.20	Actual/Actual	30/01/2042	24	---	/02 - 01/02 - 31/	4.20	1	GGB-FXD-300142-24Y-4.200-1.000	---	---	---	77.7640 13/07/2018	---	---	1.0000	B	28/11/2018
119,550,565	1.00	4.30	Actual/Actual	24/02/2023	11	---	24/02	4.30	1	GGB-FXD-240223-11Y-2.000-1.000	---	---	---	10.0000 22/06/2015	---	---	10.0000	B	11/07/2019
48,794,718	1.00	4.30	Actual/Actual	24/02/2024	12	---	24/02	4.30	1	GGB-FXD-240224-12Y-2.000-1.000	---	---	---	10.0000 22/06/2015	---	---	---	---	---
40,248,141	1.00	4.30	Actual/Actual	24/02/2025	13	---	24/02	4.30	1	GGB-FXD-240225-13Y-2.000-1.000	---	---	---	10.0000 22/06/2015	---	---	---	---	---
59,586,043	1.00	4.30	Actual/Actual	24/02/2026	14	---	24/02	4.30	1	GGB-FXD-240226-14Y-2.000-1.000	---	---	---	10.0000 22/06/2015	---	---	---	---	---
41,118,344	1.00	4.30	Actual/Actual	24/02/2027	15	---	24/02	4.30	1	GGB-FXD-240227-15Y-2.000-1.000	---	---	---	10.0000 22/06/2015	---	---	---	---	---
45,137,734	1.00	4.30	Actual/Actual	24/02/2028	16	---	24/02	4.30	1	GGB-FXD-240228-16Y-2.000-1.000	---	---	---	10.0000 22/06/2015	---	---	---	---	---
61,768,888	1.00	4.30	Actual/Actual	24/02/2029	17	---	24/02	4.30	1	GGB-FXD-240229-17Y-2.000-1.000	---	---	---	10.0000 22/06/2015	---	---	---	---	---
54,567,744	1.00	4.30	Actual/Actual	24/02/2030	18	---	24/02	4.30	1	GGB-FXD-240230-18Y-2.000-1.000	---	---	---	10.0000 22/06/2015	---	---	---	---	---
37,541,515	1.00	4.30	Actual/Actual	24/02/2031	19	---	24/02	4.30	1	GGB-FXD-240231-19Y-2.000-1.000	---	---	---	10.0000 22/06/2015	---	---	---	---	---
37,558,317	1.00	4.30	Actual/Actual	24/02/2032	20	---	24/02	4.30	1	GGB-FXD-240232-20Y-2.000-1.000	---	---	---	10.0000 22/06/2015	---	---	---	---	---
37,473,732	1.00	4.30	Actual/Actual	24/02/2033	21	---	24/02	4.30	1	GGB-FXD-240233-21Y-2.000-1.000	---	---	---	10.0000 22/06/2015	---	---	---	---	---
33,888,293	1.00	4.30	Actual/Actual	24/02/2034	22	---	24/02	4.30	1	GGB-FXD-240234-22Y-2.000-1.000	---	---	---	10.0000 22/06/2015	---	---	---	---	---
35,177,800	1.00	4.30	Actual/Actual	24/02/2035	23	---	24/02	4.30	1	GGB-FXD-240235-23Y-2.000-1.000	---	---	---	10.0000 22/06/2015	---	---	---	---	---
35,547,268	1.00	4.30	Actual/Actual	24/02/2036	24	---	24/02	4.30	1	GGB-FXD-240236-24Y-2.000-1.000	---	---	---	10.0000 22/06/2015	---	---	---	---	---
40,246,306	1.00	4.30	Actual/Actual	24/02/2037	25	---	24/02	4.30	1	GGB-FXD-240237-25Y-2.000-1.000	---	---	---	10.0000 22/06/2015	---	---	---	---	---
37,643,952	1.00	4.30	Actual/Actual	24/02/2038	26	---	24/02	4.30	1	GGB-FXD-240238-26Y-2.000-1.000	---	---	---	10.0000 22/06/2015	---	---	---	---	---
36,977,100	1.00	4.30	Actual/Actual	24/02/2039	27	---	24/02	4.30	1	GGB-FXD-240239-27Y-2.000-1.000	---	---	---	10.0000 22/06/2015	---	---	---	---	---
41,615,000	1.00	4.30	Actual/Actual	24/02/2040	28	---	24/02	4.30	1	GGB-FXD-240240-28Y-2.000-1.000	---	---	---	10.0000 22/06/2015	---	---	---	---	---
42,227,208	1.00	4.30	Actual/Actual	24/02/2041	29	---	24/02	4.30	1	GGB-FXD-240241-29Y-2.000-1.000	---	---	---	10.0000 22/06/2015	---	---	---	---	---
68,288,487	1.00	4.30	Actual/Actual	24/02/2042	30	---	24/02	4.30	1	GGB-FXD-240242-30Y-2.000-1.000	---	---	---	10.0000 22/06/2015	---	---	---	---	---
4,000,000	1,000.00	3.88	Actual/Actual	12/03/2029	10	---	12/03	3.88	1	GGB-FXD-120329-10Y-3.875-1.000	---	---	---	---	---	---	100.0000	B	15/10/2019
4,500,000	1,000.00	0.00	Actual/Actual	12/02/2026	5	---	12/02	0.00	1	GGB-FXD-120226-05Y-0.000-1.000	---	---	---	---	---	---	---	---	---
3,000,000	1,000.00	3.38	Actual/Actual	15/02/2025	7	---	15/02	3.38	1	GGB-FXD-150225-07Y-3.375-1.000	---	---	---	---	---	---	---	---	---
250,250	1,000.00	2.90	Actual/Actual	20/03/2023	4	---	20/03	2.90	1	GGB-FXD-200323-04Y-2.900-1.000	---	---	---	---	---	---	---	---	---
964,000	1,000.00	3.25	Actual/Actual	20/03/2025	6	---	20/03	3.25	1	GGB-FXD-200325-06Y-3.250-1.000	---	---	---	---	---	---	---	---	---

Government Bonds Notes

Transactions Volume = (Pieces) * (Nominal Price). Transactions Value = (Pieces) * (Nominal Price) * (price %) + (Accrued interest).

The Value of current coupon for the issues with NV 0.01 euro refers to NV 100 euros

FLR: Floating Interest Rate.

[1] - The Expiration Date of the interest bearing period and the Date for coupon payment.

Government Bonds

Number Listed Bonds	Nominal price	Today's Rate	Accrued Interest Calc	Exp. Date [1]	Duration (years)	Note	Coupons Date	Curr. coupon value	Trading Unit	Government Bonds	Price min	Price max	Closing price	Previous closing price/date	Volume	Transactions Value	Price	Last order Buy / Sell	Date
2,100,000	1,000.00	3.55	Actual/Actual	20/03/2026	7	---	20/03	3.55	1	GGB-FXD-200326-07Y-3.550-1.000	---	---	---	---	---	---	---	---	---
40,000	1,000.00	0.22	FLR Actual/360	16/09/2022	1	---	16/03 - 16/09	---	1	GGB-FLT-160922-01Y-0.108-1.000	---	---	---	---	---	---	---	---	---
5,500,000	1,000.00	1.50	Actual/Actual	18/06/2030	10	---	18/06	1.50	1	GGB-FXD-180630-10Y-1.500-1.000	---	---	---	---	---	---	---	---	---
5,364,250	1,000.00	3.25	Actual/Actual	20/03/2050	30	---	20/03	3.25	1	GGB-FXD-200350-30Y-3.250-1.000	---	---	---	---	---	---	---	---	---
3,924,361	1,000.00	2.00	Actual/Actual	22/04/2027	7	---	22/04	2.00	1	GGB-FXD-220427-07Y-2.000-1.000	---	---	---	---	---	---	99.9000	B	22/04/2020
2,500,000	1,000.00	1.88	Actual/Actual	23/07/2026	7	---	23/07	1.88	1	GGB-FXD-230726-07Y-1.875-1.000	---	---	---	---	---	---	---	---	---
3,500,000	1,000.00	1.88	Actual/Actual	24/01/2052	30	---	24/01	1.88	1	GGB-FXD-240152-30Y-1.875-1.000	---	---	---	---	---	---	---	---	---
3,000,000	1,000.00	1.75	Actual/Actual	18/06/2032	10	---	18/06	1.75	1	GGB-FXD-180632-10Y-1.750-1.000	---	---	---	---	---	---	---	---	---

Government Bonds Notes

Transactions Volume = (Pieces) * (Nominal Price). Transactions Value = (Pieces) * (Nominal Price) * (price %) + (Accrued interest).

The Value of current coupon for the issues with NV 0.01 euro refers to NV 100 euros

FLR: Floating Interest Rate.

[1] - The Expiration Date of the interest bearing period and the Date for coupon payment.

Treasury Bills & Zero Coupon Government Bonds

Issue Date	13-Week Maturity									26-Week Maturity									52-Week Maturity								
	Exp. Date	Initial Rate	Num Listed Bonds	Nominal price	Issue price	Last Trade Price	Last Trade Date	Volume Traded	Note	Exp. Date	Initial Rate	Num Listed Bonds	Nominal price	Issue price	Last Trade Price	Last Trade Date	Volume Traded	Note	Exp. Date	Initial Rate	Num Listed Bonds	Nominal price	Issue price	Last Trade Price	Last Trade Date	Volume Traded	Note
10/09/2021	---	---	---	---	---	---	---	---	---	---	---	---	---	---	---	---	---	---	09/09/2022	-0.31	1,000,000	1,000.00	1,003.14	---	---	---	---
10/12/2021	---	---	---	---	---	---	---	---	---	---	---	---	---	---	---	---	---	---	09/12/2022	-0.40	600,000	1,000.00	1,004.06	---	---	---	---
11/03/2022	---	---	---	---	---	---	---	---	---	---	---	---	---	---	---	---	---	---	10/03/2023	-0.23	1,000,000	1,000.00	1,002.30	---	---	---	---
10/06/2022	---	---	---	---	---	---	---	---	---	---	---	---	---	---	---	---	---	---	09/06/2023	0.83	1,600,000	1,000.00	991.68	---	---	---	---

Bonds in Circulation	Currency / Min nominal traded Value	Coupons Payment Date	Current Coupon Value	Note	Coupon	Trading Unit	Issue Date	Duration (years)	Today's Interest	A.I.C in days	Bonds	Last price of previous days		Last Outcry in Cash (euro)			Trades in Pieces	Life min	Life Max
												Price	Buy / Sell	Price	Buy / Sell	Date			
Corporate Bonds in Foreign Currency and Euro																			
103,746	GBP / 10	01/12	0.25	---	63	1	01/12/1930	98	2.5	360	National Mortgage Bank	2.27	05/02/1996	2.27	S	05/02/1996	---	2.27	2.27
0	GBP / 10	01/12	0.25	---	65	1	01/12/1928	100	2.5	360	National Mortgage Bank	---	---	---	---	---	---	---	---

Government Bonds Notes

A.I.C: Accrued Interest Calculation base.

FLR: Floating Interest Rate.

The minimum tradeable Nominal Value for all Demeterialised Government Titles is 100 Euros.

(μφρ-0)

Athex & ATHEXClear Members List

Member Name				Stock Market			Derivatives Market		ATHEXClear Member	
	Address	Phone	Fax	Market Member	Remote Member	Market Maker	Proprietary	Market Maker	General Clearing	Direct Clearing
A. SARRIS SECURITIES S.A.				a						
6, ΔΡΑΓΑΤΣΑΝΙΟΥ 6 ΑΘΗΝΑ	2103367700									
AEONIC SECURITIES C.I.F. P.L.C.				a	a					
, ΛΑΪΟΥ 6, ΓΡ. 301B, ANNA COURT	35725337600									
ALPHA BANK S.A.									a	
, ΣΤΑΔΙΟΥ 40 ΑΘΗΝΑ	2103260000									
ALPHA FINANCE INVESTMENT SERVICES SINGLE MEMBER SA				a		a	a	a		a
5, ΜΕΡΛΙΝ 5 ΑΘΗΝΑ	2103677400									
ARGUS STOCKBROKERS LTD				a	a		a			
25, 25 ΛΕΩΦΟΡΟΣ ΔΗΜΟΣΘΕΝΗ ΣΕΒΕΡΗ	0035722717000									
ATLANTIC SECURITIES LTD				a	a					
37, ΠΡΟΔΡΟΜΟΥ 37	0035722445400									
AXON SECURITIES S.A.				a			a			
48, ΣΤΑΔΙΟΥ 48 ΑΘΗΝΑ	2103363800									
BETA SECURITIES S.A.				a		a	a			a
29, Α.ΑΛΕΞΑΝΔΡΑΣ 29 ΑΘΗΝΑ	2106478930									
BNP PARIBAS SECURITIES SERVICES									a	
2, ΛΑΜΨΑΚΟΥ 2 ΑΘΗΝΑ	2107468500									
BOFA SECURITIES EUROPE SA				a	a					
, 112 AVENUE KL'BER 75116	+33 153655555									
CAPITAL SECURITIES S.A.				a			a			
58, ΜΗΤΡΟΠΟΛΕΩΣ 58 ΑΘΗΝΑ	2103369700									
CFS SECURITIES INVESTMENT SERVICES S.A.				a						
3, ΠΑΠΑΡΡΗΓΟΠΟΥΛΟΥ 3 ΑΘΗΝΑ	2103360800									
CITIGROUP GLOBAL MARKETS EUROPE AG				a	a					
16, REUTERWEG 16	+49 691366-0									
CITIGROUP GLOBAL MARKETS LIMITED				a						
1, 33 CANADA SQUARE - CANARY WHARF	+44 02079864000									
CREDIT SUISSE BANK (EUROPE), S.A.				a	a					
, CALLE AYALA 42, 3A PLANTA-B MADRID	+34917916000									
CREDIT SUISSE SECURITIES (EUROPE) LIMITED				a						
1, ONE CABOT SQUARE LONDON	+44 2078888888									
CYCLOS SECURITIES S.A.				a			a			
39, ΠΑΝΕΠΙΣΤΗΜΙΟΥ 39 ΑΘΗΝΑ	2103364300									
DEUTSCHE BANK S.A.					a					
1, GREAT WINCHESTER STREET LONDON	+44 20 754 54209	00441133361437								
EUROBANK EQUITIES INVESTMENT FIRM SINGLE MEMBER SA				a		a	a	a		a
, ΦΙΛΕΛΗΝΩΝ 10 & ΞΕΝΟΦΩΝΤΟΣ 13 ΑΘΗΝΑ	2103720425									
EUROBANK S.A.									a	
, ΟΘΩΝΟΣ 8 ΑΘΗΝΑ	2103337000									
EUROCORP INVESTMENT SERVICES S.A.				a			a			a
14, ΠΛ.ΦΙΛΙΚΗΣ ΕΤΑΙΡΕΙΑΣ 14 ΑΘΗΝΑ	2107263600									
EUROTRUST INVESTMENT FIRM SA				a						
113, ΣΕΒΑΣΤΟΥΠΟΛΕΩΣ 113 ΑΘΗΝΑ	2103363100									
EUROXX SECURITIES S.A.				a		a	a	a		a
7, ΠΑΛΑΙΟΛΟΓΟΥ ΧΑΛΑΝΔΡΙ	(210)-6879400	(210)-6879401								
7, ΠΑΛΕΟΛΟΓΟΥ ΧΑΛΑΝΔΡΙ	+30 2106879400	210-6879401								
G. A. PERVANAS SECURITIES- INVESTMENT SERVICES S.A.				a						
7-9, ΣΟΦΟΚΛΕΟΥΣ 7-9 ΑΘΗΝΑ	2103727200									
GLOBAL CAPITAL SECURITIES & FINANCIAL SERVICES LTD				a	a					
50, ΛΑΡΧΙΕΠΙΣΚΟΠΟΥ ΜΑΚΑΡΙΟΥ Γ50	0035722710710									
HELLENIC AMERICAN SECURITIES S.A.				a		a	a			a
27, ΑΝΔΡΕΑ ΠΑΠΑΝΔΡΕΟΥ 27 ΜΑΡΟΥΣΙ	2103311100									
HELLENIC BANK (INVESTMENTS) LTD					a					
, ΑVE.ΚΥΡΙΑΚΟΥ ΜΑΤΣΙ 31 - ΡΟ BOX 24747 NICOSIA	+357 22500100	357 22500110								
HSBC CONTINENTAL EUROPE									a	
109-111, Α.ΜΕΣΟΓΕΙΩΝ 109-111	2106960000									
INDEX SECURITIES S.A.				a						
6, ΔΡΑΓΑΤΣΑΝΙΟΥ 6 ΑΘΗΝΑ	2103213920									
J. CHR. MAVRIKIS SECURITIES S.A.				a						
5, ΣΟΦΟΚΛΕΟΥΣ 5 ΑΘΗΝΑ	2103216730									
ΚΑΡΡΑ SECURITIES S.A.				a			a			
15, ΒΑΛΑΩΡΙΤΟΥ 15 ΑΘΗΝΑ	2103678600									

Athex & ATHEXClear Members List

Member Name				Stock Market			Derivatives Market		ATHEXClear Member	
	Address	Phone	Fax	Market Member	Remote Member	Market Maker	Proprietary	Market Maker	General Clearing	Direct Clearing
KARAMANOF SECURITIES & INVESTMENT SERVICES S.A.				a						
2, ΠΛ.ΑΓ.ΘΕΟΔΩΡΩΝ 2 ATHINA	2103212947									
LAIKI FINANCIAL SERVICES LTD					a					
26, AVE. VYRONOS NICOSIA	357 22367367	357 22718567								
LEON DEPOLAS SECURITIES S.A.				a		a	a			
1, ΧΡΗΣΤΟΥ ΛΑΔΑ 1 ATHINA	2103213276 -28									
MEGA EQUITY SECURITIES & FINANCIAL SERVICES PUBLIC LTD				a	a		a			
42-44, ΛΕΩΦ.ΓΡΙΒΑ ΔΙΓΓΕΝΗ 42-44	0035722711711									
MERIT SECURITIES S.A				a		a	a			a
5, ΣΟΦΟΚΛΕΟΥΣ 5 ATHINA	2103671880									
MERRILL LYNCH INTERNATIONAL				a						
2, 2 KING EDWARD STREET LONDON	+44 20276281000									
N. CHRYSOCHOIDIS SECURITIES S.A.				a			a			a
7-9, ΣΟΦΟΚΛΕΟΥΣ 7-9 ATHINA	2103213913									
NATIONAL BANK OF GREECE S.A.				a			a		a	
86, ΑΙΟΛΟΥ STR. ATHINA	(210)-3341000	(210)-3228187								
68, ΑΚΑΔΙΜΙΑΣ STR. ATHINA	(210)-3328817	(210)-3328678								
NATIONAL SECURITIES SINGLE MEMBER SA				a		a	a	a		
66, ΛΕΩΦΟΡΟΣ ΑΘΗΝΩΝ 128-132 & ΙΦΙΓΕΝΙΑΣ ATHINA	2103328784									
NUNTIUS BROKERAGE AND INVESTMENT SERVICES S.A				a						
6, ΔΡΑΓΑΤΣΑΝΙΟΥ 6 ATHINA	2103350599									
ONE PLUS CAPITAL LIMITED				a	a					
, 75 PRODROMOU AVENUE NICOSIA 1307	35722873760									
OPTIMA BANK S.A.				a		a	a	a	a	
32, ΑΙΓΙΑΛΕΙΑΣ 32 & ΠΑΡΑΔΕΙΣΟΥ MAROUSI	2108173663									
PANTELAKIS SECURITIES S.A.				a		a	a	a		
57, ΕΘΝΙΚΗΣ ΑΝΤΙΣΤΑΣΕΩΣ 57, ΚΤΙΠΙΟ Β CHALANDRI	2106965000									
PEGASUS SECURITIES S.A				a			a			
17, ΒΑΛΑΩΡΙΤΟΥ 17 & ΑΜΕΡΙΚΗΣ ATHINA	2103670700									
PIRAEUS BANK S.A.				a			a		a	
, ΑΜΕΡΙΚΗΣ 4 ATHINA	2103335000									
PIRAEUS SECURITIES S. A.				a		a	a	a		a
10, ΣΤΑΔΙΟΥ 10 ATHINA	2103354100									
PROCHOICE SECURITIES LTD				a	a					
57, ΛΕΩΦ.ΣΠΥΡΟΥ ΚΥΠΡΙΑΝΟΥ 57, ΑΚΙΝΗΤΑ Φ	035724661192									
SHARELINK SECURITIES & FINANCIAL SERVICES LTD				a			a			
6, HOUSE-ΘΕΟΤΟΚΗ 6 ΜΕΓΑΡΟ ΕΛΛΗΝΑ	+357 22554200									
SOCIETE GENERALE S.A.				a	a		a			
, 17 COURS VALMY, CEDEX	+157290504									
SOLIDUS SECURITIES S.A				a			a			a
64, ΛΟΥΙΖΗΣ ΠΙΑΝΚΟΥΡ 64 ATHINA	2106900600									
ST. EM. LAVRENTAKIS SECURITIES S.A.				a			a			
7-9, ΣΟΦΟΚΛΕΟΥΣ 7-9 ATHINA	2103213336									
THE CYPRUS INVESTMENT & SECURITIES CORPORATION LTD				a	a					
154, ΑΓΙΟΥ ΠΡΟΚΟΠΙΟΥ & ΠΟΣΕΙΔΩΝΟΣ 1	0035722121700									
UBS EUROPE SE				a	a					
, OPERNTURM, BOCKENHEIMER LANDSTRASSE 2-4	496921790									
UBS LIMITED					a					
1, FINSBURY AVENUE LONDON	+44 2075687135									

List of Stocks under Market Making operations

Securities	Market Maker	Start Market Making	Stock Category
MLS MULTIMEDIA SA (CR)			Suspension Status
	PIRAEUS SECURITIES S. A.	01/08/2019	
ALPHA ETF FTSE Athex Large Cap			Exchange Traded Funds (ETFs)
	ALPHA FINANCE INVESTMENT SERVICES SINGLE MEMBER SA	02/01/1900	
	NATIONAL SECURITIES SINGLE MEMBER SA	02/01/1900	
ADMIE (IPTO) HOLDING S.A. (CR)			Main Market
	EUROBANK EQUITIES INVESTMENT FIRM SINGLE MEMBER SA	24/05/2021	
	HELLENIC AMERICAN SECURITIES S.A.	09/03/2020	
	PIRAEUS SECURITIES S. A.	29/06/2017	
AEGEAN AIRLINES (CR)			Main Market
	EUROBANK EQUITIES INVESTMENT FIRM SINGLE MEMBER SA	22/09/2020	
ALPHA SERVICES HOLD (CR)			Main Market
	ALPHA FINANCE INVESTMENT SERVICES SINGLE MEMBER SA	29/02/2016	
	EUROBANK EQUITIES INVESTMENT FIRM SINGLE MEMBER SA	22/10/2006	
	HELLENIC AMERICAN SECURITIES S.A.	25/07/2014	
	LEON DEPOLAS SECURITIES S.A.	04/01/2016	
	MERIT SECURITIES S.A	03/09/2012	
	NATIONAL SECURITIES SINGLE MEMBER SA	02/01/1900	
	PIRAEUS SECURITIES S. A.	28/05/2009	
ALPHA TRUST (CR)			Main Market
	LEON DEPOLAS SECURITIES S.A.	04/01/2021	
ANDROMEDA SA (CR)			Main Market
	BETA SECURITIES S.A.	15/02/2021	
AS COMPANY SA (CR)			Main Market
	EUROBANK EQUITIES INVESTMENT FIRM SINGLE MEMBER SA	01/04/2019	
ATTICA BANK S.A. (CR)			Main Market
	EUROXX SECURITIES S.A.	22/01/2016	
AUTOHELLAS SA (CR)			Main Market
	ALPHA FINANCE INVESTMENT SERVICES SINGLE MEMBER SA	01/07/2019	
	EUROXX SECURITIES S.A.	02/07/2018	
AVAX S.A. (CR)			Main Market
	EUROBANK EQUITIES INVESTMENT FIRM SINGLE MEMBER SA	14/12/2015	
	PIRAEUS SECURITIES S. A.	01/02/2021	
AVE (CR)			Main Market
	EUROXX SECURITIES S.A.	05/06/2020	
BRIQ PROPERTIES (CR)			Main Market
	EUROBANK EQUITIES INVESTMENT FIRM SINGLE MEMBER SA	09/09/2019	
	LEON DEPOLAS SECURITIES S.A.	22/02/2021	
BYTE COMPUTER SA (CR)			Main Market
	MERIT SECURITIES S.A	04/08/2008	
CC HBC AG (CR)			Main Market
	BETA SECURITIES S.A.	08/03/2021	
	NATIONAL SECURITIES SINGLE MEMBER SA	02/01/1900	
	PIRAEUS SECURITIES S. A.	04/05/2015	
CENERGY HOLDINGS (CB)			Main Market
	ALPHA FINANCE INVESTMENT SERVICES SINGLE MEMBER SA	02/01/2016	
	EUROBANK EQUITIES INVESTMENT FIRM SINGLE MEMBER SA	02/01/2016	
	OPTIMA BANK S.A.	14/03/2022	
CNL CAPITAL (CR)			Main Market
	MERIT SECURITIES S.A	01/10/2018	
EKTER SA (CR)			Main Market
	EUROBANK EQUITIES INVESTMENT FIRM SINGLE MEMBER SA	16/10/2017	
	LEON DEPOLAS SECURITIES S.A.	21/05/2018	
ELASTRON (CR)			Main Market
	LEON DEPOLAS SECURITIES S.A.	20/02/2017	
ELLAKTOR (CR)			Main Market
	ALPHA FINANCE INVESTMENT SERVICES SINGLE MEMBER SA	18/03/2019	
	EUROBANK EQUITIES INVESTMENT FIRM SINGLE MEMBER SA	01/06/2012	
	EUROXX SECURITIES S.A.	24/09/2018	
	NATIONAL SECURITIES SINGLE MEMBER SA	02/01/1900	
	PIRAEUS SECURITIES S. A.	22/10/2018	
ELTON SA (CR)			Main Market
	BETA SECURITIES S.A.	03/09/2012	
	LEON DEPOLAS SECURITIES S.A.	01/04/2019	
ELVALHALCOR (CR)			Main Market
	ALPHA FINANCE INVESTMENT SERVICES SINGLE MEMBER SA	07/05/2018	
	EUROBANK EQUITIES INVESTMENT FIRM SINGLE MEMBER SA	07/05/2018	
ENTERSOFT (CR)			Main Market
	EUROBANK EQUITIES INVESTMENT FIRM SINGLE MEMBER SA	22/06/2020	

List of Stocks under Market Making operations

Securities	Stock Category
Market Maker	Start Market Making
EUROBANK HOLDINGS (CR)	Main Market
ALPHA FINANCE INVESTMENT SERVICES SINGLE MEMBER SA	09/01/2006
EUROBANK EQUITIES INVESTMENT FIRM SINGLE MEMBER SA	01/06/2012
HELLENIC AMERICAN SECURITIES S.A.	25/07/2014
LEON DEPOLAS SECURITIES S.A.	30/11/2018
MERIT SECURITIES S.A	06/11/2017
NATIONAL SECURITIES SINGLE MEMBER SA	02/01/1900
PIRAEUS SECURITIES S. A.	28/09/2009
EYDAP S.A. (CR)	Main Market
ALPHA FINANCE INVESTMENT SERVICES SINGLE MEMBER SA	27/01/2020
EUROBANK EQUITIES INVESTMENT FIRM SINGLE MEMBER SA	10/06/2019
FOURLIS (CR)	Main Market
EUROBANK EQUITIES INVESTMENT FIRM SINGLE MEMBER SA	01/12/2016
PIRAEUS SECURITIES S. A.	06/03/2017
GEK TERNA (CR)	Main Market
BETA SECURITIES S.A.	08/03/2021
EUROBANK EQUITIES INVESTMENT FIRM SINGLE MEMBER SA	24/05/2021
PIRAEUS SECURITIES S. A.	29/08/2019
GR. SARANTIS S.A. (CR)	Main Market
BETA SECURITIES S.A.	14/05/2012
EUROBANK EQUITIES INVESTMENT FIRM SINGLE MEMBER SA	24/10/2016
HELLENIC EXCHANGES-A.S.E. (CR)	Main Market
HELLENIC AMERICAN SECURITIES S.A.	01/09/2014
NATIONAL SECURITIES SINGLE MEMBER SA	02/01/1900
PIRAEUS SECURITIES S. A.	04/05/2015
HELLENIC PETROLEUM (CR)	Main Market
HELLENIC AMERICAN SECURITIES S.A.	14/09/2015
PIRAEUS SECURITIES S. A.	20/03/2017
IDEAL HOLDINGS (CR)	Main Market
EUROBANK EQUITIES INVESTMENT FIRM SINGLE MEMBER SA	07/06/2021
PIRAEUS SECURITIES S. A.	07/06/2021
IKTINOS HELLAS SA (CR)	Main Market
ALPHA FINANCE INVESTMENT SERVICES SINGLE MEMBER SA	01/04/2019
EUROBANK EQUITIES INVESTMENT FIRM SINGLE MEMBER SA	25/02/2019
NATIONAL SECURITIES SINGLE MEMBER SA	02/01/1900
INFORM P. LYKOS (CR)	Main Market
BETA SECURITIES S.A.	31/01/2022
INTERCONTINENTAL (CR)	Main Market
LEON DEPOLAS SECURITIES S.A.	03/06/2019
INTERWOOD-XYLEMPORIA (CR)	Main Market
EUROBANK EQUITIES INVESTMENT FIRM SINGLE MEMBER SA	05/07/2021
PANTELAKIS SECURITIES S.A.	01/07/2021
INTRAKAT (CR)	Main Market
BETA SECURITIES S.A.	04/10/2021
JUMBO SA (CR)	Main Market
BETA SECURITIES S.A.	01/02/2021
EUROBANK EQUITIES INVESTMENT FIRM SINGLE MEMBER SA	25/05/2020
MERIT SECURITIES S.A	06/11/2017
PIRAEUS SECURITIES S. A.	06/03/2017
KLOUKINAS - LAPPAS SA (CR)	Main Market
BETA SECURITIES S.A.	22/09/2014
KRI-KRI S.A. (CR)	Main Market
EUROBANK EQUITIES INVESTMENT FIRM SINGLE MEMBER SA	07/05/2018
LEON DEPOLAS SECURITIES S.A.	16/01/2017
LAMDA DEVELOPMENT SA (CR)	Main Market
EUROBANK EQUITIES INVESTMENT FIRM SINGLE MEMBER SA	08/12/2014
PANTELAKIS SECURITIES S.A.	06/11/2017
PIRAEUS SECURITIES S. A.	29/06/2017
LAMPASA HOTEL SA (CR)	Main Market
LEON DEPOLAS SECURITIES S.A.	16/01/2017
MARFIN INVESTMENT GROUP (CR)	Main Market
EUROBANK EQUITIES INVESTMENT FIRM SINGLE MEMBER SA	23/03/2015
PIRAEUS SECURITIES S. A.	02/02/2009

List of Stocks under Market Making operations

Securities	Stock Category
Market Maker	Start Market Making
MOTOR OIL (CR)	Main Market
BETA SECURITIES S.A.	08/03/2021
EUROBANK EQUITIES INVESTMENT FIRM SINGLE MEMBER SA	22/10/2006
LEON DEPOLAS SECURITIES S.A.	01/04/2019
MERIT SECURITIES S.A.	25/02/2019
NATIONAL SECURITIES SINGLE MEMBER SA	02/01/1900
PIRAEUS SECURITIES S. A.	04/05/2015
MYTILINEOS (CR)	Main Market
ALPHA FINANCE INVESTMENT SERVICES SINGLE MEMBER SA	15/04/2019
BETA SECURITIES S.A.	11/04/2022
EUROBANK EQUITIES INVESTMENT FIRM SINGLE MEMBER SA	20/09/2017
MERIT SECURITIES S.A.	25/02/2019
NATIONAL SECURITIES SINGLE MEMBER SA	02/01/1900
PIRAEUS SECURITIES S. A.	04/05/2015
NATIONAL BANK (CR)	Main Market
ALPHA FINANCE INVESTMENT SERVICES SINGLE MEMBER SA	09/01/2006
EUROBANK EQUITIES INVESTMENT FIRM SINGLE MEMBER SA	22/10/2006
HELLENIC AMERICAN SECURITIES S.A.	25/07/2014
LEON DEPOLAS SECURITIES S.A.	20/05/2015
MERIT SECURITIES S.A.	03/09/2012
NATIONAL SECURITIES SINGLE MEMBER SA	02/01/1900
PIRAEUS SECURITIES S. A.	08/09/2008
OPAP (CR)	Main Market
ALPHA FINANCE INVESTMENT SERVICES SINGLE MEMBER SA	09/01/2006
BETA SECURITIES S.A.	11/04/2022
EUROBANK EQUITIES INVESTMENT FIRM SINGLE MEMBER SA	22/10/2006
HELLENIC AMERICAN SECURITIES S.A.	25/07/2014
MERIT SECURITIES S.A.	20/03/2017
NATIONAL SECURITIES SINGLE MEMBER SA	02/01/1900
PIRAEUS SECURITIES S. A.	04/05/2015
OTE (CR)	Main Market
ALPHA FINANCE INVESTMENT SERVICES SINGLE MEMBER SA	09/01/2006
BETA SECURITIES S.A.	11/04/2022
EUROBANK EQUITIES INVESTMENT FIRM SINGLE MEMBER SA	22/10/2006
HELLENIC AMERICAN SECURITIES S.A.	25/07/2014
LEON DEPOLAS SECURITIES S.A.	20/04/2015
MERIT SECURITIES S.A.	20/03/2017
NATIONAL SECURITIES SINGLE MEMBER SA	02/01/1900
PIRAEUS SECURITIES S. A.	08/09/2008
P.P.A. S.A. (CR)	Main Market
EUROBANK EQUITIES INVESTMENT FIRM SINGLE MEMBER SA	06/02/2019
PAPOUTSANIS (CR)	Main Market
BETA SECURITIES S.A.	25/11/2013
EUROBANK EQUITIES INVESTMENT FIRM SINGLE MEMBER SA	06/12/2021
PETROPOULOS PETROS (CR)	Main Market
EUROBANK EQUITIES INVESTMENT FIRM SINGLE MEMBER SA	01/04/2019
PANTELAKIS SECURITIES S.A.	16/03/2020
PIRAEUS FINANCIAL HOLD (CR)	Main Market
ALPHA FINANCE INVESTMENT SERVICES SINGLE MEMBER SA	15/04/2019
EUROBANK EQUITIES INVESTMENT FIRM SINGLE MEMBER SA	22/10/2006
EUROXX SECURITIES S.A.	15/02/2016
HELLENIC AMERICAN SECURITIES S.A.	25/07/2014
LEON DEPOLAS SECURITIES S.A.	30/11/2018
MERIT SECURITIES S.A.	16/09/2013
NATIONAL SECURITIES SINGLE MEMBER SA	02/01/1900
PIRAEUS SECURITIES S. A.	16/02/2009
PLAISIO COMPUTERS SA (CR)	Main Market
EUROBANK EQUITIES INVESTMENT FIRM SINGLE MEMBER SA	02/03/2015
PPC (CR)	Main Market
ALPHA FINANCE INVESTMENT SERVICES SINGLE MEMBER SA	09/01/2006
BETA SECURITIES S.A.	01/02/2021
EUROBANK EQUITIES INVESTMENT FIRM SINGLE MEMBER SA	22/10/2006
HELLENIC AMERICAN SECURITIES S.A.	01/09/2014
MERIT SECURITIES S.A.	06/11/2017
NATIONAL SECURITIES SINGLE MEMBER SA	02/01/1900
PIRAEUS SECURITIES S. A.	28/09/2009
PREMIA (CR)	Main Market
BETA SECURITIES S.A.	01/06/2021
PANTELAKIS SECURITIES S.A.	23/12/2021

List of Stocks under Market Making operations

Securities	Market Maker	Start Market Making	Stock Category
PROFILE SA (CR)			Main Market
	PANTELAKIS SECURITIES S.A.	01/07/2019	
QUEST HOLDINGS (CR)			Main Market
	BETA SECURITIES S.A.	26/03/2018	
	EUROBANK EQUITIES INVESTMENT FIRM SINGLE MEMBER SA	28/01/2019	
SIDMA STEEL (CR)			Main Market
	LEON DEPOLAS SECURITIES S.A.	06/06/2022	
TECHNICAL OLYMPIC SA (CR)			Main Market
	BETA SECURITIES S.A.	04/04/2022	
TERNA ENERGY (CR)			Main Market
	EUROBANK EQUITIES INVESTMENT FIRM SINGLE MEMBER SA	24/05/2021	
	PIRAEUS SECURITIES S. A.	09/12/2019	
THRACE PLASTICS SA (CR)			Main Market
	ALPHA FINANCE INVESTMENT SERVICES SINGLE MEMBER SA	26/03/2018	
	EUROBANK EQUITIES INVESTMENT FIRM SINGLE MEMBER SA	26/03/2018	
TITAN CEMENT (CB)			Main Market
	BETA SECURITIES S.A.	01/02/2021	
	EUROBANK EQUITIES INVESTMENT FIRM SINGLE MEMBER SA	06/11/2019	
	PIRAEUS SECURITIES S. A.	18/01/2021	
TZIRAKIAN PROFIL (CR)			Main Market
	LEON DEPOLAS SECURITIES S.A.	19/07/2021	
UNIBIOS (CR)			Main Market
	LEON DEPOLAS SECURITIES S.A.	01/02/2021	
VIOHALCO SA/NV (CB)			Main Market
	ALPHA FINANCE INVESTMENT SERVICES SINGLE MEMBER SA	11/03/2008	
	EUROBANK EQUITIES INVESTMENT FIRM SINGLE MEMBER SA	04/03/2014	
	MERIT SECURITIES S.A	17/03/2014	

Underlying Asset				Derivatives Market													
Price max	Price min	Closing price	change	Delivery Month	Open price	Price max	Price min	Last price	Closing price	Last Bid	Last Ask	Fixing price*	Life high	Life low	Trades	Volume	Open Interest
FTSE/Athex Large Cap				(Trade Unit: 1 Index Point x 2€, Cash Settlement)													
1,935.95	1,898.16	1,922.67	1.27%	July 2022	1,901.75	1,933.25	1,890.00	1,902.00	1,902.00	---	---	---	2,170.00	---	219	1,992	2,877
				August 2022	1,896.50	1,920.25	1,882.00	1,890.00	1,890.00	---	---	---	2,014.00	---	214	1,942	1,126
				September 2022	1,887.75	1,904.25	1,887.50	1,898.00	1,898.00	---	---	---	1,904.25	---	15	180	21
				December 2022	---	---	---	---	1,915.25	---	---	---	---	---	---	---	---
				March 2023	---	---	---	---	1,924.75	---	---	---	---	---	---	---	---
				June 2023	---	---	---	---	1,934.25	---	---	---	---	---	---	---	---
FTSE/Athex Banks				(Trade Unit: 1 Index Point x 15€, Cash Settlement)													
471.66	458.42	467.11	0.46%	September 2022	---	---	---	---	473.25	---	---	---	534.00	---	---	---	28
				December 2022	---	---	---	---	469.00	---	---	---	---	---	---	---	---
				March 2023	---	---	---	---	471.50	---	---	---	---	---	---	---	---
				June 2023	---	---	---	---	473.75	---	---	---	---	---	---	---	---

Derivatives notes

Fixing prices and final open positions can be retrieved from the following path <http://www.helex.gr/el/web/guest/statistics-end-of-day-derivatives>

Underlying Asset				Derivatives Market													
Price max	Price min	Closing price	change	Delivery Month	Open price	Price max	Price min	Last price	Closing price	Last Bid	Last Ask	Fixing price*	Life high	Life low	Trades	Volume	Open Interest
ADMIE (IPTO) HOLDING S.A. (CR)				(Contract Size: 100 Securities, Physical Delivery)													
1.804	1.738	1.8	3.21%	September 2022	1.72	1.73	1.69	1.70	1.70	---	---	---	2.25	---	11	31	4,877
				December 2022	---	---	---	---	1.76	---	---	---	---	---	---	---	---
				March 2023	---	---	---	---	1.77	---	---	---	---	---	---	---	---
				June 2023	---	---	---	---	1.78	---	---	---	---	---	---	---	---
ALPHA SERVICES HOLD (CR)				(Contract Size: 100 Securities, Physical Delivery)													
0.7862	0.756	0.775	0.10%	September 2022	0.770	0.789	0.760	0.778	0.778	---	---	---	1.27	---	217	3,421	85,128
				December 2022	---	---	---	---	0.781	---	---	---	---	---	---	---	---
				March 2023	---	---	---	---	0.785	---	---	---	---	---	---	---	---
				June 2023	---	---	---	---	0.789	---	---	---	---	---	---	---	---
CC HBC AG (CR)				(Contract Size: 100 Securities, Physical Delivery)													
22.9	22.43	22.43	0.49%	September 2022	22.54	22.90	22.47	22.69	22.69	---	---	---	22.90	---	40	141	1,284
				December 2022	---	---	---	---	22.51	---	---	---	---	---	---	---	---
				March 2023	---	---	---	---	22.63	---	---	---	---	---	---	---	---
				June 2023	---	---	---	---	22.74	---	---	---	---	---	---	---	---
CENERGY HOLDINGS (CB)				(Contract Size: 100 Securities, Physical Delivery)													
2.81	2.725	2.79	-0.18%	September 2022	2.76	2.83	2.76	2.76	2.76	---	---	---	3.50	---	20	51	6,953
				December 2022	---	---	---	---	2.82	---	---	---	---	---	---	---	---
				March 2023	---	---	---	---	2.83	---	---	---	---	---	---	---	---
				June 2023	---	---	---	---	2.85	---	---	---	---	---	---	---	---
ELLAKTOR (CR)				(Contract Size: 100 Securities, Physical Delivery)													
1.728	1.72	1.726	0.23%	September 2022	1.66	1.66	1.66	1.66	1.66	---	---	---	1.73	---	1	20	601
				December 2022	---	---	---	---	1.74	---	---	---	---	---	---	---	---
				March 2023	---	---	---	---	1.75	---	---	---	---	---	---	---	---
				June 2023	---	---	---	---	1.75	---	---	---	---	---	---	---	---
EUROBANK HOLDINGS (CR)				(Contract Size: 100 Securities, Physical Delivery)													
0.7668	0.7432	0.7632	1.92%	September 2022	0.752	0.765	0.746	0.764	0.764	---	---	---	1.06	---	86	1,527	24,831
				December 2022	---	---	---	---	0.755	---	---	---	---	---	---	---	---
				March 2023	---	---	---	---	0.759	---	---	---	---	---	---	---	---
				June 2023	---	---	---	---	0.763	---	---	---	---	---	---	---	---
EYDAP S.A. (CR)				(Contract Size: 100 Securities, Physical Delivery)													
7.38	7.22	7.25	-0.14%	September 2022	---	---	---	---	7.05	---	---	---	7.69	---	---	---	134
				December 2022	---	---	---	---	7.32	---	---	---	---	---	---	---	---
				March 2023	---	---	---	---	7.36	---	---	---	---	---	---	---	---
				June 2023	---	---	---	---	7.40	---	---	---	---	---	---	---	---

Derivatives notes

Fixing prices and final open positions can be retrieved from the following path <http://www.helex.gr/el/web/guest/statistics-end-of-day-derivatives>

Underlying Asset				Derivatives Market													
Price max	Price min	Closing price	change	Delivery Month	Open price	Price max	Price min	Last price	Closing price	Last Bid	Last Ask	Fixing price*	Life high	Life low	Trades	Volume	Open Interest
FOURLIS (CR)																	
(Contract Size: 100 Securities, Physical Delivery)																	
2.985	2.82	2.985	4.01%	September 2022	2.91	2.92	2.88	2.92	2.92	---	---	---	3.90	---	6	7	1,510
---	---	---	---	December 2022	---	---	---	---	2.90	---	---	---	---	---	---	---	---
---	---	---	---	March 2023	---	---	---	---	2.91	---	---	---	---	---	---	---	---
---	---	---	---	June 2023	---	---	---	---	2.92	---	---	---	---	---	---	---	---
GEK TERNA (CR)																	
(Contract Size: 100 Securities, Physical Delivery)																	
9.05	8.8	8.9	0.79%	September 2022	8.88	9.06	8.80	8.91	8.91	---	---	---	10.65	---	24	105	6,475
---	---	---	---	December 2022	---	---	---	---	8.91	---	---	---	---	---	---	---	---
---	---	---	---	March 2023	---	---	---	---	8.95	---	---	---	---	---	---	---	---
---	---	---	---	June 2023	---	---	---	---	9.00	---	---	---	---	---	---	---	---
HELLENIC EXCHANGES-A.S.E. (CR)																	
(Contract Size: 100 Securities, Physical Delivery)																	
3.175	3.155	3.155	-0.16%	September 2022	---	---	---	---	3.16	---	---	---	3.70	---	---	---	728
---	---	---	---	December 2022	---	---	---	---	3.19	---	---	---	---	---	---	---	---
---	---	---	---	March 2023	---	---	---	---	3.20	---	---	---	---	---	---	---	---
---	---	---	---	June 2023	---	---	---	---	3.22	---	---	---	---	---	---	---	---
HELLENIC PETROLEUM (CR)																	
(Contract Size: 100 Securities, Physical Delivery)																	
6.2	6.06	6.11	-0.16%	September 2022	6.12	6.12	6.12	6.12	6.12	---	---	---	7.20	---	1	5	1,115
---	---	---	---	December 2022	---	---	---	---	6.17	---	---	---	---	---	---	---	---
---	---	---	---	March 2023	---	---	---	---	6.20	---	---	---	---	---	---	---	---
---	---	---	---	June 2023	---	---	---	---	6.24	---	---	---	---	---	---	---	---
INTRACOM HOLDINGS (CR)																	
(Contract Size: 100 Securities, Physical Delivery)																	
1.622	1.6	1.6	1.14%	September 2022	1.59	1.62	1.59	1.61	1.61	---	---	---	1.72	---	26	104	3,816
---	---	---	---	December 2022	---	---	---	---	1.60	---	---	---	---	---	---	---	---
---	---	---	---	March 2023	---	---	---	---	1.60	---	---	---	---	---	---	---	---
---	---	---	---	June 2023	---	---	---	---	1.61	---	---	---	---	---	---	---	---
JUMBO SA (CR)																	
(Contract Size: 100 Securities, Physical Delivery)																	
14.86	14.01	14.68	3.67%	September 2022	14.18	14.60	14.18	14.50	14.50	---	---	---	15.43	---	44	106	548
---	---	---	---	December 2022	---	---	---	---	14.28	---	---	---	---	---	---	---	---
---	---	---	---	March 2023	---	---	---	---	14.36	---	---	---	---	---	---	---	---
---	---	---	---	June 2023	---	---	---	---	14.43	---	---	---	---	---	---	---	---
LAMDA DEVELOPMENT SA (CR)																	
(Contract Size: 100 Securities, Physical Delivery)																	
5.615	5.42	5.615	0.90%	September 2022	5.54	5.60	5.48	5.60	5.60	---	---	---	6.13	---	9	38	3,970
---	---	---	---	December 2022	---	---	---	---	5.65	---	---	---	5.66	---	---	---	490
---	---	---	---	March 2023	---	---	---	---	5.64	---	---	---	---	---	---	---	---
---	---	---	---	June 2023	---	---	---	---	5.67	---	---	---	---	---	---	---	---

Derivatives notes

Fixing prices and final open positions can be retrieved from the following path <http://www.helex.gr/el/web/guest/statistics-end-of-day-derivatives>

Underlying Asset				Derivatives Market													
Price max	Price min	Closing price	change	Delivery Month	Open price	Price max	Price min	Last price	Closing price	Last Bid	Last Ask	Fixing price*	Life high	Life low	Trades	Volume	Open Interest
MARFIN INVESTMENT GROUP (CR)				(Contract Size: 100 Securities, Physical Delivery)													
0.0224	0.0215	0.0224	2.28%	September 2022	0.021	0.021	0.021	0.021	0.021	---	---	---	0.027	---	1,007	1,710	18,835
				December 2022	---	---	---	---	0.022	---	---	---	---	---	---	---	---
				March 2023	---	---	---	---	0.022	---	---	---	---	---	---	---	---
				June 2023	---	---	---	---	0.022	---	---	---	---	---	---	---	---
MOTOR OIL (CR)				(Contract Size: 100 Securities, Physical Delivery)													
16.53	15.97	16.5	2.36%	September 2022	16.19	16.50	16.19	16.47	16.47	---	---	---	17.88	---	43	214	422
				December 2022	---	---	---	---	16.26	---	---	---	---	---	---	---	---
				March 2023	---	---	---	---	16.34	---	---	---	---	---	---	---	---
				June 2023	---	---	---	---	16.42	---	---	---	---	---	---	---	---
MYTILINEOS (CR)				(Contract Size: 100 Securities, Physical Delivery)													
13.79	13.41	13.65	0.89%	September 2022	13.54	13.80	13.45	13.62	13.62	---	---	---	18.00	---	100	570	4,730
				December 2022	---	---	---	---	13.65	---	---	---	---	---	---	---	---
				March 2023	---	---	---	---	13.72	---	---	---	---	---	---	---	---
				June 2023	---	---	---	---	13.78	---	---	---	---	---	---	---	---
NATIONAL BANK (CR)				(Contract Size: 100 Securities, Physical Delivery)													
2.999	2.9	2.96	0.34%	September 2022	2.92	2.99	2.89	2.94	2.94	---	---	---	3.79	---	197	2,900	13,130
				December 2022	---	---	---	---	2.98	---	---	---	---	---	---	---	---
				March 2023	---	---	---	---	2.99	---	---	---	---	---	---	---	---
				June 2023	---	---	---	---	3.01	---	---	---	---	---	---	---	---
OPAP (CR)				(Contract Size: 100 Securities, Physical Delivery)													
14.11	13.92	14.05	1.08%	September 2022	13.55	13.61	13.54	13.56	13.56	---	---	---	14.04	---	7	26	698
				December 2022	---	---	---	---	14.02	---	---	---	---	---	---	---	---
				March 2023	---	---	---	---	14.09	---	---	---	---	---	---	---	---
				June 2023	---	---	---	---	14.16	---	---	---	---	---	---	---	---
OTE (CR)				(Contract Size: 100 Securities, Physical Delivery)													
16.55	16.13	16.25	1.44%	September 2022	16.28	16.49	16.10	16.36	16.36	---	---	---	17.91	---	52	202	1,287
				December 2022	---	---	---	---	16.16	---	---	---	---	---	---	---	---
				March 2023	---	---	---	---	16.24	---	---	---	---	---	---	---	---
				June 2023	---	---	---	---	16.32	---	---	---	---	---	---	---	---
P.P.A. S.A. (CR)				(Contract Size: 100 Securities, Physical Delivery)													
15.42	15	15.24	-0.13%	September 2022	---	---	---	---	14.73	---	---	---	16.00	---	---	---	662
				December 2022	---	---	---	---	15.39	---	---	---	---	---	---	---	---
				March 2023	---	---	---	---	15.47	---	---	---	---	---	---	---	---
				June 2023	---	---	---	---	15.55	---	---	---	---	---	---	---	---

Derivatives notes

Fixing prices and final open positions can be retrieved from the following path <http://www.helex.gr/el/web/guest/statistics-end-of-day-derivatives>

Underlying Asset				Derivatives Market													
Price max	Price min	Closing price	change	Delivery Month	Open price	Price max	Price min	Last price	Closing price	Last Bid	Last Ask	Fixing price*	Life high	Life low	Trades	Volume	Open Interest
PIRAEUS FINANCIAL HOLD (CR)				(Contract Size: 100 Securities, Physical Delivery)													
0.775	0.744	0.75	-3.23%	September 2022	0.776	0.776	0.742	0.749	0.749	---	---	---	1.48	---	196	2,116	31,546
				December 2022	---	---	---	---	0.782	---	---	---	---	---	---	---	---
				March 2023	---	---	---	---	0.786	---	---	---	---	---	---	---	---
				June 2023	---	---	---	---	0.790	---	---	---	---	---	---	---	---
PPC (CR)				(Contract Size: 100 Securities, Physical Delivery)													
5.175	4.834	5.09	4.90%	September 2022	4.87	5.16	4.83	5.11	5.11	---	---	---	8.20	---	306	1,314	19,390
				December 2022	---	---	---	---	4.89	---	---	---	---	---	---	---	---
				March 2023	---	---	---	---	4.92	---	---	---	---	---	---	---	---
				June 2023	---	---	---	---	4.94	---	---	---	---	---	---	---	---
TERNA ENERGY (CR)				(Contract Size: 100 Securities, Physical Delivery)													
16.89	16.32	16.59	1.59%	September 2022	16.39	16.82	16.39	16.55	16.55	---	---	---	19.04	---	43	90	5,912
				December 2022	---	---	---	---	16.47	---	---	---	---	---	---	---	---
				March 2023	---	---	---	---	16.55	---	---	---	---	---	---	---	---
				June 2023	---	---	---	---	16.64	---	---	---	---	---	---	---	---
TITAN CEMENT (CB)				(Contract Size: 100 Securities, Physical Delivery)													
11.5	11.16	11.44	0.00%	September 2022	11.47	11.50	11.47	11.50	11.50	---	---	---	13.52	---	6	11	916
				December 2022	---	---	---	---	11.54	---	---	---	---	---	---	---	---
				March 2023	---	---	---	---	11.60	---	---	---	---	---	---	---	---
				June 2023	---	---	---	---	11.66	---	---	---	---	---	---	---	---
VIOHALCO SA/NV (CB)				(Contract Size: 100 Securities, Physical Delivery)													
3.515	3.435	3.5	0.00%	September 2022	3.49	3.53	3.46	3.53	3.53	---	---	---	4.26	---	12	40	5,285
				December 2022	---	---	---	---	3.53	---	---	---	---	---	---	---	---
				March 2023	---	---	---	---	3.55	---	---	---	---	---	---	---	---
				June 2023	---	---	---	---	3.57	---	---	---	---	---	---	---	---

Derivatives notes

Fixing prices and final open positions can be retrieved from the following path <http://www.helex.gr/el/web/guest/statistics-end-of-day-derivatives>

FTSE/Athex Large Cap

(Trade Unit: 1 Index Point x 2€ - Exercise Style: European, Cash Settlement)

Call Options														Put Options																				
Exercise Price	July 2022							August 2022							Other Months		July 2022							August 2022							Other Months		Exercise Price	
	Open price	Price max	Price min	Last price	Closing price	Volume	Open Interest	Open price	Price max	Price min	Last price	Closing price	Volume	Open Interest	Volume	Open Interest	Open price	Price max	Price min	Last price	Closing price	Volume	Open Interest	Open price	Price max	Price min	Last price	Closing price	Volume	Open Interest	Volume	Open Interest		
1,725	0.00	0.00	0.00	-	177.00	-	-	0.00	0.00	0.00	-	169.00	-	-			0.00	0.00	0.00	-	0.04	-	-	0.00	0.00	0.00	-	14.00	-	-			1,725	
1,750	0.00	0.00	0.00	-	152.00	-	-	0.00	0.00	0.00	-	149.00	-	-			0.00	0.00	0.00	-	0.01	-	-	0.00	0.00	0.00	-	19.00	-	-			1,750	
1,775	0.00	0.00	0.00	-	127.00	-	-	0.00	0.00	0.00	-	131.00	-	-			0.00	0.00	0.00	-	0.05	-	-	0.00	0.00	0.00	-	25.25	-	-			1,775	
1,800	0.00	0.00	0.00	-	102.00	-	-	0.00	0.00	0.00	-	113.00	-	-			0.00	0.00	0.00	-	0.28	-	-	0.00	0.00	0.00	-	32.75	-	-			1,800	
1,825	0.00	0.00	0.00	-	78.00	-	-	0.00	0.00	0.00	-	97.00	-	-			0.00	0.00	0.00	-	1.10	-	-	0.00	0.00	0.00	-	41.50	-	-			1,825	
1,850	0.00	0.00	0.00	-	55.00	-	50	0.00	0.00	0.00	-	82.50	-	20			0.00	0.00	0.00	-	3.50	-	71	0.00	0.00	0.00	-	52.00	-	-			1,850	
1,875	0.00	0.00	0.00	-	35.50	-	1	0.00	0.00	0.00	-	69.50	-	-			0.00	0.00	0.00	-	8.90	-	40	57.00	59.00	57.00	59.00	59.00	40	20			1,875	
1,900	17.25	33.00	17.25	33.00	33.00	36	40	0.00	0.00	0.00	-	58.00	-	-			0.00	33.00	0.00	-	18.75	-	1	0.00	0.00	0.00	-	77.00	-	-			1,900	
1,925	0.00	0.00	0.00	-	10.25	-	40	50.00	50.00	50.00	50.00	50.00	1	20			18.50	0.00	18.50	18.50	18.50	40	-	0.00	0.00	0.00	-	92.00	-	25			1,925	
1,950	9.90	9.90	9.90	9.90	9.90	1	41	0.00	0.00	0.00	-	38.75	-	40			45.00	9.90	45.00	45.00	45.00	5	41	0.00	0.00	0.00	-	108.00	-	20			1,950	
1,975	0.00	0.00	0.00	-	1.60	-	100	0.00	0.00	0.00	-	31.25	-	40			0.00	0.00	0.00	-	75.00	-	24	0.00	0.00	0.00	-	125.00	-	40			1,975	
2,000	0.00	0.00	0.00	-	0.48	-	30	0.00	0.00	0.00	-	25.00	-	20			0.00	0.00	0.00	-	98.50	-	41	0.00	0.00	0.00	-	144.00	-	80			2,000	
2,050	0.00	0.00	0.00	-	0.03	-	107	0.00	0.00	0.00	-	15.50	-	20			0.00	0.00	0.00	-	148.00	-	40	0.00	0.00	0.00	-	184.00	-	140			2,050	
2,100	0.00	0.00	0.00	-	0.01	-	81	0.00	0.00	0.00	-	9.10	-	-			0.00	0.00	0.00	-	198.00	-	41	0.00	0.00	0.00	-	228.00	-	-			2,100	
2,150	0.00	0.00	0.00	-	0.01	-	120	0.00	0.00	0.00	-	5.20	-	-			0.00	0.00	0.00	-	248.00	-	20	0.00	0.00	0.00	-	274.00	-	-			2,150	
2,200	0.00	0.00	0.00	-	0.01	-	20	0.00	0.00	0.00	-	2.80	-	-			0.00	0.00	0.00	-	298.00	-	-	0.00	0.00	0.00	-	321.00	-	-			2,200	
2,250	0.00	0.00	0.00	-	0.01	-	20	0.00	0.00	0.00	-	1.50	-	-			0.00	0.00	0.00	-	348.00	-	-	0.00	0.00	0.00	-	370.00	-	-			2,250	
2,300	0.00	0.00	0.00	-	0.02	-	-	0.00	0.00	0.00	-	0.76	-	-			0.00	0.00	0.00	-	398.00	-	-	0.00	0.00	0.00	-	419.00	-	-			2,300	
2,350	0.00	0.00	0.00	-	0.01	-	-	0.00	0.00	0.00	-	0.37	-	-			0.00	0.00	0.00	-	448.00	-	-	0.00	0.00	0.00	-	469.00	-	-			2,350	
2,400	0.00	0.00	0.00	-	0.01	-	-	0.00	0.00	0.00	-	0.18	-	-			0.00	0.00	0.00	-	498.00	-	-	0.00	0.00	0.00	-	518.00	-	-			2,400	
2,450	0.00	0.00	0.00	-	0.03	-	-	0.00	0.00	0.00	-	0.08	-	-			0.00	0.00	0.00	-	548.00	-	-	0.00	0.00	0.00	-	568.00	-	-			2,450	
2,500	0.00	0.00	0.00	-	0.01	-	-	-	-	-	-	-	-	-			0.00	0.00	0.00	-	598.00	-	-	-	-	-	-	-	-	-			2,500	
2,550	0.00	0.00	0.00	-	0.01	-	-	-	-	-	-	-	-	-			0.00	0.00	0.00	-	648.00	-	-	-	-	-	-	-	-	-			2,550	
2,600	-	-	-	-	-	-	-	-	-	-	-	-	-	-			-	-	-	-	-	-	-	-	-	-	-	-	-	-			2,600	
2,650	-	-	-	-	-	-	-	-	-	-	-	-	-	-			-	-	-	-	-	-	-	-	-	-	-	-	-	-			2,650	
Totals:						37	650						1	160	0	0							45	319							40	325	0	0
Number of Trades:						6							1			0							3								2			0

ALPHA SERVICES HOLD (CR)

(Contract Size: 100 Securities, Exercise Style: American, Physical Delivery)

Call Options														Put Options																				
July 2022							August 2022							Other Months		July 2022							August 2022							Other Months		Exercise Price		
Exercise Price	Open price	Price max	Price min	Last price	Closing price	Volume	Open Interest	Open price	Price max	Price min	Last price	Closing price	Volume	Open Interest	Volume	Open Interest	Open price	Price max	Price min	Last price	Closing price	Volume	Open Interest	Open price	Price max	Price min	Last price	Closing price	Volume	Open Interest	Volume		Open Interest	
0.500	0.000	0.000	0.000	0.274	-	-	-	0.000	0.000	0.000	0.275	-	-	-	-	-	0.000	0.000	0.000	0.001	-	-	-	0.000	0.000	0.000	0.001	-	-	-	-	-	0.005	
0.550	0.000	0.000	0.000	0.224	-	-	-	0.000	0.000	0.000	0.226	-	-	-	-	-	0.000	0.000	0.000	0.001	-	-	-	0.000	0.000	0.000	0.001	-	-	-	-	-	0.006	
0.600	0.000	0.000	0.000	0.174	-	-	-	0.000	0.000	0.000	0.179	-	-	-	-	-	0.000	0.000	0.000	0.001	-	-	-	0.000	0.000	0.000	0.004	-	-	-	-	-	0.006	
0.650	0.000	0.000	0.000	0.125	-	-	-	0.000	0.000	0.000	0.136	-	-	-	-	-	0.000	0.000	0.000	0.001	-	-	-	0.000	0.000	0.000	0.011	-	-	-	-	-	0.007	
0.700	0.000	0.000	0.000	0.080	-	-	-	0.000	0.000	0.000	0.099	-	-	-	-	-	0.000	0.000	0.000	0.006	-	-	-	0.000	0.000	0.000	0.023	-	-	-	-	-	0.007	
0.750	0.000	0.000	0.000	0.043	-	-	-	0.000	0.000	0.000	0.068	-	-	-	-	-	0.000	0.000	0.000	0.019	-	-	-	0.000	0.000	0.000	0.043	-	-	-	-	-	0.008	
0.800	0.000	0.000	0.000	0.019	-	20	-	0.000	0.000	0.000	0.045	-	-	-	-	-	0.000	0.000	0.000	0.045	-	-	-	0.000	0.000	0.000	0.070	-	-	-	-	-	0.008	
0.850	0.000	0.000	0.000	0.007	-	-	-	0.000	0.000	0.000	0.028	-	-	-	-	-	0.000	0.000	0.000	0.083	-	-	-	0.000	0.000	0.000	0.103	-	-	-	-	-	0.009	
0.900	0.000	0.000	0.000	0.002	-	-	-	0.000	0.000	0.000	0.017	-	-	-	-	-	0.000	0.000	0.000	0.128	-	-	-	0.000	0.000	0.000	0.141	-	-	-	-	-	0.009	
0.950	0.000	0.000	0.000	0.001	-	-	-	0.000	0.000	0.000	0.010	-	-	-	-	-	0.000	0.000	0.000	0.176	-	-	-	0.000	0.000	0.000	0.184	-	-	-	-	-	0.010	
1.000	0.000	0.000	0.000	0.004	-	-	-	0.000	0.000	0.000	0.005	-	-	-	-	-	0.000	0.000	0.000	0.226	-	-	-	0.000	0.000	0.000	0.230	-	-	-	-	-	0.010	
1.100	0.000	0.000	0.000	0.001	-	-	-	0.000	0.000	0.000	0.002	-	-	-	-	-	0.000	0.000	0.000	0.326	-	-	-	0.000	0.000	0.000	0.327	-	-	-	-	-	0.011	
1.200	0.000	0.000	0.000	0.001	-	-	-	0.000	0.000	0.000	0.001	-	-	-	-	-	0.000	0.000	0.000	0.426	-	-	-	0.000	0.000	0.000	0.426	-	-	-	-	-	0.012	
1.300	0.000	0.000	0.000	0.001	-	-	-	0.000	0.000	0.000	0.001	-	-	-	-	-	0.000	0.000	0.000	0.526	-	-	-	0.000	0.000	0.000	0.526	-	-	-	-	-	0.013	
1.400	0.000	0.000	0.000	0.001	-	-	-	0.000	0.000	0.000	0.002	-	-	-	-	-	0.000	0.000	0.000	0.626	-	-	-	0.000	0.000	0.000	0.626	-	-	-	-	-	0.014	
1.500	0.000	0.000	0.000	0.001	-	-	-	0.000	0.000	0.000	0.001	-	-	-	-	-	0.000	0.000	0.000	0.726	-	-	-	0.000	0.000	0.000	0.726	-	-	-	-	-	0.015	
1.600	0.000	0.000	0.000	0.001	-	-	-	-	-	-	-	-	-	-	-	-	0.000	0.000	0.000	0.826	-	-	-	-	-	-	-	-	-	-	-	-	0.016	
1.700	0.000	0.000	0.000	0.001	-	-	-	-	-	-	-	-	-	-	-	-	0.000	0.000	0.000	0.926	-	-	-	-	-	-	-	-	-	-	-	-	0.017	
1.800	-	-	-	-	-	-	-	-	-	-	-	-	-	-	-	-	-	-	-	-	-	-	-	-	-	-	-	-	-	-	-	-	0.018	
1.900	-	-	-	-	-	-	-	-	-	-	-	-	-	-	-	-	-	-	-	-	-	-	-	-	-	-	-	-	-	-	-	-	0.019	
Totals:						0	20							0	0	0	0							0	0	0	0							
Number of Trades:						0							0	0							0.00							0						

NATIONAL BANK (CR)

(Contract Size: 100 Securities, Exercise Style: American, Physical Delivery)

Call Options														Put Options																		
July 2022							August 2022							Other Months		July 2022							August 2022							Other Months		Exercise Price
Open price	Price max	Price min	Last price	Closing price	Volume	Open Interest	Open price	Price max	Price min	Last price	Closing price	Volume	Open Interest	Volume	Open Interest	Open price	Price max	Price min	Last price	Closing price	Volume	Open Interest	Open price	Price max	Price min	Last price	Closing price	Volume	Open Interest	Volume	Open Interest	
1.700					-	-						-	-									-	-									0.017
1.800					-	-						-	-									-	-									0.018
1.900	0.000	0.000	0.000	1.05	-	-	0.000	0.000	0.000	1.05	-	-				0.000	0.000	0.000	0.001	-	-			0.000	0.000	0.000	0.001	-	-			0.019
2.000	0.000	0.000	0.000	0.950	-	-	0.000	0.000	0.000	0.955	-	-				0.000	0.000	0.000	0.001	-	-			0.000	0.000	0.000	0.003	-	-			0.020
2.200	0.000	0.000	0.000	0.750	-	-	0.000	0.000	0.000	0.757	-	-				0.000	0.000	0.000	0.001	-	-			0.000	0.000	0.000	0.003	-	-			0.022
2.400	0.000	0.000	0.000	0.550	-	-	0.000	0.000	0.000	0.567	-	-				0.000	0.000	0.000	0.003	-	-			0.000	0.000	0.000	0.012	-	-			0.024
2.600	0.000	0.000	0.000	0.351	-	-	0.000	0.000	0.000	0.395	-	-				0.000	0.000	0.000	0.001	-	-			0.000	0.000	0.000	0.040	-	-			0.026
2.800	0.000	0.000	0.000	0.160	-	-	0.000	0.000	0.000	0.254	-	-				0.000	0.000	0.000	0.009	-	4			0.000	0.000	0.000	0.098	-	-			0.028
3.000	0.000	0.000	0.000	0.035	-	-	0.000	0.000	0.000	0.150	-	-				0.000	0.000	0.000	0.085	-	-			0.000	0.000	0.000	0.194	-	-			0.030
3.200	0.000	0.000	0.000	0.003	-	-	0.000	0.000	0.000	0.079	-	-				0.000	0.000	0.000	0.252	-	4			0.000	0.000	0.000	0.323	-	-			0.032
3.400	0.000	0.000	0.000	0.006	-	-	0.000	0.000	0.000	0.040	-	-				0.000	0.000	0.000	0.450	-	-			0.000	0.000	0.000	0.484	-	-			0.034
3.600	0.000	0.000	0.000	0.001	-	-	0.000	0.000	0.000	0.018	-	-				0.000	0.000	0.000	0.650	-	-			0.000	0.000	0.000	0.663	-	-			0.036
3.800	0.000	0.000	0.000	0.001	-	-	0.000	0.000	0.000	0.008	-	-				0.000	0.000	0.000	0.850	-	-			0.000	0.000	0.000	0.854	-	-			0.038
4.000	0.000	0.000	0.000	0.001	-	-	0.000	0.000	0.000	0.003	-	-				0.000	0.000	0.000	1.05	-	-			0.000	0.000	0.000	1.05	-	-			0.040
4.400	0.000	0.000	0.000	0.001	-	-	0.000	0.000	0.000	0.001	-	-				0.000	0.000	0.000	1.45	-	-			0.000	0.000	0.000	1.45	-	-			0.044
4.800	0.000	0.000	0.000	0.001	-	-	0.000	0.000	0.000	0.001	-	-				0.000	0.000	0.000	1.85	-	-			0.000	0.000	0.000	1.85	-	-			0.048
5.200	0.000	0.000	0.000	0.001	-	-	0.000	0.000	0.000	0.001	-	-				0.000	0.000	0.000	2.25	-	-			0.000	0.000	0.000	2.25	-	-			0.052
5.600	0.000	0.000	0.000	0.001	-	-					-	-				0.000	0.000	0.000	2.65	-	-						-	-			0.056	
6.000	0.000	0.000	0.000	0.001	-	-					-	-				0.000	0.000	0.000	3.05	-	-						-	-			0.060	
Totals:					0	0					0	0			0	0			0	8			0	18			0	0				
Number of Trades:					0					0			0		0.00				0			0		0			0					

OPAP (CR)

(Contract Size: 100 Securities, Exercise Style: American, Physical Delivery)

Exercise Price	Call Options													Put Options													Exercise Price					
	July 2022						August 2022						Other Months		July 2022						August 2022							Other Months				
	Open price	Price max	Price min	Last price	Closing price	Volume	Open Interest	Open price	Price max	Price min	Last price	Closing price	Volume	Open Interest	Volume	Open Interest	Open price	Price max	Price min	Last price	Closing price	Volume	Open Interest	Open price	Price max	Price min		Last price	Closing price	Volume	Open Interest	Volume
8.800						-	-						-	-								-	-									0.088
9.200	0.000	0.000	0.000		4.70	-	-	0.000	0.000	0.000		4.72	-	-			0.000	0.000	0.000		0.001	-	-	0.000	0.000	0.000		0.001	-	-		0.092
9.600	0.000	0.000	0.000		4.30	-	-	0.000	0.000	0.000		4.32	-	-			0.000	0.000	0.000		0.001	-	-	0.000	0.000	0.000		0.001	-	-		0.096
10.000	0.000	0.000	0.000		3.90	-	-	0.000	0.000	0.000		3.92	-	-			0.000	0.000	0.000		0.001	-	-	0.000	0.000	0.000		0.001	-	-		0.100
11.000	0.000	0.000	0.000		2.90	-	-	0.000	0.000	0.000		2.92	-	-			0.000	0.000	0.000		0.001	-	-	0.000	0.000	0.000		0.001	-	-		0.110
12.000	0.000	0.000	0.000		1.90	-	-	0.000	0.000	0.000		1.94	-	-			0.000	0.000	0.000		0.006	-	-	0.000	0.000	0.000		0.016	-	-		0.120
13.000	0.000	0.000	0.000		0.904	-	-	0.000	0.000	0.000		1.06	-	-			0.000	0.000	0.000		0.002	-	5	0.000	0.000	0.000		0.133	-	-		0.130
14.000	0.000	0.000	0.000		0.125	-	-	0.000	0.000	0.000		0.436	-	77			0.000	0.000	0.000		0.223	-	8	0.000	0.000	0.000		0.509	-	-		0.140
15.000	0.000	0.000	0.000		0.001	-	10	0.000	0.000	0.000		0.127	-	38			0.000	0.000	0.000		1.10	-	-	0.000	0.000	0.000		1.20	-	-		0.150
16.000	0.000	0.000	0.000		0.001	-	-	0.000	0.000	0.000		0.026	-	-			0.000	0.000	0.000		2.10	-	-	0.000	0.000	0.000		2.11	-	-		0.160
17.000	0.000	0.000	0.000		0.001	-	-	0.000	0.000	0.000		0.004	-	-			0.000	0.000	0.000		3.10	-	-	0.000	0.000	0.000		3.10	-	-		0.170
18.000	0.000	0.000	0.000		0.001	-	-	0.000	0.000	0.000		0.001	-	-			0.000	0.000	0.000		4.10	-	-	0.000	0.000	0.000		4.10	-	-		0.180
19.000	0.000	0.000	0.000		0.001	-	-	0.000	0.000	0.000		0.001	-	-			0.000	0.000	0.000		5.10	-	-	0.000	0.000	0.000		5.10	-	-		0.190
20.000	0.000	0.000	0.000		0.001	-	-					-	-				0.000	0.000	0.000		6.10	-	-					-	-		0.200	
Totals:						0	10					0	115	0	0						0	13					0	0	0	0		
Number of Trades:						0						0		0							0.00						0		0			

OTE (CR)

(Contract Size: 100 Securities, Exercise Style: American, Physical Delivery)

Exercise Price	Call Options													Put Options																			
	July 2022					August 2022					Other Months			July 2022					August 2022					Other Months									
	Open price	Price max	Price min	Last price	Closing price	Volume	Open Interest	Open price	Price max	Price min	Last price	Closing price	Volume	Open Interest	Volume	Open Interest	Open price	Price max	Price min	Last price	Closing price	Volume	Open Interest	Open price	Price max	Price min	Last price	Closing price	Volume	Open Interest	Volume	Open Interest	Exercise Price
10.000						-	-						-	-								-	-										0.100
11.000	0.000	0.000	0.000		5.02	-	-	0.000	0.000	0.000		5.04	-	-			0.000	0.000	0.000		0.001	-	-		0.000	0.000	0.000		0.002	-	-		0.110
12.000	0.000	0.000	0.000		4.02	-	-	0.000	0.000	0.000		4.05	-	-			0.000	0.000	0.000		0.001	-	-		0.000	0.000	0.000		0.001	-	-		0.120
13.000	0.000	0.000	0.000		3.02	-	-	0.000	0.000	0.000		3.05	-	-			0.000	0.000	0.000		0.001	-	-		0.000	0.000	0.000		0.007	-	-		0.130
14.000	0.000	0.000	0.000		2.02	-	-	0.000	0.000	0.000		2.10	-	-			0.000	0.000	0.000		0.001	-	-		0.000	0.000	0.000		0.049	-	-		0.140
15.000	0.000	0.000	0.000		1.02	-	-	0.000	0.000	0.000		1.26	-	-			0.000	0.000	0.000		0.001	-	-		0.000	0.000	0.000		0.214	-	-		0.150
16.000	0.000	0.000	0.000		0.184	-	-	0.000	0.000	0.000		0.640	-	-			0.000	0.000	0.000		0.161	-	-		0.000	0.000	0.000		0.588	-	-		0.160
17.000	0.000	0.000	0.000		0.002	-	-	0.000	0.000	0.000		0.270	-	-			0.000	0.000	0.000		0.981	-	-		0.000	0.000	0.000		1.22	-	-		0.170
18.000	0.000	0.000	0.000		0.001	-	-	0.000	0.000	0.000		0.094	-	-			0.000	0.000	0.000		1.98	-	-		0.000	0.000	0.000		2.05	-	-		0.180
19.000	0.000	0.000	0.000		0.005	-	-	0.000	0.000	0.000		0.027	-	-			0.000	0.000	0.000		2.98	-	-		0.000	0.000	0.000		2.99	-	-		0.190
20.000	0.000	0.000	0.000		0.002	-	-	0.000	0.000	0.000		0.006	-	-			0.000	0.000	0.000		3.98	-	-		0.000	0.000	0.000		3.98	-	-		0.200
22.000	0.000	0.000	0.000		0.001	-	-	0.000	0.000	0.000		0.001	-	-			0.000	0.000	0.000		5.98	-	-		0.000	0.000	0.000		5.98	-	-		0.220
24.000	0.000	0.000	0.000		0.001	-	-	0.000	0.000	0.000		0.001	-	-			0.000	0.000	0.000		7.98	-	-		0.000	0.000	0.000		7.98	-	-		0.240
26.000	0.000	0.000	0.000		0.001	-	-	0.000	0.000	0.000		0.001	-	-			0.000	0.000	0.000		9.98	-	-		0.000	0.000	0.000		9.98	-	-		0.260
Totals:						0	0						0	0	0	0						0	0						0	5	0	0	
Number of Trades:						0							0		0							0.00							0		0		

PIRAEUS FINANCIAL HOLD (CR)

(Contract Size: 100 Securities, Exercise Style: American, Physical Delivery)

Call Options														Put Options																				
Exercise Price	July 2022						August 2022						Other Months		July 2022						August 2022						Other Months		Exercise Price					
	Open price	Price max	Price min	Last price	Closing price	Volume	Open Interest	Open price	Price max	Price min	Last price	Closing price	Volume	Open Interest	Volume	Open Interest	Open price	Price max	Price min	Last price	Closing price	Volume	Open Interest	Open price	Price max	Price min	Last price	Closing price		Volume	Open Interest	Volume	Open Interest	
0.500						-	0.000	0.000	0.000		0.276	-	-			0.000	0.000	0.000				-	-	0.000	0.000	0.000		0.001	-	-			0.005	
0.550	0.000	0.000	0.000		0.225	-	0.000	0.000	0.000		0.228	-	-			0.000	0.000	0.000				0.001	-	-	0.000	0.000	0.000		0.001	-	-			0.006
0.600	0.000	0.000	0.000		0.175	-	0.000	0.000	0.000		0.181	-	-			0.000	0.000	0.000				0.001	-	-	0.000	0.000	0.000		0.005	-	-			0.006
0.650	0.000	0.000	0.000		0.126	-	0.000	0.000	0.000		0.138	-	-			0.000	0.000	0.000				0.001	-	-	0.000	0.000	0.000		0.012	-	-			0.007
0.700	0.000	0.000	0.000		0.080	-	0.000	0.000	0.000		0.100	-	-			0.000	0.000	0.000				0.005	-	-	0.000	0.000	0.000		0.024	-	-			0.007
0.750	0.000	0.000	0.000		0.043	-	0.000	0.000	0.000		0.070	-	-			0.000	0.000	0.000				0.018	-	-	0.000	0.000	0.000		0.044	-	-			0.008
0.800	0.000	0.000	0.000		0.019	-	0.000	0.000	0.000		0.047	-	-			0.000	0.000	0.000				0.044	-	-	0.000	0.000	0.000		0.071	-	-			0.008
0.850	0.000	0.000	0.000		0.007	-	0.000	0.000	0.000		0.030	-	-			0.000	0.000	0.000				0.082	-	-	0.000	0.000	0.000		0.103	-	-			0.009
0.900	0.000	0.000	0.000		0.002	-	0.000	0.000	0.000		0.018	-	-			0.000	0.000	0.000				0.127	-	-	0.000	0.000	0.000		0.142	-	-			0.009
0.950	0.000	0.000	0.000		0.001	-	0.000	0.000	0.000		0.011	-	-			0.000	0.000	0.000				0.175	-	-	0.000	0.000	0.000		0.184	-	-			0.010
1.000	0.000	0.000	0.000		0.006	-	0.000	0.000	0.000		0.006	-	-			0.000	0.000	0.000				0.225	-	-	0.000	0.000	0.000		0.230	-	-			0.010
1.100	0.000	0.000	0.000		0.001	-	0.000	0.000	0.000		0.002	-	-			0.000	0.000	0.000				0.325	-	-	0.000	0.000	0.000		0.326	-	-			0.011
1.200	0.000	0.000	0.000		0.001	-	0.000	0.000	0.000		0.001	-	-			0.000	0.000	0.000				0.425	-	-	0.000	0.000	0.000		0.425	-	-			0.012
1.300	0.000	0.000	0.000		0.001	-	0.000	0.000	0.000		0.001	-	-			0.000	0.000	0.000				0.525	-	-	0.000	0.000	0.000		0.525	-	-			0.013
1.400	0.000	0.000	0.000		0.001	-	0.000	0.000	0.000		0.001	-	-			0.000	0.000	0.000				0.625	-	-	0.000	0.000	0.000		0.625	-	-			0.014
1.500	0.000	0.000	0.000		0.001	-	0.000	0.000	0.000		0.001	-	-			0.000	0.000	0.000				0.725	-	-	0.000	0.000	0.000		0.725	-	-			0.015
1.600	0.000	0.000	0.000		0.001	-	0.000	0.000	0.000		0.001	-	-			0.000	0.000	0.000				0.825	-	-	0.000	0.000	0.000		0.825	-	-			0.016
1.700	0.000	0.000	0.000		0.001	-	0.000	0.000	0.000		0.001	-	-			0.000	0.000	0.000				0.925	-	-	0.000	0.000	0.000		0.925	-	-			0.017
1.800	0.000	0.000	0.000		0.001	-						-	-			0.000	0.000	0.000				1.03	-	-										0.018
1.900	0.000	0.000	0.000		0.001	-						-	-			0.000	0.000	0.000				1.13	-	-										0.019
2.000	0.000	0.000	0.000		0.001	-						-	-			0.000	0.000	0.000				1.23	-	-										0.020
2.200						-						-	-										-	-										0.022
2.400						-						-	-										-	-										0.024
Totals:						0	0					0	0	0	0	0							0	0									0	
Number of Trades:						0						0	0					0.00							0									0

PPC (CR)

(Contract Size: 100 Securities, Exercise Style: American, Physical Delivery)

Call Options														Put Options																				
Exercise Price	July 2022						August 2022						Other Months		July 2022						August 2022						Other Months		Exercise Price					
	Open price	Price max	Price min	Last price	Closing price	Volume	Open Interest	Open price	Price max	Price min	Last price	Closing price	Volume	Open Interest	Volume	Open Interest	Open price	Price max	Price min	Last price	Closing price	Volume	Open Interest	Open price	Price max	Price min	Last price	Closing price		Volume	Open Interest	Volume	Open Interest	
3.400	0.000	0.000	0.000	1.45	-	-	0.000	0.000	0.000	1.46	-	-				0.000	0.000	0.000	0.001	-	-				0.000	0.000	0.000	0.001	-	-			0.034	
3.600	0.000	0.000	0.000	1.25	-	-	0.000	0.000	0.000	1.26	-	-				0.000	0.000	0.000	0.001	-	-				0.000	0.000	0.000	0.003	-	-			0.036	
3.800	0.000	0.000	0.000	1.05	-	-	0.000	0.000	0.000	1.07	-	-				0.000	0.000	0.000	0.001	-	-				0.000	0.000	0.000	0.009	-	-			0.038	
4.000	0.000	0.000	0.000	0.851	-	-	0.000	0.000	0.000	0.881	-	-				0.000	0.000	0.000	0.001	-	-				0.000	0.000	0.000	0.022	-	-			0.040	
4.400	0.000	0.000	0.000	0.453	-	-	0.000	0.000	0.000	0.549	-	-				0.000	0.000	0.000	0.002	-	-				0.000	0.000	0.000	0.090	-	-			0.044	
4.800	0.000	0.000	0.000	0.125	-	5	0.000	0.000	0.000	0.299	-	5				0.000	0.000	0.000	0.074	-	-				0.000	0.000	0.000	0.240	-	-			0.048	
5.200	0.000	0.000	0.000	0.009	-	145	0.000	0.000	0.000	0.142	-	65				0.142	0.142	0.142	0.142	0.142	5	10				0.000	0.000	0.000	0.482	-	-			0.052
5.600	0.000	0.000	0.000	0.001	-	40	0.000	0.000	0.000	0.059	-	-				0.000	0.000	0.000	0.750	-	-				0.000	0.000	0.000	0.800	-	-			0.056	
6.000	0.000	0.000	0.000	0.001	-	15	0.000	0.000	0.000	0.021	-	-				0.000	0.000	0.000	1.15	-	10				0.000	0.000	0.000	1.16	-	-			0.060	
6.400	0.000	0.000	0.000	0.001	-	17	0.000	0.000	0.000	0.007	-	-				0.000	0.000	0.000	1.55	-	-				0.000	0.000	0.000	1.55	-	-			0.064	
6.800	0.000	0.000	0.000	0.001	-	20	0.000	0.000	0.000	0.002	-	-				0.000	0.000	0.000	1.95	-	-				0.000	0.000	0.000	1.95	-	-			0.068	
7.200	0.000	0.000	0.000	0.001	-	-	0.000	0.000	0.000	0.002	-	-				0.000	0.000	0.000	2.35	-	-				0.000	0.000	0.000	2.35	-	-			0.072	
7.600	0.000	0.000	0.000	0.001	-	-	0.000	0.000	0.000	0.001	-	-				0.000	0.000	0.000	2.75	-	-				0.000	0.000	0.000	2.75	-	-			0.076	
8.000	0.000	0.000	0.000	0.001	-	-	0.000	0.000	0.000	0.001	-	-				0.000	0.000	0.000	3.15	-	-				0.000	0.000	0.000	3.15	-	-			0.080	
8.400	0.000	0.000	0.000	0.001	-	-	0.000	0.000	0.000	0.001	-	-				0.000	0.000	0.000	3.55	-	-				0.000	0.000	0.000	3.55	-	-			0.084	
8.800	0.000	0.000	0.000	0.001	-	-					-	-				0.000	0.000	0.000	3.95	-	-								-	-			0.088	
9.200	0.000	0.000	0.000	0.001	-	-					-	-				0.000	0.000	0.000	4.35	-	-								-	-			0.092	
9.600	0.000	0.000	0.000	0.001	-	-					-	-				0.000	0.000	0.000	4.75	-	-								-	-			0.096	
10.000	0.000	0.000	0.000	0.001	-	-					-	-				0.000	0.000	0.000	5.15	-	-								-	-			0.100	
11.000	0.000	0.000	0.000	0.001	-	-					-	-				0.000	0.000	0.000	6.15	-	-								-	-			0.110	
12.000																																		0.120
13.000																																		0.130
14.000																																		0.140
15.000																																		0.150
16.000																																		0.160
Totals:						0	242					0	70	0	0							0	20						0	5	0	0		
Number of Trades:						0						0		0								1.00						0		0				

Lending Products	Underlying Title	Multilateral Transactions[1]				Bilateral Transactions[2]		Stock Borrowing through OTC (volume)[3]
		Open Interest[5]	Volume(Offered)	Average Weighted	Transactions volume	Average Weighted	Transactions Volume	Transactions Volume
ADMIEBOR	ADMIE (IPTO) HOLDING S.A. (CR)	---	---	---	---	---	---	70,644
AEGNBOR	AEGEAN AIRLINES (CR)	5,945	---	---	700	2.65%	---	21,619
ALPHABOR	ALPHA SERVICES HOLD (CR)	20,000	---	---	---	---	---	60,965,175
ALMYBOR	ALUMIL (CR)	---	---	---	---	---	---	---
EEEBOR	CC HBC AG (CR)	1,000	---	---	---	---	---	70,546
CENERBOR	CENERGY HOLDINGS (CB)	---	---	---	10,000	4.35%	---	---
ELLAKTORBOR	ELLAKTOR (CR)	126,128	---	---	20	5.28%	---	4,698
ELHABOR	ELVALHALCOR (CR)	16,950	---	---	1,500	2.65%	---	64,887
EUROBBOR	EUROBANK HOLDINGS (CR)	21,000	---	---	---	---	---	36,027,004
EYDAPBOR	EYDAP S.A. (CR)	8,260	---	---	130	4.92%	---	222,903
FFGRPBOR	FOLLI FOLLIE (CR)	---	---	---	---	---	---	900,530
FOYRKBOR	FOURLIS (CR)	---	---	---	---	---	---	23,250
GEKTERNABOR	GEK TERNA (CR)	9,728	---	---	---	---	---	1,993
SARBOR	GR. SARANTIS S.A. (CR)	1,940	---	---	---	---	---	16,088
EXAEBOR	HELLENIC EXCHANGES-A.S.E. (CR)	---	---	---	---	---	---	156,401
ELPEBOR	HELLENIC PETROLEUM (CR)	---	---	---	---	---	---	155,151
INTRKBOR	INTRACOM HOLDINGS (CR)	6,000	---	---	---	---	---	---
BELABOR	JUMBO SA (CR)	107,335	---	---	10,500	2.65%	---	501,538
LAMDABOR	LAMDA DEVELOPMENT SA (CR)	---	---	---	100	3.03%	---	91,816
MIGBOR	MARFIN INVESTMENT GROUP (CR)	---	---	---	---	---	---	794,474
MOHBOR	MOTOR OIL (CR)	4,353	---	---	---	---	---	316,208
MYTILBOR	MYTILINEOS (CR)	1,000	---	---	---	---	---	339,203
ETEBOR	NATIONAL BANK (CR)	47,118	---	---	24,100	3.29%	---	9,924,062
OPAPBOR	OPAP (CR)	60,550	---	---	4,400	2.65%	---	1,510,988
HTOBOR	OTE (CR)	67,704	---	---	---	---	---	1,209,038
PPABOR	P.P.A. S.A. (CR)	1,864	---	---	---	---	---	65,287
TPEIRBOR	PIRAEUS FINANCIAL HOLD (CR)	8,000	---	---	---	---	---	2,343,613
PLAISBOR	PLAISIO COMPUTERS SA (CR)	---	---	---	---	---	---	---
PPCBOR	PPC (CR)	2,000	---	---	---	---	---	2,394,472
QUALBOR	QUALITY & RELIABILITY SA (CR)	---	---	---	---	---	---	---
QUESTBOR	QUEST HOLDINGS (CR)	1,481	---	---	---	---	---	52,621

Stock Lending Notes

[1] - Multilateral contracts Lending or Borrowing as per Methods 8-1, 8-2 and 8-3-3 (According to ATHEX BoD Resolution No.17)

[2] - Bilateral Contracts Lending or Borrowing as per Methods 8-3-1 and 8-3-2 (According to ATHEX BoD Resolution No.20)

[3] - The information concerning OTC Stock Borrowing Transactions is based on the statements of the Dematerialised Securities System (DSS) operators involved and refers to volumes that have been registered up until the previous working day.

[4] - Average Price (Volume weighted)

[5] - The Data concerning Open Interest before the start of trading session

Lending Products	Underlying Title	Open Interest[5]	Multilateral Transactions[1]				Bilateral Transactions[2]		Stock Borrowing through OTC (volume)[3]
			Volume(Offered)	Average Weighted	Transactions volume	Average Weighted	Transactions Volume	Average Weighted	Transactions Volume
TENERGYBOR	TERNA ENERGY (CR)	12,017	---	---	---	---	---	---	39,976
TITCBOR	TITAN CEMENT (CB)	4,200	---	---	---	---	---	---	216,837
VIOBOR	VIOHALCO SA/NV (CB)	9,497	---	---	---	---	---	---	---

Stock Lending Notes

[1] - Multilateral contracts Lending or Borrowing as per Methods 8-1, 8-2 and 8-3-3 (According to ATHEX BoD Resolution No.17)

[2] - Bilateral Contracts Lending or Borrowing as per Methods 8-3-1 and 8-3-2 (According to ATHEX BoD Resolution No.20)

[3] - The information concerning OTC Stock Borrowing Transactions is based on the statements of the Dematerialised Securities System (DSS) operators involved and refers to volumes that have been registered up until the previous working day.

[4] - Average Price (Volume weighted)

[5] - The Data concerning Open Interest before the start of trading session

Sectors codification for listed companies

12003-	ETF	10101010	Computer Services
10101015	Software	10102030	Computer Hardware
15101010	Telecommunications Equipment	15102015	Telecommunications Services
20101010	Health Care Facilities	20101025	Health Care Services
20102010	Medical Equipment	20103015	Pharmaceuticals
30101010	Banks	30202000	Diversified Financial Services
30202010	Asset Managers & Custodians	30202015	Investment Services
30204000	Closed End Investments	30302010	Full Line Insurance
30302015	Insurance Brokers	30302025	Property and Casualty Insurance
35101010	Real Estate Holding and Development	35101015	Real Estate Services
35102000	Diversified REITs	35102030	Office REITs
40201040	Rental & Leasing Services: Consumer	40202010	Home Construction
40202015	Household Furnishings	40202020	Household Appliance
40203040	Electronic Entertainment	40203045	Toys
40204020	Clothing & Accessories	40301010	Entertainment
40301030	Publishing	40301035	Radio & TV Broadcasters
40401010	Diversified Retailers	40401020	Apparel Retailers
40401025	Home Improvement Retailers	40401030	Specialty Retailers
40501010	Airlines	40501015	Travel & Tourism
40501020	Casinos & Gambling	40501025	Hotels & Motels
45101015	Distillers & Vintners	45101020	Soft Drinks
45102010	Farming Fishing Ranching & Plantations	45102020	Food Products
45103010	Tobacco	45201010	Food Retailers & Wholesalers
45201020	Personal Products	50101010	Construction
50101020	Building Roof/Wallboard and Plumbing	50101030	Cement
50101035	Building Materials: Other	50202010	Electrical Components
50203000	Diversified Industrials	50203015	Plastics
50203030	Containers & Packaging	50204000	Machinery: Industrial
50204020	Machinery: Construction & Handling	50205010	Industrial Suppliers
50205020	Back Office Support HR & Consulting	50205030	Forms & Bulk Printing Services
50206015	Commercial Vehicles & Parts	50206030	Marine Transportation
50206060	Transportation Services	55101000	Diversified Materials
55101020	Textile Products	55102000	General Mining
55102010	Iron & Steel	55102015	Metal Fabricating
55102035	Aluminum	60101020	Oil Refining and Marketing
65101010	Alternative Electricity	65101015	Conventional Electricity
65102030	Water		



ATHEX
Athens Stock Exchange

Λεωφ. Αθηνών 110 104 42 Αθήνα
110, Athinon Ave. GR 104 42 Athens
tel. (+30)210-33.66.800, fax (+30)210-33.66.101
www.athexgroup.gr