

22

**Ημερήσιο Δελτίο  
Συναλλακτικής Δραστηριότητας**

Daily Official List  
of Trading Activity

Monday, 4 July, 2022

Year: 143 Trading Day No: 122



**ATHEXGROUP**  
Athens Exchange Group

**Disclaimer:**

Hellenic Exchanges-Athens Stock Exchange S.A endeavours to ensure that the data and other material ("Information") presented on the Daily Official List are accurate and complete, but it is not liable for any errors or omissions of data or /and for the accuracy, credibility, updating and completeness of the aforesaid information nor it has any liability arising directly or indirectly from the use of the above Information.

The Company is not liable for the accuracy of the data included in listed companies' announcements. Only the sender of such an announcement is fully and solely liable for any infringement of third party's rights from the content of such announcement. All contents of the Daily Official List are provided only for information purposes and do not constitute investment advice or solicitation to invest in securities or other products listed for trading on the Exchange.

You acknowledge and agree that the Company is the owner of any property rights related to any Information appearing on the Daily Official List including intellectual property rights copyright, trademarks, etc.

The above data are a property of the Hellenic Exchanges-Athens Exchange and are copyright protected. Users are forbidden to reproduce, modify, copy, sale, transmit or redistribute, by all reproduction means and methods, part or the whole of the above data, without reference to their source.

The commercial exploitation of these data is, also, forbidden by third parties. Hellenic Exchanges-Athens Exchange does not carry any responsibility, direct or indirect, derived from usage or accidental alteration of the above data when used by third parties.

---

**Hellenic Exchanges – Athens Stock Exchange S.A.**

110 Athinon Ave., 10442 Athens, Tel: (210) 33.66.800, Fax: (210) 32.13.938

[www.athexgroup.gr](http://www.athexgroup.gr)

---

**Thessalonica Stock Exchange Center (T.S.E.C)**

16-18 Katouni Str., Thessalonica 546 25 Tel: (2310) 567.667, Fax: (2310) 530.545

---

**Athex Members Guarantee Fund**

14-16 Fidiou Str., Athens 106 78, Tel: (210) 33.04.682, Fax: (210) 33.04.155

---

**Hellenic Republic Capital Market Commission**

1 Kolokotroni Str. & 1 Stadiou Str., Athens 10562 Tel: (210) 33.77.100 Fax: (210) 33.77.173

---

**Table of Contents**

---

**Section 1: Statistical Figures of Securities, Derivatives and Lending**

Summary of Markets

Athex Indices

Analytic Figures for Athex Market's Boards and Categories

Trading Details by Athex Sectors and Financial Instruments (ETFs)

Top 10 best &amp; worst performing Shares

Derivatives Summary

**Section 2: Analytic Figures of Shares Transactions**

Analytic Figures of Shares Transactions

Shares' Notes

**Section 3: Figures of Securities Transactions**

Securities Blocks Details

Shares Rights Details

Stock Borrowing

Forced Sales Details

Forced Sales Registered Shares

Exchange Traded Funds (ETFs) Characteristics

**Section 5: Bonds traded in Fixed Income Assets Market**

Convertible Corporate Bonds - Regulated Market

Non Convertible Corporate Bonds - Regulated Market

Government Bonds

Treasury Bills &amp; Zero Coupon Government Bonds

Government Bonds Traded with the Open Outcry Method

State Banks Bonds

**Section 6: Additional Infos**

Athex &amp; ATHEXClear Members List

List of Stocks under Market Making operations

**Section 7: Derivatives Market Analytic Figures**

Index Futures

Stock Futures

Index Options

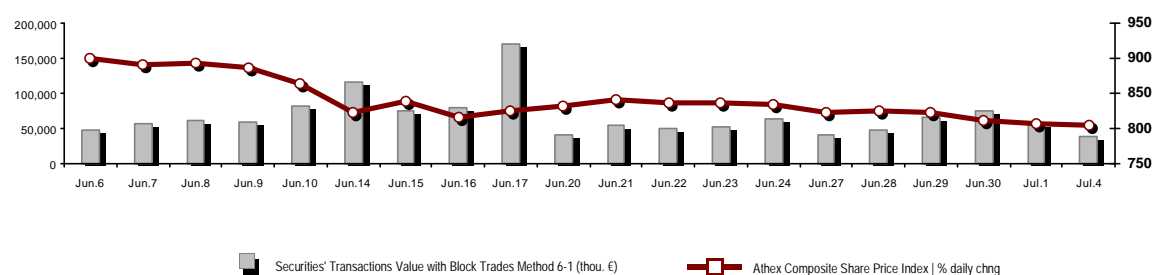
Stock Options

Stock Lending Analytic Figures

**Appendix A: Sectors codification for listed companies**

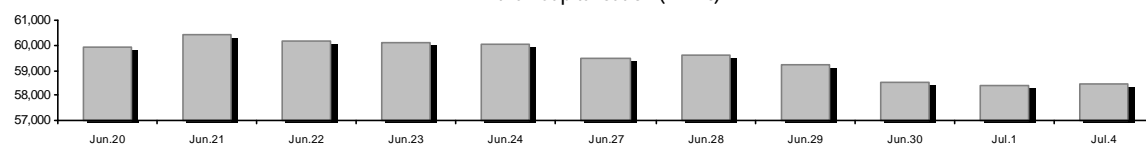
## Summary of Markets

Athex Composite Share Price Index vs Shares and Derivatives Transactions Value

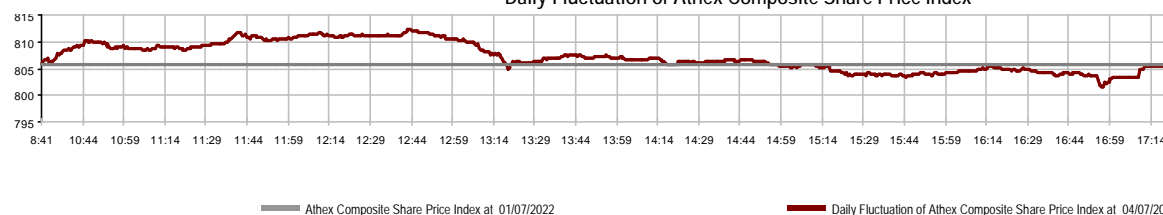


Athex Capitalisation (mill. €) **:	58,474.44		Derivatives Total Open Interest	258,009
Daily change: mill. €   %	98.06	0.17%	in Index Futures   % daily chng	3,658 0.03%
Yearly Avg Capitalisation: mill. €   % chng prev year Avg	64,424.31	5.81%	in Stock Futures   % daily chng	252,470 -0.53%
Athex Composite Share Price Index   % daily chng	805.55	-0.03%	in Index Options   % daily chng	1,236 1.90%
Athex Composite Share Price Index Capitalisation (mill. €)	52,844.50		in Stock Options   % daily chng	645 1.57%
Daily change (mill. €)	111.42			
Securities' Transactions Value with Block Trades Method 6-1 (t)	39,714.38		Derivatives Contracts Volume:	15,000
Daily change: %	-15,980.66	-28.69%	Daily change: pieces   %	1,811 13.73%
YtD Avg Trans. Value: thou. €   % chng prev year Avg	88,723.50	27.02%	YtD Avg Derivatives Contracts % chng prev year Avg	38,856 -18.48%
Blocks Transactions Value of Method 6-1 (thou. €)	970.12		Derivatives Trades Number:	1,456
Blocks Transactions Value of Method 6-2 & 6-3 (thou. €)	0.00		Daily change: number   %	47 3.34%
Bonds Transactions Value (thou.€)	839.37		YtD Avg Trades number % chng prev year Avg	2,279 7.71%
Securities' Transactions Volume with Block Trades Method 6-1 (tho)	18,978.69		Lending Total Open Interest	600,129
Daily change: thou. pieces   %	-1,251.53	-6.19%	Daily change: pieces   %	-10,818 -1.77%
YtD Avg Volume: % chng prev year Avg	34,648.74	1.32%	Lending Volume (Multilateral/Bilateral)	674
Blocks Transactions Volume of Method 6-1 (thou. Pieces)	104.27		Daily change: pieces   %	-5,326
Blocks Transactions Volume of Method 6-2 & 6-3 (thou. Pieces)	0.00		Multilateral Lending	674
Bonds Transactions Volume	864,000		Bilateral Lending	0
Securities' Trades Number with Block Trades Method 6-1	22,647		Lending Trades Number:	2
Daily change: number   %	-4,121	-15.40%	Daily change: %	-3
YtD Avg Trades number % chng prev year Avg	34,854	16.44%	Multilateral Lending Trades Number	2
Number of Blocks Method 6-1	3		Bilateral Lending Trades Number	0
Number of Blocks Method 6-2 & 6-3	0			
Number of Bonds Transactions	124			

Athex Capitalisation (mill. €) \*\*



Daily Fluctuation of Athex Composite Share Price Index



## Athex Indices

Index name	04/07/2022	01/07/2022	pts.	%	Min	Max	Year min	Year max	Year change
Athex Composite Share Price Index	805.55 €	805.79	-0.24	-0.03%	801.57	812.23	788.83	973.27	-9.83% €
Athex ESG Index	902.80 €	904.51	-1.71	-0.19%	898.22	910.99	888.47	1,131.24	-10.92% €
FTSE/Athex Large Cap	1,928.16 €	1,929.54	-1.38	-0.07%	1,917.36	1,944.94	1,884.54	2,384.15	-10.27% €
FTSE/Athex Mid Cap Index	1,288.25 #	1,284.70	3.55	0.28%	1,280.89	1,293.60	1,253.26	1,615.19	-13.65% €
FTSE/ATHEX-CSE Banking Index	368.59 €	375.03	-6.44	-1.72%	359.15	376.73	359.15	569.66	-15.29% €
FTSE/ATHEX High Dividend Yield Index	2,786.02 #	2,774.39	11.63	0.42%	2,771.76	2,800.49	2,761.25	3,292.03	-10.25% €
FTSE/ATHEX Global Traders Index Plus	2,179.70 €	2,185.13	-5.43	-0.25%	2,171.60	2,198.96	2,171.60	2,584.55	-8.16% €
FTSE/ATHEX Mid & Small Cap Factor-Weighted Ind	4,054.90 €	4,077.58	-22.68	-0.56%	4,037.41	4,081.87	3,920.25	5,109.62	-13.14% €
ATHEX Select Index Plus	2,889.84 #	2,888.95	0.89	0.03%	2,876.86	2,907.62	2,868.72	3,578.04	-14.63% €
ATHEX Select Index	4,168.10 #	4,123.27	44.83	1.09%	4,123.27	4,178.89	3,901.01	4,953.99	-9.14% €
FTSE/Athex Market Index	471.05 #	470.69	0.36	0.08%	468.64	474.81	457.78	586.15	-12.14% €
Athex Composite Index Total Return Index	1,401.25 #	1,400.25	1.00	0.07%	1,394.33	1,412.86	1,356.45	1,673.61	-8.60% €
FTSE/Athex Large Cap Total Return	3,033.71 €	3,035.88	-2.17	-0.07%			2,944.22	3,702.87	-9.23% €
FTSE/Athex Mid Cap Total Return	1,690.09 #	1,685.43	4.66	0.28%			1,640.21	2,064.38	-11.85% €
FTSE/ATHEX-CSE Banking Total Return Index	317.36 €	322.90	-5.54	-1.72%			317.36	485.90	-15.29% €
Hellenic Mid & Small Cap Index	1,215.66 €	1,216.37	-0.71	-0.06%	1,210.65	1,224.22	1,209.67	1,451.84	-11.46% €
FTSE/Athex Banks	486.99 €	495.50	-8.51	-1.72%	474.53	497.75	474.53	752.66	-15.30% €
FTSE/Athex Insurance	3,084.41 #	3,019.92	64.49	2.14%	3,019.92	3,090.51	1,994.86	3,171.11	54.62% #
FTSE/Athex Financial Services	631.67 €	634.36	-2.69	-0.42%	624.87	635.08	622.50	831.60	-15.67% €
FTSE/Athex Industrial Goods & Services	3,188.50 €	3,283.73	-95.23	-2.90%	3,188.50	3,311.96	3,188.50	4,306.76	-14.56% €
FTSE/Athex Retail	774.90 €	795.02	-20.12	-2.53%	769.04	797.46	769.04	1,150.20	-21.28% €
FTSE/ATHEX Real Estate	3,787.27 €	3,843.59	-56.32	-1.47%	3,779.36	3,901.24	3,779.36	5,179.83	-21.30% €
FTSE/Athex Consumer Goods & Services	7,865.95 #	7,720.69	145.26	1.88%	7,720.69	7,883.69	7,260.09	8,861.27	8.35% #
FTSE/Athex Food & Beverage	8,071.37 €	8,075.46	-4.09	-0.05%	8,023.42	8,130.39	6,627.16	12,058.75	-28.78% €
FTSE/Athex Basic Resources	5,568.13 €	5,627.45	-59.32	-1.05%	5,553.96	5,668.84	5,490.26	8,197.29	-24.73% €
FTSE/Athex Construction & Materials	2,890.09 €	2,898.42	-8.33	-0.29%	2,879.76	2,920.33	2,533.53	3,209.28	-2.98% €
FTSE/Athex Energy	4,093.66 €	4,105.60	-11.94	-0.29%	4,088.52	4,153.51	3,339.51	4,370.53	18.88% #
FTSE/Athex Travel & Leisure	2,177.73 #	2,141.10	36.63	1.71%	2,140.37	2,188.55	1,858.00	2,312.32	10.93% #
FTSE/Athex Technology	1,860.65 #	1,850.35	10.30	0.56%	1,843.90	1,875.91	1,679.98	2,347.72	-13.33% €
FTSE/Athex Telecommunications	4,525.34 #	4,397.20	128.14	2.91%	4,397.20	4,573.04	4,377.01	5,170.21	-0.45% €
FTSE/Athex Utilities	3,894.67 #	3,874.78	19.89	0.51%	3,853.17	3,932.22	3,853.17	5,208.71	-24.39% €
FTSE/Athex Health Care	337.38 €	404.17	-66.79	-16.53%	337.38	404.17	311.34	611.35	-38.93% €
FTSE/Athex Personal Products	6,760.87 #	6,666.74	94.13	1.41%	6,666.74	6,845.60	6,390.66	8,868.58	-22.50% €
Athex All Share Index	204.69 #	204.34	0.35	0.17%	204.69	204.69	200.98	248.43	-11.03% €
Hellenic Corporate Bond Index	117.17 #	116.97	0.20	0.17%			116.83	127.89	-8.30% €
Hellenic Corporate Bond Price Index	86.19 #	86.05	0.14	0.16%			85.96	95.40	-9.64% €

Note 1: FTSE/Med 100, Hellenic Corporate Bond Price Index and Hellenic Corporate Bond Index closing prices refer to the previous trading day of 30/06/2022.

Note 2: The Hellenic Mid & Small Cap Index is a Customized index calculated by the Athens Exchange.

## Analytic Figures for Athex Market's Boards and Categories

	Total Traded Securities	Main Market	Surveillance	Exchange Traded Funds (ETFs)
Totals	116	106	10	0
Gain / Lose / Same:	41 / 51 / 24	41 / 49 / 16	0 / 2 / 8	0 / 0 / 0
Athex Capitalisation (mill. €) **	58,474.44	58,149.67	324.77	
Daily Average Trans/ons Value(thou.€)	88,723.50	88,580.79	201.12	13.62
Transactions Value	39,714.38	39,542.44	171.94	0.00
Main Board:	38,744.25	38,572.32	171.94	0.00
Blocks Board 6_2_3:	970.12	970.12	0.00	0.00
Forced Sales Board:	0.00	0.00	0.00	0.00
Special Terms Board:	0.00	0.00	0.00	0.00
Daily Average Transactions Volume	34,648,743	33,929,368	736,045	642
Transactions Volume	18,978,686	18,569,178	409,508	0
Main Board:	18,874,414	18,464,906	409,508	0
Blocks Board 6_2_3:	104,272	104,272	0	0
Forced Sales Board:	0	0	0	0
Special Terms Board:	0	0	0	0
Daily Average Number of Trades	34,854	34,622	229	3
Number of Trades	22,647	22,527	120	0
Main Board:	22,644	22,524	120	0
Blocks Board 6_2_3:	3	3	0	0
Forced Sales Board:	0	0	0	0
Special Terms Board:	0	0	0	0

## Trading Details by Athex Sectors and Financial Instruments (ETFs)

Code	Sectors	Gain / Lose / Same	Number of Trades	Transactions Volume	Transactions Value	% of Total Trans. Value
3010	- Banks	1 / 5 / 0	7,608	13,242,685	12,934,524.08	32.57%
5510	- Basic Resources	5 / 6 / 3	646	251,546	577,844.81	1.46%
5010	- Construction & Materials	3 / 6 / 5	1,574	1,022,324	2,283,239.04	5.75%
4020	- Consumer Products & Services	4 / 2 / 1	537	97,330	620,187.47	1.56%
6010	- Energy	0 / 2 / 2	532	80,438	1,099,922.20	2.77%
12000	- Financial Instruments	0 / 0 / 0	---	---	---	---
3020	- Financial Services	0 / 3 / 1	324	753,397	278,558.01	0.70%
4510	- Food Beverage & Tobacco	0 / 3 / 2	177	28,299	535,389.32	1.35%
2010	- Health Care	0 / 3 / 0	40	17,038	14,175.98	0.04%
5020	- Industrial Goods & Service	6 / 7 / 2	3,093	662,548	4,047,236.27	10.19%
3030	- Insurance	2 / 0 / 0	170	648,079	5,053,134.88	12.72%
4030	- Media	1 / 0 / 1	24	8,385	3,297.60	0.01%
4520	- Personal Care, Drug & Grocery Stores	3 / 0 / 0	87	15,432	56,871.19	0.14%
3510	- Real Estate	4 / 2 / 2	627	163,843	642,082.17	1.62%
4040	- Retail	0 / 5 / 1	433	110,348	288,292.99	0.73%
1010	- Technology	5 / 4 / 1	1,033	416,518	945,879.81	2.38%
1510	- Telecommunications	2 / 0 / 0	664	177,128	2,855,597.32	7.19%
4050	- Travel & Leisure	2 / 1 / 3	846	435,304	2,307,099.08	5.81%
6510	- Utilities	3 / 2 / 0	4,232	848,044	5,171,043.08	13.02%

## Top 10 best &amp; worst performing Shares

## Main Market

With positive Price change	Closing price	change	With negative Price change	Closing price	change
ELVE SA (CR)	4.96	13.24% #	ENTERSOFT (CR)	3.77	-4.56% €
EUROCONSULTANTS S.A. (CR)	0.632	9.34% #	MYTILINEOS (CR)	13.28	-3.56% €
ILYDA S.A. (CR)	0.998	8.48% #	FOURLIS (CR)	2.75	-3.51% €
UNIBIOS (CR)	0.538	8.03% #	ALPHA SERVICES HOLD (CR)	0.8066	-3.31% €
INTRAKAT (CR)	2.515	7.02% #	IDEAL HOLDINGS (CR)	3.39	-2.59% €
INTRACOM HOLDINGS (CR)	1.62	5.88% #	PIRAEUS FINANCIAL HOLD (CR)	0.9	-2.49% €
EKTER SA (CR)	1.07	5.42% #	VIOHALCO SA/NV (CB)	3.3	-1.93% €
BRIQ PROPERTIES (CR)	1.93	3.49% #	LAMDA DEVELOPMENT SA (CR)	5.4	-1.91% €
THESSALONIKA WATER & SEWERAGE	4.35	3.08% #	MARFIN INVESTMENT GROUP (CR)	0.0235	-1.67% €
OTE (CR)	16.2	2.92% #	CENERGY HOLDINGS (CB)	2.5	-1.58% €
			KARELIA (CR)	250	-1.58% €
With the highest Transactions Value	Value (thou. €)	change	With the highest Transactions Volume	Volume	change
EUROPEAN RELIANCE INSUR. (CR)	5,051.15	2.63% #	ALPHA SERVICES HOLD (CR)	6,094,008	-3.31% €
ALPHA SERVICES HOLD (CR)	4,903.88	-3.31% €	EUROBANK HOLDINGS (CR)	3,882,848	-1.31% €
MYTILINEOS (CR)	3,540.33	-3.56% €	PIRAEUS FINANCIAL HOLD (CR)	2,163,309	-2.49% €
PPC (CR)	3,287.51	0.98% #	NATIONAL BANK (CR)	1,026,778	-0.18% €
EUROBANK HOLDINGS (CR)	3,155.65	-1.31% €	MARFIN INVESTMENT GROUP (CR)	669,965	-1.67% €
NATIONAL BANK (CR)	2,903.62	-0.18% €	EUROPEAN RELIANCE INSUR. (CR)	647,585	2.63% #
OTE (CR)	2,844.88	2.92% #	PPC (CR)	637,790	0.98% #
OPAP (CR)	2,063.59	1.75% #	INTRAKAT (CR)	474,379	7.02% #
PIRAEUS FINANCIAL HOLD (CR)	1,938.41	-2.49% €	MYTILINEOS (CR)	261,150	-3.56% €
TERNA ENERGY (CR)	1,237.99	-0.47% €	INTRACOM HOLDINGS (CR)	260,125	5.88% #

Note: Stocks that are not included in the "Under Supervision" category, and the transactions value is more than 10,000 €.

## Derivatives Summary

	Number of Trades	Volume	Open Interest
<b>Index Futures</b>	<b>81</b>	<b>258</b>	<b>3,658</b>
FTSE/Athex Banks	4	27	0
FTSE/Athex Large Cap	77	231	3,658
<b>Stock Futures</b>	<b>1,370</b>	<b>14,716</b>	<b>252,470</b>
ADMIE (IPTO) HOLDING S.A. (CR)	2	6	4,731
ALPHA SERVICES HOLD (CR)	283	5,922	93,867
CC HBC AG (CR)	0	0	1,281
CENERGY HOLDINGS (CB)	29	85	7,254
ELLAKTOR (CR)	7	33	734
EUROBANK HOLDINGS (CR)	84	1,625	21,134
EYDAP S.A. (CR)	1	3	140
FOURLIS (CR)	22	69	1,777
GEK TERNA (CR)	10	22	6,615
HELLENIC EXCHANGES-A.S.E. (CR)	9	15	756
HELLENIC PETROLEUM (CR)	13	94	1,211
INTRACOM HOLDINGS (CR)	62	203	4,017
JUMBO SA (CR)	10	12	559
LAMDA DEVELOPMENT SA (CR)	56	166	4,808
MARFIN INVESTMENT GROUP (CR)	0	0	28,345
MOTOR OIL (CR)	7	48	375
MYTILINEOS (CR)	209	602	4,134
NATIONAL BANK (CR)	174	1,887	12,899
OPAP (CR)	9	17	758
OTE (CR)	27	72	1,092
P.P.A. S.A. (CR)	0	0	682
PIRAEUS FINANCIAL HOLD (CR)	134	2,787	22,343
PPC (CR)	109	820	19,963
TERNA ENERGY (CR)	107	202	6,580
TITAN CEMENT (CB)	1	1	944
VIOHALCO SA/NV (CB)	5	25	5,471
<b>Index Options</b>	<b>1</b>	<b>1</b>	<b>1,236</b>
FTSE/Athex Large Cap	1	1	1,236
<b>Stock Options</b>	<b>4</b>	<b>25</b>	<b>645</b>
ALPHA SERVICES HOLD (CR)	0	0	20
NATIONAL BANK (CR)	0	0	274
OPAP (CR)	2	10	137
OTE (CR)	0	0	5
PIRAEUS FINANCIAL HOLD (CR)	0	0	0
PPC (CR)	2	15	209
<b>Total Derivatives Traded</b>	<b>1,456</b>	<b>15,000</b>	<b>258,009</b>





Section 2: Analytic Figures of Shares Transactions

Monday, 4 July, 2022

Number of Outstanding Securities	Nominal Value	Dividends [1] 2019 2020 2021	Date of Last Dividend [2]	Coupon Date	Note	Shares	Closing price	% change	Previous closing price/date	Open price	Price min	Price max	Last price	Avg price	Last Bid [7]	Last Ask [7]	P/E after tax	Year	Volume	Trades	Transactions Value[8]	Company Mkt Value (thou. €)	Year low	Year high	Sector[4]	
148,651,087	0.040	---	---	---	01/07/2008	21/02/2020	---	---	---	---	---	---	---	---	---	---	---	---	---	---	---	---	---	---	---	---
35,764,593	2.10	0.039	0.06	0.075	26/04/2022	25/11/2019	---	---	---	---	---	---	---	---	---	---	---	---	---	---	---	---	---	---	---	---
15,816,009	0.300	---	0.032	0.1	12/05/2022	17/07/2000	---	---	---	---	---	---	---	---	---	---	---	---	---	---	---	---	---	---	---	---
101,123,806	0.360	---	---	---	22/07/2010	28/06/2011	---	---	---	---	---	---	---	---	---	---	---	---	---	---	---	---	---	---	---	---
784,500	10.00	0.35	---	0.3	24/05/2022	31/07/2018	---	---	---	---	---	---	---	---	---	---	---	---	---	---	---	---	---	---	---	---
9,907,500	0.300	---	---	---	06/10/2005	13/02/2002	---	---	---	---	---	---	---	---	---	---	---	---	---	---	---	---	---	---	---	---
54,200,000	0.075	(0.0065)	---	---	20/07/2021	23/11/2021	---	---	---	---	---	---	---	---	---	---	---	---	---	---	---	---	---	---	---	---
31,475,259	0.400	---	---	---	30/08/1993	08/05/2013	---	---	---	---	---	---	---	---	---	---	---	---	---	---	---	---	---	---	---	---
20,578,374	0.620	0.04	0.09	0.0853	21/06/2022	18/05/2015	---	---	---	---	---	---	---	---	---	---	---	---	---	---	---	---	---	---	---	---
75,053,899	0.300	---	---	---	12/08/2008	26/01/2022	---	---	---	---	---	---	---	---	---	---	---	---	---	---	---	---	---	---	---	---
4,740,000	0.860	---	---	---	14/03/2003	---	---	---	---	---	---	---	---	---	---	---	---	---	---	---	---	---	---	---	---	---
4,419,616	1.58	---	---	---	21/07/2011	04/03/2015	---	---	---	---	---	---	---	---	---	---	---	---	---	---	---	---	---	---	---	---
468,700	1.71	2.24	3.42	03/05/2022	21/05/2004	---	---	---	---	---	---	---	---	---	---	---	---	---	---	---	---	---	---	---	---	---
10,500,000	0.950	---	---	---	24/06/2008	30/06/2017	---	---	---	---	---	---	---	---	---	---	---	---	---	---	---	---	---	---	---	---
87,127,162	0.500	---	---	---	21/05/2008	28/07/2021	---	---	---	---	---	---	---	---	---	---	---	---	---	---	---	---	---	---	---	---
24,027,832	0.230	0.0324	---	---	27/06/2022	08/06/2022	---	---	---	---	---	---	---	---	---	---	---	---	---	---	---	---	---	---	---	---
27,345,120	0.280	---	---	---	18/07/2005	26/02/2014	---	---	---	---	---	---	---	---	---	---	---	---	---	---	---	---	---	---	---	---
6,456,530	1.08	0.065	0.0804	---	08/07/2021	02/08/2010	---	---	---	---	---	---	---	---	---	---	---	---	---	---	---	---	---	---	---	---
15,627,315	0.300	---	---	---	16/11/1992	24/07/2019	---	---	---	---	---	---	---	---	---	---	---	---	---	---	---	---	---	---	---	---
32,413,681	0.370	---	---	---	15/07/2009	11/05/2000	---	---	---	---	---	---	---	---	---	---	---	---	---	---	---	---	---	---	---	---
1,604,544	3.44	(0.4452)	0.5109	23/05/2022	22/10/2021	---	---	---	---	---	---	---	---	---	---	---	---	---	---	---	---	---	---	---	---	---
18,810,000	0.400	---	---	---	08/07/2010	14/11/2007	---	---	---	---	---	---	---	---	---	---	---	---	---	---	---	---	---	---	---	---
23,986,500	1.05	---	---	---	26/06/2009	15/03/2000	---	---	---	---	---	---	---	---	---	---	---	---	---	---	---	---	---	---	---	---
6,325,000	0.600	0.095	---	0.19	04/07/2022	17/02/2014	---	---	---	---	---	---	---	---	---	---	---	---	---	---	---	---	---	---	---	---
24,060,000	0.300	0.035	0.035	0.055	12/04/2022	01/07/2019	---	---	---	---	---	---	---	---	---	---	---	---	---	---	---	---	---	---	---	---
15,878,748	0.480	---	---	---	10/07/2006	22/03/2004	---	---	---	---	---	---	---	---	---	---	---	---	---	---	---	---	---	---	---	---
34,720,000	0.310	---	---	---	16/06/2010	01/08/2007	---	---	---	---	---	---	---	---	---	---	---	---	---	---	---	---	---	---	---	---
13,673,200	0.880	---	---	---	18/07/2008	26/07/2001	---	---	---	---	---	---	---	---	---	---	---	---	---	---	---	---	---	---	---	---
11,250,000	0.520	---	---	---	22/07/2019	09/11/2015	---	---	---	---	---	---	---	---	---	---	---	---	---	---	---	---	---	---	---	---
18,410,839	1.00	---	0.027	---	16/07/2021	10/09/2010	---	---	---	---	---	---	---	---	---	---	---	---	---	---	---	---	---	---	---	---
3,307,500	0.210	---	---	---	11/08/2010	30/11/2021	---	---	---	---	---	---	---	---	---	---	---	---	---	---	---	---	---	---	---	---
60,295,607	0.240	---	---	---	09/07/2007	01/07/2021	---	---	---	---	---	---	---	---	---	---	---	---	---	---	---	---	---	---	---	---
23,828,130	0.500	---	---	---	22/07/2019	17/02/2009	---	---	---	---	---	---	---	---	---	---	---	---	---	---	---	---	---	---	---	---
19,864,886	5.60	0.672	0.672	0.672	05/05/2022	02/07/2008	---	---	---	---	---	---	---	---	---	---	---	---	---	---	---	---	---	---	---	---
26,730,187	0.520	0.04	0.08	0.1	29/06/2022	01/08/2017	---	---	---	---	---	---	---	---	---	---	---	---	---	---	---	---	---	---	---	---
30,000,000	0.050	---	0.06	0.09	13/05/2022	11/06/2020	---	---	---	---	---	---	---	---	---	---	---	---	---	---	---	---	---	---	---	---
36,300,000	1.12	0.268	0.223	---	28/06/2021	12/12/2007	---	---	---	---	---	---	---	---	---	---	---	---	---	---	---	---	---	---	---	---
26,539,907	0.630	0.2446	0.3	---	05/05/2021	18/10/1999	---	---	---	---	---	---	---	---	---	---	---	---	---	---	---	---	---	---	---	---
14,833,480	0.300	---	---	---	02/06/2010	04/02/2022	---	---	---	---	---	---	---	---	---	---	---	---	---	---	---	---	---	---	---	---





Number of Outstanding Securities	Nominal Value	Dividends [1]			Date of Last Coupon		Note	Shares	Closing price	% change	Previous closing price/date	Open price	Price min	Price max	Last price	Avg price	Last Bid [7]	Last Ask [7]	P/E after tax	Year	Volume	Trades	Transactions Value[8]	Company Mkt Value (thou. €)	Year low	Year high	Sector[4]
		2019	2020	2021	Dividend [2]	Right																					
12,417,000	0.310	---	---	---	27/08/2019	28/08/2017	5233	MLS MULTIMEDIA SA (CR)	0.57	---	0.57	12/05/2020	---	---	---	---	---	---	---	---	---	---	---	7,077.69	0.57	0.57	10101015
33,301,715	0.320	---	---	---	27/06/2003	08/07/2009	5241	AEGEK (CR)	0.035	---	0.035	25/06/2020	---	---	---	---	---	---	---	---	---	---	---	1,165.56	0.035	0.035	50101010
4,737,503	0.320	---	---	---	22/06/2005	22/09/2015	5115	VARANGIS AVEPE S.A. (CR)	0.11	---	0.11	02/03/2022	---	---	---	---	---	---	---	---	---	---	---	521.13	0.11	0.11	40202015
77,126,446	0.340	---	---	---	23/05/2005	18/08/2011	5206	G.E. DIMITRIOU (CR)	0.0125	---	0.0125	30/04/2019	---	---	---	---	---	---	---	---	---	---	---	964.08	0.0125	0.0125	40202020
7,085,888	1.59	---	---	---	02/07/1996	06/09/2010	5216	ELVIEMEK (CR)	2.6	---	2.6	30/09/2019	---	---	---	---	---	---	---	---	---	---	---	18,423.31	2.6	2.6	35101010
25,179,640	0.600	---	---	---	08/08/1994	19/09/2000	5191	J.BOUTARIS & SON (CR)	0.026	---	0.026	01/10/2018	---	---	---	---	---	---	---	---	---	---	---	742.45	0.026	0.026	45101015
1,540,000	0.600	---	---	---	08/08/1994	19/09/2000	5192	J.BOUTARIS & SON (PR)	0.057	---	0.057	01/10/2018	---	---	---	---	---	---	---	---	---	---	---	742.45	0.057	0.057	45101015
9,520,980	0.400	0.0105	0.0105	---	15/06/2021	14/07/2000	---	KARAMOLEGOS SA (CR)	3.22	---	3.22	10/06/2022	---	---	---	---	---	---	---	---	---	---	---	30,657.56	2.98	4.08	45102020
7,734,375	1.00	---	---	---	09/07/2007	07/01/2011	5266	LIVANIS SA (CR)	0.185	---	0.185	03/05/2022	---	---	---	---	---	---	---	---	---	---	---	1,430.86	0.136	0.2	40301030
53,154,140	0.120	---	---	---	15/07/2008	24/11/2020	---	NIKAS SA (CR)	1.24	---	1.24	10/06/2022	---	---	---	---	---	---	---	---	---	---	---	65,911.13	1.22	1.31	45102020

## Shares' Notes

Code	Note text
( )	- Adjusted dividends.
*	- Last adjusted closing price.
[1]	- Net dividends.
[2]	- The "Date of Last Coupon" for New listings refers to the date company's stocks started to trade in Athex
[3]	- The Company Market Value is referred to the number of outstanding shares
[4]	- Sectors codification can be found in Appendix A
[5]	- The Market Value refers to the total number of shares listed (including their several classes) in the exchange by the company.
[6]	- P/E greater than 100
[7]	- Last view of the Order Book before the end of the trading session
[8]	- All Blocks Methods' Transactions Value are included.
4750	- Transfer to the Under Surveillance Category from 8/4/2011.
4912	- Transfer to the Surveillance Category as of 31/7/2012.
4955	- Transfer to the Surveillance Category as from 5/4/2013.
4957	- Transfer to the Surveillance Category as from 5/4/2013.
4958	- Transfer to the Surveillance Category as from 5/4/2013.
4959	- Transfer to the Surveillance Category as from 5/4/2013.
5093	- Transfer to the Surveillance Category as of 8/4/2015.
5115	- Transfer to the Surveillance Category as of 15/04/2016.
5141	- Transfer to the Surveillance Category as of 10/05/2017.
5160	- Transfer to the Surveillance Category as of 15/04/2016.
5162	- Transfer to the Under Supervision Category as of 21/12/2009.
5165	- Transfer to the Surveillance Category as of 15/02/2018.
5179	- Suspension of trading as of 25/05/2018.
5191	- Suspension of trading as of 02/10/2018.
5192	- Suspension of trading as of 02/10/2018.
5193	- Transfer to the Surveillance Category as of 25/10/2018.
5194	- Transfer to the Surveillance Category as of 25/10/2018.
5197	- Transfer to the Surveillance Category as of 07/11/2018.
5206	- Suspension of trading as of 02/05/2019.
5216	- Suspension of trading as of 01/10/2019.
5232	- Transfer to the Under Surveillance Category from 08/04/2011.
5233	- Suspension of trading as of 13/05/2020.
5241	- Suspension of trading as of 26/06/2020.
5243	- Suspension of trading as of 01/07/2020.
5245	- Transfer to the Surveillance Category as of 09/07/2020.
5248	- Transfer to the Surveillance Category as of 06/09/20116.
5253	- Transfer to the Surveillance Category as of 14/5/2021.
5266	- Suspension of trading as of 04/05/2022.
5267	- Transfer to the Surveillance Category as of 09/07/2020. The 222,800,215 new (CR) shares, resulting from the recent share capital increase through a rights issue, are not yet admitted to trading on the ATHEX.

## Securities Blocks Details

Securities	Block Volume	Price	Block Trade Value	Time of approval	Note
OTE (CR)	20,000	16.06	321,200.00	11:10:19	20
EUROPEAN RELIANCE INSUR. (CR)	69,272	7.80	540,321.60	11:31:11	20
EYDAP S.A. (CR)	15,000	7.24	108,600.00	17:13:59	20

## Blocks Notes

9 - Method 6-1 / Special Fees

10 - Method 6-1 / Special Fees, SDS

14 - Method 6-3 / Settlement, Incomplete Buy and Sell

18 - Method 6-2 / SPOT 1

19 - Method 6-2 / SPOT 2

20 - Method 6-1 and Method 6-1 Same Day Settlement

21 - Other Pre-agreed

**Shares Rights Details**

Occured date	Exercise from	Exercise until	Trading until	<b>Rights</b>	Price min	Price max	Closing price	Last Bid	Last Ask	Volume	Trades	Transactions Value
--------------	---------------	----------------	---------------	---------------	-----------	-----------	---------------	----------	----------	--------	--------	--------------------

No Rights Transactions.



---

**Forced Sales Details**

---

Securities	Category of Security	Transactions Volume	Number of Trades	Transactions Value	Note
------------	----------------------	------------------------	---------------------	-----------------------	------

---

No Forced Transactions.

---

---

**Forced Sales Notes**

---

- 1 - Compulsory Public Forced Sales
- 2 - Forced Sales of Fixed Registered Shares
- 3 - Forced Sales of Remaining Fractional Shares

## Exchange Traded Funds (ETFs) Characteristics

	Transactions Date (T)	Creation / Redemption	Units (T-1)	New Units (T-1)	Redemption Units (T-1)	Units (T) [1]	Fund Assets [2]	Net Unit Price	Dividend per Unit	Dividend Date
ALPHA ETF FTSE Athex Large Cap	04/07/2022	5,000	882,175	---	---	882,175	16,851,860.00	19.1026	0.52	01/07/2022

## ETFs Notes

[1] - Units (T) = Units (T-1) + New Units (T-1) - Redemption Units (T-1)

[2] - The Creation / Redemption Units of T-1 are included.

## Non Convertible Corporate Bonds - Regulated Market

Num Listed Bonds	Nominal price	Issue price	Today's Rate	Exp. Date	Duration (years)	Note	Coupon		Trading Unit	Corporate Bonds	Accrued Int.	Yield.T.Mat	Price min	Price max	Closing price	Previous closing price/date	Volume	Transactions Value	Last order		Date	ear min	Year max	
							Common	Preferred											Price	Buy / Sell				
300,000	1,000.00	1,000.00	2.30	14/12/2028	7	---	2	---	1	GEK TERNA S.A. (Non Convertible)	1.4056	3.7050	92.3499	92.3499	92.3499	92.3580	01/07/2022	1,000	924.90	90.2500	B	34/07/2022	87.9280	100.0000
320,000	1,000.00	1,000.00	3.40	21/07/2027	7	---	4	---	1	LAMDA DEVELOPMENT S.A. (Non Convertible)	15.6778	4.1390	94.6000	96.0000	95.7000	94.6000	01/07/2022	270,000	261,954.75	94.7000	B	34/07/2022	86.1000	102.0000
200,000	1,000.00	1,000.00	2.10	27/10/2027	7	---	4	---	1	O.P.A.P. S.A. (Non Convertible)	4.0833	2.5360	95.0000	97.4999	97.4999	95.4670	01/07/2022	34,000	32,611.04	94.7100	B	34/07/2022	90.1209	101.7500
200,000	1,000.00	1,000.00	1.90	23/03/2028	7	---	3	---	1	MOTOR OIL CORINTH REFINERIES SA (Non Convertible)	5.5417	3.2540	93.0000	93.0000	93.0000	93.4600	01/07/2022	49,000	45,841.54	93.0000	B	34/07/2022	88.7317	99.2000
100,000	1,000.00	1,000.00	2.70	25/05/2026	5	---	3	---	1	COSTAMARE PARTICIPATIONS PLC (Non Convertible)	3.1500	3.5740	91.1110	96.6000	96.6000	97.5000	01/07/2022	13,000	12,118.72	95.1500	B	34/07/2022	95.1881	102.0000
300,000	1,000.00	1,000.00	2.30	20/07/2028	7	---	2	---	1	PRODEA REIC S.A.(Non Convertible)	10.6694	4.8850	87.0000	87.7999	87.2882	86.8810	01/07/2022	22,000	19,438.12	87.0100	B	34/07/2022	86.1946	98.1000
150,000	1,000.00	1,000.00	2.65	22/10/2026	5	---	2	---	1	CPLP SHIPPING HOLDINGS PLC (Non Convertible)	5.2264	3.9040	95.0500	95.0500	95.0500	96.1250	30/06/2022	9,000	8,601.54	90.0100	B	34/07/2022	94.1000	100.0000
500,000	1,000.00	1,000.00	2.75	03/07/2027	7	---	5	---	1	GEK TERNA S.A. (Non Convertible)	0.1528	4.1410	92.7500	93.6700	93.2047	93.3340	01/07/2022	38,000	35,423.58	92.6000	B	34/07/2022	90.5000	99.0000
120,000	1,000.00	1,000.00	2.65	06/12/2028	7	---	2	---	1	NOVAL PROPERTY REIC (Non Convertible)	2.2083	4.1580	91.9000	91.9999	91.9333	91.9970	01/07/2022	18,000	16,587.75	89.1100	B	34/07/2022	87.3283	100.0000
175,000	1,000.00	1,000.00	3.40	26/07/2024	5	---	6	---	1	ATTICA HOLDINGS S.A. (Non Convertible)	15.2056	4.5860	96.6887	97.0000	96.8494	95.5000	01/07/2022	46,000	45,250.18	94.1002	B	34/07/2022	93.2476	99.4500
100,000	1,000.00	1,000.00	2.95	11/02/2027	5	---	1	---	1	SAFE BULKERS PARTICIPATIONS PLC (Non Convertible)	11.8819	5.0210	91.0000	92.0000	91.9375	91.8000	01/07/2022	16,000	14,900.11	91.0000	B	34/07/2022	89.6110	100.0000
200,000	1,000.00	1,000.00	3.60	12/03/2026	7	---	7	---	1	AEGEAN AIRLINES S.A. (Non Convertible)	11.4000	4.0980	96.0000	97.5000	96.7750	97.5000	01/07/2022	20,000	19,583.00	96.0001	B	34/07/2022	95.0250	101.3000
150,000	1,000.00	1,000.00	2.60	22/10/2026	7	---	6	---	1	TERNA ENERGY FINANCE S.A. (Non Convertible)	5.1278	3.6940	94.9000	94.9000	94.9000	96.0160	30/06/2022	5,000	4,770.64	93.0100	B	34/07/2022	92.1000	99.9900
100,000	1,000.00	1,000.00	2.80	25/01/2027	5	---	1	---	1	PREMIA S.A. (Non Convertible)	12.6000	5.6550	89.2703	89.2703	89.2703	92.4000	30/06/2022	20,000	18,106.06	89.5000	B	34/07/2022	89.2703	99.5000
120,000	1,000.00	1,000.00	3.95	04/04/2025	7	---	9	---	1	GEK TERNA S.A. (Non Convertible)	10.2042	3.2640	99.5000	101.0000	100.3322	100.4720	01/07/2022	72,000	72,973.90	99.5010	B	34/07/2022	99.0238	103.2000
90,000	1,000.00	1,000.00	3.00	11/05/2023	5	---	9	---	1	CORAL A.E. (Non Convertible)	4.6667	2.1400	100.5000	100.5000	100.5000	100.5000	30/06/2022	65,000	65,628.33	100.1100	B	34/07/2022	99.3750	102.0000
20,148	1,000.00	1,000.00	4.95	26/06/2023	5	---	9	---	1	B&F COMM. & GARM. INDUS. S.A. (Non Convertible)	1.2375	4.1180	99.5756	100.0000	100.0000	100.0000	01/07/2022	148,000	148,174.66	99.5756	B	34/07/2022	99.0000	102.0000
250,000	1,000.00	1,000.00	2.45	16/11/2028	7	---	2	---	1	ELVALHALCOR S.A. (Non Convertible)	3.4708	4.1090	90.4000	91.3000	91.2000	90.7410	01/07/2022	18,000	16,478.48	90.4000	B	34/07/2022	89.6000	100.2900

## Corporate Bonds Notes

Transactions Volume = (Pieces) \* (Nominal Price). Transactions Value = (Pieces) \* (Nominal Price) \* (price %) + (Accrued interest).

The price of a Bond is stated as a percentage (%) of Bond's Nominal Price.

Nominal Price in Euros (€), except if it is noted differently.

## Government Bonds

Number Listed Bonds	Nominal price	Today's Rate	Accrued Interest Calc	Exp. Date [1]	Duration (years)	Note	Coupons Date	Curr. coupon value	Trading Unit	Government Bonds	Price min	Price max	Closing price	Previous closing price/date	Volume	Transactions Value	Price	Last order Buy / Sell	Date
3,000,000	1,000.00	4.38	Actual/Actual	01/08/2022	5	---	01/08	4.38	1	GGB-FXD-010822-05Y-4.375-1.000	---	---	---	---	---	---	1.0000	B	28/11/2018
4,500,000	1,000.00	1.88	Actual/Actual	04/02/2035	15	---	04/02	1.88	1	GGB-FXD-040235-15Y-1.875-1.000	---	---	---	---	---	---	---	---	---
2,500,000	1,000.00	3.45	Actual/Actual	02/04/2024	5	---	02/04	3.45	1	GGB-FXD-020424-05Y-3.450-1.000	---	---	---	---	---	---	---	---	---
6,000,000	1,000.00	0.75	Actual/Actual	18/06/2031	10	---	18/06	0.75	1	GGB-FXD-180631-10Y-0.750-1.000	---	---	---	---	---	---	---	---	---
4,355,990,324	1.00	3.50	Actual/Actual	30/01/2023	5	---	01/02 - 31/01	3.50	1	GGB-FXD-300123-05Y-3.500-1.000	---	---	---	94.5720 13/07/2018	---	---	1.0000	B	28/11/2018
5,962,747,327	1.00	3.75	Actual/Actual	30/01/2028	10	---	/02 - 01/02 - 31/	3.75	1	GGB-FXD-300128-10Y-3.750-1.000	---	---	---	85.4610 13/07/2018	---	---	1.0000	B	28/11/2018
7,067,309,386	1.00	3.90	Actual/Actual	30/01/2033	15	---	/02 - 01/02 - 31/	3.90	1	GGB-FXD-300133-15Y-3.900-1.000	---	---	---	78.6730 13/07/2018	---	---	1.0000	B	28/11/2018
5,472,848,349	1.00	4.00	Actual/Actual	30/01/2037	19	---	/02 - 01/02 - 31/	4.00	1	GGB-FXD-300137-19Y-4.000-1.000	---	---	---	77.0370 13/07/2018	---	---	1.0000	B	28/11/2018
5,276,770,669	1.00	4.20	Actual/Actual	30/01/2042	24	---	/02 - 01/02 - 31/	4.20	1	GGB-FXD-300142-24Y-4.200-1.000	---	---	---	77.7640 13/07/2018	---	---	1.0000	B	28/11/2018
119,550,565	1.00	4.30	Actual/Actual	24/02/2023	11	---	24/02	4.30	1	GGB-FXD-240223-11Y-2.000-1.000	---	---	---	10.0000 22/06/2015	---	---	10.0000	B	11/07/2019
48,794,718	1.00	4.30	Actual/Actual	24/02/2024	12	---	24/02	4.30	1	GGB-FXD-240224-12Y-2.000-1.000	---	---	---	10.0000 22/06/2015	---	---	---	---	---
40,248,141	1.00	4.30	Actual/Actual	24/02/2025	13	---	24/02	4.30	1	GGB-FXD-240225-13Y-2.000-1.000	---	---	---	10.0000 22/06/2015	---	---	---	---	---
59,586,043	1.00	4.30	Actual/Actual	24/02/2026	14	---	24/02	4.30	1	GGB-FXD-240226-14Y-2.000-1.000	---	---	---	10.0000 22/06/2015	---	---	---	---	---
41,118,344	1.00	4.30	Actual/Actual	24/02/2027	15	---	24/02	4.30	1	GGB-FXD-240227-15Y-2.000-1.000	---	---	---	10.0000 22/06/2015	---	---	---	---	---
45,137,734	1.00	4.30	Actual/Actual	24/02/2028	16	---	24/02	4.30	1	GGB-FXD-240228-16Y-2.000-1.000	---	---	---	10.0000 22/06/2015	---	---	---	---	---
61,768,888	1.00	4.30	Actual/Actual	24/02/2029	17	---	24/02	4.30	1	GGB-FXD-240229-17Y-2.000-1.000	---	---	---	10.0000 22/06/2015	---	---	---	---	---
54,567,744	1.00	4.30	Actual/Actual	24/02/2030	18	---	24/02	4.30	1	GGB-FXD-240230-18Y-2.000-1.000	---	---	---	10.0000 22/06/2015	---	---	---	---	---
37,541,515	1.00	4.30	Actual/Actual	24/02/2031	19	---	24/02	4.30	1	GGB-FXD-240231-19Y-2.000-1.000	---	---	---	10.0000 22/06/2015	---	---	---	---	---
37,558,317	1.00	4.30	Actual/Actual	24/02/2032	20	---	24/02	4.30	1	GGB-FXD-240232-20Y-2.000-1.000	---	---	---	10.0000 22/06/2015	---	---	---	---	---
37,473,732	1.00	4.30	Actual/Actual	24/02/2033	21	---	24/02	4.30	1	GGB-FXD-240233-21Y-2.000-1.000	---	---	---	10.0000 22/06/2015	---	---	---	---	---
33,888,293	1.00	4.30	Actual/Actual	24/02/2034	22	---	24/02	4.30	1	GGB-FXD-240234-22Y-2.000-1.000	---	---	---	10.0000 22/06/2015	---	---	---	---	---
35,177,800	1.00	4.30	Actual/Actual	24/02/2035	23	---	24/02	4.30	1	GGB-FXD-240235-23Y-2.000-1.000	---	---	---	10.0000 22/06/2015	---	---	---	---	---
35,547,268	1.00	4.30	Actual/Actual	24/02/2036	24	---	24/02	4.30	1	GGB-FXD-240236-24Y-2.000-1.000	---	---	---	10.0000 22/06/2015	---	---	---	---	---
40,246,306	1.00	4.30	Actual/Actual	24/02/2037	25	---	24/02	4.30	1	GGB-FXD-240237-25Y-2.000-1.000	---	---	---	10.0000 22/06/2015	---	---	---	---	---
37,643,952	1.00	4.30	Actual/Actual	24/02/2038	26	---	24/02	4.30	1	GGB-FXD-240238-26Y-2.000-1.000	---	---	---	10.0000 22/06/2015	---	---	---	---	---
36,977,100	1.00	4.30	Actual/Actual	24/02/2039	27	---	24/02	4.30	1	GGB-FXD-240239-27Y-2.000-1.000	---	---	---	10.0000 22/06/2015	---	---	---	---	---
41,615,000	1.00	4.30	Actual/Actual	24/02/2040	28	---	24/02	4.30	1	GGB-FXD-240240-28Y-2.000-1.000	---	---	---	10.0000 22/06/2015	---	---	---	---	---
42,227,208	1.00	4.30	Actual/Actual	24/02/2041	29	---	24/02	4.30	1	GGB-FXD-240241-29Y-2.000-1.000	---	---	---	10.0000 22/06/2015	---	---	---	---	---
68,288,487	1.00	4.30	Actual/Actual	24/02/2042	30	---	24/02	4.30	1	GGB-FXD-240242-30Y-2.000-1.000	---	---	---	10.0000 22/06/2015	---	---	---	---	---
4,000,000	1,000.00	3.88	Actual/Actual	12/03/2029	10	---	12/03	3.88	1	GGB-FXD-120329-10Y-3.875-1.000	---	---	---	---	---	---	100.0000	B	15/10/2019
4,500,000	1,000.00	0.00	Actual/Actual	12/02/2026	5	---	12/02	0.00	1	GGB-FXD-120226-05Y-0.000-1.000	---	---	---	---	---	---	---	---	---
3,000,000	1,000.00	3.38	Actual/Actual	15/02/2025	7	---	15/02	3.38	1	GGB-FXD-150225-07Y-3.375-1.000	---	---	---	---	---	---	---	---	---
250,250	1,000.00	2.90	Actual/Actual	20/03/2023	4	---	20/03	2.90	1	GGB-FXD-200323-04Y-2.900-1.000	---	---	---	---	---	---	---	---	---
964,000	1,000.00	3.25	Actual/Actual	20/03/2025	6	---	20/03	3.25	1	GGB-FXD-200325-06Y-3.250-1.000	---	---	---	---	---	---	---	---	---

## Government Bonds Notes

Transactions Volume = (Pieces) \* (Nominal Price). Transactions Value = (Pieces) \* (Nominal Price) \* (price %) + (Accrued interest).

The Value of current coupon for the issues with NV 0.01 euro refers to NV 100 euros

FLR: Floating Interest Rate.

[1] - The Expiration Date of the interest bearing period and the Date for coupon payment.

## Government Bonds

Number Listed Bonds	Nominal price	Today's Rate	Accrued Interest Calc	Exp. Date [1]	Duration (years)	Note	Coupons Date	Curr. coupon value	Trading Unit	Government Bonds	Price min	Price max	Closing price	Previous closing price/date	Volume	Transactions Value	Price	Last order Buy / Sell	Date
2,100,000	1,000.00	3.55	Actual/Actual	20/03/2026	7	---	20/03	3.55	1	GGB-FXD-200326-07Y-3.550-1.000	---	---	---	---	---	---	---	---	---
40,000	1,000.00	0.22	FLR Actual/360	16/09/2022	1	---	16/03 - 16/09	---	1	GGB-FLT-160922-01Y-0.108-1.000	---	---	---	---	---	---	---	---	---
5,500,000	1,000.00	1.50	Actual/Actual	18/06/2030	10	---	18/06	1.50	1	GGB-FXD-180630-10Y-1.500-1.000	---	---	---	---	---	---	---	---	---
5,364,250	1,000.00	3.25	Actual/Actual	20/03/2050	30	---	20/03	3.25	1	GGB-FXD-200350-30Y-3.250-1.000	---	---	---	---	---	---	---	---	---
3,924,361	1,000.00	2.00	Actual/Actual	22/04/2027	7	---	22/04	2.00	1	GGB-FXD-220427-07Y-2.000-1.000	---	---	---	---	---	---	99.9000	B	22/04/2020
2,500,000	1,000.00	1.88	Actual/Actual	23/07/2026	7	---	23/07	1.88	1	GGB-FXD-230726-07Y-1.875-1.000	---	---	---	---	---	---	---	---	---
3,500,000	1,000.00	1.88	Actual/Actual	24/01/2052	30	---	24/01	1.88	1	GGB-FXD-240152-30Y-1.875-1.000	---	---	---	---	---	---	---	---	---
3,000,000	1,000.00	1.75	Actual/Actual	18/06/2032	10	---	18/06	1.75	1	GGB-FXD-180632-10Y-1.750-1.000	---	---	---	---	---	---	---	---	---

## Government Bonds Notes

Transactions Volume = (Pieces) \* (Nominal Price). Transactions Value = (Pieces) \* (Nominal Price) \* (price %) + (Accrued interest).

The Value of current coupon for the issues with NV 0.01 euro refers to NV 100 euros

FLR: Floating Interest Rate.

[1] - The Expiration Date of the interest bearing period and the Date for coupon payment.

Treasury Bills & Zero Coupon Government Bonds

Issue Date	13-Week Maturity									26-Week Maturity									52-Week Maturity								
	Exp. Date	Initial Rate	Num Listed Bonds	Nominal price	Issue price	Last Trade Price	Last Trade Date	Volume Traded	Note	Exp. Date	Initial Rate	Num Listed Bonds	Nominal price	Issue price	Last Trade Price	Last Trade Date	Volume Traded	Note	Exp. Date	Initial Rate	Num Listed Bonds	Nominal price	Issue price	Last Trade Price	Last Trade Date	Volume Traded	Note
10/09/2021	---	---	---	---	---	---	---	---	---	---	---	---	---	---	---	---	---	---	09/09/2022	-0.31	1,000,000	1,000.00	1,003.14	---	---	---	---
10/12/2021	---	---	---	---	---	---	---	---	---	---	---	---	---	---	---	---	---	---	09/12/2022	-0.40	600,000	1,000.00	1,004.06	---	---	---	---
11/03/2022	---	---	---	---	---	---	---	---	---	---	---	---	---	---	---	---	---	---	10/03/2023	-0.23	1,000,000	1,000.00	1,002.30	---	---	---	---
10/06/2022	---	---	---	---	---	---	---	---	---	---	---	---	---	---	---	---	---	---	09/06/2023	0.83	1,600,000	1,000.00	991.68	---	---	---	---

Bonds in Circulation	Currency / Min nominal traded Value	Coupons Payment Date	Current Coupon Value	Note	Coupon	Trading Unit	Issue Date	Duration (years)	Today's Interest	A.I.C in days	Bonds	Last price of previous days		Last Outcry in Cash (euro)			Trades in Pieces	Life min	Life Max
												Price	Buy / Sell	Date	Price	Buy / Sell			
<b>Corporate Bonds in Foreign Currency and Euro</b>																			
103,746	GBP / 10	01/12	0.25	---	63	1	01/12/1930	98	2.5	360	National Mortgage Bank	2.27	05/02/1996	2.27	S	05/02/1996	---	2.27	2.27
0	GBP / 10	01/12	0.25	---	65	1	01/12/1928	100	2.5	360	National Mortgage Bank	---	---	---	---	---	---	---	---

## Government Bonds Notes

A.I.C: Accrued Interest Calculation base.

FLR: Floating Interest Rate.

The minimum tradeable Nominal Value for all Demeterialised Government Titles is 100 Euros.

(μφρ-0)

Athex & ATHEXClear Members List

Member Name	Stock Market			Derivatives Market		ATHEXClear Member				
	Address	Phone	Fax	Market Member	Remote Member	Market Maker	Proprietary	Market Maker	General Clearing	Direct Clearing
A. SARRIS SECURITIES S.A.				a						
6, ΔΡΑΓΑΤΣΑΝΙΟΥ 6 ΑΘΗΝΑ	2103367700									
AEONIC SECURITIES C.I.F. P.L.C.				a	a					
, ΛΑΪΟΥ 6, ΓΡ. 301B, ANNA COURT	35725337600									
ALPHA BANK S.A.									a	
, ΣΤΑΔΙΟΥ 40 ΑΘΗΝΑ	2103260000									
ALPHA FINANCE INVESTMENT SERVICES SINGLE MEMBER SA				a		a	a	a		a
5, ΜΕΡΛΙΝ 5 ΑΘΗΝΑ	2103677400									
ARGUS STOCKBROKERS LTD				a	a		a			
25, 25 ΛΕΩΦΟΡΟΣ ΔΗΜΟΣΘΕΝΗ ΣΕΒΕΡΗ	0035722717000									
ATLANTIC SECURITIES LTD				a	a					
37, ΠΡΟΔΡΟΜΟΥ 37	0035722445400									
AXON SECURITIES S.A.				a			a			
48, ΣΤΑΔΙΟΥ 48 ΑΘΗΝΑ	2103363800									
BETA SECURITIES S.A.				a		a	a			a
29, Α.ΑΛΕΞΑΝΔΡΑΣ 29 ΑΘΗΝΑ	2106478930									
BNP PARIBAS SECURITIES SERVICES									a	
2, ΛΑΜΨΑΚΟΥ 2 ΑΘΗΝΑ	2107468500									
BOFA SECURITIES EUROPE SA				a	a					
, 112 AVENUE KL'BER 75116	+33 153655555									
CAPITAL SECURITIES S.A.				a			a			
58, ΜΗΤΡΟΠΟΛΕΩΣ 58 ΑΘΗΝΑ	2103369700									
CFS SECURITIES INVESTMENT SERVICES S.A.				a						
3, ΠΑΠΑΡΡΗΓΟΠΟΥΛΟΥ 3 ΑΘΗΝΑ	2103360800									
CITIGROUP GLOBAL MARKETS EUROPE AG				a	a					
16, REUTERWEG 16	+49 691366-0									
CITIGROUP GLOBAL MARKETS LIMITED				a						
1, 33 CANADA SQUARE - CANARY WHARF	+44 02079864000									
CREDIT SUISSE BANK (EUROPE), S.A.				a	a					
, CALLE AYALA 42, 3A PLANTA-B MADRID	+34917916000									
CREDIT SUISSE SECURITIES (EUROPE) LIMITED				a						
1, ONE CABOT SQUARE LONDON	+44 2078888888									
CYCLOS SECURITIES S.A.				a			a			
39, ΠΑΝΕΠΙΣΤΗΜΙΟΥ 39 ΑΘΗΝΑ	2103364300									
DEUTSCHE BANK S.A.					a					
1, GREAT WINCHESTER STREET LONDON	+44 20 754 54209	00441133361437								
EUROBANK EQUITIES INVESTMENT FIRM SINGLE MEMBER SA				a		a	a	a		a
, ΦΙΛΕΛΗΝΩΝ 10 & ΞΕΝΟΦΩΝΤΟΣ 13 ΑΘΗΝΑ	2103720425									
EUROBANK S.A.									a	
, ΟΘΩΝΟΣ 8 ΑΘΗΝΑ	2103337000									
EUROCORP INVESTMENT SERVICES S.A.				a			a			a
14, ΠΛ.ΦΙΛΙΚΗΣ ΕΤΑΙΡΕΙΑΣ 14 ΑΘΗΝΑ	2107263600									
EUROTRUST INVESTMENT FIRM SA				a						
113, ΣΕΒΑΣΤΟΥΠΟΛΕΩΣ 113 ΑΘΗΝΑ	2103363100									
EUROXX SECURITIES S.A.				a		a	a	a		a
7, ΠΑΛΑΙΟΛΟΓΟΥ ΧΑΛΑΝΔΡΙ	(210)-6879400	(210)-6879401								
7, ΠΑΛΕΟΛΟΓΟΥ ΧΑΛΑΝΔΡΙ	+30 2106879400	210-6879401								
G. A. PERVANAS SECURITIES- INVESTMENT SERVICES S.A.				a						
7-9, ΣΟΦΟΚΛΕΟΥΣ 7-9 ΑΘΗΝΑ	2103727200									
GLOBAL CAPITAL SECURITIES & FINANCIAL SERVICES LTD				a	a					
50, ΛΑΡΧΙΕΠΙΣΚΟΠΟΥ ΜΑΚΑΡΙΟΥ Γ50	0035722710710									
HELLENIC AMERICAN SECURITIES S.A.				a		a	a			a
27, ΑΝΔΡΕΑ ΠΑΠΑΝΔΡΕΟΥ 27 ΜΑΡΟΥΣΙ	2103311100									
HELLENIC BANK (INVESTMENTS) LTD					a					
, ΑVE.ΚΥΡΙΑΚΟΥ ΜΑΤΣΙ 31 - ΡΟ BOX 24747 NICOSIA	+357 22500100	357 22500110								
HSBC CONTINENTAL EUROPE									a	
109-111, Α.ΜΕΣΟΓΕΙΩΝ 109-111	2106960000									
INDEX SECURITIES S.A.				a						
6, ΔΡΑΓΑΤΣΑΝΙΟΥ 6 ΑΘΗΝΑ	2103213920									
J. CHR. MAVRIKIS SECURITIES S.A.				a						
5, ΣΟΦΟΚΛΕΟΥΣ 5 ΑΘΗΝΑ	2103216730									
ΚΑΡΡΑ SECURITIES S.A.				a			a			
15, ΒΑΛΑΩΡΙΤΟΥ 15 ΑΘΗΝΑ	2103678600									



## Athex &amp; ATHEXClear Members List

Member Name				Stock Market			Derivatives Market		ATHEXClear Member	
	Address	Phone	Fax	Market Member	Remote Member	Market Maker	Proprietary	Market Maker	General Clearing	Direct Clearing
KARAMANOF SECURITIES & INVESTMENT SERVICES S.A.				a						
2, ΠΛ.ΑΓ.ΘΕΟΔΩΡΩΝ 2 ATHINA	2103212947									
LAIKI FINANCIAL SERVICES LTD					a					
26, AVE. VYRONOS NICOSIA	357 22367367	357 22718567								
LEON DEPOLAS SECURITIES S.A.				a		a	a			
1, ΧΡΗΣΤΟΥ ΛΑΔΑ 1 ATHINA	2103213276 -28									
MEGA EQUITY SECURITIES & FINANCIAL SERVICES PUBLIC LTD				a	a		a			
42-44, ΛΕΩΦ.ΓΡΙΒΑ ΔΙΓΓΕΝΗ 42-44	0035722711711									
MERIT SECURITIES S.A				a		a	a			a
5, ΣΟΦΟΚΛΕΟΥΣ 5 ATHINA	2103671880									
MERRILL LYNCH INTERNATIONAL				a						
2, 2 KING EDWARD STREET LONDON	+44 20276281000									
N. CHRYSOCHOIDIS SECURITIES S.A.				a			a			a
7-9, ΣΟΦΟΚΛΕΟΥΣ 7-9 ATHINA	2103213913									
NATIONAL BANK OF GREECE S.A.				a			a		a	
86, ΑΙΟΛΟΥ STR. ATHINA	(210)-3341000	(210)-3228187								
68, ΑΚΑΔΙΜΙΑΣ STR. ATHINA	(210)-3328817	(210)-3328678								
NATIONAL SECURITIES SINGLE MEMBER SA				a		a	a	a		
66, ΛΕΩΦΟΡΟΣ ΑΘΗΝΩΝ 128-132 & ΙΦΙΓΕΝΙΑΣ ATHINA	2103328784									
NUNTIUS BROKERAGE AND INVESTMENT SERVICES S.A				a						
6, ΔΡΑΓΑΤΣΑΝΙΟΥ 6 ATHINA	2103350599									
ONE PLUS CAPITAL LIMITED				a	a					
, 75 PRODROMOU AVENUE NICOSIA 1307	35722873760									
OPTIMA BANK S.A.				a		a	a	a	a	
32, ΑΙΓΙΑΛΕΙΑΣ 32 & ΠΑΡΑΔΕΙΣΟΥ MAROUSI	2108173663									
PANTELAKIS SECURITIES S.A.				a		a	a	a		
57, ΕΘΝΙΚΗΣ ΑΝΤΙΣΤΑΣΕΩΣ 57, ΚΤΙΠΙΟ Β CHALANDRI	2106965000									
PEGASUS SECURITIES S.A				a			a			
17, ΒΑΛΑΩΡΙΤΟΥ 17 & ΑΜΕΡΙΚΗΣ ATHINA	2103670700									
PIRAEUS BANK S.A.				a			a		a	
, ΑΜΕΡΙΚΗΣ 4 ATHINA	2103335000									
PIRAEUS SECURITIES S. A.				a		a	a	a		a
10, ΣΤΑΔΙΟΥ 10 ATHINA	2103354100									
PROCHOICE SECURITIES LTD				a	a					
57, ΛΕΩΦ.ΣΠΥΡΟΥ ΚΥΠΡΙΑΝΟΥ 57, ΑΚΙΝΗΤΑ Φ	035724661192									
SHARELINK SECURITIES & FINANCIAL SERVICES LTD				a			a			
6, HOUSE-ΘΕΟΤΟΚΗ 6 ΜΕΓΑΡΟ ΕΛΛΗΝΑ	+357 22554200									
SOCIETE GENERALE S.A.				a	a		a			
, 17 COURS VALMY, CEDEX	+157290504									
SOLIDUS SECURITIES S.A				a			a			a
64, ΛΟΥΙΖΗΣ ΠΙΑΝΚΟΥΡ 64 ATHINA	2106900600									
ST. EM. LAVRENTAKIS SECURITIES S.A.				a			a			
7-9, ΣΟΦΟΚΛΕΟΥΣ 7-9 ATHINA	2103213336									
THE CYPRUS INVESTMENT & SECURITIES CORPORATION LTD				a	a					
154, ΑΓΙΟΥ ΠΡΟΚΟΠΙΟΥ & ΠΟΣΕΙΔΩΝΟΣ 1	0035722121700									
UBS EUROPE SE				a	a					
, OPERNTURM, BOCKENHEIMER LANDSTRASSE 2-4	496921790									
UBS LIMITED					a					
1, FINSBURY AVENUE LONDON	+44 2075687135									

## List of Stocks under Market Making operations

Securities	Stock Category
Market Maker	Start Market Making
<b>KARAMOLEGOS SA (CR)</b>	Suspension Status
EUROXX SECURITIES S.A.	04/10/2019
<b>MLS MULTIMEDIA SA (CR)</b>	Suspension Status
PIRAEUS SECURITIES S. A.	01/08/2019
<b>ALPHA ETF FTSE Athex Large Cap</b>	Exchange Traded Funds (ETFs)
ALPHA FINANCE INVESTMENT SERVICES SINGLE MEMBER SA	02/01/1900
NATIONAL SECURITIES SINGLE MEMBER SA	02/01/1900
<b>ADMIE (IPTO) HOLDING S.A. (CR)</b>	Main Market
EUROBANK EQUITIES INVESTMENT FIRM SINGLE MEMBER SA	24/05/2021
HELLENIC AMERICAN SECURITIES S.A.	09/03/2020
PIRAEUS SECURITIES S. A.	29/06/2017
<b>AEGEAN AIRLINES (CR)</b>	Main Market
EUROBANK EQUITIES INVESTMENT FIRM SINGLE MEMBER SA	22/09/2020
<b>ALPHA SERVICES HOLD (CR)</b>	Main Market
ALPHA FINANCE INVESTMENT SERVICES SINGLE MEMBER SA	29/02/2016
EUROBANK EQUITIES INVESTMENT FIRM SINGLE MEMBER SA	22/10/2006
HELLENIC AMERICAN SECURITIES S.A.	25/07/2014
LEON DEPOLAS SECURITIES S.A.	04/01/2016
MERIT SECURITIES S.A	03/09/2012
NATIONAL SECURITIES SINGLE MEMBER SA	02/01/1900
PIRAEUS SECURITIES S. A.	28/05/2009
<b>ANDROMEDA SA (CR)</b>	Main Market
BETA SECURITIES S.A.	15/02/2021
<b>AS COMPANY SA (CR)</b>	Main Market
EUROBANK EQUITIES INVESTMENT FIRM SINGLE MEMBER SA	01/04/2019
<b>ATTICA BANK S.A. (CR)</b>	Main Market
EUROXX SECURITIES S.A.	22/01/2016
<b>AUTOHELLAS SA (CR)</b>	Main Market
ALPHA FINANCE INVESTMENT SERVICES SINGLE MEMBER SA	01/07/2019
EUROXX SECURITIES S.A.	02/07/2018
<b>AVAX S.A. (CR)</b>	Main Market
EUROBANK EQUITIES INVESTMENT FIRM SINGLE MEMBER SA	14/12/2015
PIRAEUS SECURITIES S. A.	01/02/2021
<b>AVE (CR)</b>	Main Market
EUROXX SECURITIES S.A.	05/06/2020
<b>BRIQ PROPERTIES (CR)</b>	Main Market
EUROBANK EQUITIES INVESTMENT FIRM SINGLE MEMBER SA	09/09/2019
LEON DEPOLAS SECURITIES S.A.	22/02/2021
<b>BYTE COMPUTER SA (CR)</b>	Main Market
MERIT SECURITIES S.A	04/08/2008
<b>CC HBC AG (CR)</b>	Main Market
BETA SECURITIES S.A.	08/03/2021
NATIONAL SECURITIES SINGLE MEMBER SA	02/01/1900
PIRAEUS SECURITIES S. A.	04/05/2015
<b>CENERGY HOLDINGS (CB)</b>	Main Market
ALPHA FINANCE INVESTMENT SERVICES SINGLE MEMBER SA	02/01/2016
EUROBANK EQUITIES INVESTMENT FIRM SINGLE MEMBER SA	02/01/2016
OPTIMA BANK S.A.	14/03/2022
<b>CNL CAPITAL (CR)</b>	Main Market
MERIT SECURITIES S.A	01/10/2018
<b>EKTER SA (CR)</b>	Main Market
EUROBANK EQUITIES INVESTMENT FIRM SINGLE MEMBER SA	16/10/2017
LEON DEPOLAS SECURITIES S.A.	21/05/2018
<b>ELASTRON (CR)</b>	Main Market
LEON DEPOLAS SECURITIES S.A.	20/02/2017
<b>ELLAKTOR (CR)</b>	Main Market
ALPHA FINANCE INVESTMENT SERVICES SINGLE MEMBER SA	18/03/2019
EUROBANK EQUITIES INVESTMENT FIRM SINGLE MEMBER SA	01/06/2012
EUROXX SECURITIES S.A.	24/09/2018
NATIONAL SECURITIES SINGLE MEMBER SA	02/01/1900
PIRAEUS SECURITIES S. A.	22/10/2018
<b>ELTON SA (CR)</b>	Main Market
BETA SECURITIES S.A.	03/09/2012
LEON DEPOLAS SECURITIES S.A.	01/04/2019
<b>ELVALHALCOR (CR)</b>	Main Market
ALPHA FINANCE INVESTMENT SERVICES SINGLE MEMBER SA	07/05/2018
EUROBANK EQUITIES INVESTMENT FIRM SINGLE MEMBER SA	07/05/2018
<b>ENTERSOFT (CR)</b>	Main Market
EUROBANK EQUITIES INVESTMENT FIRM SINGLE MEMBER SA	22/06/2020

## List of Stocks under Market Making operations

Securities	Stock Category
Market Maker	Start Market Making
<b>EUROBANK HOLDINGS (CR)</b>	Main Market
ALPHA FINANCE INVESTMENT SERVICES SINGLE MEMBER SA	09/01/2006
EUROBANK EQUITIES INVESTMENT FIRM SINGLE MEMBER SA	01/06/2012
HELLENIC AMERICAN SECURITIES S.A.	25/07/2014
LEON DEPOLAS SECURITIES S.A.	30/11/2018
MERIT SECURITIES S.A	06/11/2017
NATIONAL SECURITIES SINGLE MEMBER SA	02/01/1900
PIRAEUS SECURITIES S. A.	28/09/2009
<b>EYDAP S.A. (CR)</b>	Main Market
ALPHA FINANCE INVESTMENT SERVICES SINGLE MEMBER SA	27/01/2020
EUROBANK EQUITIES INVESTMENT FIRM SINGLE MEMBER SA	10/06/2019
<b>FOURLIS (CR)</b>	Main Market
EUROBANK EQUITIES INVESTMENT FIRM SINGLE MEMBER SA	01/12/2016
PIRAEUS SECURITIES S. A.	06/03/2017
<b>GEK TERNA (CR)</b>	Main Market
BETA SECURITIES S.A.	08/03/2021
EUROBANK EQUITIES INVESTMENT FIRM SINGLE MEMBER SA	24/05/2021
PIRAEUS SECURITIES S. A.	29/08/2019
<b>GR. SARANTIS S.A. (CR)</b>	Main Market
BETA SECURITIES S.A.	14/05/2012
EUROBANK EQUITIES INVESTMENT FIRM SINGLE MEMBER SA	24/10/2016
<b>HELLENIC EXCHANGES-A.S.E. (CR)</b>	Main Market
HELLENIC AMERICAN SECURITIES S.A.	01/09/2014
NATIONAL SECURITIES SINGLE MEMBER SA	02/01/1900
PIRAEUS SECURITIES S. A.	04/05/2015
<b>HELLENIC PETROLEUM (CR)</b>	Main Market
HELLENIC AMERICAN SECURITIES S.A.	14/09/2015
PIRAEUS SECURITIES S. A.	20/03/2017
<b>IDEAL HOLDINGS (CR)</b>	Main Market
EUROBANK EQUITIES INVESTMENT FIRM SINGLE MEMBER SA	07/06/2021
PIRAEUS SECURITIES S. A.	07/06/2021
<b>IKTINOS HELLAS SA (CR)</b>	Main Market
ALPHA FINANCE INVESTMENT SERVICES SINGLE MEMBER SA	01/04/2019
EUROBANK EQUITIES INVESTMENT FIRM SINGLE MEMBER SA	25/02/2019
NATIONAL SECURITIES SINGLE MEMBER SA	02/01/1900
<b>INFORM P. LYKOS (CR)</b>	Main Market
BETA SECURITIES S.A.	31/01/2022
<b>INTERCONTINENTAL (CR)</b>	Main Market
LEON DEPOLAS SECURITIES S.A.	03/06/2019
<b>INTERWOOD-XYLEMPORIA (CR)</b>	Main Market
EUROBANK EQUITIES INVESTMENT FIRM SINGLE MEMBER SA	05/07/2021
PANTELAKIS SECURITIES S.A.	01/07/2021
<b>INTRAKAT (CR)</b>	Main Market
BETA SECURITIES S.A.	04/10/2021
<b>JUMBO SA (CR)</b>	Main Market
BETA SECURITIES S.A.	01/02/2021
EUROBANK EQUITIES INVESTMENT FIRM SINGLE MEMBER SA	25/05/2020
MERIT SECURITIES S.A	06/11/2017
PIRAEUS SECURITIES S. A.	06/03/2017
<b>KLOUKINAS - LAPPAS SA (CR)</b>	Main Market
BETA SECURITIES S.A.	22/09/2014
<b>KRI-KRI S.A. (CR)</b>	Main Market
EUROBANK EQUITIES INVESTMENT FIRM SINGLE MEMBER SA	07/05/2018
LEON DEPOLAS SECURITIES S.A.	16/01/2017
<b>LAMDA DEVELOPMENT SA (CR)</b>	Main Market
EUROBANK EQUITIES INVESTMENT FIRM SINGLE MEMBER SA	08/12/2014
PANTELAKIS SECURITIES S.A.	06/11/2017
PIRAEUS SECURITIES S. A.	29/06/2017
<b>LAMPSPA HOTEL SA (CR)</b>	Main Market
LEON DEPOLAS SECURITIES S.A.	16/01/2017
<b>MARFIN INVESTMENT GROUP (CR)</b>	Main Market
EUROBANK EQUITIES INVESTMENT FIRM SINGLE MEMBER SA	23/03/2015
PIRAEUS SECURITIES S. A.	02/02/2009

## List of Stocks under Market Making operations

Securities	Stock Category
Market Maker	Start Market Making
<b>MOTOR OIL (CR)</b>	<b>Main Market</b>
BETA SECURITIES S.A.	08/03/2021
EUROBANK EQUITIES INVESTMENT FIRM SINGLE MEMBER SA	22/10/2006
LEON DEPOLAS SECURITIES S.A.	01/04/2019
MERIT SECURITIES S.A.	25/02/2019
NATIONAL SECURITIES SINGLE MEMBER SA	02/01/1900
PIRAEUS SECURITIES S. A.	04/05/2015
<b>MYTILINEOS (CR)</b>	<b>Main Market</b>
ALPHA FINANCE INVESTMENT SERVICES SINGLE MEMBER SA	15/04/2019
BETA SECURITIES S.A.	11/04/2022
EUROBANK EQUITIES INVESTMENT FIRM SINGLE MEMBER SA	20/09/2017
MERIT SECURITIES S.A.	25/02/2019
NATIONAL SECURITIES SINGLE MEMBER SA	02/01/1900
PIRAEUS SECURITIES S. A.	04/05/2015
<b>NATIONAL BANK (CR)</b>	<b>Main Market</b>
ALPHA FINANCE INVESTMENT SERVICES SINGLE MEMBER SA	09/01/2006
EUROBANK EQUITIES INVESTMENT FIRM SINGLE MEMBER SA	22/10/2006
HELLENIC AMERICAN SECURITIES S.A.	25/07/2014
LEON DEPOLAS SECURITIES S.A.	20/05/2015
MERIT SECURITIES S.A.	03/09/2012
NATIONAL SECURITIES SINGLE MEMBER SA	02/01/1900
PIRAEUS SECURITIES S. A.	08/09/2008
<b>OPAP (CR)</b>	<b>Main Market</b>
ALPHA FINANCE INVESTMENT SERVICES SINGLE MEMBER SA	09/01/2006
BETA SECURITIES S.A.	11/04/2022
EUROBANK EQUITIES INVESTMENT FIRM SINGLE MEMBER SA	22/10/2006
HELLENIC AMERICAN SECURITIES S.A.	25/07/2014
MERIT SECURITIES S.A.	20/03/2017
NATIONAL SECURITIES SINGLE MEMBER SA	02/01/1900
PIRAEUS SECURITIES S. A.	04/05/2015
<b>OTE (CR)</b>	<b>Main Market</b>
ALPHA FINANCE INVESTMENT SERVICES SINGLE MEMBER SA	09/01/2006
BETA SECURITIES S.A.	11/04/2022
EUROBANK EQUITIES INVESTMENT FIRM SINGLE MEMBER SA	22/10/2006
HELLENIC AMERICAN SECURITIES S.A.	25/07/2014
LEON DEPOLAS SECURITIES S.A.	20/04/2015
MERIT SECURITIES S.A.	20/03/2017
NATIONAL SECURITIES SINGLE MEMBER SA	02/01/1900
PIRAEUS SECURITIES S. A.	08/09/2008
<b>P.P.A. S.A. (CR)</b>	<b>Main Market</b>
EUROBANK EQUITIES INVESTMENT FIRM SINGLE MEMBER SA	06/02/2019
<b>PAPOUTSANIS (CR)</b>	<b>Main Market</b>
BETA SECURITIES S.A.	25/11/2013
EUROBANK EQUITIES INVESTMENT FIRM SINGLE MEMBER SA	06/12/2021
<b>PETROPOULOS PETROS (CR)</b>	<b>Main Market</b>
EUROBANK EQUITIES INVESTMENT FIRM SINGLE MEMBER SA	01/04/2019
PANTELAKIS SECURITIES S.A.	16/03/2020
<b>PIRAEUS FINANCIAL HOLD (CR)</b>	<b>Main Market</b>
ALPHA FINANCE INVESTMENT SERVICES SINGLE MEMBER SA	15/04/2019
EUROBANK EQUITIES INVESTMENT FIRM SINGLE MEMBER SA	22/10/2006
EUROXX SECURITIES S.A.	15/02/2016
HELLENIC AMERICAN SECURITIES S.A.	25/07/2014
LEON DEPOLAS SECURITIES S.A.	30/11/2018
MERIT SECURITIES S.A.	16/09/2013
NATIONAL SECURITIES SINGLE MEMBER SA	02/01/1900
PIRAEUS SECURITIES S. A.	16/02/2009
<b>PLAISIO COMPUTERS SA (CR)</b>	<b>Main Market</b>
EUROBANK EQUITIES INVESTMENT FIRM SINGLE MEMBER SA	02/03/2015
<b>PPC (CR)</b>	<b>Main Market</b>
ALPHA FINANCE INVESTMENT SERVICES SINGLE MEMBER SA	09/01/2006
BETA SECURITIES S.A.	01/02/2021
EUROBANK EQUITIES INVESTMENT FIRM SINGLE MEMBER SA	22/10/2006
HELLENIC AMERICAN SECURITIES S.A.	01/09/2014
MERIT SECURITIES S.A.	06/11/2017
NATIONAL SECURITIES SINGLE MEMBER SA	02/01/1900
PIRAEUS SECURITIES S. A.	28/09/2009
<b>PREMIA (CR)</b>	<b>Main Market</b>
BETA SECURITIES S.A.	01/06/2021
PANTELAKIS SECURITIES S.A.	23/12/2021

List of Stocks under Market Making operations

Securities	Market Maker	Start Market Making	Stock Category
<b>PROFILE SA (CR)</b>			Main Market
	PANTELAKIS SECURITIES S.A.	01/07/2019	
<b>QUEST HOLDINGS (CR)</b>			Main Market
	BETA SECURITIES S.A.	26/03/2018	
	EUROBANK EQUITIES INVESTMENT FIRM SINGLE MEMBER SA	28/01/2019	
<b>SIDMA STEEL (CR)</b>			Main Market
	LEON DEPOLAS SECURITIES S.A.	06/06/2022	
<b>TECHNICAL OLYMPIC SA (CR)</b>			Main Market
	BETA SECURITIES S.A.	04/04/2022	
<b>TERNA ENERGY (CR)</b>			Main Market
	EUROBANK EQUITIES INVESTMENT FIRM SINGLE MEMBER SA	24/05/2021	
	PIRAEUS SECURITIES S. A.	09/12/2019	
<b>THRACE PLASTICS SA (CR)</b>			Main Market
	ALPHA FINANCE INVESTMENT SERVICES SINGLE MEMBER SA	26/03/2018	
	EUROBANK EQUITIES INVESTMENT FIRM SINGLE MEMBER SA	26/03/2018	
<b>TITAN CEMENT (CB)</b>			Main Market
	BETA SECURITIES S.A.	01/02/2021	
	EUROBANK EQUITIES INVESTMENT FIRM SINGLE MEMBER SA	06/11/2019	
	PIRAEUS SECURITIES S. A.	18/01/2021	
<b>TZIRAKIAN PROFIL (CR)</b>			Main Market
	LEON DEPOLAS SECURITIES S.A.	19/07/2021	
<b>UNIBIOS (CR)</b>			Main Market
	LEON DEPOLAS SECURITIES S.A.	01/02/2021	
<b>VIOHALCO SA/NV (CB)</b>			Main Market
	ALPHA FINANCE INVESTMENT SERVICES SINGLE MEMBER SA	11/03/2008	
	EUROBANK EQUITIES INVESTMENT FIRM SINGLE MEMBER SA	04/03/2014	
	MERIT SECURITIES S.A	17/03/2014	

Underlying Asset				Derivatives Market													
Price max	Price min	Closing price	change	Delivery Month	Open price	Price max	Price min	Last price	Closing price	Last Bid	Last Ask	Fixing price*	Life high	Life low	Trades	Volume	Open Interest
<b>FTSE/Athex Large Cap</b>				(Trade Unit: 1 Index Point x 2€, Cash Settlement)													
1,944.94	1,917.36	1,928.16	-0.07%	July 2022	1,933.00	1,935.00	1,903.00	1,910.00	1,910.00	---	---	---	2,170.00	---	74	228	3,501
				August 2022	1,920.50	1,926.50	1,912.00	1,912.00	1,912.00	---	---	---	2,014.00	---	3	3	157
				September 2022	---	---	---	---	1,937.75	---	---	---	---	---	---	---	---
				December 2022	---	---	---	---	1,947.50	---	---	---	---	---	---	---	---
				March 2023	---	---	---	---	1,957.25	---	---	---	---	---	---	---	---
				June 2023	---	---	---	---	1,967.00	---	---	---	---	---	---	---	---
<b>FTSE/Athex Banks</b>				(Trade Unit: 1 Index Point x 15€, Cash Settlement)													
497.75	474.53	486.99	-1.72%	September 2022	498.75	498.75	495.00	495.00	495.00	---	---	---	534.00	---	4	27	---
				December 2022	---	---	---	---	500.00	---	---	---	---	---	---	---	---
				March 2023	---	---	---	---	502.75	---	---	---	---	---	---	---	---
				June 2023	---	---	---	---	505.25	---	---	---	---	---	---	---	---

Derivatives notes

Fixing prices and final open positions can be retrieved from the following path <http://www.helex.gr/el/web/guest/statistics-end-of-day-derivatives>

Underlying Asset				Derivatives Market													
Price max	Price min	Closing price	change	Delivery Month	Open price	Price max	Price min	Last price	Closing price	Last Bid	Last Ask	Fixing price*	Life high	Life low	Trades	Volume	Open Interest
1.89	1.84	1.842	-0.54%	(Contract Size: 100 Securities, Physical Delivery)													
				September 2022	1.81	1.81	1.81	1.81	1.81	---	---	---	2.25	---	2	6	4,731
				December 2022	---	---	---	---	1.87	---	---	---	---	---	---	---	---
				March 2023	---	---	---	---	1.88	---	---	---	---	---	---	---	---
				June 2023	---	---	---	---	1.89	---	---	---	---	---	---	---	---
0.8396	0.7802	0.8066	-3.31%	(Contract Size: 100 Securities, Physical Delivery)													
				September 2022	0.840	0.840	0.787	0.806	0.806	---	---	---	1.27	---	283	5,922	93,867
				December 2022	---	---	---	---	0.842	---	---	---	---	---	---	---	---
				March 2023	---	---	---	---	0.846	---	---	---	---	---	---	---	---
				June 2023	---	---	---	---	0.850	---	---	---	---	---	---	---	---
21.72	21.43	21.56	-0.05%	(Contract Size: 100 Securities, Physical Delivery)													
				September 2022	---	---	---	---	20.98	---	---	---	21.00	---	---	---	1,281
				December 2022	---	---	---	---	21.77	---	---	---	---	---	---	---	---
				March 2023	---	---	---	---	21.88	---	---	---	---	---	---	---	---
				June 2023	---	---	---	---	21.99	---	---	---	---	---	---	---	---
2.575	2.475	2.5	-1.58%	(Contract Size: 100 Securities, Physical Delivery)													
				September 2022	2.54	2.54	2.48	2.48	2.48	---	---	---	3.50	---	29	85	7,254
				December 2022	---	---	---	---	2.56	---	---	---	---	---	---	---	---
				March 2023	---	---	---	---	2.58	---	---	---	---	---	---	---	---
				June 2023	---	---	---	---	2.59	---	---	---	---	---	---	---	---
1.726	1.718	1.72	0.00%	(Contract Size: 100 Securities, Physical Delivery)													
				September 2022	1.68	1.68	1.64	1.64	1.64	---	---	---	1.73	---	7	33	734
				December 2022	---	---	---	---	1.74	---	---	---	---	---	---	---	---
				March 2023	---	---	---	---	1.74	---	---	---	---	---	---	---	---
				June 2023	---	---	---	---	1.75	---	---	---	---	---	---	---	---
0.836	0.7928	0.8152	-1.31%	(Contract Size: 100 Securities, Physical Delivery)													
				September 2022	0.825	0.829	0.798	0.812	0.812	---	---	---	1.06	---	84	1,625	21,134
				December 2022	---	---	---	---	0.834	---	---	---	---	---	---	---	---
				March 2023	---	---	---	---	0.838	---	---	---	---	---	---	---	---
				June 2023	---	---	---	---	0.842	---	---	---	---	---	---	---	---
7.24	6.98	7.24	1.97%	(Contract Size: 100 Securities, Physical Delivery)													
				September 2022	6.80	6.80	6.80	6.80	6.80	---	---	---	7.69	---	1	3	140
				December 2022	---	---	---	---	7.17	---	---	---	---	---	---	---	---
				March 2023	---	---	---	---	7.20	---	---	---	---	---	---	---	---
				June 2023	---	---	---	---	7.24	---	---	---	---	---	---	---	---

Derivatives notes

Fixing prices and final open positions can be retrieved from the following path <http://www.helex.gr/el/web/guest/statistics-end-of-day-derivatives>

Underlying Asset				Derivatives Market													
Price max	Price min	Closing price	change	Delivery Month	Open price	Price max	Price min	Last price	Closing price	Last Bid	Last Ask	Fixing price*	Life high	Life low	Trades	Volume	Open Interest
<b>FOURLIS (CR)</b>																	
(Contract Size: 100 Securities, Physical Delivery)																	
2.86	2.725	2.75	-3.51%	September 2022	2.79	2.79	2.72	2.75	2.75	---	---	---	3.90	---	22	69	1,777
---	---	---	---	December 2022	---	---	---	---	2.88	---	---	---	---	---	---	---	---
---	---	---	---	March 2023	---	---	---	---	2.89	---	---	---	---	---	---	---	---
---	---	---	---	June 2023	---	---	---	---	2.91	---	---	---	---	---	---	---	---
<b>GEK TERNA (CR)</b>																	
(Contract Size: 100 Securities, Physical Delivery)																	
9.49	9.3	9.35	-0.32%	September 2022	9.55	9.55	9.34	9.34	9.34	---	---	---	10.65	---	10	22	6,615
---	---	---	---	December 2022	---	---	---	---	9.47	---	---	---	---	---	---	---	---
---	---	---	---	March 2023	---	---	---	---	9.51	---	---	---	---	---	---	---	---
---	---	---	---	June 2023	---	---	---	---	9.56	---	---	---	---	---	---	---	---
<b>HELLENIC EXCHANGES-A.S.E. (CR)</b>																	
(Contract Size: 100 Securities, Physical Delivery)																	
3.155	3.1	3.14	-0.32%	September 2022	3.11	3.12	3.11	3.12	3.12	---	---	---	3.70	---	9	15	756
---	---	---	---	December 2022	---	---	---	---	3.18	---	---	---	---	---	---	---	---
---	---	---	---	March 2023	---	---	---	---	3.20	---	---	---	---	---	---	---	---
---	---	---	---	June 2023	---	---	---	---	3.21	---	---	---	---	---	---	---	---
<b>HELLENIC PETROLEUM (CR)</b>																	
(Contract Size: 100 Securities, Physical Delivery)																	
6.29	6.17	6.18	-0.32%	September 2022	6.22	6.22	6.20	6.20	6.20	---	---	---	7.20	---	13	94	1,211
---	---	---	---	December 2022	---	---	---	---	6.26	---	---	---	---	---	---	---	---
---	---	---	---	March 2023	---	---	---	---	6.29	---	---	---	---	---	---	---	---
---	---	---	---	June 2023	---	---	---	---	6.32	---	---	---	---	---	---	---	---
<b>INTRACOM HOLDINGS (CR)</b>																	
(Contract Size: 100 Securities, Physical Delivery)																	
1.62	1.548	1.62	5.88%	September 2022	1.57	1.63	1.57	1.63	1.63	---	---	---	1.64	---	62	203	4,017
---	---	---	---	December 2022	---	---	---	---	1.54	---	---	---	---	---	---	---	---
---	---	---	---	March 2023	---	---	---	---	1.55	---	---	---	---	---	---	---	---
---	---	---	---	June 2023	---	---	---	---	1.56	---	---	---	---	---	---	---	---
<b>JUMBO SA (CR)</b>																	
(Contract Size: 100 Securities, Physical Delivery)																	
13.98	13.7	13.94	2.13%	September 2022	13.79	13.88	13.73	13.85	13.85	---	---	---	15.43	---	10	12	559
---	---	---	---	December 2022	---	---	---	---	13.78	---	---	---	---	---	---	---	---
---	---	---	---	March 2023	---	---	---	---	13.85	---	---	---	---	---	---	---	---
---	---	---	---	June 2023	---	---	---	---	13.92	---	---	---	---	---	---	---	---
<b>LAMDA DEVELOPMENT SA (CR)</b>																	
(Contract Size: 100 Securities, Physical Delivery)																	
5.595	5.4	5.4	-1.91%	September 2022	5.60	5.60	5.40	5.41	5.41	---	---	---	6.13	---	56	166	4,318
---	---	---	---	December 2022	---	---	---	---	5.63	---	---	---	5.66	---	---	---	490
---	---	---	---	March 2023	---	---	---	---	5.58	---	---	---	---	---	---	---	---
---	---	---	---	June 2023	---	---	---	---	5.61	---	---	---	---	---	---	---	---

Derivatives notes

Fixing prices and final open positions can be retrieved from the following path <http://www.helex.gr/el/web/guest/statistics-end-of-day-derivatives>



Underlying Asset				Derivatives Market													
Price max	Price min	Closing price	change	Delivery Month	Open price	Price max	Price min	Last price	Closing price	Last Bid	Last Ask	Fixing price*	Life high	Life low	Trades	Volume	Open Interest
<b>MARFIN INVESTMENT GROUP (CR)</b>				(Contract Size: 100 Securities, Physical Delivery)													
0.0241	0.0231	0.0235	-1.67%	September 2022	---	---	---	---	0.024	---	---	---	0.027	---	---	---	28,345
				December 2022	---	---	---	---	0.024	---	---	---	---	---	---	---	---
				March 2023	---	---	---	---	0.024	---	---	---	---	---	---	---	---
				June 2023	---	---	---	---	0.024	---	---	---	---	---	---	---	---
<b>MOTOR OIL (CR)</b>				(Contract Size: 100 Securities, Physical Delivery)													
17.99	17.71	17.75	-0.28%	September 2022	17.33	17.33	17.03	17.03	17.03	---	---	---	17.88	---	7	48	375
				December 2022	---	---	---	---	17.97	---	---	---	---	---	---	---	---
				March 2023	---	---	---	---	18.06	---	---	---	---	---	---	---	---
				June 2023	---	---	---	---	18.15	---	---	---	---	---	---	---	---
<b>MYTILINEOS (CR)</b>				(Contract Size: 100 Securities, Physical Delivery)													
13.9	13.28	13.28	-3.56%	September 2022	13.84	13.88	13.30	13.30	13.30	---	---	---	18.00	---	209	602	4,134
				December 2022	---	---	---	---	13.90	---	---	---	---	---	---	---	---
				March 2023	---	---	---	---	13.97	---	---	---	---	---	---	---	---
				June 2023	---	---	---	---	14.04	---	---	---	---	---	---	---	---
<b>NATIONAL BANK (CR)</b>				(Contract Size: 100 Securities, Physical Delivery)													
2.879	2.775	2.855	-0.18%	September 2022	2.81	2.86	2.78	2.85	2.85	---	---	---	3.79	---	174	1,887	12,899
				December 2022	---	---	---	---	2.89	---	---	---	---	---	---	---	---
				March 2023	---	---	---	---	2.90	---	---	---	---	---	---	---	---
				June 2023	---	---	---	---	2.92	---	---	---	---	---	---	---	---
<b>OPAP (CR)</b>				(Contract Size: 100 Securities, Physical Delivery)													
14	13.7	13.94	1.75%	September 2022	13.40	13.40	13.30	13.39	13.39	---	---	---	14.04	---	9	17	758
				December 2022	---	---	---	---	13.83	---	---	---	---	---	---	---	---
				March 2023	---	---	---	---	13.90	---	---	---	---	---	---	---	---
				June 2023	---	---	---	---	13.97	---	---	---	---	---	---	---	---
<b>OTE (CR)</b>				(Contract Size: 100 Securities, Physical Delivery)													
16.37	15.74	16.2	2.92%	September 2022	15.94	16.32	15.94	16.21	16.21	---	---	---	17.91	---	27	72	1,092
				December 2022	---	---	---	---	15.89	---	---	---	---	---	---	---	---
				March 2023	---	---	---	---	15.97	---	---	---	---	---	---	---	---
				June 2023	---	---	---	---	16.05	---	---	---	---	---	---	---	---
<b>P.P.A. S.A. (CR)</b>				(Contract Size: 100 Securities, Physical Delivery)													
15.56	15.32	15.5	1.44%	September 2022	---	---	---	---	14.74	---	---	---	16.00	---	---	---	682
				December 2022	---	---	---	---	15.42	---	---	---	---	---	---	---	---
				March 2023	---	---	---	---	15.50	---	---	---	---	---	---	---	---
				June 2023	---	---	---	---	15.58	---	---	---	---	---	---	---	---

Derivatives notes

Fixing prices and final open positions can be retrieved from the following path <http://www.helex.gr/el/web/guest/statistics-end-of-day-derivatives>

Underlying Asset				Derivatives Market													
Price max	Price min	Closing price	change	Delivery Month	Open price	Price max	Price min	Last price	Closing price	Last Bid	Last Ask	Fixing price*	Life high	Life low	Trades	Volume	Open Interest
<b>PIRAEUS FINANCIAL HOLD (CR)</b>																	
(Contract Size: 100 Securities, Physical Delivery)																	
0.925	0.877	0.9	-2.49%	September 2022	0.915	0.915	0.882	0.898	0.898	---	---	---	1.48	---	134	2,787	22,343
---	---	---	---	December 2022	---	---	---	---	0.932	---	---	---	---	---	---	---	---
---	---	---	---	March 2023	---	---	---	---	0.936	---	---	---	---	---	---	---	---
---	---	---	---	June 2023	---	---	---	---	0.941	---	---	---	---	---	---	---	---
<b>PPC (CR)</b>																	
(Contract Size: 100 Securities, Physical Delivery)																	
5.205	5.075	5.155	0.98%	September 2022	5.16	5.21	5.09	5.15	5.15	---	---	---	8.20	---	109	820	19,963
---	---	---	---	December 2022	---	---	---	---	5.15	---	---	---	---	---	---	---	---
---	---	---	---	March 2023	---	---	---	---	5.18	---	---	---	---	---	---	---	---
---	---	---	---	June 2023	---	---	---	---	5.20	---	---	---	---	---	---	---	---
<b>TERNA ENERGY (CR)</b>																	
(Contract Size: 100 Securities, Physical Delivery)																	
17.26	16.66	16.9	-0.47%	September 2022	16.94	17.18	16.90	16.91	16.91	---	---	---	19.04	---	107	202	6,580
---	---	---	---	December 2022	---	---	---	---	17.14	---	---	---	---	---	---	---	---
---	---	---	---	March 2023	---	---	---	---	17.22	---	---	---	---	---	---	---	---
---	---	---	---	June 2023	---	---	---	---	17.31	---	---	---	---	---	---	---	---
<b>TITAN CEMENT (CB)</b>																	
(Contract Size: 100 Securities, Physical Delivery)																	
11.18	10.9	10.92	-1.09%	September 2022	11.00	11.00	11.00	11.00	11.00	---	---	---	13.52	---	1	1	944
---	---	---	---	December 2022	---	---	---	---	11.14	---	---	---	---	---	---	---	---
---	---	---	---	March 2023	---	---	---	---	11.20	---	---	---	---	---	---	---	---
---	---	---	---	June 2023	---	---	---	---	11.25	---	---	---	---	---	---	---	---
<b>VIOHALCO SA/NV (CB)</b>																	
(Contract Size: 100 Securities, Physical Delivery)																	
3.395	3.3	3.3	-1.93%	September 2022	3.35	3.35	3.31	3.31	3.31	---	---	---	4.26	---	5	25	5,471
---	---	---	---	December 2022	---	---	---	---	3.40	---	---	---	---	---	---	---	---
---	---	---	---	March 2023	---	---	---	---	3.41	---	---	---	---	---	---	---	---
---	---	---	---	June 2023	---	---	---	---	3.43	---	---	---	---	---	---	---	---

Derivatives notes

Fixing prices and final open positions can be retrieved from the following path <http://www.helex.gr/el/web/guest/statistics-end-of-day-derivatives>

FTSE/Athex Large Cap

(Trade Unit: 1 Index Point x 2€ - Exercise Style: European, Cash Settlement)

Call Options														Put Options																			
Exercise Price	July 2022							August 2022							Other Months		July 2022							August 2022							Other Months		Exercise Price
	Open price	Price max	Price min	Last price	Closing price	Volume	Open Interest	Open price	Price max	Price min	Last price	Closing price	Volume	Open Interest	Volume	Open Interest	Open price	Price max	Price min	Last price	Closing price	Volume	Open Interest	Open price	Price max	Price min	Last price	Closing price	Volume	Open Interest	Volume	Open Interest	
1,775	-	-	-	-	-	-	-	-	-	-	-	-	-	-	-	-	-	-	-	-	-	-	-	-	-	-	-	-	-	-	-	-	1,775
1,800	0.00	0.00	0.00	-	129.00	-	-	0.00	0.00	0.00	-	148.00	-	-	-	0.00	0.00	0.00	-	5.50	-	-	0.00	0.00	0.00	-	29.00	-	-	-	-	1,800	
1,825	0.00	0.00	0.00	-	108.00	-	-	0.00	0.00	0.00	-	131.00	-	-	-	0.00	0.00	0.00	-	9.10	-	-	0.00	0.00	0.00	-	36.50	-	-	-	-	1,825	
1,850	0.00	0.00	0.00	-	88.00	-	-	0.00	0.00	0.00	-	115.00	-	20	-	0.00	0.00	0.00	-	14.25	-	50	0.00	0.00	0.00	-	45.25	-	-	-	-	1,850	
1,875	0.00	0.00	0.00	-	70.00	-	-	0.00	0.00	0.00	-	100.00	-	-	-	0.00	0.00	0.00	-	21.50	-	-	0.00	0.00	0.00	-	55.00	-	-	-	-	1,875	
1,900	0.00	0.00	0.00	-	54.50	-	-	0.00	0.00	0.00	-	86.00	-	-	-	0.00	0.00	0.00	-	30.75	-	-	0.00	0.00	0.00	-	66.50	-	-	-	-	1,900	
1,925	0.00	0.00	0.00	-	41.25	-	-	0.00	0.00	0.00	-	74.00	-	20	-	0.00	0.00	0.00	-	42.50	-	-	0.00	0.00	0.00	-	79.00	-	20	-	-	1,925	
1,950	0.00	0.00	0.00	-	30.25	-	41	0.00	0.00	0.00	-	63.00	-	40	-	0.00	0.00	0.00	-	56.50	-	41	0.00	0.00	0.00	-	93.00	-	20	-	-	1,950	
1,975	17.50	17.50	17.50	17.50	17.50	1	100	0.00	0.00	0.00	-	53.00	-	40	-	0.00	17.50	0.00	-	73.00	-	24	0.00	0.00	0.00	-	108.00	-	40	-	-	1,975	
2,000	0.00	0.00	0.00	-	15.00	-	30	0.00	0.00	0.00	-	44.25	-	20	-	0.00	0.00	0.00	-	91.00	-	41	0.00	0.00	0.00	-	124.00	-	80	-	-	2,000	
2,050	0.00	0.00	0.00	-	6.50	-	107	0.00	0.00	0.00	-	30.25	-	20	-	0.00	0.00	0.00	-	133.00	-	40	0.00	0.00	0.00	-	160.00	-	140	-	-	2,050	
2,100	0.00	0.00	0.00	-	2.50	-	81	0.00	0.00	0.00	-	20.25	-	-	-	0.00	0.00	0.00	-	179.00	-	41	0.00	0.00	0.00	-	200.00	-	-	-	-	2,100	
2,150	0.00	0.00	0.00	-	0.85	-	120	0.00	0.00	0.00	-	13.00	-	-	-	0.00	0.00	0.00	-	227.00	-	20	0.00	0.00	0.00	-	243.00	-	-	-	-	2,150	
2,200	0.00	0.00	0.00	-	0.26	-	20	0.00	0.00	0.00	-	8.10	-	-	-	0.00	0.00	0.00	-	276.00	-	-	0.00	0.00	0.00	-	288.00	-	-	-	-	2,200	
2,250	0.00	0.00	0.00	-	0.07	-	20	0.00	0.00	0.00	-	4.90	-	-	-	0.00	0.00	0.00	-	326.00	-	-	0.00	0.00	0.00	-	334.00	-	-	-	-	2,250	
2,300	0.00	0.00	0.00	-	0.02	-	-	0.00	0.00	0.00	-	2.90	-	-	-	0.00	0.00	0.00	-	376.00	-	-	0.00	0.00	0.00	-	382.00	-	-	-	-	2,300	
2,350	0.00	0.00	0.00	-	0.01	-	-	0.00	0.00	0.00	-	1.70	-	-	-	0.00	0.00	0.00	-	426.00	-	-	0.00	0.00	0.00	-	431.00	-	-	-	-	2,350	
2,400	0.00	0.00	0.00	-	0.01	-	-	0.00	0.00	0.00	-	0.95	-	-	-	0.00	0.00	0.00	-	476.00	-	-	0.00	0.00	0.00	-	480.00	-	-	-	-	2,400	
2,450	0.00	0.00	0.00	-	0.03	-	-	0.00	0.00	0.00	-	0.52	-	-	-	0.00	0.00	0.00	-	526.00	-	-	0.00	0.00	0.00	-	529.00	-	-	-	-	2,450	
2,500	0.00	0.00	0.00	-	0.01	-	-	-	-	-	-	-	-	-	-	0.00	0.00	0.00	-	576.00	-	-	-	-	-	-	-	-	-	-	-	2,500	
2,550	0.00	0.00	0.00	-	0.01	-	-	-	-	-	-	-	-	-	-	0.00	0.00	0.00	-	626.00	-	-	-	-	-	-	-	-	-	-	-	2,550	
2,600	-	-	-	-	-	-	-	-	-	-	-	-	-	-	-	-	-	-	-	-	-	-	-	-	-	-	-	-	-	-	-	2,600	
2,650	-	-	-	-	-	-	-	-	-	-	-	-	-	-	-	-	-	-	-	-	-	-	-	-	-	-	-	-	-	-	-	2,650	
Totals:						1	519						0	160	0	0						0	257					0	300	0	0		
Number of Trades:						1							0		0								0					0		0			

ALPHA SERVICES HOLD (CR)

(Contract Size: 100 Securities, Exercise Style: American, Physical Delivery)

Call Options														Put Options																			
Exercise Price	July 2022						August 2022						Other Months		July 2022						August 2022						Other Months		Exercise Price				
	Open price	Price max	Price min	Last price	Closing price	Volume	Open Interest	Open price	Price max	Price min	Last price	Closing price	Volume	Open Interest	Volume	Open Interest	Open price	Price max	Price min	Last price	Closing price	Volume	Open Interest	Open price	Price max	Price min	Last price	Closing price		Volume	Open Interest	Volume	Open Interest
0.600	0.000	0.000	0.000	0.235	-	-	0.000	0.000	0.000	0.237	-	-				0.000	0.000	0.000	0.001	-	-				0.000	0.000	0.000	0.001	-	-			0.006
0.650	0.000	0.000	0.000	0.186	-	-	0.000	0.000	0.000	0.190	-	-				0.000	0.000	0.000	0.002	-	-				0.000	0.000	0.000	0.004	-	-			0.007
0.700	0.000	0.000	0.000	0.140	-	-	0.000	0.000	0.000	0.147	-	-				0.000	0.000	0.000	0.006	-	-				0.000	0.000	0.000	0.011	-	-			0.007
0.750	0.000	0.000	0.000	0.100	-	-	0.000	0.000	0.000	0.109	-	-				0.000	0.000	0.000	0.015	-	-				0.000	0.000	0.000	0.023	-	-			0.008
0.800	0.000	0.000	0.000	0.066	-	20	0.000	0.000	0.000	0.077	-	-				0.000	0.000	0.000	0.031	-	-				0.000	0.000	0.000	0.041	-	-			0.008
0.850	0.000	0.000	0.000	0.041	-	-	0.000	0.000	0.000	0.053	-	-				0.000	0.000	0.000	0.056	-	-				0.000	0.000	0.000	0.067	-	-			0.009
0.900	0.000	0.000	0.000	0.024	-	-	0.000	0.000	0.000	0.034	-	-				0.000	0.000	0.000	0.089	-	-				0.000	0.000	0.000	0.098	-	-			0.009
0.950	0.000	0.000	0.000	0.013	-	-	0.000	0.000	0.000	0.022	-	-				0.000	0.000	0.000	0.128	-	-				0.000	0.000	0.000	0.136	-	-			0.010
1.000	0.000	0.000	0.000	0.007	-	-	0.000	0.000	0.000	0.013	-	-				0.000	0.000	0.000	0.172	-	-				0.000	0.000	0.000	0.177	-	-			0.010
1.100	0.000	0.000	0.000	0.001	-	-	0.000	0.000	0.000	0.004	-	-				0.000	0.000	0.000	0.267	-	-				0.000	0.000	0.000	0.269	-	-			0.011
1.200	0.000	0.000	0.000	0.001	-	-	0.000	0.000	0.000	0.001	-	-				0.000	0.000	0.000	0.366	-	-				0.000	0.000	0.000	0.366	-	-			0.012
1.300	0.000	0.000	0.000	0.001	-	-	0.000	0.000	0.000	0.001	-	-				0.000	0.000	0.000	0.466	-	-				0.000	0.000	0.000	0.466	-	-			0.013
1.400	0.000	0.000	0.000	0.001	-	-	0.000	0.000	0.000	0.002	-	-				0.000	0.000	0.000	0.566	-	-				0.000	0.000	0.000	0.566	-	-			0.014
1.500	0.000	0.000	0.000	0.001	-	-	0.000	0.000	0.000	0.001	-	-				0.000	0.000	0.000	0.666	-	-				0.000	0.000	0.000	0.666	-	-			0.015
1.600	0.000	0.000	0.000	0.001	-	-					-	-				0.000	0.000	0.000	0.766	-	-							-	-			0.016	
1.700	0.000	0.000	0.000	0.001	-	-					-	-				0.000	0.000	0.000	0.866	-	-							-	-			0.017	
1.800					-	-					-	-											-	-					-	-			0.018
1.900					-	-					-	-											-	-					-	-			0.019
Totals:						0	20					0	0	0	0	0						0	0							0	0		
Number of Trades:						0						0	0	0					0.00											0	0		

NATIONAL BANK (CR)

(Contract Size: 100 Securities, Exercise Style: American, Physical Delivery)

Call Options														Put Options																		
Exercise Price	July 2022					August 2022					Other Months				July 2022					August 2022					Other Months				Exercise Price			
	Open price	Price max	Price min	Last price	Closing price	Volume	Open Interest	Open price	Price max	Price min	Last price	Closing price	Volume	Open Interest	Volume	Open Interest	Open price	Price max	Price min	Last price	Closing price	Volume	Open Interest	Open price	Price max	Price min	Last price	Closing price		Volume	Open Interest	Volume
1.700						-	-						-	-								-	-									0.017
1.800						-	-						-	-								-	-									0.018
1.900	0.000	0.000	0.000		0.961	-	-	0.000	0.000	0.000		0.966	-	-	0.000	0.000	0.000		0.001	-	-	0.000	0.000	0.000		0.001	-	-	0.000	0.000	0.019	
2.000	0.000	0.000	0.000		0.862	-	-	0.000	0.000	0.000		0.868	-	-	0.000	0.000	0.000		0.001	-	-	0.000	0.000	0.000		0.002	-	-	0.000	0.000	0.020	
2.200	0.000	0.000	0.000		0.662	-	-	0.000	0.000	0.000		0.676	-	-	0.000	0.000	0.000		0.001	-	-	0.000	0.000	0.000		0.010	-	-	0.000	0.000	0.022	
2.400	0.000	0.000	0.000		0.464	-	-	0.000	0.000	0.000		0.499	-	-	0.000	0.000	0.000		0.002	-	-	0.000	0.000	0.000		0.033	-	-	0.000	0.000	0.024	
2.600	0.000	0.000	0.000		0.279	-	-	0.000	0.000	0.000		0.345	-	-	0.000	0.000	0.000		0.017	-	-	0.000	0.000	0.000		0.078	-	-	0.000	0.000	0.026	
2.800	0.000	0.000	0.000		0.134	-	-	0.000	0.000	0.000		0.226	-	-	0.000	0.000	0.000		0.072	-	-	0.000	0.000	0.000		0.158	-	-	0.000	0.000	0.028	
3.000	0.000	0.000	0.000		0.049	-	-	0.000	0.000	0.000		0.136	-	-	0.000	0.000	0.000		0.187	-	-	0.000	0.000	0.000		0.269	-	-	0.000	0.000	0.030	
3.200	0.000	0.000	0.000		0.014	-	-	0.000	0.000	0.000		0.079	-	-	0.000	0.000	0.000		0.352	-	4	0.000	0.000	0.000		0.412	-	-	0.000	0.000	0.032	
3.400	0.000	0.000	0.000		0.003	-	-	0.000	0.000	0.000		0.043	-	-	0.000	0.000	0.000		0.541	-	-	0.000	0.000	0.000		0.576	-	-	0.000	0.000	0.034	
3.600	0.000	0.000	0.000		0.001	-	-	0.000	0.000	0.000		0.021	-	-	0.000	0.000	0.000		0.740	-	-	0.000	0.000	0.000		0.755	-	-	0.000	0.000	0.036	
3.800	0.000	0.000	0.000		0.001	-	-	0.000	0.000	0.000		0.010	-	-	0.000	0.000	0.000		0.940	-	-	0.000	0.000	0.000		0.945	-	-	0.000	0.000	0.038	
4.000	0.000	0.000	0.000		0.001	-	-	0.000	0.000	0.000		0.005	-	-	0.000	0.000	0.000		1.14	-	-	0.000	0.000	0.000		1.14	-	-	0.000	0.000	0.040	
4.400	0.000	0.000	0.000		0.001	-	-	0.000	0.000	0.000		0.001	-	-	0.000	0.000	0.000		1.54	-	-	0.000	0.000	0.000		1.54	-	-	0.000	0.000	0.044	
4.800	0.000	0.000	0.000		0.001	-	-	0.000	0.000	0.000		0.001	-	-	0.000	0.000	0.000		1.94	-	-	0.000	0.000	0.000		1.94	-	-	0.000	0.000	0.048	
5.200	0.000	0.000	0.000		0.001	-	-	0.000	0.000	0.000		0.001	-	-	0.000	0.000	0.000		2.34	-	-	0.000	0.000	0.000		2.34	-	-	0.000	0.000	0.052	
5.600	0.000	0.000	0.000		0.001	-	-					-	-						2.74	-	-					-	-			0.056		
6.000	0.000	0.000	0.000		0.001	-	-					-	-						3.14	-	-					-	-			0.060		
Totals:						0	0					0	0	0	0				0	4					0	10	0	260				
Number of Trades:						0						0		0					0.00						0		0					

OPAP (CR)

(Contract Size: 100 Securities, Exercise Style: American, Physical Delivery)

Exercise Price	Call Options													Put Options													Exercise Price							
	July 2022						August 2022						Other Months		July 2022						August 2022							Other Months						
	Open price	Price max	Price min	Last price	Closing price	Volume	Open Interest	Open price	Price max	Price min	Last price	Closing price	Volume	Open Interest	Volume	Open Interest	Open price	Price max	Price min	Last price	Closing price	Volume	Open Interest	Open price	Price max	Price min		Last price	Closing price	Volume	Open Interest	Volume	Open Interest	
8.800						-	-						-	-								-	-											0.088
9.200	0.000	0.000	0.000		4.51	-	-	0.000	0.000	0.000		4.53	-	-			0.000	0.000	0.000		0.001	-	-	0.000	0.000	0.000		0.001	-	-			0.092	
9.600	0.000	0.000	0.000		4.11	-	-	0.000	0.000	0.000		4.13	-	-			0.000	0.000	0.000		0.001	-	-	0.000	0.000	0.000		0.001	-	-			0.096	
10.000	0.000	0.000	0.000		3.71	-	-	0.000	0.000	0.000		3.73	-	-			0.000	0.000	0.000		0.001	-	-	0.000	0.000	0.000		0.001	-	-			0.100	
11.000	0.000	0.000	0.000		2.71	-	-	0.000	0.000	0.000		2.73	-	-			0.000	0.000	0.000		0.001	-	-	0.000	0.000	0.000		0.004	-	-			0.110	
12.000	0.000	0.000	0.000		1.71	-	-	0.000	0.000	0.000		1.78	-	-			0.000	0.000	0.000		0.002	-	-	0.000	0.000	0.000		0.046	-	-			0.120	
13.000	0.000	0.000	0.000		0.780	-	-	0.000	0.000	0.000		0.964	-	-			0.000	0.000	0.000		0.070	-	5	0.000	0.000	0.000		0.229	-	-			0.130	
14.000	0.000	0.000	0.000		0.189	-	-	0.000	0.000	0.000		0.415	-	77			0.253	0.273	0.253	0.273	0.273	10	7	0.000	0.000	0.000		0.680	-	-			0.140	
15.000	0.000	0.000	0.000		0.019	-	10	0.000	0.000	0.000		0.138	-	38			0.000	0.000	0.000		1.31	-	-	0.000	0.000	0.000		1.41	-	-			0.150	
16.000	0.000	0.000	0.000		0.001	-	-	0.000	0.000	0.000		0.036	-	-			0.000	0.000	0.000		2.30	-	-	0.000	0.000	0.000		2.31	-	-			0.160	
17.000	0.000	0.000	0.000		0.001	-	-	0.000	0.000	0.000		0.007	-	-			0.000	0.000	0.000		3.30	-	-	0.000	0.000	0.000		3.30	-	-			0.170	
18.000	0.000	0.000	0.000		0.001	-	-	0.000	0.000	0.000		0.001	-	-			0.000	0.000	0.000		4.30	-	-	0.000	0.000	0.000		4.30	-	-			0.180	
19.000	0.000	0.000	0.000		0.001	-	-	0.000	0.000	0.000		0.001	-	-			0.000	0.000	0.000		5.30	-	-	0.000	0.000	0.000		5.30	-	-			0.190	
20.000	0.000	0.000	0.000		0.001	-	-					-	-				0.000	0.000	0.000		6.30	-	-					-	-			0.200		
Totals:						0	10						0	115	0	0						0	12					0	0	0	0			
Number of Trades:						0							0		0							2.00						0		0				

OTE (CR)

(Contract Size: 100 Securities, Exercise Style: American, Physical Delivery)

Call Options															Put Options																		
Exercise Price	July 2022					August 2022					Other Months					July 2022					August 2022					Other Months							
	Open price	Price max	Price min	Last price	Closing price	Volume	Open Interest	Open price	Price max	Price min	Last price	Closing price	Volume	Open Interest	Volume	Open Interest	Open price	Price max	Price min	Last price	Closing price	Volume	Open Interest	Open price	Price max	Price min	Last price	Closing price	Volume	Open Interest	Volume	Open Interest	Exercise Price
10.000						-	-						-	-								-	-										0.100
11.000	0.000	0.000	0.000		4.75	-	-	0.000	0.000	0.000		4.77	-	-			0.000	0.000	0.000		0.001	-	-	0.000	0.000	0.000		0.002	-	-			0.110
12.000	0.000	0.000	0.000		3.75	-	-	0.000	0.000	0.000		3.78	-	-			0.000	0.000	0.000		0.001	-	-	0.000	0.000	0.000		0.003	-	-			0.120
13.000	0.000	0.000	0.000		2.75	-	-	0.000	0.000	0.000		2.80	-	-			0.000	0.000	0.000		0.001	-	-	0.000	0.000	0.000		0.024	-	-			0.130
14.000	0.000	0.000	0.000		1.76	-	-	0.000	0.000	0.000		1.89	-	-			0.000	0.000	0.000		0.005	-	-	0.000	0.000	0.000		0.116	-	-			0.140
15.000	0.000	0.000	0.000		0.839	-	-	0.000	0.000	0.000		1.14	-	-			0.000	0.000	0.000		0.087	-	-	0.000	0.000	0.000		0.360	-	-			0.150
16.000	0.000	0.000	0.000		0.239	-	-	0.000	0.000	0.000		0.598	-	-			0.000	0.000	0.000		0.488	-	-	0.000	0.000	0.000		0.818	-	-			0.160
17.000	0.000	0.000	0.000		0.034	-	-	0.000	0.000	0.000		0.272	-	-			0.000	0.000	0.000		1.29	-	-	0.000	0.000	0.000		1.49	-	-			0.170
18.000	0.000	0.000	0.000		0.002	-	-	0.000	0.000	0.000		0.106	-	-			0.000	0.000	0.000		2.26	-	-	0.000	0.000	0.000		2.33	-	-			0.180
19.000	0.000	0.000	0.000		0.005	-	-	0.000	0.000	0.000		0.035	-	-			0.000	0.000	0.000		3.26	-	-	0.000	0.000	0.000		3.27	-	-			0.190
20.000	0.000	0.000	0.000		0.002	-	-	0.000	0.000	0.000		0.011	-	-			0.000	0.000	0.000		4.26	-	-	0.000	0.000	0.000		4.26	-	-			0.200
22.000	0.000	0.000	0.000		0.001	-	-	0.000	0.000	0.000		0.001	-	-			0.000	0.000	0.000		6.26	-	-	0.000	0.000	0.000		6.26	-	-			0.220
24.000	0.000	0.000	0.000		0.001	-	-	0.000	0.000	0.000		0.001	-	-			0.000	0.000	0.000		8.26	-	-	0.000	0.000	0.000		8.26	-	-			0.240
26.000	0.000	0.000	0.000		0.001	-	-	0.000	0.000	0.000		0.001	-	-			0.000	0.000	0.000		10.26	-	-	0.000	0.000	0.000		10.26	-	-			0.260
Totals:						0	0						0	0	0	0						0	0					0	5	0	0		
Number of Trades:						0							0		0							0.00						0		0			

PIRAEUS FINANCIAL HOLD (CR)

(Contract Size: 100 Securities, Exercise Style: American, Physical Delivery)

Call Options														Put Options																		
July 2022							August 2022							Other Months		July 2022							August 2022							Other Months		Exercise Price
Open price	Price max	Price min	Last price	Closing price	Volume	Open Interest	Open price	Price max	Price min	Last price	Closing price	Volume	Open Interest	Volume	Open Interest	Open price	Price max	Price min	Last price	Closing price	Volume	Open Interest	Open price	Price max	Price min	Last price	Closing price	Volume	Open Interest	Volume	Open Interest	
0.650	0.000	0.000	0.000	0.274	-	-	0.000	0.000	0.000	0.276	-	-				0.000	0.000	0.000	0.001	-	-	0.000	0.000	0.000	0.001	-	-				0.007	
0.700	0.000	0.000	0.000	0.224	-	-	0.000	0.000	0.000	0.228	-	-				0.000	0.000	0.000	0.001	-	-	0.000	0.000	0.000	0.003	-	-				0.007	
0.750	0.000	0.000	0.000	0.177	-	-	0.000	0.000	0.000	0.183	-	-				0.000	0.000	0.000	0.003	-	-	0.000	0.000	0.000	0.008	-	-				0.008	
0.800	0.000	0.000	0.000	0.133	-	-	0.000	0.000	0.000	0.141	-	-				0.000	0.000	0.000	0.009	-	-	0.000	0.000	0.000	0.016	-	-				0.008	
0.850	0.000	0.000	0.000	0.094	-	-	0.000	0.000	0.000	0.106	-	-				0.000	0.000	0.000	0.020	-	-	0.000	0.000	0.000	0.030	-	-				0.009	
0.900	0.000	0.000	0.000	0.063	-	-	0.000	0.000	0.000	0.076	-	-				0.000	0.000	0.000	0.039	-	-	0.000	0.000	0.000	0.051	-	-				0.009	
0.950	0.000	0.000	0.000	0.040	-	-	0.000	0.000	0.000	0.053	-	-				0.000	0.000	0.000	0.066	-	-	0.000	0.000	0.000	0.077	-	-				0.010	
1.000	0.000	0.000	0.000	0.023	-	-	0.000	0.000	0.000	0.035	-	-				0.000	0.000	0.000	0.099	-	-	0.000	0.000	0.000	0.110	-	-				0.010	
1.100	0.000	0.000	0.000	0.007	-	-	0.000	0.000	0.000	0.014	-	-				0.000	0.000	0.000	0.183	-	-	0.000	0.000	0.000	0.189	-	-				0.011	
1.200	0.000	0.000	0.000	0.002	-	-	0.000	0.000	0.000	0.005	-	-				0.000	0.000	0.000	0.278	-	-	0.000	0.000	0.000	0.280	-	-				0.012	
1.300	0.000	0.000	0.000	0.001	-	-	0.000	0.000	0.000	0.002	-	-				0.000	0.000	0.000	0.377	-	-	0.000	0.000	0.000	0.377	-	-				0.013	
1.400	0.000	0.000	0.000	0.001	-	-	0.000	0.000	0.000	0.001	-	-				0.000	0.000	0.000	0.477	-	-	0.000	0.000	0.000	0.477	-	-				0.014	
1.500	0.000	0.000	0.000	0.001	-	-	0.000	0.000	0.000	0.001	-	-				0.000	0.000	0.000	0.577	-	-	0.000	0.000	0.000	0.577	-	-				0.015	
1.600	0.000	0.000	0.000	0.001	-	-	0.000	0.000	0.000	0.001	-	-				0.000	0.000	0.000	0.677	-	-	0.000	0.000	0.000	0.677	-	-				0.016	
1.700	0.000	0.000	0.000	0.001	-	-	0.000	0.000	0.000	0.001	-	-				0.000	0.000	0.000	0.777	-	-	0.000	0.000	0.000	0.777	-	-				0.017	
1.800	0.000	0.000	0.000	0.001	-	-					-	-				0.000	0.000	0.000	0.877	-	-					-	-				0.018	
1.900	0.000	0.000	0.000	0.001	-	-					-	-				0.000	0.000	0.000	0.977	-	-					-	-				0.019	
2.000	0.000	0.000	0.000	0.001	-	-					-	-				0.000	0.000	0.000	1.08	-	-					-	-				0.020	
2.200					-	-					-	-									-	-					-	-				0.022
2.400					-	-					-	-									-	-					-	-				0.024
Totals:					0	0					0	0			0	0					0	0					0	0			0	0
Number of Trades:					0					0				0						0.00					0				0			



PPC (CR)

(Contract Size: 100 Securities, Exercise Style: American, Physical Delivery)

Call Options														Put Options																			
July 2022							August 2022							Other Months		July 2022							August 2022							Other Months		Exercise Price	
Exercise Price	Open price	Price max	Price min	Last price	Closing price	Volume	Open Interest	Open price	Price max	Price min	Last price	Closing price	Volume	Open Interest	Volume	Open Interest	Open price	Price max	Price min	Last price	Closing price	Volume	Open Interest	Open price	Price max	Price min	Last price	Closing price	Volume	Open Interest	Volume		Open Interest
3.600	0.000	0.000	0.000		1.51	-	-	0.000	0.000	0.000		1.52	-	-			0.000	0.000	0.000		0.001	-	-	0.000	0.000	0.000		0.002	-	-			0.036
3.800	0.000	0.000	0.000		1.31	-	-	0.000	0.000	0.000		1.33	-	-			0.000	0.000	0.000		0.001	-	-	0.000	0.000	0.000		0.005	-	-			0.038
4.000	0.000	0.000	0.000		1.11	-	-	0.000	0.000	0.000		1.13	-	-			0.000	0.000	0.000		0.001	-	-	0.000	0.000	0.000		0.014	-	-			0.040
4.400	0.000	0.000	0.000		0.723	-	-	0.000	0.000	0.000		0.780	-	-			0.000	0.000	0.000		0.009	-	-	0.000	0.000	0.000		0.059	-	-			0.044
4.800	0.000	0.000	0.000		0.380	-	-	0.000	0.000	0.000		0.487	-	-			0.000	0.000	0.000		0.067	-	-	0.000	0.000	0.000		0.164	-	-			0.048
5.200	0.160	0.160	0.160	0.160	0.160	15	97	0.000	0.000	0.000		0.274	-	-			0.000	0.000	0.000		0.236	-	10	0.000	0.000	0.000		0.351	-	-			0.052
5.600	0.000	0.000	0.000		0.042	-	40	0.000	0.000	0.000		0.137	-	-			0.000	0.000	0.000		0.529	-	-	0.000	0.000	0.000		0.615	-	-			0.056
6.000	0.000	0.000	0.000		0.008	-	15	0.000	0.000	0.000		0.063	-	-			0.000	0.000	0.000		0.896	-	10	0.000	0.000	0.000		0.941	-	-			0.060
6.400	0.000	0.000	0.000		0.001	-	17	0.000	0.000	0.000		0.026	-	-			0.000	0.000	0.000		1.29	-	-	0.000	0.000	0.000		1.31	-	-			0.064
6.800	0.000	0.000	0.000		0.001	-	20	0.000	0.000	0.000		0.010	-	-			0.000	0.000	0.000		1.69	-	-	0.000	0.000	0.000		1.69	-	-			0.068
7.200	0.000	0.000	0.000		0.001	-	-	0.000	0.000	0.000		0.003	-	-			0.000	0.000	0.000		2.09	-	-	0.000	0.000	0.000		2.09	-	-			0.072
7.600	0.000	0.000	0.000		0.001	-	-	0.000	0.000	0.000		0.001	-	-			0.000	0.000	0.000		2.49	-	-	0.000	0.000	0.000		2.49	-	-			0.076
8.000	0.000	0.000	0.000		0.001	-	-	0.000	0.000	0.000		0.001	-	-			0.000	0.000	0.000		2.89	-	-	0.000	0.000	0.000		2.89	-	-			0.080
8.400	0.000	0.000	0.000		0.001	-	-	0.000	0.000	0.000		0.001	-	-			0.000	0.000	0.000		3.29	-	-	0.000	0.000	0.000		3.29	-	-			0.084
8.800	0.000	0.000	0.000		0.001	-	-						-	-			0.000	0.000	0.000		3.69	-	-						-	-			0.088
9.200	0.000	0.000	0.000		0.001	-	-						-	-			0.000	0.000	0.000		4.09	-	-						-	-			0.092
9.600	0.000	0.000	0.000		0.001	-	-						-	-			0.000	0.000	0.000		4.49	-	-						-	-			0.096
10.000	0.000	0.000	0.000		0.001	-	-						-	-			0.000	0.000	0.000		4.89	-	-						-	-			0.100
11.000	0.000	0.000	0.000		0.001	-	-						-	-			0.000	0.000	0.000		5.89	-	-						-	-			0.110
12.000						-	-						-	-								-	-						-	-			0.120
13.000						-	-						-	-								-	-						-	-			0.130
14.000						-	-						-	-								-	-						-	-			0.140
15.000						-	-						-	-								-	-						-	-			0.150
16.000						-	-						-	-								-	-						-	-			0.160
Totals:						15	189						0	0	0	0						15	20						0	0	0	0	0
Number of Trades:						2							0	0								0.00						0			0		

Lending Products	Underlying Title	Multilateral Transactions[1]					Bilateral Transactions[2]		Stock Borrowing through OTC (volume)[3]
		Open Interest[5]	Volume(Offered)	Average Weighted	Transactions volume	Average Weighted	Transactions Volume	Average Weighted	Transactions Volume
ADMIEBOR	ADMIE (IPTO) HOLDING S.A. (CR)	---	---	---	---	---	---	83,858	
AEGNBOR	AEGEAN AIRLINES (CR)	5,245	---	---	---	---	---	21,619	
ALPHABOR	ALPHA SERVICES HOLD (CR)	20,000	---	---	---	---	---	58,042,145	
ALMYBOR	ALUMIL (CR)	---	---	---	---	---	---	---	
EEEBOR	CC HBC AG (CR)	1,000	---	---	---	---	---	70,546	
CENERBOR	CENERGY HOLDINGS (CB)	---	---	---	---	---	---	---	
ELLAKTORBOR	ELLAKTOR (CR)	126,022	---	---	---	---	---	4,773	
ELHABOR	ELVALHALCOR (CR)	15,950	---	---	---	---	---	64,887	
EUROBBOR	EUROBANK HOLDINGS (CR)	106,000	---	---	---	---	---	35,267,004	
EYDAPBOR	EYDAP S.A. (CR)	7,352	---	---	---	---	---	222,903	
FFGRPBOR	FOLLI FOLLIE (CR)	---	---	---	---	---	---	900,530	
FOYRKBOR	FOURLIS (CR)	---	---	---	---	---	---	13,250	
GEKTERNABOR	GEK TERNA (CR)	---	---	---	---	---	---	1,993	
SARBOR	GR. SARANTIS S.A. (CR)	1,940	---	---	---	---	---	16,088	
EXAEBOR	HELLENIC EXCHANGES-A.S.E. (CR)	---	---	---	---	---	---	156,401	
ELPEBOR	HELLENIC PETROLEUM (CR)	2,200	---	---	---	---	---	155,151	
INTRKBOR	INTRACOM HOLDINGS (CR)	6,000	---	---	---	---	---	---	
BELABOR	JUMBO SA (CR)	105,800	---	---	24	2.65%	---	469,038	
LAMDABOR	LAMDA DEVELOPMENT SA (CR)	---	---	---	---	---	---	91,816	
MIGBOR	MARFIN INVESTMENT GROUP (CR)	---	---	---	---	---	---	794,474	
MOHBOR	MOTOR OIL (CR)	5,128	---	---	---	---	---	316,208	
MYTILBOR	MYTILINEOS (CR)	1,000	---	---	---	---	---	657,775	
ETEBOR	NATIONAL BANK (CR)	60,944	---	---	---	---	---	10,487,037	
OPAPBOR	OPAP (CR)	58,600	---	---	650	2.65%	---	1,412,988	
HTOBOR	OTE (CR)	50,704	---	---	---	---	---	1,155,037	
PPABOR	P.P.A. S.A. (CR)	1,864	---	---	---	---	---	66,287	
TPEIRBOR	PIRAEUS FINANCIAL HOLD (CR)	8,000	---	---	---	---	---	2,393,558	
PLAISBOR	PLAISIO COMPUTERS SA (CR)	---	---	---	---	---	---	---	
PPCBOR	PPC (CR)	2,000	---	---	---	---	---	2,442,283	
QUALBOR	QUALITY & RELIABILITY SA (CR)	---	---	---	---	---	---	---	
QUESTBOR	QUEST HOLDINGS (CR)	1,481	---	---	---	---	---	45,931	

## Stock Lending Notes

[1] - Multilateral contracts Lending or Borrowing as per Methods 8-1, 8-2 and 8-3-3 (According to ATHEX BoD Resolution No.17)

[2] - Bilateral Contracts Lending or Borrowing as per Methods 8-3-1 and 8-3-2 (According to ATHEX BoD Resolution No.20 )

[3] - The information concerning OTC Stock Borrowing Transactions is based on the statements of the Dematerialised Securities System (DSS) operators involved and refers to volumes that have been registered up until the previous working day.

[4] - Average Price (Volume weighted)

[5] - The Data concerning Open Interest before the start of trading session

Lending Products	Underlying Title	Open Interest[5]	Multilateral Transactions[1]				Bilateral Transactions[2]		Stock Borrowing through OTC (volume)[3]	
			Volume(Offered)	Average Weighted	Transactions volume	Average Weighted	Transactions Volume	Average Weighted	Transactions Volume	
TENERGYBOR	TERNA ENERGY (CR)	---	---	---	---	---	---	---	39,976	
TITCBOR	TITAN CEMENT (CB)	3,402	---	---	---	---	---	---	216,837	
VIOBOR	VIOHALCO SA/NV (CB)	9,497	---	---	---	---	---	---	---	

## Stock Lending Notes

[1] - Multilateral contracts Lending or Borrowing as per Methods 8-1, 8-2 and 8-3-3 (According to ATHEX BoD Resolution No.17)

[2] - Bilateral Contracts Lending or Borrowing as per Methods 8-3-1 and 8-3-2 (According to ATHEX BoD Resolution No.20 )

[3] - The information concerning OTC Stock Borrowing Transactions is based on the statements of the Dematerialised Securities System (DSS) operators involved and refers to volumes that have been registered up until the previous working day.

[4] - Average Price (Volume weighted)

[5] - The Data concerning Open Interest before the start of trading session

## Sectors codification for listed companies

12003-	ETF	10101010	Computer Services
10101015	Software	10102030	Computer Hardware
15101010	Telecommunications Equipment	15102015	Telecommunications Services
20101010	Health Care Facilities	20101025	Health Care Services
20102010	Medical Equipment	20103015	Pharmaceuticals
30101010	Banks	30202000	Diversified Financial Services
30202010	Asset Managers & Custodians	30202015	Investment Services
30204000	Closed End Investments	30302010	Full Line Insurance
30302015	Insurance Brokers	30302025	Property and Casualty Insurance
35101010	Real Estate Holding and Development	35101015	Real Estate Services
35102000	Diversified REITs	35102030	Office REITs
40201040	Rental & Leasing Services: Consumer	40202010	Home Construction
40202015	Household Furnishings	40202020	Household Appliance
40203040	Electronic Entertainment	40203045	Toys
40204020	Clothing & Accessories	40301010	Entertainment
40301030	Publishing	40301035	Radio & TV Broadcasters
40401010	Diversified Retailers	40401020	Apparel Retailers
40401025	Home Improvement Retailers	40401030	Specialty Retailers
40501010	Airlines	40501015	Travel & Tourism
40501020	Casinos & Gambling	40501025	Hotels & Motels
45101015	Distillers & Vintners	45101020	Soft Drinks
45102010	Farming Fishing Ranching & Plantations	45102020	Food Products
45103010	Tobacco	45201010	Food Retailers & Wholesalers
45201020	Personal Products	50101010	Construction
50101020	Building Roof/Wallboard and Plumbing	50101030	Cement
50101035	Building Materials: Other	50202010	Electrical Components
50203000	Diversified Industrials	50203015	Plastics
50203030	Containers & Packaging	50204000	Machinery: Industrial
50204020	Machinery: Construction & Handling	50205010	Industrial Suppliers
50205020	Back Office Support HR & Consulting	50205030	Forms & Bulk Printing Services
50206015	Commercial Vehicles & Parts	50206030	Marine Transportation
50206060	Transportation Services	55101000	Diversified Materials
55101020	Textile Products	55102000	General Mining
55102010	Iron & Steel	55102015	Metal Fabricating
55102035	Aluminum	60101020	Oil Refining and Marketing
65101010	Alternative Electricity	65101015	Conventional Electricity
65102030	Water		



**ATHEX**  
Athens Stock Exchange

Λεωφ. Αθηνών 110 104 42 Αθήνα  
110, Athinon Ave. GR 104 42 Athens  
tel. (+30)210-33.66.800, fax (+30)210-33.66.101  
[www.athexgroup.gr](http://www.athexgroup.gr)