

22

Ημερήσιο Δελτίο  
Συναλλακτικής Δραστηριότητας

Daily Official List  
of Trading Activity

Friday, 17 June, 2022

Year: 143 Trading Day No: 111



**ATHEXGROUP**  
Athens Exchange Group

**Disclaimer:**

Hellenic Exchanges-Athens Stock Exchange S.A endeavours to ensure that the data and other material ("Information") presented on the Daily Official List are accurate and complete, but it is not liable for any errors or omissions of data or /and for the accuracy, credibility, updating and completeness of the aforesaid information nor it has any liability arising directly or indirectly from the use of the above Information.

The Company is not liable for the accuracy of the data included in listed companies' announcements. Only the sender of such an announcement is fully and solely liable for any infringement of third party's rights from the content of such announcement. All contents of the Daily Official List are provided only for information purposes and do not constitute investment advice or solicitation to invest in securities or other products listed for trading on the Exchange.

You acknowledge and agree that the Company is the owner of any property rights related to any Information appearing on the Daily Official List including intellectual property rights copyright, trademarks, etc.

The above data are a property of the Hellenic Exchanges-Athens Exchange and are copyright protected. Users are forbidden to reproduce, modify, copy, sale, transmit or redistribute, by all reproduction means and methods, part or the whole of the above data, without reference to their source.

The commercial exploitation of these data is, also, forbidden by third parties. Hellenic Exchanges-Athens Exchange does not carry any responsibility, direct or indirect, derived from usage or accidental alteration of the above data when used by third parties.

---

**Hellenic Exchanges – Athens Stock Exchange S.A.**

110 Athinon Ave., 10442 Athens, Tel: (210) 33.66.800, Fax: (210) 32.13.938

[www.athexgroup.gr](http://www.athexgroup.gr)

---

**Thessalonica Stock Exchange Center (T.S.E.C)**

16-18 Katouni Str., Thessalonica 546 25 Tel: (2310) 567.667, Fax: (2310) 530.545

---

**Athex Members Guarantee Fund**

14-16 Fidiou Str., Athens 106 78, Tel: (210) 33.04.682, Fax: (210) 33.04.155

---

**Hellenic Republic Capital Market Commission**

1 Kolokotroni Str. & 1 Stadiou Str., Athens 10562 Tel: (210) 33.77.100 Fax: (210) 33.77.173

---

**Table of Contents**

---

**Section 1: Statistical Figures of Securities, Derivatives and Lending**

Summary of Markets

Athex Indices

Analytic Figures for Athex Market's Boards and Categories

Trading Details by Athex Sectors and Financial Instruments (ETFs)

Top 10 best &amp; worst performing Shares

Derivatives Summary

**Section 2: Analytic Figures of Shares Transactions**

Analytic Figures of Shares Transactions

Shares' Notes

**Section 3: Figures of Securities Transactions**

Securities Blocks Details

Shares Rights Details

Stock Borrowing

Forced Sales Details

Forced Sales Registered Shares

Exchange Traded Funds (ETFs) Characteristics

**Section 5: Bonds traded in Fixed Income Assets Market**

Convertible Corporate Bonds - Regulated Market

Non Convertible Corporate Bonds - Regulated Market

Government Bonds

Treasury Bills &amp; Zero Coupon Government Bonds

Government Bonds Traded with the Open Outcry Method

State Banks Bonds

**Section 6: Additional Infos**

Athex &amp; ATHEXClear Members List

List of Stocks under Market Making operations

**Section 7: Derivatives Market Analytic Figures**

Index Futures

Stock Futures

Index Options

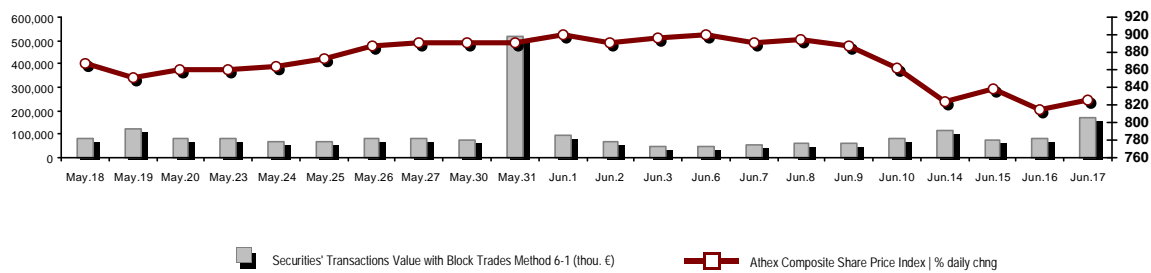
Stock Options

Stock Lending Analytic Figures

**Appendix A: Sectors codification for listed companies**

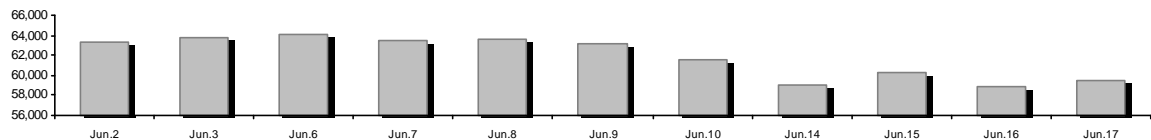
## Summary of Markets

Athex Composite Share Price Index vs Shares and Derivatives Transactions Value

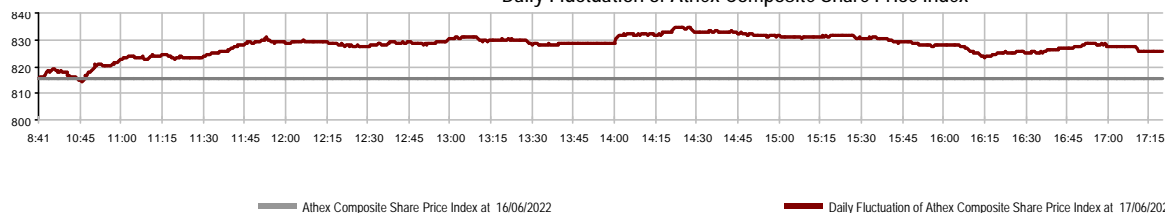


Athex Capitalisation (mill. €) **:	59,512.80		Derivatives Total Open Interest	328,891
Daily change: mill. €   %	698.73	1.19%	in Index Futures   % daily chng	4,392 -1.79%
Yearly Avg Capitalisation: mill. €   % chng prev year Avg	64,913.71	6.61%	in Stock Futures   % daily chng	321,737 -2.00%
Athex Composite Share Price Index   % daily chng	825.41	1.24%	in Index Options   % daily chng	1,431 2.73%
Athex Composite Share Price Index Capitalisation (mill. €)	53,838.60		in Stock Options   % daily chng	1,331 1.14%
Daily change (mill. €)	662.22			
Securities' Transactions Value with Block Trades Method 6-1 (t)	170,104.16		Derivatives Contracts Volume:	110,331
Daily change: %	89,637.50	111.40%	Daily change: pieces   %	-63,493 -36.53%
YtD Avg Trans. Value: thou. €   % chng prev year Avg	92,232.75	32.04%	YtD Avg Derivatives Contracts % chng prev year Avg	41,210 -13.54%
Blocks Transactions Value of Method 6-1 (thou. €)	40,028.72		Derivatives Trades Number:	4,214
Blocks Transactions Value of Method 6-2 & 6-3 (thou. €)	0.00		Daily change: number   %	-948 -18.36%
Bonds Transactions Value (thou.€)	723.73		YtD Avg Trades number % chng prev year Avg	2,365 11.77%
Securities' Transactions Volume with Block Trades Method 6-1 (tho)	81,173.40		Lending Total Open Interest	1,245,142
Daily change: thou. pieces   %	54,151.80	200.40%	Daily change: pieces   %	269,372 27.61%
YtD Avg Volume: % chng prev year Avg	36,025.17	5.35%	Lending Volume (Multilateral/Bilateral)	78,726
Blocks Transactions Volume of Method 6-1 (thou. Pieces)	39,387.91		Daily change: pieces   %	-190,646
Blocks Transactions Volume of Method 6-2 & 6-3 (thou. Pieces)	0.00		Multilateral Lending	55,126
Bonds Transactions Volume	751,000		Bilateral Lending	23,600
Securities' Trades Number with Block Trades Method 6-1	34,644		Lending Trades Number:	30
Daily change: number   %	-1,552	-4.29%	Daily change: %	-5
YtD Avg Trades number % chng prev year Avg	36,113	20.64%	Multilateral Lending Trades Number	28
Number of Blocks Method 6-1	7		Bilateral Lending Trades Number	2
Number of Blocks Method 6-2 & 6-3	0			
Number of Bonds Transactions	113			

Athex Capitalisation (mill. €) \*\*



Daily Fluctuation of Athex Composite Share Price Index



## Athex Indices

Index name	17/06/2022	16/06/2022	pts.	%	Min	Max	Year min	Year max	Year change
Athex Composite Share Price Index	825.41 #	815.27	10.14	1.24%	814.37	834.79	788.83	973.27	-7.60% €
Athex ESG Index	930.28 #	921.36	8.92	0.97%	918.95	942.23	888.47	1,131.24	-8.20% €
FTSE/Athex Large Cap	1,986.75 #	1,965.49	21.26	1.08%	1,960.31	2,013.51	1,884.54	2,384.15	-7.54% €
FTSE/Athex Mid Cap Index	1,274.88 #	1,255.47	19.41	1.55%	1,254.53	1,283.70	1,253.26	1,615.19	-14.55% €
FTSE/ATHEX-CSE Banking Index	392.79 #	392.40	0.39	0.10%	390.34	403.59	382.96	569.66	-9.73% €
FTSE/ATHEX High Dividend Yield Index	2,852.62 #	2,828.77	23.85	0.84%	2,828.77	2,874.33	2,762.75	3,292.03	-8.10% €
FTSE/ATHEX Global Traders Index Plus	2,255.89 #	2,243.30	12.59	0.56%	2,230.44	2,269.19	2,205.66	2,584.55	-4.95% €
FTSE/ATHEX Mid & Small Cap Factor-Weighted Ind	3,953.93 #	3,938.78	15.15	0.38%	3,920.25	3,968.18	3,920.25	5,109.62	-15.31% €
ATHEX Select Index Plus	2,951.02 #	2,930.99	20.03	0.68%	2,927.64	2,979.88	2,922.67	3,578.04	-12.82% €
ATHEX Select Index	3,976.92 #	3,923.05	53.87	1.37%	3,923.05	3,986.85	3,901.01	4,953.99	-13.30% €
FTSE/Athex Market Index	482.10 #	476.06	6.04	1.27%	475.40	487.89	457.78	586.15	-10.08% €
Athex Composite Index Total Return Index	1,426.19 #	1,408.25	17.94	1.27%	1,407.11	1,442.40	1,356.45	1,673.61	-6.97% €
FTSE/Athex Large Cap Total Return	3,105.65 #	3,072.42	33.23	1.08%			2,944.22	3,702.87	-7.08% €
FTSE/Athex Mid Cap Total Return	1,665.57 #	1,640.21	25.36	1.55%			1,640.21	2,064.38	-13.13% €
FTSE/ATHEX-CSE Banking Total Return Index	338.20 #	337.86	0.34	0.10%			337.43	485.90	-9.73% €
Hellenic Mid & Small Cap Index	1,242.43 #	1,230.19	12.24	0.99%	1,228.00	1,255.07	1,228.00	1,451.84	-9.51% €
FTSE/Athex Banks	518.96 #	518.46	0.50	0.10%	515.73	533.24	505.99	752.66	-9.74% €
FTSE/Athex Insurance	3,004.21 ~	3,004.21	0.00	0.00%	3,004.21	3,004.21	1,994.86	3,171.11	50.60% #
FTSE/Athex Financial Services	670.87 #	662.78	8.09	1.22%	659.14	680.99	655.49	831.60	-10.44% €
FTSE/Athex Industrial Goods & Services	3,435.09 €	3,435.25	-0.16	0.00%	3,401.77	3,463.99	3,365.52	4,306.76	-7.95% €
FTSE/Athex Retail	41.56 #	40.30	1.26	3.13%	40.18	42.33	39.88	57.51	-15.56% €
FTSE/ATHEX Real Estate	3,904.52 #	3,855.16	49.36	1.28%	3,838.31	3,940.93	3,819.04	5,179.83	-18.86% €
FTSE/Athex Consumer Goods & Services	8,106.85 #	8,010.83	96.02	1.20%	7,905.38	8,201.99	7,260.09	8,861.27	11.66% #
FTSE/Athex Food & Beverage	7,975.00 #	7,746.56	228.44	2.95%	7,746.56	8,026.24	6,627.16	12,058.75	-29.63% €
FTSE/Athex Basic Resources	5,644.77 €	5,653.60	-8.83	-0.16%	5,621.37	5,807.25	5,616.30	8,197.29	-23.70% €
FTSE/Athex Construction & Materials	2,936.21 #	2,873.11	63.10	2.20%	2,873.11	2,967.08	2,533.53	3,209.28	-1.43% €
FTSE/Athex Energy	4,142.58 €	4,156.90	-14.32	-0.34%	4,091.73	4,187.68	3,339.51	4,370.53	20.30% #
FTSE/Athex Travel & Leisure	2,180.93 #	2,169.57	11.36	0.52%	2,158.56	2,180.93	1,858.00	2,312.32	11.10% #
FTSE/Athex Technology	1,704.14 #	1,696.14	8.00	0.47%	1,679.98	1,709.70	1,679.98	2,347.72	-20.62% €
FTSE/Athex Telecommunications	4,480.31 #	4,414.89	65.42	1.48%	4,414.89	4,575.29	4,377.01	5,170.21	-1.44% €
FTSE/Athex Utilities	4,080.25 #	3,934.82	145.43	3.70%	3,934.82	4,178.94	3,914.21	5,208.71	-20.79% €
FTSE/Athex Health Care	332.85 ~	332.85	0.00	0.00%	319.26	332.85	319.26	611.35	-39.75% €
FTSE/Athex Personal Products	6,434.27 €	6,461.76	-27.49	-0.43%	6,390.66	6,593.93	6,390.66	8,868.58	-26.25% €
Athex All Share Index	208.42 #	205.98	2.44	1.18%	208.42	208.42	200.98	248.43	-9.41% €
Hellenic Corporate Bond Index	117.15 €	117.77	-0.62	-0.53%			117.15	127.89	-8.32% €
Hellenic Corporate Bond Price Index	86.28 €	86.75	-0.47	-0.54%			86.28	95.40	-9.54% €

Note 1: FTSE/Med 100, Hellenic Corporate Bond Price Index and Hellenic Corporate Bond Index closing prices refer to the previous trading day of 15/06/2022.

Note 2: The Hellenic Mid & Small Cap Index is a Customized index calculated by the Athens Exchange.

## Analytic Figures for Athex Market's Boards and Categories

	Total Traded Securities	Main Market	Surveillance	Exchange Traded Funds (ETFs)
Totals	117	107	9	1
Gain / Lose / Same:	66 / 36 / 15	63 / 35 / 9	2 / 1 / 6	1 / 0 / 0
Athex Capitalisation (mill. €) **	59,512.80	59,309.22	203.58	
Daily Average Trans/ons Value(thou.€)	92,232.75	92,086.80	198.31	14.15
Transactions Value	170,104.16	170,024.45	79.68	0.02
Main Board:	130,075.44	129,995.73	79.68	0.02
Blocks Board 6_2_3:	40,028.72	40,028.72	0.00	0.00
Forced Sales Board:	0.00	0.00	0.00	0.00
Special Terms Board:	0.00	0.00	0.00	0.00
Daily Average Transactions Volume	36,025,169	35,303,219	739,570	664
Transactions Volume	81,173,399	80,810,634	362,764	1
Main Board:	41,785,491	41,422,726	362,764	1
Blocks Board 6_2_3:	39,387,908	39,387,908	0	0
Forced Sales Board:	0	0	0	0
Special Terms Board:	0	0	0	0
Daily Average Number of Trades	36,113	35,876	234	3
Number of Trades	34,644	34,518	125	1
Main Board:	34,637	34,511	125	1
Blocks Board 6_2_3:	7	7	0	0
Forced Sales Board:	0	0	0	0
Special Terms Board:	0	0	0	0

## Trading Details by Athex Sectors and Financial Instruments (ETFs)

Code	Sectors	Gain / Lose / Same	Number of Trades	Transactions Volume	Transactions Value	% of Total Trans. Value
3010	- Banks	5 / 1 / 0	10,069	69,389,187	71,488,274.00	42.03%
5510	- Basic Resources	8 / 4 / 1	828	323,414	724,988.55	0.43%
5010	- Construction & Materials	8 / 3 / 2	2,403	1,143,616	3,300,137.25	1.94%
4020	- Consumer Products & Services	4 / 2 / 1	1,156	410,457	5,205,951.22	3.06%
6010	- Energy	1 / 3 / 0	1,725	489,002	6,909,472.32	4.06%
12000	- Financial Instruments	1 / 0 / 0	1	1	20.06	0.00%
3020	- Financial Services	2 / 1 / 0	388	1,006,632	702,144.53	0.41%
4510	- Food Beverage & Tobacco	5 / 0 / 1	811	216,698	3,737,087.71	2.20%
2010	- Health Care	0 / 1 / 2	49	10,543	12,030.48	0.01%
5020	- Industrial Goods & Service	5 / 9 / 3	3,578	1,187,780	9,040,309.76	5.31%
3030	- Insurance	0 / 1 / 1	8	2,199	12,338.00	0.01%
4030	- Media	1 / 0 / 0	22	6,550	2,632.45	0.00%
4520	- Personal Care, Drug & Grocery Stores	2 / 1 / 0	293	672,857	650,059.27	0.38%
3510	- Real Estate	4 / 3 / 0	940	259,346	1,170,181.40	0.69%
4040	- Retail	3 / 3 / 0	611	175,315	500,294.51	0.29%
1010	- Technology	8 / 2 / 1	1,583	600,796	1,619,753.41	0.95%
1510	- Telecommunications	1 / 1 / 0	2,546	1,451,864	23,348,091.25	13.73%
4050	- Travel & Leisure	4 / 0 / 3	2,439	2,018,391	26,226,702.14	15.42%
6510	- Utilities	4 / 1 / 0	5,194	1,808,751	15,453,688.23	9.08%

## Top 10 best &amp; worst performing Shares

## Main Market

With positive Price change	Closing price	change	With negative Price change	Closing price	change
ELGEKA SA (CR)	0.434	8.50% #	SPACE HELLAS SA (CR)	7.4	-6.33% €
TERNA ENERGY (CR)	17.73	6.81% #	INTERWOOD-XYLEMPORIA (CR)	0.2	-3.85% €
ILYDA S.A. (CR)	0.988	6.70% #	PETROPOULOS PETROS (CR)	5.84	-2.67% €
PREMIA (CR)	1.26	5.44% #	QUEST HOLDINGS (CR)	4.355	-2.14% €
CENERGY HOLDINGS (CB)	2.735	5.19% #	THRACE PLASTICS SA (CR)	3.56	-1.93% €
QUALITY & RELIABILITY SA (CR)	0.395	5.05% #	EUROBANK HOLDINGS (CR)	0.858	-1.49% €
MOTODYNAMICS S.A. (CR)	1.87	4.47% #	ADMIE (IPTO) HOLDING S.A. (CR)	1.966	-1.40% €
GEK TERNA (CR)	9.65	3.88% #	HELLENIC PETROLEUM (CR)	6.46	-1.07% €
ALUMIL (CR)	1.69	3.81% #	GR. SARANTIS S.A. (CR)	6.24	-0.95% €
KRI-KRI S.A. (CR)	5.72	3.62% #	UNIBIOS (CR)	0.525	-0.94% €
With the highest Transactions Value	Value (thou. €)	change	With the highest Transactions Volume	Volume	change
PIRAEUS FINANCIAL HOLD (CR)	40,083.30	1.50% #	PIRAEUS FINANCIAL HOLD (CR)	40,716,181	1.50% #
OPAP (CR)	26,044.00	0.51% #	ALPHA SERVICES HOLD (CR)	14,434,722	1.42% #
OTE (CR)	23,334.10	1.52% #	EUROBANK HOLDINGS (CR)	11,199,636	-1.49% €
ALPHA SERVICES HOLD (CR)	12,414.19	1.42% #	NATIONAL BANK (CR)	2,993,720	0.20% #
EUROBANK HOLDINGS (CR)	9,688.54	-1.49% €	OPAP (CR)	1,876,332	0.51% #
NATIONAL BANK (CR)	9,223.64	0.20% #	OTE (CR)	1,450,005	1.52% #
TERNA ENERGY (CR)	9,167.90	6.81% #	PPC (CR)	992,242	3.36% #
MYTILINEOS (CR)	7,619.01	-0.21% €	MARFIN INVESTMENT GROUP (CR)	802,498	1.66% #
MOTOR OIL (CR)	5,935.51	-0.06% €	ELGEKA SA (CR)	609,065	8.50% #
PPC (CR)	5,351.52	3.36% #	ELLAKTOR (CR)	591,237	-0.12% €

Note: Stocks that are not included in the "Under Supervision" category, and the transactions value is more than 10,000 €.

## Derivatives Summary

	Number of Trades	Volume	Open Interest
<b>Index Futures</b>	<b>398</b>	<b>2,509</b>	<b>4,392</b>
FTSE/Athex Banks	6	44	0
FTSE/Athex Large Cap	392	2,465	4,392
<b>Stock Futures</b>	<b>3,793</b>	<b>107,582</b>	<b>321,737</b>
ADMIE (IPTO) HOLDING S.A. (CR)	55	917	6,364
ALPHA SERVICES HOLD (CR)	630	39,715	130,049
CC HBC AG (CR)	76	318	1,089
CENERGY HOLDINGS (CB)	128	9,602	8,954
ELLAKTOR (CR)	24	216	2,084
EUROBANK HOLDINGS (CR)	288	15,168	26,111
EYDAP S.A. (CR)	18	60	192
FOURLIS (CR)	63	644	2,767
GEK TERNA (CR)	224	1,533	7,060
HELLENIC EXCHANGES-A.S.E. (CR)	32	422	1,064
HELLENIC PETROLEUM (CR)	59	260	1,549
INTRACOM HOLDINGS (CR)	116	2,461	5,369
JUMBO SA (CR)	144	353	993
LAMDA DEVELOPMENT SA (CR)	153	1,817	5,839
MARFIN INVESTMENT GROUP (CR)	60	6,845	30,378
MOTOR OIL (CR)	31	197	719
MYTILINEOS (CR)	205	1,310	6,490
NATIONAL BANK (CR)	471	6,750	13,481
OPAP (CR)	32	113	1,216
OTE (CR)	43	171	1,912
P.P.A. S.A. (CR)	28	127	943
PIRAEUS FINANCIAL HOLD (CR)	186	4,831	33,245
PPC (CR)	371	5,245	20,435
TERNA ENERGY (CR)	226	1,328	5,802
TITAN CEMENT (CB)	27	39	1,325
VIOHALCO SA/NV (CB)	103	7,140	6,307
<b>Index Options</b>	<b>15</b>	<b>195</b>	<b>1,431</b>
FTSE/Athex Large Cap	15	195	1,431
<b>Stock Options</b>	<b>8</b>	<b>45</b>	<b>1,331</b>
ALPHA SERVICES HOLD (CR)	0	0	5
NATIONAL BANK (CR)	0	0	572
OPAP (CR)	0	0	143
OTE (CR)	0	0	65
PIRAEUS FINANCIAL HOLD (CR)	0	0	5
PPC (CR)	8	45	541
<b>Total Derivatives Traded</b>	<b>4,214</b>	<b>110,331</b>	<b>328,891</b>











Number of Outstanding Securities	Nominal Value	Dividends [1] 2019 2020 2021	Date of Last Coupon Dividend [2] Right	Note	Shares	Closing price	% change	Previous closing price/date	Open price	Price min	Price max	Last price	Avg price	Last Bid [7]	Last Ask [7]	P/E after tax	Year	Volume	Trades	Transactions Value[8]	Company Mkt Value (thou. €)	Year low	Year high	Sector[4]
<b>Suspension Status</b>																								
5,867,311	0.300	---	---	---	11/08/2010 28/04/2017 5243	DIONIC (CR)	0.11	---	0.11	30/06/2020	---	---	---	---	---	---	---	---	---	---	645.40	0.11	0.11	50205010
66,948,210	0.300	---	---	---	22/09/2015 22/09/2015 5179	FOLLI FOLLIE (CR)	4.8	---	4.8	24/05/2018	---	---	---	---	---	---	---	---	---	---	321,351.41	4.8	4.8	40401030
12,417,000	0.310	---	---	---	27/08/2019 28/08/2017 5233	MLS MULTIMEDIA SA (CR)	0.57	---	0.57	12/05/2020	---	---	---	---	---	---	---	---	---	---	7,077.69	0.57	0.57	10101015
33,301,715	0.320	---	---	---	27/06/2003 08/07/2009 5241	AEGEK (CR)	0.035	---	0.035	25/06/2020	---	---	---	---	---	---	---	---	---	---	1,165.56	0.035	0.035	50101010
4,737,503	0.320	---	---	---	22/06/2005 22/09/2015 5115	VARANGIS AVEPE S.A. (CR)	0.11	---	0.11	02/03/2022	---	---	---	---	---	---	---	---	---	---	521.13	0.11	0.11	40202015
77,126,446	0.340	---	---	---	23/05/2005 18/08/2011 5206	G.E. DIMITRIOU (CR)	0.0125	---	0.0125	30/04/2019	---	---	---	---	---	---	---	---	---	---	964.08	0.0125	0.0125	40202020
7,085,888	1.59	---	---	---	02/07/1996 06/09/2010 5216	ELVIEK (CR)	2.6	---	2.6	30/09/2019	---	---	---	---	---	---	---	---	---	---	18,423.31	2.6	2.6	35101010
25,179,640	0.600	---	---	---	08/08/1994 19/09/2000 5191	J.BOUTARIS & SON (CR)	0.026	---	0.026	01/10/2018	---	---	---	---	---	---	---	---	---	---	742.45	0.026	0.026	45101015
1,540,000	0.600	---	---	---	08/08/1994 19/09/2000 5192	J.BOUTARIS & SON (PR)	0.057	---	0.057	01/10/2018	---	---	---	---	---	---	---	---	---	---	742.45	0.057	0.057	45101015
7,734,375	1.00	---	---	---	09/07/2007 07/01/2011 5266	LIVANIS SA (CR)	0.185	---	0.185	03/05/2022	---	---	---	---	5419@0.148	---	---	---	---	---	1,430.86	0.136	0.2	40301030

## Shares' Notes

Code	Note text
( )	- Adjusted dividends.
*	- Last adjusted closing price.
[1]	- Net dividends.
[2]	- The "Date of Last Coupon" for New listings refers to the date company's stocks started to trade in Athex
[3]	- The Company Market Value is referred to the number of outstanding shares
[4]	- Sectors codification can be found in Appendix A
[5]	- The Market Value refers to the total number of shares listed (including their several classes) in the exchange by the company.
[6]	- P/E greater than 100
[7]	- Last view of the Order Book before the end of the trading session
[8]	- All Blocks Methods' Transactions Value are included.
4750	- Transfer to the Under Surveillance Category from 8/4/2011.
4912	- Transfer to the Surveillance Category as of 31/7/2012.
4955	- Transfer to the Surveillance Category as from 5/4/2013.
4957	- Transfer to the Surveillance Category as from 5/4/2013.
4958	- Transfer to the Surveillance Category as from 5/4/2013.
4959	- Transfer to the Surveillance Category as from 5/4/2013.
5093	- Transfer to the Surveillance Category as of 8/4/2015.
5115	- Transfer to the Surveillance Category as of 15/04/2016.
5141	- Transfer to the Surveillance Category as of 10/05/2017.
5160	- Transfer to the Surveillance Category as of 15/04/2016.
5162	- Transfer to the Under Supervision Category as of 21/12/2009.
5165	- Transfer to the Surveillance Category as of 15/02/2018.
5179	- Suspension of trading as of 25/05/2018.
5191	- Suspension of trading as of 02/10/2018.
5192	- Suspension of trading as of 02/10/2018.
5193	- Transfer to the Surveillance Category as of 25/10/2018.
5194	- Transfer to the Surveillance Category as of 25/10/2018.
5197	- Transfer to the Surveillance Category as of 07/11/2018.
5206	- Suspension of trading as of 02/05/2019.
5216	- Suspension of trading as of 01/10/2019.
5232	- Transfer to the Under Surveillance Category from 08/04/2011.
5233	- Suspension of trading as of 13/05/2020.
5241	- Suspension of trading as of 26/06/2020.
5243	- Suspension of trading as of 01/07/2020.
5245	- Transfer to the Surveillance Category as of 09/07/2020.
5246	- Transfer to the Surveillance Category as of 09/07/2020.
5248	- Transfer to the Surveillance Category as of 06/09/20116.
5253	- Transfer to the Surveillance Category as of 14/5/2021.
5266	- Suspension of trading as of 04/05/2022.

## Securities Blocks Details

Securities	Block Volume	Price	Block Trade Value	Time of approval	Note
OTE (CR)	25,000	16.01	400,250.00	11:02:05	20
OTE (CR)	56,275	16.27	915,594.25	11:49:30	20
EUROBANK HOLDINGS (CR)	850,000	0.874	743,240.00	12:14:39	20
OPAP (CR)	37,744	13.77	519,734.88	13:28:18	20
ELGEKA SA (CR)	606,650	0.450	272,992.50	16:25:48	20
PIRAEUS FINANCIAL HOLD (CR)	37,388,745	0.985	36,812,958.33	17:16:01	20
EUROBANK HOLDINGS (CR)	423,494	0.859	363,950.74	17:17:19	20

## Blocks Notes

9 - Method 6-1 / Special Fees

10 - Method 6-1 / Special Fees, SDS

14 - Method 6-3 / Settlement, Incomplete Buy and Sell

18 - Method 6-2 / SPOT 1

19 - Method 6-2 / SPOT 2

20 - Method 6-1 and Method 6-1 Same Day Settlement

21 - Other Pre-agreed

**Shares Rights Details**

Occured date	Exercise from	Exercise until	Trading until	Rights	Price min	Price max	Closing price	Last Bid	Last Ask	Volume	Trades	Transactions Value
--------------	---------------	----------------	---------------	--------	-----------	-----------	---------------	----------	----------	--------	--------	--------------------

No Rights Transactions.



---

**Forced Sales Details**

---

Securities	Category of Security	Transactions Volume	Number of Trades	Transactions Value	Note
------------	----------------------	------------------------	---------------------	-----------------------	------

---

No Forced Transactions.

---

---

**Forced Sales Notes**

---

- 1 - Compulsory Public Forced Sales
- 2 - Forced Sales of Fixed Registered Shares
- 3 - Forced Sales of Remaining Fractional Shares

## Exchange Traded Funds (ETFs) Characteristics

	Transactions Date (T)	Creation / Redemption	Units (T-1)	New Units (T-1)	Redemption Units (T-1)	Units (T) [1]	Fund Assets [2]	Net Unit Price	Dividend per Unit	Dividend Date
ALPHA ETF FTSE Athex Large Cap	17/06/2022	5,000	882,175	---	---	882,175	17,525,230.00	19.8659	0.71	01/07/2021

## ETFs Notes

[1] - Units (T) = Units (T-1) + New Units (T-1) - Redemption Units (T-1)

[2] - The Creation / Redemption Units of T-1 are included.

## Non Convertible Corporate Bonds - Regulated Market

Num Listed Bonds	Nominal price	Issue price	Today's Rate	Exp. Date	Duration (years)	Note	Coupon		Trading Unit	Corporate Bonds	Accrued Int.	Yield.T.Mat	Price min	Price max	Closing price	Previous closing price/date	Volume	Transactions Value	Last order		ear min	Year max		
							Common	Preferred											Price	Buy / Sell			Date	
300,000	1,000.00	1,000.00	2.30	14/12/2028	7	---	2	---	1	GEK TERNA S.A. (Non Convertible)	0.4472	3.9720	90.0000	91.3500	91.0250	90.0000	16/06/2022	63,000	56,783.67	90.0001	B	17/06/2022	87.9280	100.0000
320,000	1,000.00	1,000.00	3.40	21/07/2027	7	---	4	---	1	LAMDA DEVELOPMENT S.A. (Non Convertible)	14.2611	4.3000	95.0000	95.2000	95.0000	95.0000	16/06/2022	53,000	51,181.56	94.0000	B	17/06/2022	93.0000	102.0000
200,000	1,000.00	1,000.00	2.10	27/10/2027	7	---	4	---	1	O.P.A.P. S.A. (Non Convertible)	3.2083	2.4460	96.6000	97.9999	97.9299	96.5670	16/06/2022	20,000	19,650.15	96.6000	B	17/06/2022	94.5000	101.7500
200,000	1,000.00	1,000.00	1.90	23/03/2028	7	---	3	---	1	MOTOR OIL CORINTH REFINERIES SA (Non Convertible)	4.7500	4.0440	89.4000	89.5000	89.4000	89.0730	16/06/2022	50,000	44,984.50	89.0001	B	17/06/2022	88.7317	99.2000
100,000	1,000.00	1,000.00	2.70	25/05/2026	5	---	3	---	1	COSTAMARE PARTICIPATIONS PLC (Non Convertible)	2.0250	3.8730	---	---	---	95.5530	16/06/2022	---	---	95.0200	B	17/06/2022	95.3065	102.0000
300,000	1,000.00	1,000.00	2.30	20/07/2028	7	---	2	---	1	PRODEA REIC S.A.(Non Convertible)	9.7111	4.9590	86.0000	87.5000	86.9245	87.6290	16/06/2022	40,000	35,105.59	86.3500	B	17/06/2022	86.9245	98.1000
150,000	1,000.00	1,000.00	2.65	22/10/2026	5	---	2	---	1	CPLP SHIPPING HOLDINGS PLC (Non Convertible)	4.1222	3.6390	95.9900	96.0000	95.9983	96.0750	16/06/2022	18,000	17,353.90	95.1001	B	17/06/2022	94.1000	100.0000
500,000	1,000.00	1,000.00	2.75	03/07/2027	7	---	4	---	1	GEK TERNA S.A. (Non Convertible)	12.9097	4.1830	92.9990	93.7000	92.9995	93.6410	16/06/2022	45,000	42,465.84	92.6500	B	17/06/2022	90.5000	99.0000
120,000	1,000.00	1,000.00	2.65	06/12/2028	7	---	2	---	1	NOVAL PROPERTY REIC (Non Convertible)	1.1042	4.7800	88.1500	90.0759	89.0145	87.3280	16/06/2022	31,000	27,628.72	87.1732	B	17/06/2022	87.3283	100.0000
175,000	1,000.00	1,000.00	3.40	26/07/2024	5	---	6	---	1	ATTICA HOLDINGS S.A. (Non Convertible)	13.7889	4.5220	96.7000	97.0000	96.9310	95.2200	16/06/2022	29,000	28,509.88	95.5001	B	17/06/2022	94.5217	99.4500
100,000	1,000.00	1,000.00	2.95	11/02/2027	5	---	1	---	1	SAFE BULKERS PARTICIPATIONS PLC (Non Convertible)	10.6528	5.1520	---	---	---	91.4350	15/06/2022	---	---	91.0100	B	17/06/2022	91.4350	100.0000
200,000	1,000.00	1,000.00	3.60	12/03/2026	7	---	7	---	1	AEGEAN AIRLINES S.A. (Non Convertible)	9.9000	3.9200	93.2601	97.3999	97.3999	95.0250	16/06/2022	52,000	50,014.22	95.2001	B	17/06/2022	95.0250	101.3000
150,000	1,000.00	1,000.00	2.60	22/10/2026	7	---	6	---	1	TERNA ENERGY FINANCE S.A. (Non Convertible)	4.0444	4.1870	93.0000	93.0000	93.0000	94.0570	15/06/2022	2,000	1,868.09	93.0000	B	17/06/2022	92.1000	99.9900
100,000	1,000.00	1,000.00	2.80	25/01/2027	5	---	1	---	1	PREMIA S.A. (Non Convertible)	11.4333	5.0150	---	---	---	91.4000	16/06/2022	---	---	88.4103	B	17/06/2022	91.4000	99.5000
120,000	1,000.00	1,000.00	3.95	04/04/2025	7	---	9	---	1	GEK TERNA S.A. (Non Convertible)	8.5583	3.6700	99.0000	100.3000	99.1318	100.0000	16/06/2022	110,000	109,986.42	98.3000	B	17/06/2022	99.1318	103.2000
90,000	1,000.00	1,000.00	3.00	11/05/2023	5	---	9	---	1	CORAL A.E. (Non Convertible)	3.4167	1.9720	100.7000	100.7000	100.7000	100.5000	16/06/2022	167,000	168,739.58	100.7000	B	17/06/2022	99.3750	102.0000
20,148	1,000.00	1,000.00	4.95	26/06/2023	5	---	8	---	1	B&F COMM. & GARM. INDUS. S.A. (Non Convertible)	24.2000	4.1260	100.0000	100.0000	100.0000	100.0000	16/06/2022	40,000	40,968.00	97.5010	B	17/06/2022	99.0000	102.0000
250,000	1,000.00	1,000.00	2.45	16/11/2028	7	---	2	---	1	ELVALHALCOR S.A. (Non Convertible)	2.4500	4.0460	91.2000	92.0000	91.4750	89.7500	16/06/2022	31,000	28,484.95	91.2000	B	17/06/2022	89.7500	100.2900

## Corporate Bonds Notes

Transactions Volume = (Pieces) \* (Nominal Price). Transactions Value = (Pieces) \* (Nominal Price) \* (price %) + (Accrued interest).

The price of a Bond is stated as a percentage (%) of Bond's Nominal Price.

Nominal Price in Euros (€), except if it is noted differently.

## Government Bonds

Number Listed Bonds	Nominal price	Today's Rate	Accrued Interest Calc	Exp. Date [1]	Duration (years)	Note	Coupons Date	Curr. coupon value	Trading Unit	Government Bonds	Price min	Price max	Closing price	Previous closing price/date	Volume	Transactions Value	Price	Last order Buy / Sell	Date
3,000,000	1,000.00	4.38	Actual/Actual	01/08/2022	5	---	01/08	4.38	1	GGB-FXD-010822-05Y-4.375-1.000	---	---	---	---	---	---	1.0000	B	28/11/2018
4,500,000	1,000.00	1.88	Actual/Actual	04/02/2035	15	---	04/02	1.88	1	GGB-FXD-040235-15Y-1.875-1.000	---	---	---	---	---	---	---	---	---
2,500,000	1,000.00	3.45	Actual/Actual	02/04/2024	5	---	02/04	3.45	1	GGB-FXD-020424-05Y-3.450-1.000	---	---	---	---	---	---	---	---	---
6,000,000	1,000.00	0.75	Actual/Actual	18/06/2031	10	---	18/06	0.75	1	GGB-FXD-180631-10Y-0.750-1.000	---	---	---	---	---	---	---	---	---
4,355,990,324	1.00	3.50	Actual/Actual	30/01/2023	5	---	01/02 - 31/01	3.50	1	GGB-FXD-300123-05Y-3.500-1.000	---	---	---	94.5720 13/07/2018	---	---	1.0000	B	28/11/2018
5,962,747,327	1.00	3.75	Actual/Actual	30/01/2028	10	---	/02 - 01/02 - 31/	3.75	1	GGB-FXD-300128-10Y-3.750-1.000	---	---	---	85.4610 13/07/2018	---	---	1.0000	B	28/11/2018
7,067,309,386	1.00	3.90	Actual/Actual	30/01/2033	15	---	/02 - 01/02 - 31/	3.90	1	GGB-FXD-300133-15Y-3.900-1.000	---	---	---	78.6730 13/07/2018	---	---	1.0000	B	28/11/2018
5,472,848,349	1.00	4.00	Actual/Actual	30/01/2037	19	---	/02 - 01/02 - 31/	4.00	1	GGB-FXD-300137-19Y-4.000-1.000	---	---	---	77.0370 13/07/2018	---	---	1.0000	B	28/11/2018
5,276,770,669	1.00	4.20	Actual/Actual	30/01/2042	24	---	/02 - 01/02 - 31/	4.20	1	GGB-FXD-300142-24Y-4.200-1.000	---	---	---	77.7640 13/07/2018	---	---	1.0000	B	28/11/2018
119,550,565	1.00	4.30	Actual/Actual	24/02/2023	11	---	24/02	4.30	1	GGB-FXD-240223-11Y-2.000-1.000	---	---	---	10.0000 22/06/2015	---	---	10.0000	B	11/07/2019
48,794,718	1.00	4.30	Actual/Actual	24/02/2024	12	---	24/02	4.30	1	GGB-FXD-240224-12Y-2.000-1.000	---	---	---	10.0000 22/06/2015	---	---	---	---	---
40,248,141	1.00	4.30	Actual/Actual	24/02/2025	13	---	24/02	4.30	1	GGB-FXD-240225-13Y-2.000-1.000	---	---	---	10.0000 22/06/2015	---	---	---	---	---
59,586,043	1.00	4.30	Actual/Actual	24/02/2026	14	---	24/02	4.30	1	GGB-FXD-240226-14Y-2.000-1.000	---	---	---	10.0000 22/06/2015	---	---	---	---	---
41,118,344	1.00	4.30	Actual/Actual	24/02/2027	15	---	24/02	4.30	1	GGB-FXD-240227-15Y-2.000-1.000	---	---	---	10.0000 22/06/2015	---	---	---	---	---
45,137,734	1.00	4.30	Actual/Actual	24/02/2028	16	---	24/02	4.30	1	GGB-FXD-240228-16Y-2.000-1.000	---	---	---	10.0000 22/06/2015	---	---	---	---	---
61,768,888	1.00	4.30	Actual/Actual	24/02/2029	17	---	24/02	4.30	1	GGB-FXD-240229-17Y-2.000-1.000	---	---	---	10.0000 22/06/2015	---	---	---	---	---
54,567,744	1.00	4.30	Actual/Actual	24/02/2030	18	---	24/02	4.30	1	GGB-FXD-240230-18Y-2.000-1.000	---	---	---	10.0000 22/06/2015	---	---	---	---	---
37,541,515	1.00	4.30	Actual/Actual	24/02/2031	19	---	24/02	4.30	1	GGB-FXD-240231-19Y-2.000-1.000	---	---	---	10.0000 22/06/2015	---	---	---	---	---
37,558,317	1.00	4.30	Actual/Actual	24/02/2032	20	---	24/02	4.30	1	GGB-FXD-240232-20Y-2.000-1.000	---	---	---	10.0000 22/06/2015	---	---	---	---	---
37,473,732	1.00	4.30	Actual/Actual	24/02/2033	21	---	24/02	4.30	1	GGB-FXD-240233-21Y-2.000-1.000	---	---	---	10.0000 22/06/2015	---	---	---	---	---
33,888,293	1.00	4.30	Actual/Actual	24/02/2034	22	---	24/02	4.30	1	GGB-FXD-240234-22Y-2.000-1.000	---	---	---	10.0000 22/06/2015	---	---	---	---	---
35,177,800	1.00	4.30	Actual/Actual	24/02/2035	23	---	24/02	4.30	1	GGB-FXD-240235-23Y-2.000-1.000	---	---	---	10.0000 22/06/2015	---	---	---	---	---
35,547,268	1.00	4.30	Actual/Actual	24/02/2036	24	---	24/02	4.30	1	GGB-FXD-240236-24Y-2.000-1.000	---	---	---	10.0000 22/06/2015	---	---	---	---	---
40,246,306	1.00	4.30	Actual/Actual	24/02/2037	25	---	24/02	4.30	1	GGB-FXD-240237-25Y-2.000-1.000	---	---	---	10.0000 22/06/2015	---	---	---	---	---
37,643,952	1.00	4.30	Actual/Actual	24/02/2038	26	---	24/02	4.30	1	GGB-FXD-240238-26Y-2.000-1.000	---	---	---	10.0000 22/06/2015	---	---	---	---	---
36,977,100	1.00	4.30	Actual/Actual	24/02/2039	27	---	24/02	4.30	1	GGB-FXD-240239-27Y-2.000-1.000	---	---	---	10.0000 22/06/2015	---	---	---	---	---
41,615,000	1.00	4.30	Actual/Actual	24/02/2040	28	---	24/02	4.30	1	GGB-FXD-240240-28Y-2.000-1.000	---	---	---	10.0000 22/06/2015	---	---	---	---	---
42,227,208	1.00	4.30	Actual/Actual	24/02/2041	29	---	24/02	4.30	1	GGB-FXD-240241-29Y-2.000-1.000	---	---	---	10.0000 22/06/2015	---	---	---	---	---
68,288,487	1.00	4.30	Actual/Actual	24/02/2042	30	---	24/02	4.30	1	GGB-FXD-240242-30Y-2.000-1.000	---	---	---	10.0000 22/06/2015	---	---	---	---	---
4,000,000	1,000.00	3.88	Actual/Actual	12/03/2029	10	---	12/03	3.88	1	GGB-FXD-120329-10Y-3.875-1.000	---	---	---	---	---	---	100.0000	B	15/10/2019
4,500,000	1,000.00	0.00	Actual/Actual	12/02/2026	5	---	12/02	0.00	1	GGB-FXD-120226-05Y-0.000-1.000	---	---	---	---	---	---	---	---	---
3,000,000	1,000.00	3.38	Actual/Actual	15/02/2025	7	---	15/02	3.38	1	GGB-FXD-150225-07Y-3.375-1.000	---	---	---	---	---	---	---	---	---
250,250	1,000.00	2.90	Actual/Actual	20/03/2023	4	---	20/03	2.90	1	GGB-FXD-200323-04Y-2.900-1.000	---	---	---	---	---	---	---	---	---
964,000	1,000.00	3.25	Actual/Actual	20/03/2025	6	---	20/03	3.25	1	GGB-FXD-200325-06Y-3.250-1.000	---	---	---	---	---	---	---	---	---

## Government Bonds Notes

Transactions Volume = (Pieces) \* (Nominal Price). Transactions Value = (Pieces) \* (Nominal Price) \* (price %) + (Accrued interest).

The Value of current coupon for the issues with NV 0.01 euro refers to NV 100 euros

FLR: Floating Interest Rate.

[1] - The Expiration Date of the interest bearing period and the Date for coupon payment.

## Government Bonds

Number Listed Bonds	Nominal price	Today's Rate	Accrued Interest Calc	Exp. Date [1]	Duration (years)	Note	Coupons Date	Curr. coupon value	Trading Unit	Government Bonds	Price min	Price max	Closing price	Previous closing price/date	Volume	Transactions Value	Price	Last order Buy / Sell	Date
2,100,000	1,000.00	3.55	Actual/Actual	20/03/2026	7	---	20/03	3.55	1	GGB-FXD-200326-07Y-3.550-1.000	---	---	---	---	---	---	---	---	---
40,000	1,000.00	0.22	FLR Actual/360	16/09/2022	1	---	16/03 - 16/09	---	1	GGB-FLT-160922-01Y-0.108-1.000	---	---	---	---	---	---	---	---	---
5,500,000	1,000.00	1.50	Actual/Actual	18/06/2030	10	---	18/06	1.50	1	GGB-FXD-180630-10Y-1.500-1.000	---	---	---	---	---	---	---	---	---
5,364,250	1,000.00	3.25	Actual/Actual	20/03/2050	30	---	20/03	3.25	1	GGB-FXD-200350-30Y-3.250-1.000	---	---	---	---	---	---	---	---	---
3,924,361	1,000.00	2.00	Actual/Actual	22/04/2027	7	---	22/04	2.00	1	GGB-FXD-220427-07Y-2.000-1.000	---	---	---	---	---	---	99.9000	B	22/04/2020
2,500,000	1,000.00	1.88	Actual/Actual	23/07/2026	7	---	23/07	1.88	1	GGB-FXD-230726-07Y-1.875-1.000	---	---	---	---	---	---	---	---	---
3,500,000	1,000.00	1.88	Actual/Actual	24/01/2052	30	---	24/01	1.88	1	GGB-FXD-240152-30Y-1.875-1.000	---	---	---	---	---	---	---	---	---
3,000,000	1,000.00	1.75	Actual/Actual	18/06/2032	10	---	18/06	1.75	1	GGB-FXD-180632-10Y-1.750-1.000	---	---	---	---	---	---	---	---	---

## Government Bonds Notes

Transactions Volume = (Pieces) \* (Nominal Price). Transactions Value = (Pieces) \* (Nominal Price) \* (price %) + (Accrued interest).

The Value of current coupon for the issues with NV 0.01 euro refers to NV 100 euros

FLR: Floating Interest Rate.

[1] - The Expiration Date of the interest bearing period and the Date for coupon payment.

Treasury Bills & Zero Coupon Government Bonds

Issue Date	13-Week Maturity									26-Week Maturity							52-Week Maturity										
	Exp. Date	Initial Rate	Num Listed Bonds	Nominal price	Issue price	Last Trade Price	Last Trade Date	Volume Traded	Note	Exp. Date	Initial Rate	Num Listed Bonds	Nominal price	Issue price	Last Trade Price	Last Trade Date	Volume Traded	Note	Exp. Date	Initial Rate	Num Listed Bonds	Nominal price	Issue price	Last Trade Price	Last Trade Date	Volume Traded	Note
10/09/2021	---	---	---	---	---	---	---	---	---	---	---	---	---	---	---	---	---	---	09/09/2022	-0.31	1,000,000	1,000.00	1,003.14	---	---	---	---
10/12/2021	---	---	---	---	---	---	---	---	---	---	---	---	---	---	---	---	---	---	09/12/2022	-0.40	600,000	1,000.00	1,004.06	---	---	---	---
11/03/2022	---	---	---	---	---	---	---	---	---	---	---	---	---	---	---	---	---	---	10/03/2023	-0.23	1,000,000	1,000.00	1,002.30	---	---	---	---

Bonds in Circulation	Currency / Min nominal traded Value	Coupons Payment Date	Current Coupon Value	Note	Coupon	Trading Unit	Issue Date	Duration (years)	Today's Interest	A.I.C in days	Bonds	Last price of previous days		Last Outcry in Cash (euro)			Trades in Pieces	Life min	Life Max
												Price	Buy / Sell	Date	Price	Buy / Sell			
<b>Corporate Bonds in Foreign Currency and Euro</b>																			
103,746	GBP / 10	01/12	0.25	---	63	1	01/12/1930	98	2.5	360	National Mortgage Bank	2.27	05/02/1996	2.27	S	05/02/1996	---	2.27	2.27
0	GBP / 10	01/12	0.25	---	65	1	01/12/1928	100	2.5	360	National Mortgage Bank	---	---	---	---	---	---	---	---

## Government Bonds Notes

A.I.C: Accrued Interest Calculation base.

FLR: Floating Interest Rate.

The minimum tradeable Nominal Value for all Demeterialised Government Titles is 100 Euros.

(μφρ-0)

## Athex &amp; ATHEXClear Members List

Member Name				Stock Market			Derivatives Market		ATHEXClear Member	
	Address	Phone	Fax	Market Member	Remote Member	Market Maker	Proprietary	Market Maker	General Clearing	Direct Clearing
A. SARRIS SECURITIES S.A.				a						
6, ΔΡΑΓΑΤΣΑΝΙΟΥ 6 ΑΘΗΝΑ	2103367700									
AEONIC SECURITIES C.I.F. P.L.C.				a	a					
, ΛΑΪΟΥ 6, ΓΡ. 301B, ANNA COURT	35725337600									
ALPHA BANK S.A.									a	
, ΣΤΑΔΙΟΥ 40 ΑΘΗΝΑ	2103260000									
ALPHA FINANCE INVESTMENT SERVICES SINGLE MEMBER SA				a		a	a	a		a
5, ΜΕΡΛΙΝ 5 ΑΘΗΝΑ	2103677400									
ARGUS STOCKBROKERS LTD				a	a		a			
25, 25 ΛΕΩΦΟΡΟΣ ΔΗΜΟΣΘΕΝΗ ΣΕΒΕΡΗ	0035722717000									
ATLANTIC SECURITIES LTD				a	a					
37, ΠΡΟΔΡΟΜΟΥ 37	0035722445400									
AXON SECURITIES S.A.				a			a			
48, ΣΤΑΔΙΟΥ 48 ΑΘΗΝΑ	2103363800									
BETA SECURITIES S.A.				a		a	a			a
29, Α.ΑΛΕΞΑΝΔΡΑΣ 29 ΑΘΗΝΑ	2106478930									
BNP PARIBAS SECURITIES SERVICES									a	
2, ΛΑΜΨΑΚΟΥ 2 ΑΘΗΝΑ	2107468500									
BOFA SECURITIES EUROPE SA				a	a					
, 112 AVENUE KL'BER 75116	+33 153655555									
CAPITAL SECURITIES S.A.				a			a			
58, ΜΗΤΡΟΠΟΛΕΩΣ 58 ΑΘΗΝΑ	2103369700									
CFS SECURITIES INVESTMENT SERVICES S.A.				a						
3, ΠΑΠΑΡΡΗΓΟΠΟΥΛΟΥ 3 ΑΘΗΝΑ	2103360800									
CITIGROUP GLOBAL MARKETS EUROPE AG				a	a					
16, REUTERWEG 16	+49 691366-0									
CITIGROUP GLOBAL MARKETS LIMITED				a						
1, 33 CANADA SQUARE - CANARY WHARF	+44 02079864000									
CREDIT SUISSE BANK (EUROPE), S.A.				a	a					
, CALLE AYALA 42, 3A PLANTA-B MADRID	+34917916000									
CREDIT SUISSE SECURITIES (EUROPE) LIMITED				a						
1, ONE CABOT SQUARE LONDON	+44 2078888888									
CYCLOS SECURITIES S.A.				a			a			
39, ΠΑΝΕΠΙΣΤΗΜΙΟΥ 39 ΑΘΗΝΑ	2103364300									
DEUTSCHE BANK S.A.					a					
1, GREAT WINCHESTER STREET LONDON	+44 20 754 54209	00441133361437								
EUROBANK EQUITIES INVESTMENT FIRM SINGLE MEMBER SA				a		a	a	a		a
, ΦΙΛΕΛΗΝΩΝ 10 & ΞΕΝΟΦΩΝΤΟΣ 13 ΑΘΗΝΑ	2103720425									
EUROBANK S.A.									a	
, ΟΘΩΝΟΣ 8 ΑΘΗΝΑ	2103337000									
EUROCORP INVESTMENT SERVICES S.A.				a			a			a
14, ΠΛ.ΦΙΛΙΚΗΣ ΕΤΑΙΡΕΙΑΣ 14 ΑΘΗΝΑ	2107263600									
EUROTRUST INVESTMENT FIRM SA				a						
113, ΣΕΒΑΣΤΟΥΠΟΛΕΩΣ 113 ΑΘΗΝΑ	2103363100									
EUROXX SECURITIES S.A.				a		a	a	a		a
7, ΠΑΛΑΙΟΛΟΓΟΥ ΧΑΛΑΝΔΡΙ	(210)-6879400	(210)-6879401								
7, ΠΑΛΕΟΛΟΓΟΥ ΧΑΛΑΝΔΡΙ	+30 2106879400	210-6879401								
G. A. PERVANAS SECURITIES- INVESTMENT SERVICES S.A.				a						
7-9, ΣΟΦΟΚΛΕΟΥΣ 7-9 ΑΘΗΝΑ	2103727200									
GLOBAL CAPITAL SECURITIES & FINANCIAL SERVICES LTD				a	a					
50, ΛΑΡΧΙΕΠΙΣΚΟΠΟΥ ΜΑΚΑΡΙΟΥ Γ50	0035722710710									
HELLENIC AMERICAN SECURITIES S.A.				a		a	a			a
27, ΑΝΔΡΕΑ ΠΑΠΑΝΔΡΕΟΥ 27 ΜΑΡΟΥΣΙ	2103311100									
HELLENIC BANK (INVESTMENTS) LTD					a					
, ΑVE.ΚΥΡΙΑΚΟΥ ΜΑΤΣΙ 31 - ΡΟ BOX 24747 NICOSIA	+357 22500100	357 22500110								
HSBC CONTINENTAL EUROPE									a	
109-111, Α.ΜΕΣΟΓΕΙΩΝ 109-111	2106960000									
INDEX SECURITIES S.A.				a						
6, ΔΡΑΓΑΤΣΑΝΙΟΥ 6 ΑΘΗΝΑ	2103213920									
J. CHR. MAVRIKIS SECURITIES S.A.				a						
5, ΣΟΦΟΚΛΕΟΥΣ 5 ΑΘΗΝΑ	2103216730									
ΚΑΡΡΑ SECURITIES S.A.				a			a			
15, ΒΑΛΑΩΡΙΤΟΥ 15 ΑΘΗΝΑ	2103678600									



## Athex &amp; ATHEXClear Members List

Member Name				Stock Market			Derivatives Market		ATHEXClear Member	
	Address	Phone	Fax	Market Member	Remote Member	Market Maker	Proprietary	Market Maker	General Clearing	Direct Clearing
KARAMANOF SECURITIES & INVESTMENT SERVICES S.A.				a						
2, ΠΛ.ΑΓ.ΘΕΟΔΩΡΩΝ 2 ATHINA	2103212947									
LAIKI FINANCIAL SERVICES LTD					a					
26, AVE. VYRONOS NICOSIA	357 22367367	357 22718567								
LEON DEPOLAS SECURITIES S.A.				a		a	a			
1, ΧΡΗΣΤΟΥ ΛΑΔΑ 1 ATHINA	2103213276 -28									
MEGA EQUITY SECURITIES & FINANCIAL SERVICES PUBLIC LTD				a	a		a			
42-44, ΛΕΩΦ.ΓΡΙΒΑ ΔΙΓΓΕΝΗ 42-44	0035722711711									
MERIT SECURITIES S.A				a		a	a			a
5, ΣΟΦΟΚΛΕΟΥΣ 5 ATHINA	2103671880									
MERRILL LYNCH INTERNATIONAL				a						
2, 2 KING EDWARD STREET LONDON	+44 20276281000									
N. CHRYSOCHOIDIS SECURITIES S.A.				a			a			a
7-9, ΣΟΦΟΚΛΕΟΥΣ 7-9 ATHINA	2103213913									
NATIONAL BANK OF GREECE S.A.				a			a		a	
86, ΑΙΟΛΟΥ STR. ATHINA	(210)-3341000	(210)-3228187								
68, ΑΚΑΔΙΜΙΑΣ STR. ATHINA	(210)-3328817	(210)-3328678								
NATIONAL SECURITIES SINGLE MEMBER SA				a		a	a	a		
66, ΛΕΩΦΟΡΟΣ ΑΘΗΝΩΝ 128-132 & ΙΦΙΓΕΝΙΑΣ ATHINA	2103328784									
NUNTIUS BROKERAGE AND INVESTMENT SERVICES S.A				a						
6, ΔΡΑΓΑΤΣΑΝΙΟΥ 6 ATHINA	2103350599									
ONE PLUS CAPITAL LIMITED				a	a					
, 75 PRODROMOU AVENUE NICOSIA 1307	35722873760									
OPTIMA BANK S.A.				a		a	a	a	a	
32, ΑΙΓΙΑΛΕΙΑΣ 32 & ΠΑΡΑΔΕΙΣΟΥ MAROUSI	2108173663									
PANTELAKIS SECURITIES S.A.				a		a	a	a		
57, ΕΘΝΙΚΗΣ ΑΝΤΙΣΤΑΣΕΩΣ 57, ΚΤΙΠΙΟ Β CHALANDRI	2106965000									
PEGASUS SECURITIES S.A				a			a			
17, ΒΑΛΑΩΡΙΤΟΥ 17 & ΑΜΕΡΙΚΗΣ ATHINA	2103670700									
PIRAEUS BANK S.A.				a			a		a	
, ΑΜΕΡΙΚΗΣ 4 ATHINA	2103335000									
PIRAEUS SECURITIES S. A.				a		a	a	a		a
10, ΣΤΑΔΙΟΥ 10 ATHINA	2103354100									
PROCHOICE SECURITIES LTD				a	a					
57, ΛΕΩΦ.ΣΠΥΡΟΥ ΚΥΠΡΙΑΝΟΥ 57, ΑΚΙΝΗΤΑ Φ	035724661192									
SHARELINK SECURITIES & FINANCIAL SERVICES LTD				a			a			
6, HOUSE-ΘΕΟΤΟΚΗ 6 ΜΕΓΑΡΟ ΕΛΛΗΝΑ	+357 22554200									
SOCIETE GENERALE S.A.				a	a		a			
, 17 COURS VALMY, CEDEX	+157290504									
SOLIDUS SECURITIES S.A				a			a			a
64, ΛΟΥΙΖΗΣ ΠΙΑΝΚΟΥΡ 64 ATHINA	2106900600									
ST. EM. LAVRENTAKIS SECURITIES S.A.				a			a			
7-9, ΣΟΦΟΚΛΕΟΥΣ 7-9 ATHINA	2103213336									
THE CYPRUS INVESTMENT & SECURITIES CORPORATION LTD				a	a					
154, ΑΓΙΟΥ ΠΡΟΚΟΠΙΟΥ & ΠΟΣΕΙΔΩΝΟΣ 1	0035722121700									
UBS EUROPE SE				a	a					
, OPERNTURM, BOCKENHEIMER LANDSTRASSE 2-4	496921790									
UBS LIMITED					a					
1, FINSBURY AVENUE LONDON	+44 2075687135									

List of Stocks under Market Making operations

Securities	Market Maker	Start Market Making	Stock Category	Suspension Status
MLS MULTIMEDIA SA (CR)				
	PIRAEUS SECURITIES S. A.	01/08/2019		
ALPHA ETF FTSE Athex Large Cap			Exchange Traded Funds (ETFs)	
	ALPHA FINANCE INVESTMENT SERVICES SINGLE MEMBER SA	02/01/1900		
	NATIONAL SECURITIES SINGLE MEMBER SA	02/01/1900		
ADMIE (IPTO) HOLDING S.A. (CR)			Main Market	
	EUROBANK EQUITIES INVESTMENT FIRM SINGLE MEMBER SA	24/05/2021		
	HELLENIC AMERICAN SECURITIES S.A.	09/03/2020		
	PIRAEUS SECURITIES S. A.	29/06/2017		
AEGEAN AIRLINES (CR)			Main Market	
	EUROBANK EQUITIES INVESTMENT FIRM SINGLE MEMBER SA	22/09/2020		
ALPHA SERVICES HOLD (CR)			Main Market	
	ALPHA FINANCE INVESTMENT SERVICES SINGLE MEMBER SA	29/02/2016		
	EUROBANK EQUITIES INVESTMENT FIRM SINGLE MEMBER SA	22/10/2006		
	HELLENIC AMERICAN SECURITIES S.A.	25/07/2014		
	LEON DEPOLAS SECURITIES S.A.	04/01/2016		
	MERIT SECURITIES S.A	03/09/2012		
	NATIONAL SECURITIES SINGLE MEMBER SA	02/01/1900		
	PIRAEUS SECURITIES S. A.	28/05/2009		
ANDROMEDA SA (CR)			Main Market	
	BETA SECURITIES S.A.	15/02/2021		
AS COMPANY SA (CR)			Main Market	
	EUROBANK EQUITIES INVESTMENT FIRM SINGLE MEMBER SA	01/04/2019		
ATTICA BANK S.A. (CR)			Main Market	
	EUROXX SECURITIES S.A.	22/01/2016		
AUTOHELLAS SA (CR)			Main Market	
	ALPHA FINANCE INVESTMENT SERVICES SINGLE MEMBER SA	01/07/2019		
	EUROXX SECURITIES S.A.	02/07/2018		
AVAX S.A. (CR)			Main Market	
	EUROBANK EQUITIES INVESTMENT FIRM SINGLE MEMBER SA	14/12/2015		
	PIRAEUS SECURITIES S. A.	01/02/2021		
AVE (CR)			Main Market	
	EUROXX SECURITIES S.A.	05/06/2020		
BRIQ PROPERTIES (CR)			Main Market	
	EUROBANK EQUITIES INVESTMENT FIRM SINGLE MEMBER SA	09/09/2019		
	LEON DEPOLAS SECURITIES S.A.	22/02/2021		
BYTE COMPUTER SA (CR)			Main Market	
	MERIT SECURITIES S.A	04/08/2008		
CC HBC AG (CR)			Main Market	
	BETA SECURITIES S.A.	08/03/2021		
	NATIONAL SECURITIES SINGLE MEMBER SA	02/01/1900		
	PIRAEUS SECURITIES S. A.	04/05/2015		
CENERGY HOLDINGS (CB)			Main Market	
	ALPHA FINANCE INVESTMENT SERVICES SINGLE MEMBER SA	02/01/2016		
	EUROBANK EQUITIES INVESTMENT FIRM SINGLE MEMBER SA	02/01/2016		
	OPTIMA BANK S.A.	14/03/2022		
CNL CAPITAL (CR)			Main Market	
	MERIT SECURITIES S.A	01/10/2018		
EKTER SA (CR)			Main Market	
	EUROBANK EQUITIES INVESTMENT FIRM SINGLE MEMBER SA	16/10/2017		
	LEON DEPOLAS SECURITIES S.A.	21/05/2018		
ELASTRON (CR)			Main Market	
	LEON DEPOLAS SECURITIES S.A.	20/02/2017		
ELLAKTOR (CR)			Main Market	
	ALPHA FINANCE INVESTMENT SERVICES SINGLE MEMBER SA	18/03/2019		
	EUROBANK EQUITIES INVESTMENT FIRM SINGLE MEMBER SA	01/06/2012		
	EUROXX SECURITIES S.A.	24/09/2018		
	NATIONAL SECURITIES SINGLE MEMBER SA	02/01/1900		
	PIRAEUS SECURITIES S. A.	22/10/2018		
ELTON SA (CR)			Main Market	
	BETA SECURITIES S.A.	03/09/2012		
	LEON DEPOLAS SECURITIES S.A.	01/04/2019		
ELVALHALCOR (CR)			Main Market	
	ALPHA FINANCE INVESTMENT SERVICES SINGLE MEMBER SA	07/05/2018		
	EUROBANK EQUITIES INVESTMENT FIRM SINGLE MEMBER SA	07/05/2018		
ENTERSOFT (CR)			Main Market	
	EUROBANK EQUITIES INVESTMENT FIRM SINGLE MEMBER SA	22/06/2020		

## List of Stocks under Market Making operations

Securities	Stock Category
Market Maker	Start Market Making
<b>EUROBANK HOLDINGS (CR)</b>	Main Market
ALPHA FINANCE INVESTMENT SERVICES SINGLE MEMBER SA	09/01/2006
EUROBANK EQUITIES INVESTMENT FIRM SINGLE MEMBER SA	01/06/2012
HELLENIC AMERICAN SECURITIES S.A.	25/07/2014
LEON DEPOLAS SECURITIES S.A.	30/11/2018
MERIT SECURITIES S.A	06/11/2017
NATIONAL SECURITIES SINGLE MEMBER SA	02/01/1900
PIRAEUS SECURITIES S. A.	28/09/2009
<b>EYDAP S.A. (CR)</b>	Main Market
ALPHA FINANCE INVESTMENT SERVICES SINGLE MEMBER SA	27/01/2020
EUROBANK EQUITIES INVESTMENT FIRM SINGLE MEMBER SA	10/06/2019
<b>FOURLIS (CR)</b>	Main Market
EUROBANK EQUITIES INVESTMENT FIRM SINGLE MEMBER SA	01/12/2016
PIRAEUS SECURITIES S. A.	06/03/2017
<b>GEK TERNA (CR)</b>	Main Market
BETA SECURITIES S.A.	08/03/2021
EUROBANK EQUITIES INVESTMENT FIRM SINGLE MEMBER SA	24/05/2021
PIRAEUS SECURITIES S. A.	29/08/2019
<b>GR. SARANTIS S.A. (CR)</b>	Main Market
BETA SECURITIES S.A.	14/05/2012
EUROBANK EQUITIES INVESTMENT FIRM SINGLE MEMBER SA	24/10/2016
<b>HELLENIC EXCHANGES-A.S.E. (CR)</b>	Main Market
HELLENIC AMERICAN SECURITIES S.A.	01/09/2014
NATIONAL SECURITIES SINGLE MEMBER SA	02/01/1900
PIRAEUS SECURITIES S. A.	04/05/2015
<b>HELLENIC PETROLEUM (CR)</b>	Main Market
HELLENIC AMERICAN SECURITIES S.A.	14/09/2015
PIRAEUS SECURITIES S. A.	20/03/2017
<b>IDEAL HOLDINGS (CR)</b>	Main Market
EUROBANK EQUITIES INVESTMENT FIRM SINGLE MEMBER SA	07/06/2021
PIRAEUS SECURITIES S. A.	07/06/2021
<b>IKTINOS HELLAS SA (CR)</b>	Main Market
ALPHA FINANCE INVESTMENT SERVICES SINGLE MEMBER SA	01/04/2019
EUROBANK EQUITIES INVESTMENT FIRM SINGLE MEMBER SA	25/02/2019
NATIONAL SECURITIES SINGLE MEMBER SA	02/01/1900
<b>INFORM P. LYKOS (CR)</b>	Main Market
BETA SECURITIES S.A.	31/01/2022
<b>INTERCONTINENTAL (CR)</b>	Main Market
LEON DEPOLAS SECURITIES S.A.	03/06/2019
<b>INTERWOOD-XYLEMPORIA (CR)</b>	Main Market
EUROBANK EQUITIES INVESTMENT FIRM SINGLE MEMBER SA	05/07/2021
PANTELAKIS SECURITIES S.A.	01/07/2021
<b>INTRAKAT (CR)</b>	Main Market
BETA SECURITIES S.A.	04/10/2021
<b>JUMBO SA (CR)</b>	Main Market
BETA SECURITIES S.A.	01/02/2021
EUROBANK EQUITIES INVESTMENT FIRM SINGLE MEMBER SA	25/05/2020
MERIT SECURITIES S.A	06/11/2017
PIRAEUS SECURITIES S. A.	06/03/2017
<b>KARAMOLEGOS SA (CR)</b>	Main Market
EUROXX SECURITIES S.A.	04/10/2019
<b>KLOUKINAS - LAPPAS SA (CR)</b>	Main Market
BETA SECURITIES S.A.	22/09/2014
<b>KRI-KRI S.A. (CR)</b>	Main Market
EUROBANK EQUITIES INVESTMENT FIRM SINGLE MEMBER SA	07/05/2018
LEON DEPOLAS SECURITIES S.A.	16/01/2017
<b>LAMDA DEVELOPMENT SA (CR)</b>	Main Market
EUROBANK EQUITIES INVESTMENT FIRM SINGLE MEMBER SA	08/12/2014
PANTELAKIS SECURITIES S.A.	06/11/2017
PIRAEUS SECURITIES S. A.	29/06/2017
<b>LAMPSA HOTEL SA (CR)</b>	Main Market
LEON DEPOLAS SECURITIES S.A.	16/01/2017
<b>MARFIN INVESTMENT GROUP (CR)</b>	Main Market
EUROBANK EQUITIES INVESTMENT FIRM SINGLE MEMBER SA	23/03/2015
PIRAEUS SECURITIES S. A.	02/02/2009

## List of Stocks under Market Making operations

Securities	Stock Category
Market Maker	Start Market Making
<b>MOTOR OIL (CR)</b>	<b>Main Market</b>
BETA SECURITIES S.A.	08/03/2021
EUROBANK EQUITIES INVESTMENT FIRM SINGLE MEMBER SA	22/10/2006
LEON DEPOLAS SECURITIES S.A.	01/04/2019
MERIT SECURITIES S.A.	25/02/2019
NATIONAL SECURITIES SINGLE MEMBER SA	02/01/1900
PIRAEUS SECURITIES S. A.	04/05/2015
<b>MYTILINEOS (CR)</b>	<b>Main Market</b>
ALPHA FINANCE INVESTMENT SERVICES SINGLE MEMBER SA	15/04/2019
BETA SECURITIES S.A.	11/04/2022
EUROBANK EQUITIES INVESTMENT FIRM SINGLE MEMBER SA	20/09/2017
MERIT SECURITIES S.A.	25/02/2019
NATIONAL SECURITIES SINGLE MEMBER SA	02/01/1900
PIRAEUS SECURITIES S. A.	04/05/2015
<b>NATIONAL BANK (CR)</b>	<b>Main Market</b>
ALPHA FINANCE INVESTMENT SERVICES SINGLE MEMBER SA	09/01/2006
EUROBANK EQUITIES INVESTMENT FIRM SINGLE MEMBER SA	22/10/2006
HELLENIC AMERICAN SECURITIES S.A.	25/07/2014
LEON DEPOLAS SECURITIES S.A.	20/05/2015
MERIT SECURITIES S.A.	03/09/2012
NATIONAL SECURITIES SINGLE MEMBER SA	02/01/1900
PIRAEUS SECURITIES S. A.	08/09/2008
<b>OPAP (CR)</b>	<b>Main Market</b>
ALPHA FINANCE INVESTMENT SERVICES SINGLE MEMBER SA	09/01/2006
BETA SECURITIES S.A.	11/04/2022
EUROBANK EQUITIES INVESTMENT FIRM SINGLE MEMBER SA	22/10/2006
HELLENIC AMERICAN SECURITIES S.A.	25/07/2014
MERIT SECURITIES S.A.	20/03/2017
NATIONAL SECURITIES SINGLE MEMBER SA	02/01/1900
PIRAEUS SECURITIES S. A.	04/05/2015
<b>OTE (CR)</b>	<b>Main Market</b>
ALPHA FINANCE INVESTMENT SERVICES SINGLE MEMBER SA	09/01/2006
BETA SECURITIES S.A.	11/04/2022
EUROBANK EQUITIES INVESTMENT FIRM SINGLE MEMBER SA	22/10/2006
HELLENIC AMERICAN SECURITIES S.A.	25/07/2014
LEON DEPOLAS SECURITIES S.A.	20/04/2015
MERIT SECURITIES S.A.	20/03/2017
NATIONAL SECURITIES SINGLE MEMBER SA	02/01/1900
PIRAEUS SECURITIES S. A.	08/09/2008
<b>P.P.A. S.A. (CR)</b>	<b>Main Market</b>
EUROBANK EQUITIES INVESTMENT FIRM SINGLE MEMBER SA	06/02/2019
<b>PAPOUTSANIS (CR)</b>	<b>Main Market</b>
BETA SECURITIES S.A.	25/11/2013
EUROBANK EQUITIES INVESTMENT FIRM SINGLE MEMBER SA	06/12/2021
<b>PETROPOULOS PETROS (CR)</b>	<b>Main Market</b>
EUROBANK EQUITIES INVESTMENT FIRM SINGLE MEMBER SA	01/04/2019
PANTELAKIS SECURITIES S.A.	16/03/2020
<b>PIRAEUS FINANCIAL HOLD (CR)</b>	<b>Main Market</b>
ALPHA FINANCE INVESTMENT SERVICES SINGLE MEMBER SA	15/04/2019
EUROBANK EQUITIES INVESTMENT FIRM SINGLE MEMBER SA	22/10/2006
EUROXX SECURITIES S.A.	15/02/2016
HELLENIC AMERICAN SECURITIES S.A.	25/07/2014
LEON DEPOLAS SECURITIES S.A.	30/11/2018
MERIT SECURITIES S.A.	16/09/2013
NATIONAL SECURITIES SINGLE MEMBER SA	02/01/1900
PIRAEUS SECURITIES S. A.	16/02/2009
<b>PLAISIO COMPUTERS SA (CR)</b>	<b>Main Market</b>
EUROBANK EQUITIES INVESTMENT FIRM SINGLE MEMBER SA	02/03/2015
<b>PPC (CR)</b>	<b>Main Market</b>
ALPHA FINANCE INVESTMENT SERVICES SINGLE MEMBER SA	09/01/2006
BETA SECURITIES S.A.	01/02/2021
EUROBANK EQUITIES INVESTMENT FIRM SINGLE MEMBER SA	22/10/2006
HELLENIC AMERICAN SECURITIES S.A.	01/09/2014
MERIT SECURITIES S.A.	06/11/2017
NATIONAL SECURITIES SINGLE MEMBER SA	02/01/1900
PIRAEUS SECURITIES S. A.	28/09/2009
<b>PREMIA (CR)</b>	<b>Main Market</b>
BETA SECURITIES S.A.	01/06/2021
PANTELAKIS SECURITIES S.A.	23/12/2021

List of Stocks under Market Making operations

Securities	Market Maker	Start Market Making	Stock Category
<b>PROFILE SA (CR)</b>			Main Market
	PANTELAKIS SECURITIES S.A.	01/07/2019	
<b>QUEST HOLDINGS (CR)</b>			Main Market
	BETA SECURITIES S.A.	26/03/2018	
	EUROBANK EQUITIES INVESTMENT FIRM SINGLE MEMBER SA	28/01/2019	
<b>SIDMA STEEL (CR)</b>			Main Market
	LEON DEPOLAS SECURITIES S.A.	06/06/2022	
<b>TECHNICAL OLYMPIC SA (CR)</b>			Main Market
	BETA SECURITIES S.A.	04/04/2022	
<b>TERNA ENERGY (CR)</b>			Main Market
	EUROBANK EQUITIES INVESTMENT FIRM SINGLE MEMBER SA	24/05/2021	
	PIRAEUS SECURITIES S. A.	09/12/2019	
<b>THRACE PLASTICS SA (CR)</b>			Main Market
	ALPHA FINANCE INVESTMENT SERVICES SINGLE MEMBER SA	26/03/2018	
	EUROBANK EQUITIES INVESTMENT FIRM SINGLE MEMBER SA	26/03/2018	
<b>TITAN CEMENT (CB)</b>			Main Market
	BETA SECURITIES S.A.	01/02/2021	
	EUROBANK EQUITIES INVESTMENT FIRM SINGLE MEMBER SA	06/11/2019	
	PIRAEUS SECURITIES S. A.	18/01/2021	
<b>TZIRAKIAN PROFIL (CR)</b>			Main Market
	LEON DEPOLAS SECURITIES S.A.	19/07/2021	
<b>UNIBIOS (CR)</b>			Main Market
	LEON DEPOLAS SECURITIES S.A.	01/02/2021	
<b>VIOHALCO SA/NV (CB)</b>			Main Market
	ALPHA FINANCE INVESTMENT SERVICES SINGLE MEMBER SA	11/03/2008	
	EUROBANK EQUITIES INVESTMENT FIRM SINGLE MEMBER SA	04/03/2014	
	MERIT SECURITIES S.A	17/03/2014	

Underlying Asset				Derivatives Market													
Price max	Price min	Closing price	change	Delivery Month	Open price	Price max	Price min	Last price	Closing price	Last Bid	Last Ask	Fixing price*	Life high	Life low	Trades	Volume	Open Interest
<b>FTSE/Athex Large Cap</b>				(Trade Unit: 1 Index Point x 2€, Cash Settlement)													
2,013.51	1,960.31	1,986.75	1.08%	June 2022	1,957.25	2,001.50	1,951.00	1,992.00	1,992.00	---	---	---	2,322.00	---	146	853	2,157
				July 2022	1,942.00	1,985.00	1,939.00	1,946.25	1,946.25	---	---	---	2,170.00	---	230	1,363	2,205
				August 2022	1,963.00	1,979.50	1,963.00	1,963.25	1,963.25	---	---	---	2,003.25	---	16	249	30
				September 2022	---	---	---	---	1,975.50	---	---	---	---	---	---	---	---
				December 2022	---	---	---	---	1,985.50	---	---	---	---	---	---	---	---
				March 2023	---	---	---	---	1,995.50	---	---	---	---	---	---	---	---
<b>FTSE/Athex Banks</b>				(Trade Unit: 1 Index Point x 15€, Cash Settlement)													
533.24	515.73	518.96	0.10%	June 2022	---	---	---	---	524.00	---	---	---	655.50	---	---	---	---
				September 2022	523.50	532.50	523.50	529.00	529.00	---	---	---	532.50	---	6	44	---
				December 2022	---	---	---	---	523.75	---	---	---	---	---	---	---	---
				March 2023	---	---	---	---	526.25	---	---	---	---	---	---	---	---

Derivatives notes

Fixing prices and final open positions can be retrieved from the following path <http://www.helex.gr/el/web/guest/statistics-end-of-day-derivatives>

Underlying Asset				Derivatives Market													
Price max	Price min	Closing price	change	Delivery Month	Open price	Price max	Price min	Last price	Closing price	Last Bid	Last Ask	Fixing price*	Life high	Life low	Trades	Volume	Open Interest
<b>ADMIE (IPTO) HOLDING S.A. (CR)</b>				(Contract Size: 100 Securities, Physical Delivery)													
2.035	1.966	1.966	-1.40%	June 2022	1.98	2.04	1.98	2.01	2.01	---	---	---	2.38	---	31	481	1,997
				September 2022	2.00	2.00	1.93	1.93	1.93	---	---	---	2.25	---	24	436	4,367
				December 2022	---	---	---	---	2.01	---	---	---	---	---	---	---	---
				March 2023	---	---	---	---	2.02	---	---	---	---	---	---	---	---
<b>ALPHA SERVICES HOLD (CR)</b>				(Contract Size: 100 Securities, Physical Delivery)													
0.88	0.846	0.8564	1.42%	June 2022	0.842	0.866	0.842	0.863	0.863	---	---	---	1.45	---	249	18,188	50,152
				September 2022	0.850	0.880	0.846	0.861	0.861	---	---	---	1.27	---	381	21,527	79,897
				December 2022	---	---	---	---	0.853	---	---	---	---	---	---	---	---
				March 2023	---	---	---	---	0.857	---	---	---	---	---	---	---	---
<b>CC HBC AG (CR)</b>				(Contract Size: 100 Securities, Physical Delivery)													
21.43	20.76	21.29	2.95%	June 2022	20.63	21.19	20.63	21.19	21.19	---	---	---	27.57	---	20	74	96
				September 2022	20.13	20.94	20.11	20.87	20.87	---	---	---	20.94	---	56	244	993
				December 2022	---	---	---	---	20.89	---	---	---	---	---	---	---	---
				March 2023	---	---	---	---	20.99	---	---	---	---	---	---	---	---
<b>CENERGY HOLDINGS (CB)</b>				(Contract Size: 100 Securities, Physical Delivery)													
2.79	2.58	2.735	5.19%	June 2022	2.61	2.70	2.57	2.70	2.70	---	---	---	3.98	---	72	5,326	5,902
				September 2022	2.63	2.79	2.59	2.72	2.72	---	---	---	3.50	---	56	4,276	3,052
				December 2022	---	---	---	---	2.63	---	---	---	---	---	---	---	---
				March 2023	---	---	---	---	2.64	---	---	---	---	---	---	---	---
<b>ELLAKTOR (CR)</b>				(Contract Size: 100 Securities, Physical Delivery)													
1.714	1.7	1.708	-0.12%	June 2022	1.70	1.71	1.70	1.70	1.70	---	---	---	1.72	---	8	138	1,473
				September 2022	1.71	1.71	1.68	1.68	1.68	---	---	---	1.73	---	16	78	611
				December 2022	---	---	---	---	1.73	---	---	---	---	---	---	---	---
				March 2023	---	---	---	---	1.74	---	---	---	---	---	---	---	---
<b>EUROBANK HOLDINGS (CR)</b>				(Contract Size: 100 Securities, Physical Delivery)													
0.8948	0.8512	0.858	-1.49%	June 2022	0.885	0.885	0.860	0.871	0.871	---	---	---	1.15	---	56	5,833	12,156
				September 2022	0.893	0.896	0.852	0.863	0.863	---	---	---	1.06	---	232	9,335	13,955
				December 2022	---	---	---	---	0.880	---	---	---	---	---	---	---	---
				March 2023	---	---	---	---	0.884	---	---	---	---	---	---	---	---
<b>EYDAP S.A. (CR)</b>				(Contract Size: 100 Securities, Physical Delivery)													
7.78	7.5	7.6	0.13%	June 2022	7.48	7.60	7.48	7.60	7.60	---	---	---	7.92	---	11	34	121
				September 2022	7.40	7.42	7.29	7.35	7.35	---	---	---	7.69	---	7	26	71
				December 2022	---	---	---	---	7.67	---	---	---	---	---	---	---	---
				March 2023	---	---	---	---	7.71	---	---	---	---	---	---	---	---

Derivatives notes

Fixing prices and final open positions can be retrieved from the following path <http://www.helex.gr/el/web/guest/statistics-end-of-day-derivatives>

Underlying Asset				Derivatives Market													
Price max	Price min	Closing price	change	Delivery Month	Open price	Price max	Price min	Last price	Closing price	Last Bid	Last Ask	Fixing price*	Life high	Life low	Trades	Volume	Open Interest
<b>FOURLIS (CR)</b>																	
(Contract Size: 100 Securities, Physical Delivery)																	
3.14	2.925	3.05	3.39%	June 2022	2.93	2.99	2.93	2.99	2.99	---	---	---	4.14	---	28	291	1,136
				September 2022	2.86	3.05	2.85	3.00	3.00	---	---	---	3.90	---	35	353	1,631
				December 2022	---	---	---	---	2.98	---	---	---	---	---	---	---	---
				March 2023	---	---	---	---	2.99	---	---	---	---	---	---	---	---
<b>GEK TERNA (CR)</b>																	
(Contract Size: 100 Securities, Physical Delivery)																	
9.85	9.34	9.65	3.88%	June 2022	9.40	9.83	9.37	9.73	9.73	---	---	---	10.59	---	74	707	1,218
				September 2022	9.41	9.91	9.38	9.69	9.69	---	---	---	10.65	---	150	826	5,842
				December 2022	---	---	---	---	9.38	---	---	---	---	---	---	---	---
				March 2023	---	---	---	---	9.43	---	---	---	---	---	---	---	---
<b>HELLENIC EXCHANGES-A.S.E. (CR)</b>																	
(Contract Size: 100 Securities, Physical Delivery)																	
3.39	3.28	3.34	1.21%	June 2022	3.28	3.35	3.28	3.33	3.33	---	---	---	4.08	---	19	238	487
				September 2022	3.33	3.36	3.33	3.34	3.34	---	---	---	3.70	---	13	184	577
				December 2022	---	---	---	---	3.33	---	---	---	---	---	---	---	---
				March 2023	---	---	---	---	3.35	---	---	---	---	---	---	---	---
<b>HELLENIC PETROLEUM (CR)</b>																	
(Contract Size: 100 Securities, Physical Delivery)																	
6.6	6.41	6.46	-1.07%	June 2022	6.50	6.55	6.49	6.51	6.51	---	---	---	7.53	---	32	139	390
				September 2022	6.45	6.52	6.37	6.37	6.37	---	---	---	7.20	---	27	121	1,159
				December 2022	---	---	---	---	6.60	---	---	---	---	---	---	---	---
				March 2023	---	---	---	---	6.63	---	---	---	---	---	---	---	---
<b>INTRACOM HOLDINGS (CR)</b>																	
(Contract Size: 100 Securities, Physical Delivery)																	
1.326	1.28	1.308	0.61%	June 2022	1.30	1.31	1.28	1.28	1.28	---	---	---	1.92	---	79	1,355	1,753
				September 2022	1.30	1.35	1.29	1.31	1.31	---	---	---	1.64	---	37	1,106	3,616
				December 2022	---	---	---	---	1.31	---	---	---	---	---	---	---	---
				March 2023	---	---	---	---	1.32	---	---	---	---	---	---	---	---
<b>JUMBO SA (CR)</b>																	
(Contract Size: 100 Securities, Physical Delivery)																	
14.64	14.01	14.41	1.34%	June 2022	14.13	14.61	14.12	14.53	14.53	---	---	---	15.80	---	115	224	394
				September 2022	14.05	14.51	14.02	14.34	14.34	---	---	---	15.43	---	29	129	599
				December 2022	---	---	---	---	14.36	---	---	---	---	---	---	---	---
				March 2023	---	---	---	---	14.44	---	---	---	---	---	---	---	---
<b>LAMDA DEVELOPMENT SA (CR)</b>																	
(Contract Size: 100 Securities, Physical Delivery)																	
5.665	5.495	5.59	1.09%	June 2022	5.54	5.57	5.50	5.54	5.54	---	---	---	7.07	---	92	924	1,720
				September 2022	5.62	5.70	5.54	5.70	5.70	---	---	---	6.13	---	61	893	3,629
				December 2022	---	---	---	---	5.57	---	---	---	5.66	---	---	---	490
				March 2023	---	---	---	---	5.61	---	---	---	---	---	---	---	---

Derivatives notes

Fixing prices and final open positions can be retrieved from the following path <http://www.helex.gr/el/web/guest/statistics-end-of-day-derivatives>



Underlying Asset				Derivatives Market													
Price max	Price min	Closing price	change	Delivery Month	Open price	Price max	Price min	Last price	Closing price	Last Bid	Last Ask	Fixing price*	Life high	Life low	Trades	Volume	Open Interest
<b>MARFIN INVESTMENT GROUP (CR)</b>				(Contract Size: 100 Securities, Physical Delivery)													
0.025	0.024	0.0245	1.66%	June 2022	0.024	0.024	0.023	0.024	0.024	---	---	---	0.031	---	40	4,440	4,470
				September 2022	0.025	0.025	0.025	0.025	0.025	---	---	---	0.027	---	20	2,405	25,908
				December 2022	---	---	---	---	0.024	---	---	---	---	---	---	---	---
				March 2023	---	---	---	---	0.024	---	---	---	---	---	---	---	---
<b>MOTOR OIL (CR)</b>				(Contract Size: 100 Securities, Physical Delivery)													
17.96	17.4	17.74	-0.06%	June 2022	17.63	17.87	17.63	17.78	17.78	---	---	---	18.30	---	19	60	340
				September 2022	17.10	17.35	17.09	17.20	17.20	---	---	---	17.88	---	12	137	379
				December 2022	---	---	---	---	17.93	---	---	---	---	---	---	---	---
				March 2023	---	---	---	---	18.02	---	---	---	---	---	---	---	---
<b>MYTILINEOS (CR)</b>				(Contract Size: 100 Securities, Physical Delivery)													
14.63	14.33	14.45	-0.21%	June 2022	14.53	14.61	14.38	14.38	14.38	---	---	---	18.22	---	85	529	2,754
				September 2022	14.40	14.50	14.10	14.16	14.16	---	---	---	18.00	---	120	781	3,736
				December 2022	---	---	---	---	14.63	---	---	---	---	---	---	---	---
				March 2023	---	---	---	---	14.70	---	---	---	---	---	---	---	---
<b>NATIONAL BANK (CR)</b>				(Contract Size: 100 Securities, Physical Delivery)													
3.148	3.061	3.071	0.20%	June 2022	3.08	3.09	3.06	3.06	3.06	---	---	---	4.12	---	126	2,192	2,996
				September 2022	3.07	3.14	3.04	3.06	3.06	---	---	---	3.79	---	345	4,558	10,485
				December 2022	---	---	---	---	3.10	---	---	---	---	---	---	---	---
				March 2023	---	---	---	---	3.11	---	---	---	---	---	---	---	---
<b>OPAP (CR)</b>				(Contract Size: 100 Securities, Physical Delivery)													
13.9	13.74	13.9	0.51%	June 2022	13.75	13.83	13.75	13.76	13.76	---	---	---	14.66	---	17	53	572
				September 2022	13.66	13.66	13.27	13.34	13.34	---	---	---	14.04	---	15	60	644
				December 2022	---	---	---	---	13.97	---	---	---	---	---	---	---	---
				March 2023	---	---	---	---	14.04	---	---	---	---	---	---	---	---
<b>OTE (CR)</b>				(Contract Size: 100 Securities, Physical Delivery)													
16.39	15.87	16.04	1.52%	June 2022	16.00	16.35	15.86	16.29	16.29	---	---	---	18.45	---	18	79	369
				September 2022	15.59	15.94	15.59	15.80	15.80	---	---	---	17.91	---	25	92	1,543
				December 2022	---	---	---	---	15.96	---	---	---	---	---	---	---	---
				March 2023	---	---	---	---	16.04	---	---	---	---	---	---	---	---
<b>P.P.A. S.A. (CR)</b>				(Contract Size: 100 Securities, Physical Delivery)													
15.68	15.3	15.3	-0.52%	June 2022	15.30	15.30	15.25	15.25	15.25	---	---	---	17.90	---	13	55	314
				September 2022	14.90	15.02	14.80	14.94	14.94	---	---	---	16.00	---	15	72	629
				December 2022	---	---	---	---	15.54	---	---	---	---	---	---	---	---
				March 2023	---	---	---	---	15.61	---	---	---	---	---	---	---	---

Derivatives notes

Fixing prices and final open positions can be retrieved from the following path <http://www.helex.gr/el/web/guest/statistics-end-of-day-derivatives>

Underlying Asset					Derivatives Market												
Price max	Price min	Closing price	change	Delivery Month	Open price	Price max	Price min	Last price	Closing price	Last Bid	Last Ask	Fixing price*	Life high	Life low	Trades	Volume	Open Interest
<b>PIRAEUS FINANCIAL HOLD (CR)</b>																	
(Contract Size: 100 Securities, Physical Delivery)																	
1.001	0.968	0.9846	1.50%	June 2022	0.968	0.985	0.968	0.974	0.974	---	---	---	1.68	---	85	2,371	14,389
				September 2022	0.980	0.997	0.969	0.979	0.979	---	---	---	1.48	---	101	2,460	18,856
				December 2022	---	---	---	---	0.980	---	---	---	---	---	---	---	---
				March 2023	---	---	---	---	0.985	---	---	---	---	---	---	---	---
<b>PPC (CR)</b>																	
(Contract Size: 100 Securities, Physical Delivery)																	
5.525	5.15	5.385	3.36%	June 2022	5.21	5.48	5.17	5.44	5.44	---	---	---	9.47	---	136	2,073	4,755
				September 2022	5.25	5.53	5.19	5.38	5.38	---	---	---	8.20	---	235	3,172	15,680
				December 2022	---	---	---	---	5.26	---	---	---	---	---	---	---	---
				March 2023	---	---	---	---	5.29	---	---	---	---	---	---	---	---
<b>TERNA ENERGY (CR)</b>																	
(Contract Size: 100 Securities, Physical Delivery)																	
18.3	16.91	17.73	6.81%	June 2022	16.60	18.11	16.60	18.11	18.11	---	---	---	19.14	---	13	236	1,156
				September 2022	16.56	18.09	16.43	17.64	17.64	---	---	---	19.04	---	213	1,092	4,646
				December 2022	---	---	---	---	16.77	---	---	---	---	---	---	---	---
				March 2023	---	---	---	---	16.85	---	---	---	---	---	---	---	---
<b>TITAN CEMENT (CB)</b>																	
(Contract Size: 104 Securities, Physical Delivery)																	
11.44	11.1	11.26	1.44%	June 2022	11.12	11.22	11.12	11.20	11.20	---	---	---	13.55	---	24	24	486
				September 2022	11.20	11.27	11.20	11.27	11.27	---	---	---	13.52	---	3	15	839
				December 2022	---	---	---	---	11.21	---	---	---	---	---	---	---	---
				March 2023	---	---	---	---	11.27	---	---	---	---	---	---	---	---
<b>VIOHALCO SA/NV (CB)</b>																	
(Contract Size: 100 Securities, Physical Delivery)																	
3.5	3.36	3.36	-0.88%	June 2022	3.38	3.39	3.36	3.38	3.38	---	---	---	5.31	---	47	3,720	4,181
				September 2022	3.43	3.45	3.40	3.42	3.42	---	---	---	4.26	---	56	3,420	2,126
				December 2022	---	---	---	---	3.42	---	---	---	---	---	---	---	---
				March 2023	---	---	---	---	3.44	---	---	---	---	---	---	---	---

Derivatives notes

Fixing prices and final open positions can be retrieved from the following path <http://www.helex.gr/el/web/guest/statistics-end-of-day-derivatives>

FTSE/Athex Large Cap

(Trade Unit: 1 Index Point x 2€ - Exercise Style: European, Cash Settlement)

Call Options														Put Options																				
Exercise Price	June 2022							July 2022							Other Months		June 2022							July 2022							Other Months		Exercise Price	
	Open price	Price max	Price min	Last price	Closing price	Volume	Open Interest	Open price	Price max	Price min	Last price	Closing price	Volume	Open Interest	Volume	Open Interest	Open price	Price max	Price min	Last price	Closing price	Volume	Open Interest	Open price	Price max	Price min	Last price	Closing price	Volume	Open Interest	Volume	Open Interest		
1,775	0.00	0.00	0.00	-	-	-	-	-	-	-	-	-	-	-	-	0.00	0.00	0.00	-	1,776.00	-	-	-	-	-	-	-	-	-	-	-	1,775		
1,800	0.00	0.00	0.00	-	-	-	-	-	-	-	-	-	-	-	-	0.00	0.00	0.00	-	1,801.00	-	-	-	-	-	-	-	-	-	-	-	1,800		
1,825	0.00	0.00	0.00	-	-	-	-	-	-	-	-	-	-	-	-	0.00	0.00	0.00	-	1,826.00	-	-	-	-	-	-	-	-	-	-	-	1,825		
1,850	0.00	0.00	0.00	-	-	-	-	0.00	0.00	0.00	-	119.00	-	-	-	0.00	0.00	0.00	-	1,851.00	-	-	24.00	24.00	24.00	24.00	24.00	20	-	-	-	1,850		
1,875	0.00	0.00	0.00	-	-	-	-	0.00	0.00	0.00	-	103.00	-	-	-	0.00	0.00	0.00	-	1,876.00	-	-	0.00	0.00	0.00	-	41.50	-	-	-	-	1,875		
1,900	0.00	0.00	0.00	-	-	-	-	0.00	0.00	0.00	-	88.50	-	-	-	0.00	0.00	0.00	-	1,901.00	-	-	0.00	0.00	0.00	-	51.50	-	-	-	-	1,900		
1,925	0.00	0.00	0.00	-	-	-	-	0.00	0.00	0.00	-	75.00	-	-	-	0.00	0.00	0.00	-	1,926.00	-	55	0.00	0.00	0.00	-	63.00	-	-	-	-	1,925		
1,950	0.00	0.00	0.00	-	-	-	-	0.00	0.00	0.00	-	63.00	-	10	-	0.00	0.00	0.00	-	1,951.00	-	-	0.00	0.00	0.00	-	76.00	-	2	-	-	1,950		
1,975	12.25	27.25	12.25	20.00	-	80	61	0.00	0.00	0.00	-	52.50	-	40	-	0.00	27.25	0.00	-	1,976.00	-	23	0.00	0.00	0.00	-	90.50	-	-	-	-	1,975		
2,000	0.00	0.00	0.00	-	-	-	18	52.00	52.00	52.00	52.00	52.00	1	20	-	21.00	0.00	10.50	10.50	2,001.00	80	39	0.00	0.00	0.00	-	106.00	-	21	-	-	2,000		
2,050	0.00	0.00	0.00	-	-	-	-	0.00	0.00	0.00	-	28.50	-	100	-	52.50	0.00	52.50	52.50	2,051.00	7	114	0.00	0.00	0.00	-	141.00	-	40	-	-	2,050		
2,100	0.00	0.00	0.00	-	-	-	73	20.00	20.00	20.00	20.00	20.00	5	41	-	108.00	0.00	108.00	108.00	2,101.00	1	73	0.00	0.00	0.00	-	181.00	-	21	-	-	2,100		
2,150	0.00	0.00	0.00	-	-	-	211	0.00	0.00	0.00	-	11.00	-	120	-	165.00	0.00	165.00	165.00	2,151.00	1	54	0.00	0.00	0.00	-	224.00	-	20	-	-	2,150		
2,200	0.00	0.00	0.00	-	-	-	120	0.00	0.00	0.00	-	6.40	-	20	-	0.00	0.00	0.00	-	2,201.00	-	20	0.00	0.00	0.00	-	269.00	-	-	-	-	2,200		
2,250	0.00	0.00	0.00	-	-	-	6	0.00	0.00	0.00	-	3.60	-	20	-	0.00	0.00	0.00	-	2,251.00	-	4	0.00	0.00	0.00	-	316.00	-	-	-	-	2,250		
2,300	0.00	0.00	0.00	-	-	-	3	0.00	0.00	0.00	-	2.00	-	-	-	0.00	0.00	0.00	-	2,301.00	-	62	0.00	0.00	0.00	-	365.00	-	-	-	-	2,300		
2,350	0.00	0.00	0.00	-	-	-	-	0.00	0.00	0.00	-	1.00	-	-	-	0.00	0.00	0.00	-	2,351.00	-	20	0.00	0.00	0.00	-	414.00	-	-	-	-	2,350		
2,400	0.00	0.00	0.00	-	-	-	-	0.00	0.00	0.00	-	0.53	-	-	-	0.00	0.00	0.00	-	2,401.00	-	-	0.00	0.00	0.00	-	463.00	-	-	-	-	2,400		
2,450	0.00	0.00	0.00	-	-	-	-	0.00	0.00	0.00	-	0.26	-	-	-	0.00	0.00	0.00	-	2,451.00	-	-	0.00	0.00	0.00	-	513.00	-	-	-	-	2,450		
2,500	0.00	0.00	0.00	-	-	-	-	0.00	0.00	0.00	-	0.13	-	-	-	0.00	0.00	0.00	-	2,501.00	-	-	0.00	0.00	0.00	-	562.00	-	-	-	-	2,500		
2,550	0.00	0.00	0.00	-	-	-	-	0.00	0.00	0.00	-	0.06	-	-	-	0.00	0.00	0.00	-	2,551.00	-	-	0.00	0.00	0.00	-	612.00	-	-	-	-	2,550		
2,600	0.00	0.00	0.00	-	-	-	-	-	-	-	-	-	-	-	-	0.00	0.00	0.00	-	2,601.00	-	-	-	-	-	-	-	-	-	-	-	2,600		
2,650	0.00	0.00	0.00	-	-	-	-	-	-	-	-	-	-	-	-	0.00	0.00	0.00	-	2,651.00	-	-	-	-	-	-	-	-	-	-	-	2,650		
Totals:						80	492						6	371	0	0							89	464							20	104	0	0
Number of Trades:							4							2		0								8							1		0	

ALPHA SERVICES HOLD (CR)

(Contract Size: 100 Securities, Exercise Style: American, Physical Delivery)

Call Options														Put Options																			
Exercise Price	June 2022						July 2022						Other Months		June 2022						July 2022						Other Months		Exercise Price				
	Open price	Price max	Price min	Last price	Closing price	Volume	Open Interest	Open price	Price max	Price min	Last price	Closing price	Volume	Open Interest	Volume	Open Interest	Open price	Price max	Price min	Last price	Closing price	Volume	Open Interest	Open price	Price max	Price min	Last price	Closing price		Volume	Open Interest	Volume	Open Interest
0.600						-	0.000	0.000	0.000	0.000	0.245	-	-											0.000	0.000	0.000	0.001	-	-			0.006	
0.650	0.000	0.000	0.000			-	0.000	0.000	0.000	0.000	0.197	-	-			0.000	0.000	0.000	0.000	1.65	-	-	0.000	0.000	0.000	0.000	0.002	-	-			0.007	
0.700	0.000	0.000	0.000			-	0.000	0.000	0.000	0.000	0.151	-	-			0.000	0.000	0.000	0.000	1.70	-	-	0.000	0.000	0.000	0.000	0.006	-	-			0.007	
0.750	0.000	0.000	0.000			-	0.000	0.000	0.000	0.000	0.109	-	-			0.000	0.000	0.000	0.000	1.75	-	-	0.000	0.000	0.000	0.000	0.014	-	-			0.008	
0.800	0.000	0.000	0.000			-	0.000	0.000	0.000	0.000	0.075	-	-			0.000	0.000	0.000	0.000	1.80	-	-	0.000	0.000	0.000	0.000	0.029	-	-			0.008	
0.850	0.000	0.000	0.000			-	0.000	0.000	0.000	0.000	0.048	-	-			0.000	0.000	0.000	0.000	1.85	-	-	0.000	0.000	0.000	0.000	0.052	-	-			0.009	
0.900	0.000	0.000	0.000			-	0.000	0.000	0.000	0.000	0.029	-	-			0.000	0.000	0.000	0.000	1.90	-	-	0.000	0.000	0.000	0.000	0.084	-	-			0.009	
0.950	0.000	0.000	0.000			-	0.000	0.000	0.000	0.000	0.016	-	-			0.000	0.000	0.000	0.000	1.95	-	-	0.000	0.000	0.000	0.000	0.121	-	-			0.010	
1.000	0.000	0.000	0.000			-	0.000	0.000	0.000	0.000	0.009	-	-			0.000	0.000	0.000	0.000	2.00	-	-	0.000	0.000	0.000	0.000	0.163	-	-			0.010	
1.100	0.000	0.000	0.000			-	0.000	0.000	0.000	0.000	0.002	-	-			0.000	0.000	0.000	0.000	2.10	-	-	0.000	0.000	0.000	0.000	0.257	-	-			0.011	
1.200	0.000	0.000	0.000			-	0.000	0.000	0.000	0.000	0.002	-	-			0.000	0.000	0.000	0.000	2.20	-	-	0.000	0.000	0.000	0.000	0.356	-	-			0.012	
1.300	0.000	0.000	0.000			-	0.000	0.000	0.000	0.000	0.001	-	-			0.000	0.000	0.000	0.000	2.30	-	-	0.000	0.000	0.000	0.000	0.456	-	-			0.013	
1.400	0.000	0.000	0.000			-	0.000	0.000	0.000	0.000	0.001	-	-			0.000	0.000	0.000	0.000	2.40	-	-	0.000	0.000	0.000	0.000	0.556	-	-			0.014	
1.500	0.000	0.000	0.000			-	0.000	0.000	0.000	0.000	0.001	-	-			0.000	0.000	0.000	0.000	2.50	-	-	0.000	0.000	0.000	0.000	0.656	-	-			0.015	
1.600	0.000	0.000	0.000			-	0.000	0.000	0.000	0.000	0.001	-	-			0.000	0.000	0.000	0.000	2.60	-	-	0.000	0.000	0.000	0.000	0.756	-	-			0.016	
1.700	0.000	0.000	0.000			-	0.000	0.000	0.000	0.000	0.001	-	-			0.000	0.000	0.000	0.000	2.70	-	-	0.000	0.000	0.000	0.000	0.856	-	-			0.017	
1.800	0.000	0.000	0.000			-						-	-			0.000	0.000	0.000	0.000	2.80	-	-						-	-			0.018	
1.900	0.000	0.000	0.000			-						-	-			0.000	0.000	0.000	0.000	2.90	-	-						-	-			0.019	
Totals:						0	5					0	0	0	0							0	0							0	0		
Number of Trades:						0						0		0									0.00							0		0	

NATIONAL BANK (CR)

(Contract Size: 100 Securities, Exercise Style: American, Physical Delivery)

Call Options														Put Options																		
June 2022							July 2022							Other Months		June 2022							July 2022							Other Months		Exercise Price
Open price	Price max	Price min	Last price	Closing price	Volume	Open Interest	Open price	Price max	Price min	Last price	Closing price	Volume	Open Interest	Volume	Open Interest	Open price	Price max	Price min	Last price	Closing price	Volume	Open Interest	Open price	Price max	Price min	Last price	Closing price	Volume	Open Interest	Volume	Open Interest	
1.600	0.000	0.000	0.000		-	-						-	-			0.000	0.000	0.000		2.60	-	-				-	-					0.016
1.700	0.000	0.000	0.000		-	-						-	-			0.000	0.000	0.000		2.70	-	-				-	-					0.017
1.800	0.000	0.000	0.000		-	-						-	-			0.000	0.000	0.000		2.80	-	-				-	-					0.018
1.900	0.000	0.000	0.000		-	-						-	-			0.000	0.000	0.000		2.90	-	-				-	-					0.019
2.000	0.000	0.000	0.000		-	-	0.000	0.000	0.000		1.07	-	-			0.000	0.000	0.000		3.00	-	-	0.000	0.000	0.000	0.001	-	-			0.020	
2.200	0.000	0.000	0.000		-	-	0.000	0.000	0.000		0.874	-	-			0.000	0.000	0.000		3.20	-	-	0.000	0.000	0.000	0.001	-	-			0.022	
2.400	0.000	0.000	0.000		-	-	0.000	0.000	0.000		0.676	-	-			0.000	0.000	0.000		3.40	-	-	0.000	0.000	0.000	0.002	-	-			0.024	
2.600	0.000	0.000	0.000		-	-	0.000	0.000	0.000		0.487	-	-			0.000	0.000	0.000		3.60	-	-	0.000	0.000	0.000	0.012	-	-			0.026	
2.800	0.000	0.000	0.000		-	-	0.000	0.000	0.000		0.319	-	-			0.000	0.000	0.000		3.80	-	-	0.000	0.000	0.000	0.044	-	-			0.028	
3.000	0.000	0.000	0.000		-	8	0.000	0.000	0.000		0.186	-	-			0.000	0.000	0.000		4.00	-	-	0.000	0.000	0.000	0.112	-	-			0.030	
3.200	0.000	0.000	0.000		-	-	0.000	0.000	0.000		0.096	-	-			0.000	0.000	0.000		4.20	-	300	0.000	0.000	0.000	0.222	-	-			0.032	
3.400	0.000	0.000	0.000		-	-	0.000	0.000	0.000		0.043	-	-			0.000	0.000	0.000		4.40	-	-	0.000	0.000	0.000	0.369	-	-			0.034	
3.600	0.000	0.000	0.000		-	-	0.000	0.000	0.000		0.018	-	-			0.000	0.000	0.000		4.60	-	-	0.000	0.000	0.000	0.544	-	-			0.036	
3.800	0.000	0.000	0.000		-	-	0.000	0.000	0.000		0.006	-	-			0.000	0.000	0.000		4.80	-	-	0.000	0.000	0.000	0.733	-	-			0.038	
4.000	0.000	0.000	0.000		-	-	0.000	0.000	0.000		0.002	-	-			0.000	0.000	0.000		5.00	-	-	0.000	0.000	0.000	0.930	-	-			0.040	
4.400	0.000	0.000	0.000		-	-	0.000	0.000	0.000		0.001	-	-			0.000	0.000	0.000		5.40	-	-	0.000	0.000	0.000	1.33	-	-			0.044	
4.800	0.000	0.000	0.000		-	-	0.000	0.000	0.000		0.001	-	-			0.000	0.000	0.000		5.80	-	-	0.000	0.000	0.000	1.73	-	-			0.048	
5.200	0.000	0.000	0.000		-	-	0.000	0.000	0.000		0.001	-	-			0.000	0.000	0.000		6.20	-	-	0.000	0.000	0.000	2.13	-	-			0.052	
5.600	0.000	0.000	0.000		-	-	0.000	0.000	0.000		0.001	-	-			0.000	0.000	0.000		6.60	-	-	0.000	0.000	0.000	2.53	-	-			0.056	
6.000	0.000	0.000	0.000		-	-	0.000	0.000	0.000		0.001	-	-			0.000	0.000	0.000		7.00	-	-	0.000	0.000	0.000	2.93	-	-			0.060	
Totals:					0	8						0	0	0	0						0	300					0	4	0	260		
Number of Trades:					0						0		0								0.00					0		0				

OPAP (CR)

(Contract Size: 100 Securities, Exercise Style: American, Physical Delivery)

Call Options														Put Options																		
Exercise Price	June 2022						July 2022						Other Months		June 2022						July 2022						Other Months		Exercise Price			
	Open price	Price max	Price min	Last price	Closing price	Volume	Open Interest	Open price	Price max	Price min	Last price	Closing price	Volume	Open Interest	Volume	Open Interest	Open price	Price max	Price min	Last price	Closing price	Volume	Open Interest	Open price	Price max	Price min	Last price	Closing price		Volume	Open Interest	Volume
8.400	0.000	0.000	0.000			-	-						-	-			0.000	0.000	0.000		9.40	-	-					-	-			0.084
8.800	0.000	0.000	0.000			-	-						-	-			0.000	0.000	0.000		9.80	-	-					-	-			0.088
9.200	0.000	0.000	0.000			-	-	0.000	0.000	0.000		4.64	-	-			0.000	0.000	0.000		10.20	-	-	0.000	0.000	0.000		0.001	-	-		0.092
9.600	0.000	0.000	0.000			-	-	0.000	0.000	0.000		4.25	-	-			0.000	0.000	0.000		10.60	-	-	0.000	0.000	0.000		0.001	-	-		0.096
10.000	0.000	0.000	0.000			-	-	0.000	0.000	0.000		3.85	-	-			0.000	0.000	0.000		11.00	-	-	0.000	0.000	0.000		0.001	-	-		0.100
11.000	0.000	0.000	0.000			-	-	0.000	0.000	0.000		2.85	-	-			0.000	0.000	0.000		12.00	-	-	0.000	0.000	0.000		0.001	-	-		0.110
12.000	0.000	0.000	0.000			-	-	0.000	0.000	0.000		1.86	-	-			0.000	0.000	0.000		13.00	-	-	0.000	0.000	0.000		0.010	-	-		0.120
13.000	0.000	0.000	0.000			-	-	0.000	0.000	0.000		0.962	-	-			0.000	0.000	0.000		14.00	-	80	0.000	0.000	0.000		0.111	-	-		0.130
14.000	0.000	0.000	0.000			-	-	0.000	0.000	0.000		0.349	-	-			0.000	0.000	0.000		15.00	-	40	0.000	0.000	0.000		0.498	-	-		0.140
15.000	0.000	0.000	0.000			-	-	0.000	0.000	0.000		0.080	-	5			0.000	0.000	0.000		16.00	-	-	0.000	0.000	0.000		1.23	-	-		0.150
16.000	0.000	0.000	0.000			-	10	0.000	0.000	0.000		0.011	-	-			0.000	0.000	0.000		17.00	-	-	0.000	0.000	0.000		2.17	-	-		0.160
17.000	0.000	0.000	0.000			-	-	0.000	0.000	0.000		0.001	-	-			0.000	0.000	0.000		18.00	-	-	0.000	0.000	0.000		3.17	-	-		0.170
18.000	0.000	0.000	0.000			-	-	0.000	0.000	0.000		0.001	-	-			0.000	0.000	0.000		19.00	-	-	0.000	0.000	0.000		4.17	-	-		0.180
19.000	0.000	0.000	0.000			-	-	0.000	0.000	0.000		0.001	-	-			0.000	0.000	0.000		20.00	-	-	0.000	0.000	0.000		5.17	-	-		0.190
20.000	0.000	0.000	0.000			-	-	0.000	0.000	0.000		0.001	-	-			0.000	0.000	0.000		21.00	-	-	0.000	0.000	0.000		6.17	-	-		0.200
Totals:						0	10					0	5	0	0						0	120					0	8	0	0		
Number of Trades:						0						0		0							0.00					0		0				

OTE (CR)

(Contract Size: 100 Securities, Exercise Style: American, Physical Delivery)

Call Options														Put Options																			
June 2022							July 2022							Other Months		June 2022							July 2022							Other Months		Exercise Price	
Open price	Price max	Price min	Last price	Closing price	Volume	Open Interest	Open price	Price max	Price min	Last price	Closing price	Volume	Open Interest	Volume	Open Interest	Open price	Price max	Price min	Last price	Closing price	Volume	Open Interest	Open price	Price max	Price min	Last price	Closing price	Volume	Open Interest	Volume	Open Interest		
9.600	0.000	0.000	0.000		-	-										0.000	0.000	0.000	10.60		-	-											0.096
10.000	0.000	0.000	0.000		-	-										0.000	0.000	0.000	11.00		-	-											0.100
11.000	0.000	0.000	0.000		-	-	0.000	0.000	0.000		4.82		-	-		0.000	0.000	0.000	12.00		-	-	0.000	0.000	0.000		0.001		-	-		0.110	
12.000	0.000	0.000	0.000		-	-	0.000	0.000	0.000		3.82		-	-		0.000	0.000	0.000	13.00		-	-	0.000	0.000	0.000		0.001		-	-		0.120	
13.000	0.000	0.000	0.000		-	-	0.000	0.000	0.000		2.83		-	-		0.000	0.000	0.000	14.00		-	-	0.000	0.000	0.000		0.004		-	-		0.130	
14.000	0.000	0.000	0.000		-	-	0.000	0.000	0.000		1.86		-	-		0.000	0.000	0.000	15.00		-	-	0.000	0.000	0.000		0.042		-	-		0.140	
15.000	0.000	0.000	0.000		-	-	0.000	0.000	0.000		1.04		-	-		0.000	0.000	0.000	16.00		-	-	0.000	0.000	0.000		0.213		-	-		0.150	
16.000	0.000	0.000	0.000		-	10	0.000	0.000	0.000		0.462		-	-		0.000	0.000	0.000	17.00		-	10	0.000	0.000	0.000		0.638		-	-		0.160	
17.000	0.000	0.000	0.000		-	-	0.000	0.000	0.000		0.155		-	-		0.000	0.000	0.000	18.00		-	5	0.000	0.000	0.000		1.33		-	-		0.170	
18.000	0.000	0.000	0.000		-	15	0.000	0.000	0.000		0.042		-	-		0.000	0.000	0.000	19.00		-	-	0.000	0.000	0.000		2.22		-	-		0.180	
19.000	0.000	0.000	0.000		-	25	0.000	0.000	0.000		0.008		-	-		0.000	0.000	0.000	20.00		-	-	0.000	0.000	0.000		3.20		-	-		0.190	
20.000	0.000	0.000	0.000		-	-	0.000	0.000	0.000		0.001		-	-		0.000	0.000	0.000	21.00		-	-	0.000	0.000	0.000		4.20		-	-		0.200	
22.000	0.000	0.000	0.000		-	-	0.000	0.000	0.000		0.001		-	-		0.000	0.000	0.000	23.00		-	-	0.000	0.000	0.000		6.20		-	-		0.220	
24.000	0.000	0.000	0.000		-	-	0.000	0.000	0.000		0.001		-	-		0.000	0.000	0.000	25.00		-	-	0.000	0.000	0.000		8.20		-	-		0.240	
26.000	0.000	0.000	0.000		-	-	0.000	0.000	0.000		0.001		-	-		0.000	0.000	0.000	27.00		-	-	0.000	0.000	0.000		10.20		-	-		0.260	
Totals:					0	50							0	0	0	0	15							0	0	0	0	0	0	0	0	0	0
Number of Trades:					0								0	0	0	0	0							0	0	0	0	0	0	0	0	0	0

PIRAEUS FINANCIAL HOLD (CR)

(Contract Size: 100 Securities, Exercise Style: American, Physical Delivery)

Call Options														Put Options																				
June 2022							July 2022							Other Months		June 2022							July 2022							Other Months		Exercise Price		
Open price	Price max	Price min	Last price	Closing price	Volume	Open Interest	Open price	Price max	Price min	Last price	Closing price	Volume	Open Interest	Volume	Open Interest	Open price	Price max	Price min	Last price	Closing price	Volume	Open Interest	Open price	Price max	Price min	Last price	Closing price	Volume	Open Interest	Volume	Open Interest			
0.700					-	-	0.000	0.000	0.000		0.272	-	-																				0.007	
0.750					-	-	0.000	0.000	0.000		0.223	-	-																				0.008	
0.800	0.000	0.000	0.000		-	-	0.000	0.000	0.000		0.178	-	-			0.000	0.000	0.000		1.80	-	-		0.000	0.000	0.000		0.006	-	-		0.008		
0.850	0.000	0.000	0.000		-	-	0.000	0.000	0.000		0.135	-	-			0.000	0.000	0.000		1.85	-	-		0.000	0.000	0.000		0.014	-	-		0.009		
0.900	0.000	0.000	0.000		-	-	0.000	0.000	0.000		0.099	-	-			0.000	0.000	0.000		1.90	-	-		0.000	0.000	0.000		0.028	-	-		0.009		
0.950	0.000	0.000	0.000		-	-	0.000	0.000	0.000		0.069	-	-			0.000	0.000	0.000		1.95	-	-		0.000	0.000	0.000		0.048	-	-		0.010		
1.000	0.000	0.000	0.000		-	-	0.000	0.000	0.000		0.046	-	-			0.000	0.000	0.000		2.00	-	-		0.000	0.000	0.000		0.075	-	-		0.010		
1.100	0.000	0.000	0.000		-	-	0.000	0.000	0.000		0.018	-	-			0.000	0.000	0.000		2.10	-	-		0.000	0.000	0.000		0.146	-	-		0.011		
1.200	0.000	0.000	0.000		-	-	0.000	0.000	0.000		0.006	-	-			0.000	0.000	0.000		2.20	-	-		0.000	0.000	0.000		0.234	-	-		0.012		
1.300	0.000	0.000	0.000		-	-	0.000	0.000	0.000		0.002	-	-			0.000	0.000	0.000		2.30	-	-		0.000	0.000	0.000		0.331	-	-		0.013		
1.400	0.000	0.000	0.000		-	5	0.000	0.000	0.000		0.002	-	-			0.000	0.000	0.000		2.40	-	-		0.000	0.000	0.000		0.430	-	-		0.014		
1.500	0.000	0.000	0.000		-	-	0.000	0.000	0.000		0.001	-	-			0.000	0.000	0.000		2.50	-	-		0.000	0.000	0.000		0.530	-	-		0.015		
1.600	0.000	0.000	0.000		-	-	0.000	0.000	0.000		0.001	-	-			0.000	0.000	0.000		2.60	-	-		0.000	0.000	0.000		0.630	-	-		0.016		
1.700	0.000	0.000	0.000		-	-	0.000	0.000	0.000		0.001	-	-			0.000	0.000	0.000		2.70	-	-		0.000	0.000	0.000		0.730	-	-		0.017		
1.800	0.000	0.000	0.000		-	-	0.000	0.000	0.000		0.001	-	-			0.000	0.000	0.000		2.80	-	-		0.000	0.000	0.000		0.830	-	-		0.018		
1.900	0.000	0.000	0.000		-	-	0.000	0.000	0.000		0.001	-	-			0.000	0.000	0.000		2.90	-	-		0.000	0.000	0.000		0.930	-	-		0.019		
2.000	0.000	0.000	0.000		-	-	0.000	0.000	0.000		0.001	-	-			0.000	0.000	0.000		3.00	-	-		0.000	0.000	0.000		1.03	-	-		0.020		
2.200	0.000	0.000	0.000		-	-						-	-			0.000	0.000	0.000		3.20	-	-							-	-		0.022		
2.400	0.000	0.000	0.000		-	-						-	-			0.000	0.000	0.000		3.40	-	-							-	-		0.024		
Totals:					0	5						0	0			0	0					0	0							0	0			
Number of Trades:					0							0	0			0.00							0	0							0	0		



PPC (CR)

(Contract Size: 100 Securities, Exercise Style: American, Physical Delivery)

Call Options														Put Options																		
June 2022							July 2022							Other Months		June 2022							July 2022							Other Months		Exercise Price
Open price	Price max	Price min	Last price	Closing price	Volume	Open Interest	Open price	Price max	Price min	Last price	Closing price	Volume	Open Interest	Volume	Open Interest	Open price	Price max	Price min	Last price	Closing price	Volume	Open Interest	Open price	Price max	Price min	Last price	Closing price	Volume	Open Interest	Volume	Open Interest	
3.600					-	-	0.000	0.000	0.000		1.62	-	-			-	-	0.000	0.000	0.000		0.001	-	-							0.036	
3.800					-	-	0.000	0.000	0.000		1.42	-	-			-	-	0.000	0.000	0.000		0.001	-	-							0.038	
4.000	0.000	0.000	0.000		-	-	0.000	0.000	0.000		1.22	-	-			0.000	0.000	0.000		5.00	-	-	0.000	0.000	0.000		0.004	-	-		0.040	
4.400	0.000	0.000	0.000		-	-	0.000	0.000	0.000		0.842	-	-			0.000	0.000	0.000		5.40	-	-	0.000	0.000	0.000		0.025	-	-		0.044	
4.800	0.000	0.000	0.000		-	-	0.000	0.000	0.000		0.514	-	-			0.000	0.000	0.000		5.80	-	-	0.000	0.000	0.000		0.096	-	-		0.048	
5.200	0.225	0.260	0.225	0.260	10	10	0.428	0.428	0.428	0.428	0.428	10	20			0.000	0.000	0.000		6.20	-	-	0.000	0.000	0.000		0.252	-	-		0.052	
5.600	0.000	0.000	0.000		-	12	0.224	0.229	0.224	0.229	0.229	15	11			0.000	0.000	0.000		6.60	-	-	0.000	0.000	0.000		0.504	-	-		0.056	
6.000	0.009	0.009	0.009	0.009	5	67	0.059	0.059	0.059	0.059	0.059	5	10			0.000	0.000	0.000		7.00	-	-	0.000	0.000	0.000		0.830	-	-		0.060	
6.400	0.000	0.000	0.000		-	236	0.000	0.000	0.000		0.016	-	17			0.000	0.000	0.000		7.40	-	-	0.000	0.000	0.000		1.20	-	-		0.064	
6.800	0.000	0.000	0.000		-	63	0.000	0.000	0.000		0.005	-	20			0.000	0.000	0.000		7.80	-	1	0.000	0.000	0.000		1.59	-	-		0.068	
7.200	0.000	0.000	0.000		-	15	0.000	0.000	0.000		0.001	-	-			0.000	0.000	0.000		8.20	-	-	0.000	0.000	0.000		1.99	-	-		0.072	
7.600	0.000	0.000	0.000		-	-	0.000	0.000	0.000		0.001	-	-			0.000	0.000	0.000		8.60	-	-	0.000	0.000	0.000		2.39	-	-		0.076	
8.000	0.000	0.000	0.000		-	22	0.000	0.000	0.000		0.001	-	-			0.000	0.000	0.000		9.00	-	-	0.000	0.000	0.000		2.79	-	-		0.080	
8.400	0.000	0.000	0.000		-	-	0.000	0.000	0.000		0.001	-	-			0.000	0.000	0.000		9.40	-	-	0.000	0.000	0.000		3.19	-	-		0.084	
8.800	0.000	0.000	0.000		-	7	0.000	0.000	0.000		0.001	-	-			0.000	0.000	0.000		9.80	-	-	0.000	0.000	0.000		3.59	-	-		0.088	
9.200	0.000	0.000	0.000		-	10	0.000	0.000	0.000		0.001	-	-			0.000	0.000	0.000		10.20	-	-	0.000	0.000	0.000		3.99	-	-		0.092	
9.600	0.000	0.000	0.000		-	-	0.000	0.000	0.000		0.001	-	-			0.000	0.000	0.000		10.60	-	-	0.000	0.000	0.000		4.39	-	-		0.096	
10.000	0.000	0.000	0.000		-	-	0.000	0.000	0.000		0.001	-	-			0.000	0.000	0.000		11.00	-	-	0.000	0.000	0.000		4.79	-	-		0.100	
11.000	0.000	0.000	0.000		-	-	0.000	0.000	0.000		0.001	-	-			0.000	0.000	0.000		12.00	-	-	0.000	0.000	0.000		5.79	-	-		0.110	
12.000	0.000	0.000	0.000		-	-						-	-			0.000	0.000	0.000		13.00	-	-									0.120	
13.000	0.000	0.000	0.000		-	-						-	-			0.000	0.000	0.000		14.00	-	-									0.130	
14.000	0.000	0.000	0.000		-	-						-	-			0.000	0.000	0.000		15.00	-	-									0.140	
15.000	0.000	0.000	0.000		-	-						-	-			0.000	0.000	0.000		16.00	-	-									0.150	
16.000	0.000	0.000	0.000		-	-						-	-			0.000	0.000	0.000		17.00	-	-									0.160	
Totals:					15	442						30	78	0	0						15	1						0	20	0	0	
Number of Trades:					3							5		0							0.00							0		0		

Lending Products	Underlying Title	Open Interest[5]	Multilateral Transactions[1]				Bilateral Transactions[2]		Stock Borrowing through OTC (volume)[3]
			Volume(Offered)	Average Weighted	Transactions volume	Average Weighted	Transactions Volume	Average Weighted	Transactions Volume
ADMIEBOR	ADMIE (IPTO) HOLDING S.A. (CR)	10,910	---	---	---	---	---	83,858	
AEGNBOR	AEGEAN AIRLINES (CR)	8,793	---	---	---	---	---	21,619	
ALPHABOR	ALPHA SERVICES HOLD (CR)	599,495	---	---	---	---	---	58,042,145	
ALMYBOR	ALUMIL (CR)	---	---	---	---	---	---	---	
EEEBOR	CC HBC AG (CR)	---	---	---	1,000	3.43%	---	70,546	
CENERBOR	CENERGY HOLDINGS (CB)	---	---	---	---	---	---	---	
ELLAKTORBOR	ELLAKTOR (CR)	123,767	---	---	1,000	3.45%	---	4,773	
ELHABOR	ELVALHALCOR (CR)	19,545	---	---	---	---	---	64,887	
EUROBBOR	EUROBANK HOLDINGS (CR)	15,000	---	---	---	---	---	36,307,446	
EYDAPBOR	EYDAP S.A. (CR)	10,823	---	---	---	---	---	235,243	
FFGRPBOR	FOLLI FOLLIE (CR)	---	---	---	---	---	---	900,530	
FOYRKBOR	FOURLIS (CR)	---	---	---	1,211	3.81%	---	18,147	
GEKTERNABOR	GEK TERNA (CR)	---	---	---	---	---	---	1,993	
SARBOR	GR. SARANTIS S.A. (CR)	1,871	---	---	34	4.62%	---	16,088	
EXAEBOR	HELLENIC EXCHANGES-A.S.E. (CR)	2,500	---	---	---	---	---	153,601	
ELPEBOR	HELLENIC PETROLEUM (CR)	20,439	---	---	---	---	---	155,151	
INTRKBOR	INTRACOM HOLDINGS (CR)	3,000	---	---	---	---	---	---	
BELABOR	JUMBO SA (CR)	112,300	---	---	12,500	2.65%	---	582,648	
LAMDABOR	LAMDA DEVELOPMENT SA (CR)	---	---	---	---	---	5,600	0.01%	77,150
MIGBOR	MARFIN INVESTMENT GROUP (CR)	---	---	---	---	---	---	794,474	
MOHBOR	MOTOR OIL (CR)	10,453	---	---	2,500	3.32%	---	308,896	
MYTILBOR	MYTILINEOS (CR)	59,600	---	---	22,000	2.65%	---	723,043	
ETEBOR	NATIONAL BANK (CR)	76,507	---	---	---	---	18,000	0.01%	10,947,191
OPAPBOR	OPAP (CR)	21,041	---	---	14,881	2.65%	---	1,545,501	
HTOBOR	OTE (CR)	76,072	---	---	---	---	---	1,158,656	
PPABOR	P.P.A. S.A. (CR)	1,864	---	---	---	---	---	66,287	
TPEIRBOR	PIRAEUS FINANCIAL HOLD (CR)	50,577	---	---	---	---	---	3,172,895	
PLAISBOR	PLAISIO COMPUTERS SA (CR)	---	---	---	---	---	---	---	
PPCBOR	PPC (CR)	2,000	---	---	---	---	---	2,454,283	
QUALBOR	QUALITY & RELIABILITY SA (CR)	---	---	---	---	---	---	---	
QUESTBOR	QUEST HOLDINGS (CR)	1,188	---	---	---	---	---	31,910	

## Stock Lending Notes

[1] - Multilateral contracts Lending or Borrowing as per Methods 8-1, 8-2 and 8-3-3 (According to ATHEX BoD Resolution No.17)

[2] - Bilateral Contracts Lending or Borrowing as per Methods 8-3-1 and 8-3-2 (According to ATHEX BoD Resolution No.20 )

[3] - The information concerning OTC Stock Borrowing Transactions is based on the statements of the Dematerialised Securities System (DSS) operators involved and refers to volumes that have been registered up until the previous working day.

[4] - Average Price (Volume weighted)

[5] - The Data concerning Open Interest before the start of trading session

Lending Products	Underlying Title	Open Interest[5]	Multilateral Transactions[1]				Bilateral Transactions[2]		Stock Borrowing through OTC (volume)[3]	
			Volume(Offered)	Average Weighted	Transactions volume	Average Weighted	Transactions Volume	Average Weighted	Transactions Volume	
TENERGYBOR	TERNA ENERGY (CR)	---	---	---	---	---	---	---	116,870	
TITCBOR	TITAN CEMENT (CB)	2,900	---	---	---	---	---	---	218,008	
VIOBOR	VIOHALCO SA/NV (CB)	14,497	---	---	---	---	---	---	---	

## Stock Lending Notes

[1] - Multilateral contracts Lending or Borrowing as per Methods 8-1, 8-2 and 8-3-3 (According to ATHEX BoD Resolution No.17)

[2] - Bilateral Contracts Lending or Borrowing as per Methods 8-3-1 and 8-3-2 (According to ATHEX BoD Resolution No.20 )

[3] - The information concerning OTC Stock Borrowing Transactions is based on the statements of the Dematerialised Securities System (DSS) operators involved and refers to volumes that have been registered up until the previous working day.

[4] - Average Price (Volume weighted)

[5] - The Data concerning Open Interest before the start of trading session

## Sectors codification for listed companies

12003-	ETF	10101010	Computer Services
10101015	Software	10102030	Computer Hardware
15101010	Telecommunications Equipment	15102015	Telecommunications Services
20101010	Health Care Facilities	20101025	Health Care Services
20102010	Medical Equipment	20103015	Pharmaceuticals
30101010	Banks	30202000	Diversified Financial Services
30202010	Asset Managers & Custodians	30202015	Investment Services
30204000	Closed End Investments	30302010	Full Line Insurance
30302015	Insurance Brokers	30302025	Property and Casualty Insurance
35101010	Real Estate Holding and Development	35101015	Real Estate Services
35102000	Diversified REITs	35102030	Office REITs
40201040	Rental & Leasing Services: Consumer	40202010	Home Construction
40202015	Household Furnishings	40202020	Household Appliance
40203040	Electronic Entertainment	40203045	Toys
40204020	Clothing & Accessories	40301010	Entertainment
40301030	Publishing	40301035	Radio & TV Broadcasters
40401010	Diversified Retailers	40401020	Apparel Retailers
40401025	Home Improvement Retailers	40401030	Specialty Retailers
40501010	Airlines	40501015	Travel & Tourism
40501020	Casinos & Gambling	40501025	Hotels & Motels
45101015	Distillers & Vintners	45101020	Soft Drinks
45102010	Farming Fishing Ranching & Plantations	45102020	Food Products
45103010	Tobacco	45201010	Food Retailers & Wholesalers
45201020	Personal Products	50101010	Construction
50101020	Building Roof/Wallboard and Plumbing	50101030	Cement
50101035	Building Materials: Other	50202010	Electrical Components
50203000	Diversified Industrials	50203015	Plastics
50203030	Containers & Packaging	50204000	Machinery: Industrial
50204020	Machinery: Construction & Handling	50205010	Industrial Suppliers
50205020	Back Office Support HR & Consulting	50205030	Forms & Bulk Printing Services
50206015	Commercial Vehicles & Parts	50206030	Marine Transportation
50206060	Transportation Services	55101000	Diversified Materials
55101020	Textile Products	55102000	General Mining
55102010	Iron & Steel	55102015	Metal Fabricating
55102035	Aluminum	60101020	Oil Refining and Marketing
65101010	Alternative Electricity	65101015	Conventional Electricity
65102030	Water		



**ATHEX**  
Athens Stock Exchange

Λεωφ. Αθηνών 110 104 42 Αθήνα  
110, Athinon Ave. GR 104 42 Athens  
tel. (+30)210-33.66.800, fax (+30)210-33.66.101  
[www.athexgroup.gr](http://www.athexgroup.gr)