

22

Ημερήσιο Δελτίο
Συναλλακτικής Δραστηριότητας

Daily Official List
of Trading Activity

Tuesday, 17 May, 2022

Year: 143 Trading Day No: 89



ATHEXGROUP
Athens Exchange Group

Disclaimer:

Hellenic Exchanges-Athens Stock Exchange S.A endeavours to ensure that the data and other material ("Information") presented on the Daily Official List are accurate and complete, but it is not liable for any errors or omissions of data or /and for the accuracy, credibility, updating and completeness of the aforesaid information nor it has any liability arising directly or indirectly from the use of the above Information.

The Company is not liable for the accuracy of the data included in listed companies' announcements. Only the sender of such an announcement is fully and solely liable for any infringement of third party's rights from the content of such announcement. All contents of the Daily Official List are provided only for information purposes and do not constitute investment advice or solicitation to invest in securities or other products listed for trading on the Exchange.

You acknowledge and agree that the Company is the owner of any property rights related to any Information appearing on the Daily Official List including intellectual property rights copyright, trademarks, etc.

The above data are a property of the Hellenic Exchanges-Athens Exchange and are copyright protected. Users are forbidden to reproduce, modify, copy, sale, transmit or redistribute, by all reproduction means and methods, part or the whole of the above data, without reference to their source.

The commercial exploitation of these data is, also, forbidden by third parties. Hellenic Exchanges-Athens Exchange does not carry any responsibility, direct or indirect, derived from usage or accidental alteration of the above data when used by third parties.

Hellenic Exchanges – Athens Stock Exchange S.A.

110 Athinon Ave., 10442 Athens, Tel: (210) 33.66.800, Fax: (210) 32.13.938

www.athexgroup.gr

Thessalonica Stock Exchange Center (T.S.E.C)

16-18 Katouni Str., Thessalonica 546 25 Tel: (2310) 567.667, Fax: (2310) 530.545

Athex Members Guarantee Fund

14-16 Fidiou Str., Athens 106 78, Tel: (210) 33.04.682, Fax: (210) 33.04.155

Hellenic Republic Capital Market Commission

1 Kolokotroni Str. & 1 Stadiou Str., Athens 10562 Tel: (210) 33.77.100 Fax: (210) 33.77.173

Table of Contents

Section 1: Statistical Figures of Securities, Derivatives and Lending

Summary of Markets

Athex Indices

Analytic Figures for Athex Market's Boards and Categories

Trading Details by Athex Sectors and Financial Instruments (ETFs)

Top 10 best & worst performing Shares

Derivatives Summary

Section 2: Analytic Figures of Shares Transactions

Analytic Figures of Shares Transactions

Shares' Notes

Section 3: Figures of Securities Transactions

Securities Blocks Details

Shares Rights Details

Stock Borrowing

Forced Sales Details

Forced Sales Registered Shares

Exchange Traded Funds (ETFs) Characteristics

Section 5: Bonds traded in Fixed Income Assets Market

Convertible Corporate Bonds - Regulated Market

Non Convertible Corporate Bonds - Regulated Market

Government Bonds

Treasury Bills & Zero Coupon Government Bonds

Government Bonds Traded with the Open Outcry Method

State Banks Bonds

Section 6: Additional Infos

Athex & ATHEXClear Members List

List of Stocks under Market Making operations

Section 7: Derivatives Market Analytic Figures

Index Futures

Stock Futures

Index Options

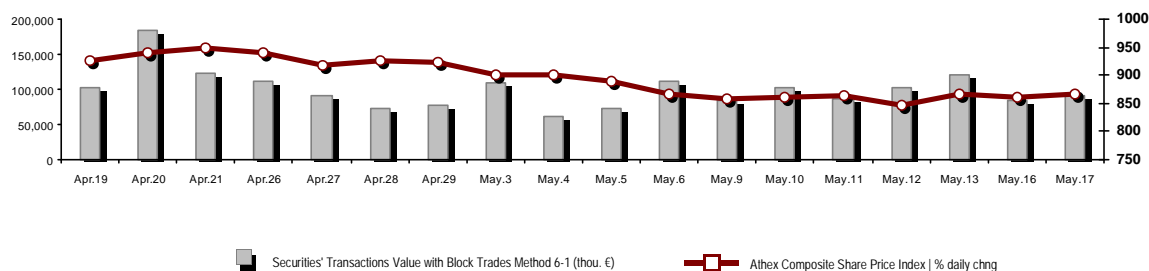
Stock Options

Stock Lending Analytic Figures

Appendix A: Sectors codification for listed companies

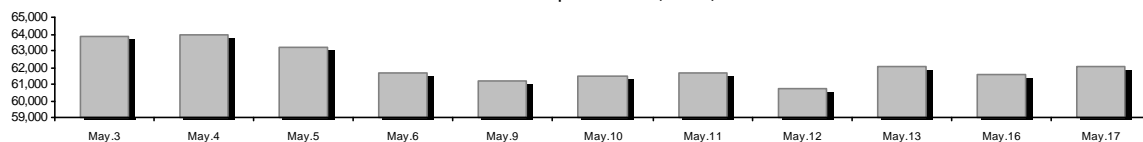
Summary of Markets

Athex Composite Share Price Index vs Shares and Derivatives Transactions Value

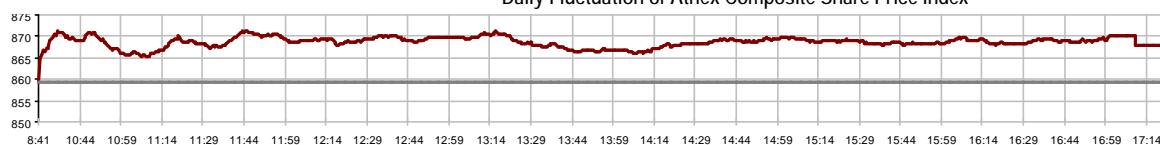


Athex Capitalisation (mill. €)**:	62,081.42		Derivatives Total Open Interest	336,575
Daily change: mill. € %	541.28	0.88%	in Index Futures % daily chng	4,017 0.00%
Yearly Avg Capitalisation: mill. € % chng prev year Avg	65,586.00	7.72%	in Stock Futures % daily chng	330,046 0.00%
Athex Composite Share Price Index % daily chng	867.80	0.98%	in Index Options % daily chng	1,084 0.00%
Athex Composite Share Price Index Capitalisation (mill. €)	56,429.90		in Stock Options % daily chng	1,428 0.00%
Daily change (mill. €)	546.34			
Securities' Transactions Value with Block Trades Method 6-1 (t)	89,846.78		Derivatives Contracts Volume:	26,484
Daily change: %	6,050.21	7.22%	Daily change: pieces %	5,345 25.29%
YTD Avg Trans. Value: thou. € % chng prev year Avg	90,075.37	28.95%	YTD Avg Derivatives Contracts % chng prev year Avg	40,075 -15.93%
Blocks Transactions Value of Method 6-1 (thou. €)	10,503.80		Derivatives Trades Number:	1,926
Blocks Transactions Value of Method 6-2 & 6-3 (thou. €)	0.00		Daily change: number %	135 7.54%
Bonds Transactions Value (thou.€)	912.86		YTD Avg Trades number % chng prev year Avg	2,359 11.49%
Securities' Transactions Volume with Block Trades Method 6-1 (tho)	34,627.18		Lending Total Open Interest	475,022
Daily change: thou. pieces %	5,458.39	18.71%	Daily change: pieces %	0 0.00%
YTD Avg Volume: % chng prev year Avg	36,458.62	6.62%	Lending Volume (Multilateral/Bilateral)	4,000
Blocks Transactions Volume of Method 6-1 (thou. Pieces)	4,551.27		Daily change: pieces %	-11,820
Blocks Transactions Volume of Method 6-2 & 6-3 (thou. Pieces)	0.00		Multilateral Lending	4,000
Bonds Transactions Volume	955,000		Bilateral Lending	0
Securities' Trades Number with Block Trades Method 6-1	39,518		Lending Trades Number:	3
Daily change: number %	2,005	5.34%	Daily change: %	-3
YTD Avg Trades number % chng prev year Avg	36,208	20.96%	Multilateral Lending Trades Number	3
Number of Blocks Method 6-1	13		Bilateral Lending Trades Number	0
Number of Blocks Method 6-2 & 6-3	0			
Number of Bonds Transactions	152			

Athex Capitalisation (mill. €)**



Daily Fluctuation of Athex Composite Share Price Index



Athex Composite Share Price Index at 16/05/2022

Daily Fluctuation of Athex Composite Share Price Index at 17/05/2022

Athex Indices

Index name	17/05/2022	16/05/2022	pts.	%	Min	Max	Year min	Year max	Year change
Athex Composite Share Price Index	867.80 #	859.38	8.42	0.98%	859.38	871.35	788.83	973.27	-2.86% €
Athex ESG Index	979.50 #	967.16	12.34	1.28%	967.16	984.16	888.47	1,131.24	-3.35% €
FTSE/Athex Large Cap	2,083.87 #	2,059.26	24.61	1.20%	2,059.26	2,094.14	1,884.54	2,384.15	-3.02% €
FTSE/Athex Mid Cap Index	1,405.40 #	1,397.56	7.84	0.56%	1,397.56	1,412.62	1,361.54	1,615.19	-5.80% €
FTSE/ATHEX-CSE Banking Index	428.88 #	420.59	8.29	1.97%	420.59	433.65	382.96	569.66	-1.44% €
FTSE/ATHEX High Dividend Yield Index	2,946.75 #	2,933.98	12.77	0.44%	2,933.98	2,965.84	2,762.75	3,292.03	-5.07% €
FTSE/ATHEX Global Traders Index Plus	2,388.53 #	2,365.55	22.98	0.97%	2,365.55	2,397.56	2,205.66	2,584.55	0.64% #
FTSE/ATHEX Mid & Small Cap Factor-Weighted Ind	4,488.78 #	4,467.57	21.21	0.47%	4,467.57	4,504.69	4,269.17	5,109.62	-3.85% €
ATHEX Select Index Plus	3,135.63 #	3,107.20	28.43	0.91%	3,099.33	3,138.64	2,990.50	3,578.04	-7.37% €
ATHEX Select Index	4,374.97 #	4,337.65	37.32	0.86%	4,332.77	4,385.32	4,076.44	4,953.99	-4.63% €
FTSE/Athex Market Index	505.06 #	499.66	5.40	1.08%	499.66	507.62	457.78	586.15	-5.79% €
Athex Composite Index Total Return Index	1,494.89 #	1,480.38	14.51	0.98%	1,480.38	1,501.00	1,356.45	1,673.61	-2.49% €
FTSE/Athex Large Cap Total Return	3,249.88 #	3,211.50	38.38	1.20%			2,944.22	3,702.87	-2.76% €
FTSE/Athex Mid Cap Total Return	1,820.64 #	1,810.48	10.16	0.56%			1,773.92	2,064.38	-5.04% €
FTSE/ATHEX-CSE Banking Total Return Index	369.26 #	362.12	7.14	1.97%			337.43	485.90	-1.44% €
Hellenic Mid & Small Cap Index	1,317.00 #	1,302.60	14.40	1.11%	1,302.60	1,317.84	1,243.70	1,451.84	-4.08% €
FTSE/Athex Banks	566.65 #	555.70	10.95	1.97%	555.70	572.96	505.99	752.66	-1.44% €
FTSE/Athex Insurance	3,004.21 ~	3,004.21	0.00	0.00%	3,004.21	3,036.00	1,994.86	3,171.11	50.60% #
FTSE/Athex Financial Services	733.30 #	726.02	7.28	1.00%	726.02	738.76	691.33	831.60	-2.10% €
FTSE/Athex Industrial Goods & Services	3,856.31 #	3,781.43	74.88	1.98%	3,781.43	3,885.93	3,365.52	4,306.76	3.34% #
FTSE/Athex Retail	45.03 #	44.74	0.29	0.65%	44.62	45.35	43.63	57.51	-8.51% €
FTSE/ATHEX Real Estate	4,083.42 #	3,988.32	95.10	2.38%	3,988.32	4,093.48	3,875.13	5,179.83	-15.14% €
FTSE/Athex Consumer Goods & Services	8,354.75 #	8,354.43	0.32	0.00%	8,304.55	8,481.85	7,260.09	8,861.27	15.08% #
FTSE/Athex Food & Beverage	7,971.31 #	7,830.57	140.74	1.80%	7,830.57	8,006.45	6,627.16	12,058.75	-29.66% €
FTSE/Athex Basic Resources	6,437.61 #	6,353.11	84.50	1.33%	6,306.00	6,447.94	6,096.26	8,197.29	-12.98% €
FTSE/Athex Construction & Materials	3,024.04 #	2,982.51	41.53	1.39%	2,956.80	3,035.78	2,533.53	3,209.28	1.52% #
FTSE/Athex Energy	3,971.02 #	3,910.36	60.66	1.55%	3,910.36	3,994.35	3,339.51	4,039.71	15.32% #
FTSE/Athex Travel & Leisure	2,109.83 #	2,060.01	49.82	2.42%	2,060.01	2,147.63	1,858.00	2,312.32	7.47% #
FTSE/Athex Technology	2,053.75 #	2,006.50	47.25	2.35%	2,002.95	2,057.85	1,912.15	2,347.72	-4.34% €
FTSE/Athex Telecommunications	4,743.81 €	4,849.33	-105.52	-2.18%	4,743.81	4,943.89	4,377.01	5,170.21	4.36% #
FTSE/Athex Utilities	4,358.57 #	4,339.81	18.76	0.43%	4,339.81	4,434.03	4,203.53	5,208.71	-15.38% €
FTSE/Athex Health Care	399.64 #	398.51	1.13	0.28%	398.51	399.64	384.93	611.35	-27.66% €
FTSE/Athex Personal Products	6,841.49 €	6,879.76	-38.27	-0.56%	6,839.50	6,934.96	6,553.86	8,868.58	-21.58% €
Athex All Share Index	217.80 #	215.90	1.90	0.88%	217.80	217.80	200.98	248.43	-5.33% €
Hellenic Corporate Bond Index	120.31 €	120.33	-0.01	-0.01%			119.78	127.89	-5.84% €
Hellenic Corporate Bond Price Index	88.87 €	88.90	-0.03	-0.04%			88.75	95.40	-6.83% €

Note 1: FTSE/Med 100, Hellenic Corporate Bond Price Index and Hellenic Corporate Bond Index closing prices refer to the previous trading day of 13/05/2022.

Note 2: The Hellenic Mid & Small Cap Index is a Customized index calculated by the Athens Exchange.

Analytic Figures for Athex Market's Boards and Categories

	Total Traded Securities	Main Market	Surveillance	Exchange Traded Funds (ETFs)
Totals	117	107	10	0
Gain / Lose / Same:	78 / 25 / 14	75 / 21 / 11	3 / 4 / 3	0 / 0 / 0
Athex Capitalisation (mill. €) **	62,081.42	61,863.80	217.62	
Daily Average Trans/ons Value(thou.€)	90,075.37	89,904.28	221.25	14.25
Transactions Value	89,846.78	89,580.69	266.09	0.00
Main Board:	79,342.98	79,076.89	266.09	0.00
Blocks Board 6_2_3:	10,503.80	10,503.80	0.00	0.00
Forced Sales Board:	0.00	0.00	0.00	0.00
Special Terms Board:	0.00	0.00	0.00	0.00
Daily Average Transactions Volume	36,458,622	35,652,523	815,814	665
Transactions Volume	34,627,176	33,756,185	870,991	0
Main Board:	30,075,907	29,204,916	870,991	0
Blocks Board 6_2_3:	4,551,269	4,551,269	0	0
Forced Sales Board:	0	0	0	0
Special Terms Board:	0	0	0	0
Daily Average Number of Trades	36,208	35,949	257	3
Number of Trades	39,518	39,286	232	0
Main Board:	39,505	39,273	232	0
Blocks Board 6_2_3:	13	13	0	0
Forced Sales Board:	0	0	0	0
Special Terms Board:	0	0	0	0

Trading Details by Athex Sectors and Financial Instruments (ETFs)

Code	Sectors	Gain / Lose / Same	Number of Trades	Transactions Volume	Transactions Value	% of Total Trans. Value
3010	- Banks	5 / 1 / 0	14,410	26,246,561	31,747,871.82	35.34%
5510	- Basic Resources	10 / 3 / 2	770	304,576	712,062.38	0.79%
5010	- Construction & Materials	7 / 6 / 1	1,545	1,106,560	2,235,029.31	2.49%
4020	- Consumer Products & Services	5 / 1 / 1	1,398	224,044	2,161,541.19	2.41%
6010	- Energy	3 / 0 / 0	1,365	249,587	3,496,597.06	3.89%
12000	- Financial Instruments	0 / 0 / 0	---	---	---	---
3020	- Financial Services	2 / 0 / 1	491	202,906	152,389.34	0.17%
4510	- Food Beverage & Tobacco	4 / 1 / 1	633	130,885	2,760,285.81	3.07%
2010	- Health Care	1 / 2 / 0	52	10,860	11,901.61	0.01%
5020	- Industrial Goods & Service	11 / 1 / 3	4,656	1,424,120	9,925,337.42	11.05%
3030	- Insurance	0 / 1 / 1	33	19,693	104,809.06	0.12%
4030	- Media	1 / 0 / 0	25	12,094	4,657.62	0.01%
4520	- Personal Care, Drug & Grocery Stores	1 / 1 / 1	256	65,263	220,532.13	0.25%
3510	- Real Estate	4 / 2 / 2	750	232,936	953,907.47	1.06%
4040	- Retail	5 / 2 / 0	425	100,921	294,050.81	0.33%
1010	- Technology	9 / 0 / 1	1,072	384,084	635,356.05	0.71%
1510	- Telecommunications	1 / 1 / 0	4,322	794,526	13,639,905.58	15.18%
4050	- Travel & Leisure	5 / 2 / 0	2,490	816,550	5,399,993.18	6.01%
6510	- Utilities	4 / 1 / 0	4,825	2,301,010	15,390,549.88	17.13%

Top 10 best & worst performing Shares

Main Market

With positive Price change	Closing price	change	With negative Price change	Closing price	change
UNIBIOS (CR)	0.64	6.67% #	ATTICA BANK S.A. (CR)	0.069	-22.47% €
QUEST HOLDINGS (CR)	5.19	6.24% #	INTERWOOD-XYLEMPORIA (CR)	0.206	-2.83% €
GEN. COMMERCIAL & IND.SA (CR)	1.16	5.94% #	OTE (CR)	16.97	-2.19% €
IDEAL HOLDINGS (CR)	3.61	4.64% #	PREMIA (CR)	1.36	-1.09% €
TITAN CEMENT (CB)	12.48	4.17% #	AUTOHELLAS SA (CR)	8.31	-1.07% €
QUALITY & RELIABILITY SA (CR)	0.425	3.41% #	INTERLIFE G.C.I.(CR)	4.14	-0.96% €
ALPHA SERVICES HOLD (CR)	0.936	3.24% #	INTRAKAT (CR)	2.27	-0.87% €
EKTER SA (CR)	1.02	3.03% #	GR. SARANTIS S.A. (CR)	6.62	-0.75% €
THRACE PLASTICS SA (CR)	3.92	3.02% #	TERNA ENERGY (CR)	17.24	-0.35% €
LAMDA DEVELOPMENT SA (CR)	5.87	2.98% #	ATHENS MEDICAL CENTER SA (CR)	1.52	-0.33% €
With the highest Transactions Value	Value (thou. €)	change	With the highest Transactions Volume	Volume	change
OTE (CR)	13,638.54	-2.19% €	ALPHA SERVICES HOLD (CR)	11,934,084	3.24% #
PPC (CR)	12,999.88	0.48% #	EUROBANK HOLDINGS (CR)	7,333,785	1.34% #
NATIONAL BANK (CR)	11,642.81	2.13% #	NATIONAL BANK (CR)	3,493,202	2.13% #
ALPHA SERVICES HOLD (CR)	11,072.50	3.24% #	PPC (CR)	2,048,718	0.48% #
MYTILINEOS (CR)	8,421.26	2.07% #	PIRAEUS FINANCIAL HOLD (CR)	1,800,683	0.41% #
EUROBANK HOLDINGS (CR)	6,676.19	1.34% #	ATTICA BANK S.A. (CR)	1,681,854	-22.47% €
OPAP (CR)	5,002.17	2.53% #	OTE (CR)	794,376	-2.19% €
MOTOR OIL (CR)	3,143.68	1.88% #	ELLAKTOR (CR)	711,309	0.36% #
CC HBC AG (CR)	2,612.98	1.82% #	MYTILINEOS (CR)	519,135	2.07% #
PIRAEUS FINANCIAL HOLD (CR)	2,179.41	0.41% #	OPAP (CR)	373,541	2.53% #

Note: Stocks that are not included in the "Under Supervision" category, and the transactions value is more than 10,000 €.

Derivatives Summary

	Number of Trades	Volume	Open Interest
Index Futures	292	1,804	4,017
FTSE/Athex Banks	0	0	0
FTSE/Athex Large Cap	292	1,804	4,017
Stock Futures	1,626	24,643	330,046
ADMIE (IPTO) HOLDING S.A. (CR)	29	176	4,840
ALPHA SERVICES HOLD (CR)	348	11,436	125,517
CC HBC AG (CR)	45	159	1,557
CENERGY HOLDINGS (CB)	27	117	9,621
ELLAKTOR (CR)	6	202	5,039
EUROBANK HOLDINGS (CR)	136	3,665	36,750
EYDAP S.A. (CR)	0	0	376
FOURLIS (CR)	15	25	2,748
GEK TERNA (CR)	12	24	6,317
HELLENIC EXCHANGES-A.S.E. (CR)	4	11	1,091
HELLENIC PETROLEUM (CR)	10	19	1,432
INTRACOM HOLDINGS (CR)	1	5	5,385
JUMBO SA (CR)	9	14	655
LAMDA DEVELOPMENT SA (CR)	29	53	6,306
MARFIN INVESTMENT GROUP (CR)	0	0	30,384
MOTOR OIL (CR)	38	81	1,104
MYTILINEOS (CR)	57	200	5,492
NATIONAL BANK (CR)	421	5,558	25,975
OPAP (CR)	13	17	1,278
OTE (CR)	107	266	1,129
P.P.A. S.A. (CR)	0	0	702
PIRAEUS FINANCIAL HOLD (CR)	83	1,264	29,461
PPC (CR)	200	1,225	14,496
TERNA ENERGY (CR)	15	46	4,597
TITAN CEMENT (CB)	2	3	905
VIOHALCO SA/NV (CB)	19	77	6,889
Index Options	7	36	1,084
FTSE/Athex Large Cap	7	36	1,084
Stock Options	1	1	1,428
ALPHA SERVICES HOLD (CR)	0	0	5
NATIONAL BANK (CR)	0	0	635
OPAP (CR)	1	1	138
OTE (CR)	0	0	92
PIRAEUS FINANCIAL HOLD (CR)	0	0	5
PPC (CR)	0	0	553
Total Derivatives Traded	1,926	26,484	336,575

Number of Outstanding Securities	Nominal Value	Dividends [1]			Date of Last Coupon		Note	Shares	Closing price	% change	Previous closing price/date	Open price	Price min	Price max	Last price	Avg price	Last Bid [7]	Last Ask [7]	P/E after tax	Year	Volume	Trades	Transactions Value[8]	Company Mkt Value (thou. €)	Year low	Year high	Sector[4]
		2019	2020	2021	Dividend [2]	Right																					
66,948,210	0.300	---	---	---	22/09/2015	22/09/2015	5179	FOLLI FOLLIE (CR)	4.8	---	4.8	24/05/2018	---	---	---	---	---	---	---	---	---	---	---	321,351.41	4.8	4.8	40401030
12,417,000	0.310	---	---	---	27/08/2019	28/08/2017	5233	MLS MULTIMEDIA SA (CR)	0.57	---	0.57	12/05/2020	---	---	---	---	---	---	---	---	---	---	---	7,077.69	0.57	0.57	10101015
33,301,715	0.320	---	---	---	27/06/2003	08/07/2009	5241	AEGEK (CR)	0.035	---	0.035	25/06/2020	---	---	---	---	---	---	---	---	---	---	---	1,165.56	0.035	0.035	50101010
4,737,503	0.320	---	---	---	22/06/2005	22/09/2015	5115	VARANGIS AVEPE S.A. (CR)	0.11	---	0.11	02/03/2022	---	---	---	---	---	---	---	---	---	---	---	521.13	0.11	0.11	40202015
77,126,446	0.340	---	---	---	23/05/2005	18/08/2011	5206	G.E. DIMITRIOU (CR)	0.0125	---	0.0125	30/04/2019	---	---	---	---	---	---	---	---	---	---	---	964.08	0.0125	0.0125	40202020
7,085,888	1.59	---	---	---	02/07/1996	06/09/2010	5216	ELVIEMEK (CR)	2.6	---	2.6	30/09/2019	---	---	---	---	---	---	---	---	---	---	---	18,423.31	2.6	2.6	35101010
25,179,640	0.600	---	---	---	08/08/1994	19/09/2000	5191	J.BOUTARIS & SON (CR)	0.026	---	0.026	01/10/2018	---	---	---	---	---	---	---	---	---	---	---	742.45	0.026	0.026	45101015
1,540,000	0.600	---	---	---	08/08/1994	19/09/2000	5192	J.BOUTARIS & SON (PR)	0.057	---	0.057	01/10/2018	---	---	---	---	---	---	---	---	---	---	---	742.45	0.057	0.057	45101015
7,734,375	1.00	---	---	---	09/07/2007	07/01/2011	5266	LIVANIS SA (CR)	0.185	---	0.185	03/05/2022	---	---	---	---	---	5419@0.148	---	---	---	---	---	1,430.86	0.136	0.2	40301030

Shares' Notes

Code	Note text
()	- Adjusted dividends.
*	- Last adjusted closing price.
[1]	- Net dividends.
[2]	- The "Date of Last Coupon" for New listings refers to the date company's stocks started to trade in Athex
[3]	- The Company Market Value is referred to the number of outstanding shares
[4]	- Sectors codification can be found in Appendix A
[5]	- The Market Value refers to the total number of shares listed (including their several classes) in the exchange by the company.
[6]	- P/E greater than 100
[7]	- Last view of the Order Book before the end of the trading session
[8]	- All Blocks Methods' Transactions Value are included.
4750	- Transfer to the Under Surveillance Category from 8/4/2011.
4912	- Transfer to the Surveillance Category as of 31/7/2012.
4955	- Transfer to the Surveillance Category as from 5/4/2013.
4957	- Transfer to the Surveillance Category as from 5/4/2013.
4958	- Transfer to the Surveillance Category as from 5/4/2013.
4959	- Transfer to the Surveillance Category as from 5/4/2013.
5093	- Transfer to the Surveillance Category as of 8/4/2015.
5115	- Transfer to the Surveillance Category as of 15/04/2016.
5141	- Transfer to the Surveillance Category as of 10/05/2017.
5160	- Transfer to the Surveillance Category as of 15/04/2016.
5162	- Transfer to the Under Supervision Category as of 21/12/2009.
5165	- Transfer to the Surveillance Category as of 15/02/2018.
5179	- Suspension of trading as of 25/05/2018.
5191	- Suspension of trading as of 02/10/2018.
5192	- Suspension of trading as of 02/10/2018.
5193	- Transfer to the Surveillance Category as of 25/10/2018.
5194	- Transfer to the Surveillance Category as of 25/10/2018.
5197	- Transfer to the Surveillance Category as of 07/11/2018.
5206	- Suspension of trading as of 02/05/2019.
5216	- Suspension of trading as of 01/10/2019.
5232	- Transfer to the Under Surveillance Category from 08/04/2011.
5233	- Suspension of trading as of 13/05/2020.
5241	- Suspension of trading as of 26/06/2020.
5243	- Suspension of trading as of 01/07/2020.
5245	- Transfer to the Surveillance Category as of 09/07/2020.
5246	- Transfer to the Surveillance Category as of 09/07/2020.
5248	- Transfer to the Surveillance Category as of 06/09/20116.
5253	- Transfer to the Surveillance Category as of 14/5/2021.
5266	- Suspension of trading as of 04/05/2022.

Securities Blocks Details

Securities	Block Volume	Price	Block Trade Value	Time of approval	Note
OTE (CR)	23,433	17.48	409,608.84	10:52:56	20
ALPHA SERVICES HOLD (CR)	2,000,000	0.914	1,827,200.00	11:10:41	20
TERNA ENERGY (CR)	12,500	17.37	217,125.00	12:22:42	20
NATIONAL BANK (CR)	150,000	3.31	496,050.00	13:34:10	20
NATIONAL BANK (CR)	150,000	3.31	496,050.00	13:34:30	20
ALPHA SERVICES HOLD (CR)	1,500,000	0.925	1,386,900.00	13:50:28	20
PPC (CR)	500,000	6.31	3,155,000.00	14:24:16	20
MYTILINEOS (CR)	50,000	16.20	810,000.00	14:51:08	20
CRETE PLASTICS SA (CR)	10,327	15.50	160,068.50	15:07:10	20
OTE (CR)	25,000	17.08	427,000.00	15:46:51	20
PPC (CR)	50,000	6.31	315,250.00	16:54:04	20
PPC (CR)	50,000	6.30	315,000.00	17:00:29	20
MYTILINEOS (CR)	30,009	16.28	488,546.52	17:13:54	20

Blocks Notes

9 - Method 6-1 / Special Fees

10 - Method 6-1 / Special Fees, SDS

14 - Method 6-3 / Settlement, Incomplete Buy and Sell

18 - Method 6-2 / SPOT 1

19 - Method 6-2 / SPOT 2

20 - Method 6-1 and Method 6-1 Same Day Settlement

21 - Other Pre-agreed

Shares Rights Details

Occured date	Exercise from	Exercise until	Trading until	Rights	Price min	Price max	Closing price	Last Bid	Last Ask	Volume	Trades	Transactions Value
--------------	---------------	----------------	---------------	--------	-----------	-----------	---------------	----------	----------	--------	--------	--------------------

No Rights Transactions.

Forced Sales Details

Securities	Category of Security	Transactions Volume	Number of Trades	Transactions Value	Note
------------	----------------------	------------------------	---------------------	-----------------------	------

No Forced Transactions.

Forced Sales Notes

- 1 - Compulsory Public Forced Sales
- 2 - Forced Sales of Fixed Registered Shares
- 3 - Forced Sales of Remaining Fractional Shares

Exchange Traded Funds (ETFs) Characteristics

	Transactions Date (T)	Creation / Redemption	Units (T-1)	New Units (T-1)	Redemption Units (T-1)	Units (T) [1]	Fund Assets [2]	Net Unit Price	Dividend per Unit	Dividend Date
ALPHA ETF FTSE Athex Large Cap	17/05/2022	5,000	882,175	---	---	882,175	18,322,280.00	20.7694	0.71	01/07/2021

ETFs Notes

[1] - Units (T) = Units (T-1) + New Units (T-1) - Redemption Units (T-1)

[2] - The Creation / Redemption Units of T-1 are included.

Non Convertible Corporate Bonds - Regulated Market

Num Listed Bonds	Nominal price	Issue price	Today's Rate	Exp. Date	Duration (years)	Note	Coupon		Trading Unit	Corporate Bonds	Accrued Int.	Yield.T.Mat	Price min	Price max	Closing price	Previous closing price/date	Volume	Transactions Value	Last order		ear min	Year max		
							Common	Preferred											Price	Buy / Sell			Date	
300,000	1,000.00	1,000.00	2.30	14/12/2028	7	---	1	---	1	GEK TERNA S.A. (Non Convertible)	9.9667	4.5160	88.1534	89.0000	88.4053	88.3920	16/05/2022	54,000	48,277.05	88.1100	B	17/05/2022	88.0573	100.0000
320,000	1,000.00	1,000.00	3.40	21/07/2027	7	---	4	---	1	LAMDA DEVELOPMENT S.A. (Non Convertible)	11.1444	3.7260	96.2000	98.8500	97.5395	98.8500	16/05/2022	82,000	80,896.26	95.5432	B	17/05/2022	93.0000	102.0000
200,000	1,000.00	1,000.00	2.10	27/10/2027	7	---	4	---	1	O.P.A.P. S.A. (Non Convertible)	1.2833	2.6090	96.5000	97.9900	97.1231	96.4500	16/05/2022	34,000	33,065.48	97.1000	B	17/05/2022	94.5000	101.7500
200,000	1,000.00	1,000.00	1.90	23/03/2028	7	---	3	---	1	MOTOR OIL CORINTH REFINERIES SA (Non Convertible)	3.0083	3.0250	93.3000	94.0000	94.0000	93.4120	16/05/2022	92,000	86,591.26	93.7000	B	17/05/2022	93.3299	99.2000
100,000	1,000.00	1,000.00	2.70	25/05/2026	5	---	2	---	1	COSTAMARE PARTICIPATIONS PLC (Non Convertible)	13.1250	3.4180	97.1000	97.1000	97.1000	97.8670	16/05/2022	2,000	1,968.25	97.0000	B	17/05/2022	95.3065	102.0000
300,000	1,000.00	1,000.00	2.30	20/07/2028	7	---	2	---	1	PRODEA REIC S.A.(Non Convertible)	7.6028	4.4880	88.0000	89.0000	88.8750	87.9150	16/05/2022	8,000	7,170.82	87.7500	B	17/05/2022	87.9154	98.1000
150,000	1,000.00	1,000.00	2.65	22/10/2026	5	---	2	---	1	CPLP SHIPPING HOLDINGS PLC (Non Convertible)	1.6931	3.7990	95.0000	95.5000	95.3625	95.0000	16/05/2022	40,000	38,212.72	94.6500	B	17/05/2022	94.2138	100.0000
500,000	1,000.00	1,000.00	2.75	03/07/2027	7	---	4	---	1	GEK TERNA S.A. (Non Convertible)	10.3889	4.0160	93.3000	93.6500	93.6499	93.1890	16/05/2022	35,000	33,029.11	93.1000	B	17/05/2022	90.5000	99.0000
120,000	1,000.00	1,000.00	2.65	06/12/2028	7	---	1	---	1	NOVAL PROPERTY REIC (Non Convertible)	12.0722	4.0930	91.8782	93.5153	92.2000	91.9330	16/05/2022	48,000	44,921.35	90.8472	B	17/05/2022	91.0634	100.0000
175,000	1,000.00	1,000.00	3.40	26/07/2024	5	---	6	---	1	ATTICA HOLDINGS S.A. (Non Convertible)	10.6722	4.4510	97.0000	97.9500	97.0000	96.6910	16/05/2022	97,000	95,730.69	96.9500	B	17/05/2022	94.5217	99.4500
100,000	1,000.00	1,000.00	2.95	11/02/2027	5	---	1	---	1	SAFE BULKERS PARTICIPATIONS PLC (Non Convertible)	7.9486	4.0770	---	---	---	95.3400	16/05/2022	---	---	94.0000	B	17/05/2022	92.4344	100.0000
200,000	1,000.00	1,000.00	3.60	12/03/2026	7	---	7	---	1	AEGEAN AIRLINES S.A. (Non Convertible)	6.6000	3.4190	96.6105	99.5000	99.2610	97.6160	16/05/2022	71,000	70,943.91	96.7647	B	17/05/2022	95.8165	101.3000
150,000	1,000.00	1,000.00	2.60	22/10/2026	7	---	6	---	1	TERNA ENERGY FINANCE S.A. (Non Convertible)	1.6611	3.3800	95.5000	97.8000	96.0600	96.0030	16/05/2022	15,000	14,433.92	95.1110	B	17/05/2022	92.9810	99.9900
100,000	1,000.00	1,000.00	2.80	25/01/2027	5	---	1	---	1	PREMIA S.A. (Non Convertible)	8.8667	4.5490	93.0000	93.0000	93.0000	93.7580	12/05/2022	11,000	10,327.53	93.0001	B	17/05/2022	92.2001	99.5000
120,000	1,000.00	1,000.00	3.95	04/04/2025	7	---	9	---	1	GEK TERNA S.A. (Non Convertible)	4.9375	3.4360	99.7500	100.4500	99.8600	99.9090	16/05/2022	116,000	116,555.25	99.8000	B	17/05/2022	99.3357	103.2000
90,000	1,000.00	1,000.00	3.00	11/05/2023	5	---	9	---	1	CORAL A.E. (Non Convertible)	0.6667	2.1220	100.1100	101.0000	100.6044	100.9310	16/05/2022	9,000	9,060.40	100.3000	B	17/05/2022	99.3750	102.0000
20,148	1,000.00	1,000.00	4.95	26/06/2023	5	---	8	---	1	B&F COMM. & GARM. INDUS. S.A. (Non Convertible)	19.6625	3.7530	---	---	---	100.5000	12/05/2022	---	---	100.0000	B	17/05/2022	99.0000	101.0000
250,000	1,000.00	1,000.00	2.45	16/11/2028	7	---	2	---	1	ELVALHALCOR S.A. (Non Convertible)	0.2042	3.9370	91.5000	93.5000	91.9596	93.0000	16/05/2022	241,000	221,671.79	90.9650	B	17/05/2022	90.5001	100.2900

Corporate Bonds Notes

Transactions Volume = (Pieces) * (Nominal Price). Transactions Value = (Pieces) * (Nominal Price) * (price %) + (Accrued interest).

The price of a Bond is stated as a percentage (%) of Bond's Nominal Price.

Nominal Price in Euros (€), except if it is noted differently.

Government Bonds

Number Listed Bonds	Nominal price	Today's Rate	Accrued Interest Calc	Exp. Date [1]	Duration (years)	Note	Coupons Date	Curr. coupon value	Trading Unit	Government Bonds	Price min	Price max	Closing price	Previous closing price/date	Volume	Transactions Value	Price	Last order Buy / Sell	Date
3,000,000	1,000.00	4.38	Actual/Actual	01/08/2022	5	---	01/08	4.38	1	GGB-FXD-010822-05Y-4.375-1.000	---	---	---	---	---	---	1.0000	B	28/11/2018
4,500,000	1,000.00	1.88	Actual/Actual	04/02/2035	15	---	04/02	1.88	1	GGB-FXD-040235-15Y-1.875-1.000	---	---	---	---	---	---	---	---	---
2,500,000	1,000.00	3.45	Actual/Actual	02/04/2024	5	---	02/04	3.45	1	GGB-FXD-020424-05Y-3.450-1.000	---	---	---	---	---	---	---	---	---
6,000,000	1,000.00	0.75	Actual/Actual	18/06/2031	10	---	18/06	0.75	1	GGB-FXD-180631-10Y-0.750-1.000	---	---	---	---	---	---	---	---	---
4,355,990,324	1.00	3.50	Actual/Actual	30/01/2023	5	---	01/02 - 31/01	3.50	1	GGB-FXD-300123-05Y-3.500-1.000	---	---	---	94.5720 13/07/2018	---	---	1.0000	B	28/11/2018
5,962,747,327	1.00	3.75	Actual/Actual	30/01/2028	10	---	/02 - 01/02 - 31/	3.75	1	GGB-FXD-300128-10Y-3.750-1.000	---	---	---	85.4610 13/07/2018	---	---	1.0000	B	28/11/2018
6,567,309,386	1.00	3.90	Actual/Actual	30/01/2033	15	---	/02 - 01/02 - 31/	3.90	1	GGB-FXD-300133-15Y-3.900-1.000	---	---	---	78.6730 13/07/2018	---	---	1.0000	B	28/11/2018
5,222,848,349	1.00	4.00	Actual/Actual	30/01/2037	19	---	/02 - 01/02 - 31/	4.00	1	GGB-FXD-300137-19Y-4.000-1.000	---	---	---	77.0370 13/07/2018	---	---	1.0000	B	28/11/2018
5,126,770,669	1.00	4.20	Actual/Actual	30/01/2042	24	---	/02 - 01/02 - 31/	4.20	1	GGB-FXD-300142-24Y-4.200-1.000	---	---	---	77.7640 13/07/2018	---	---	1.0000	B	28/11/2018
119,550,565	1.00	4.30	Actual/Actual	24/02/2023	11	---	24/02	4.30	1	GGB-FXD-240223-11Y-2.000-1.000	---	---	---	10.0000 22/06/2015	---	---	10.0000	B	11/07/2019
48,794,718	1.00	4.30	Actual/Actual	24/02/2024	12	---	24/02	4.30	1	GGB-FXD-240224-12Y-2.000-1.000	---	---	---	10.0000 22/06/2015	---	---	---	---	---
40,248,141	1.00	4.30	Actual/Actual	24/02/2025	13	---	24/02	4.30	1	GGB-FXD-240225-13Y-2.000-1.000	---	---	---	10.0000 22/06/2015	---	---	---	---	---
59,586,043	1.00	4.30	Actual/Actual	24/02/2026	14	---	24/02	4.30	1	GGB-FXD-240226-14Y-2.000-1.000	---	---	---	10.0000 22/06/2015	---	---	---	---	---
41,118,344	1.00	4.30	Actual/Actual	24/02/2027	15	---	24/02	4.30	1	GGB-FXD-240227-15Y-2.000-1.000	---	---	---	10.0000 22/06/2015	---	---	---	---	---
45,137,734	1.00	4.30	Actual/Actual	24/02/2028	16	---	24/02	4.30	1	GGB-FXD-240228-16Y-2.000-1.000	---	---	---	10.0000 22/06/2015	---	---	---	---	---
61,768,888	1.00	4.30	Actual/Actual	24/02/2029	17	---	24/02	4.30	1	GGB-FXD-240229-17Y-2.000-1.000	---	---	---	10.0000 22/06/2015	---	---	---	---	---
54,567,744	1.00	4.30	Actual/Actual	24/02/2030	18	---	24/02	4.30	1	GGB-FXD-240230-18Y-2.000-1.000	---	---	---	10.0000 22/06/2015	---	---	---	---	---
37,541,515	1.00	4.30	Actual/Actual	24/02/2031	19	---	24/02	4.30	1	GGB-FXD-240231-19Y-2.000-1.000	---	---	---	10.0000 22/06/2015	---	---	---	---	---
37,558,317	1.00	4.30	Actual/Actual	24/02/2032	20	---	24/02	4.30	1	GGB-FXD-240232-20Y-2.000-1.000	---	---	---	10.0000 22/06/2015	---	---	---	---	---
37,473,732	1.00	4.30	Actual/Actual	24/02/2033	21	---	24/02	4.30	1	GGB-FXD-240233-21Y-2.000-1.000	---	---	---	10.0000 22/06/2015	---	---	---	---	---
33,888,293	1.00	4.30	Actual/Actual	24/02/2034	22	---	24/02	4.30	1	GGB-FXD-240234-22Y-2.000-1.000	---	---	---	10.0000 22/06/2015	---	---	---	---	---
35,177,800	1.00	4.30	Actual/Actual	24/02/2035	23	---	24/02	4.30	1	GGB-FXD-240235-23Y-2.000-1.000	---	---	---	10.0000 22/06/2015	---	---	---	---	---
35,547,268	1.00	4.30	Actual/Actual	24/02/2036	24	---	24/02	4.30	1	GGB-FXD-240236-24Y-2.000-1.000	---	---	---	10.0000 22/06/2015	---	---	---	---	---
40,246,306	1.00	4.30	Actual/Actual	24/02/2037	25	---	24/02	4.30	1	GGB-FXD-240237-25Y-2.000-1.000	---	---	---	10.0000 22/06/2015	---	---	---	---	---
37,643,952	1.00	4.30	Actual/Actual	24/02/2038	26	---	24/02	4.30	1	GGB-FXD-240238-26Y-2.000-1.000	---	---	---	10.0000 22/06/2015	---	---	---	---	---
36,977,100	1.00	4.30	Actual/Actual	24/02/2039	27	---	24/02	4.30	1	GGB-FXD-240239-27Y-2.000-1.000	---	---	---	10.0000 22/06/2015	---	---	---	---	---
41,615,000	1.00	4.30	Actual/Actual	24/02/2040	28	---	24/02	4.30	1	GGB-FXD-240240-28Y-2.000-1.000	---	---	---	10.0000 22/06/2015	---	---	---	---	---
42,227,208	1.00	4.30	Actual/Actual	24/02/2041	29	---	24/02	4.30	1	GGB-FXD-240241-29Y-2.000-1.000	---	---	---	10.0000 22/06/2015	---	---	---	---	---
68,288,487	1.00	4.30	Actual/Actual	24/02/2042	30	---	24/02	4.30	1	GGB-FXD-240242-30Y-2.000-1.000	---	---	---	10.0000 22/06/2015	---	---	---	---	---
4,000,000	1,000.00	3.88	Actual/Actual	12/03/2029	10	---	12/03	3.88	1	GGB-FXD-120329-10Y-3.875-1.000	---	---	---	---	---	---	100.0000	B	15/10/2019
4,500,000	1,000.00	0.00	Actual/Actual	12/02/2026	5	---	12/02	0.00	1	GGB-FXD-120226-05Y-0.000-1.000	---	---	---	---	---	---	---	---	---
3,000,000	1,000.00	3.38	Actual/Actual	15/02/2025	7	---	15/02	3.38	1	GGB-FXD-150225-07Y-3.375-1.000	---	---	---	---	---	---	---	---	---
250,250	1,000.00	2.90	Actual/Actual	20/03/2023	4	---	20/03	2.90	1	GGB-FXD-200323-04Y-2.900-1.000	---	---	---	---	---	---	---	---	---
964,000	1,000.00	3.25	Actual/Actual	20/03/2025	6	---	20/03	3.25	1	GGB-FXD-200325-06Y-3.250-1.000	---	---	---	---	---	---	---	---	---

Government Bonds Notes

Transactions Volume = (Pieces) * (Nominal Price). Transactions Value = (Pieces) * (Nominal Price) * (price %) + (Accrued interest).

The Value of current coupon for the issues with NV 0.01 euro refers to NV 100 euros

FLR: Floating Interest Rate.

[1] - The Expiration Date of the interest bearing period and the Date for coupon payment.

Government Bonds

Number Listed Bonds	Nominal price	Today's Rate	Accrued Interest Calc	Exp. Date [1]	Duration (years)	Note	Coupons Date	Curr. coupon value	Trading Unit	Government Bonds	Price min	Price max	Closing price	Previous closing price/date	Volume	Transactions Value	Price	Last order Buy / Sell	Date
2,100,000	1,000.00	3.55	Actual/Actual	20/03/2026	7	---	20/03	3.55	1	GGB-FXD-200326-07Y-3.550-1.000	---	---	---	---	---	---	---	---	---
40,000	1,000.00	0.22	FLR Actual/360	16/09/2022	1	---	16/03 - 16/09	---	1	GGB-FLT-160922-01Y-0.108-1.000	---	---	---	---	---	---	---	---	---
5,500,000	1,000.00	1.50	Actual/Actual	18/06/2030	10	---	18/06	1.50	1	GGB-FXD-180630-10Y-1.500-1.000	---	---	---	---	---	---	---	---	---
5,364,250	1,000.00	3.25	Actual/Actual	20/03/2050	30	---	20/03	3.25	1	GGB-FXD-200350-30Y-3.250-1.000	---	---	---	---	---	---	---	---	---
3,924,361	1,000.00	2.00	Actual/Actual	22/04/2027	7	---	22/04	2.00	1	GGB-FXD-220427-07Y-2.000-1.000	---	---	---	---	---	---	99.9000	B	22/04/2020
2,500,000	1,000.00	1.88	Actual/Actual	23/07/2026	7	---	23/07	1.88	1	GGB-FXD-230726-07Y-1.875-1.000	---	---	---	---	---	---	---	---	---
3,500,000	1,000.00	1.88	Actual/Actual	24/01/2052	30	---	24/01	1.88	1	GGB-FXD-240152-30Y-1.875-1.000	---	---	---	---	---	---	---	---	---
3,000,000	1,000.00	1.75	Actual/Actual	18/06/2032	10	---	18/06	1.75	1	GGB-FXD-180632-10Y-1.750-1.000	---	---	---	---	---	---	---	---	---

Government Bonds Notes

Transactions Volume = (Pieces) * (Nominal Price). Transactions Value = (Pieces) * (Nominal Price) * (price %) + (Accrued interest).

The Value of current coupon for the issues with NV 0.01 euro refers to NV 100 euros

FLR: Floating Interest Rate.

[1] - The Expiration Date of the interest bearing period and the Date for coupon payment.

Treasury Bills & Zero Coupon Government Bonds

Issue Date	13-Week Maturity									26-Week Maturity									52-Week Maturity								
	Exp. Date	Initial Rate	Num Listed Bonds	Nominal price	Issue price	Last Trade Price	Last Trade Date	Volume Traded	Note	Exp. Date	Initial Rate	Num Listed Bonds	Nominal price	Issue price	Last Trade Price	Last Trade Date	Volume Traded	Note	Exp. Date	Initial Rate	Num Listed Bonds	Nominal price	Issue price	Last Trade Price	Last Trade Date	Volume Traded	Note
11/06/2021	---	---	---	---	---	---	---	---	---	---	---	---	---	---	---	---	---	---	10/06/2022	-0.31	1,600,000	1,000.00	1,003.10	---	---	---	---
10/09/2021	---	---	---	---	---	---	---	---	---	---	---	---	---	---	---	---	---	---	09/09/2022	-0.31	1,000,000	1,000.00	1,003.14	---	---	---	---
10/12/2021	---	---	---	---	---	---	---	---	---	---	---	---	---	---	---	---	---	---	09/12/2022	-0.40	600,000	1,000.00	1,004.06	---	---	---	---
11/03/2022	---	---	---	---	---	---	---	---	---	---	---	---	---	---	---	---	---	---	10/03/2023	-0.23	1,000,000	1,000.00	1,002.30	---	---	---	---

Bonds in Circulation	Currency / Min nominal traded Value	Coupons Payment Date	Current Coupon Value	Note	Coupon	Trading Unit	Issue Date	Duration (years)	Today's Interest	A.I.C in days	Bonds	Last price of previous days		Last Outcry in Cash (euro)		Trades in Pieces	Life min	Life Max	
												Price	Buy / Sell	Price	Buy / Sell				
Corporate Bonds in Foreign Currency and Euro																			
103,746	GBP / 10	01/12	0.25	---	63	1	01/12/1930	98	2.5	360	National Mortgage Bank	2.27	05/02/1996	2.27	S	05/02/1996	---	2.27	2.27
0	GBP / 10	01/12	0.25	---	65	1	01/12/1928	100	2.5	360	National Mortgage Bank	---	---	---	---	---	---	---	---

Government Bonds Notes

A.I.C: Accrued Interest Calculation base.

FLR: Floating Interest Rate.

The minimum tradeable Nominal Value for all Demeterialised Government Titles is 100 Euros.

(μφρ-0)

Athex & ATHEXClear Members List

Member Name				Stock Market			Derivatives Market		ATHEXClear Member	
	Address	Phone	Fax	Market Member	Remote Member	Market Maker	Proprietary	Market Maker	General Clearing	Direct Clearing
A. SARRIS SECURITIES S.A.				a						
6, ΔΡΑΓΑΤΣΑΝΙΟΥ 6 ΑΘΗΝΑ	2103367700									
ΑΕΟΝIC SECURITIES C.I.F. P.L.C.				a	a					
, ΛΑΪΟΥ 6, ΓΡ. 301B, ANNA COURT	35725337600									
ALPHA BANK S.A.									a	
, ΣΤΑΔΙΟΥ 40 ΑΘΗΝΑ	2103260000									
ALPHA FINANCE INVESTMENT SERVICES SINGLE MEMBER SA				a		a	a	a		a
5, ΜΕΡΛΙΝ 5 ΑΘΗΝΑ	2103677400									
ARGUS STOCKBROKERS LTD				a	a		a			
25, 25 ΛΕΩΦΟΡΟΣ ΔΗΜΟΣΘΕΝΗ ΣΕΒΕΡΗ	0035722717000									
ATLANTIC SECURITIES LTD				a	a					
37, ΠΡΟΔΡΟΜΟΥ 37	0035722445400									
AXON SECURITIES S.A.				a			a			
48, ΣΤΑΔΙΟΥ 48 ΑΘΗΝΑ	2103363800									
BETA SECURITIES S.A.				a		a	a			a
29, Α.ΑΛΕΞΑΝΔΡΑΣ 29 ΑΘΗΝΑ	2106478930									
BNP PARIBAS SECURITIES SERVICES									a	
2, ΛΑΜΨΑΚΟΥ 2 ΑΘΗΝΑ	2107468500									
BOFA SECURITIES EUROPE SA				a	a					
, 112 AVENUE KL'BER 75116	+33 153655555									
CAPITAL SECURITIES S.A.				a			a			
58, ΜΗΤΡΟΠΟΛΕΩΣ 58 ΑΘΗΝΑ	2103369700									
CFS SECURITIES INVESTMENT SERVICES S.A.				a						
3, ΠΑΠΑΡΡΗΓΟΠΟΥΛΟΥ 3 ΑΘΗΝΑ	2103360800									
CITIGROUP GLOBAL MARKETS EUROPE AG				a	a					
16, REUTERWEG 16 FRANKFURT	+49 691366-0									
CITIGROUP GLOBAL MARKETS LIMITED				a						
1, 33 CANADA SQUARE - CANARY WHARF	+44 02079864000									
CREDIT SUISSE BANK (EUROPE), S.A.				a	a					
, CALLE AYALA 42, 3A PLANTA-B MADRID	+34917916000									
CREDIT SUISSE SECURITIES (EUROPE) LIMITED				a						
1, ONE CABOT SQUARE LONDON	+44 2078888888									
CYCLOS SECURITIES S.A.				a			a			
39, ΠΑΝΕΠΙΣΤΗΜΙΟΥ 39 ΑΘΗΝΑ	2103364300									
DEUTSCHE BANK S.A.					a					
1, GREAT WINCHESTER STREET LONDON	+44 20 754 54209	00441133361437								
EUROBANK EQUITIES INVESTMENT FIRM S.A				a		a	a	a		a
, ΦΙΛΕΛΗΝΩΝ 10 & ΞΕΝΟΦΩΝΤΟΣ 13 ΑΘΗΝΑ	2103720425									
EUROBANK S.A.									a	
, ΟΘΩΝΟΣ 8 ΑΘΗΝΑ	2103337000									
EUROCORP INVESTMENT SERVICES S.A.				a			a			a
14, ΠΛ.ΦΙΛΙΚΗΣ ΕΤΑΙΡΕΙΑΣ 14 ΑΘΗΝΑ	2107263600									
EUROTRUST INVESTMENT FIRM SA				a						
113, ΣΕΒΑΣΤΟΥΠΟΛΕΩΣ 113 ΑΘΗΝΑ	2103363100									
EUROXX SECURITIES S.A.				a		a	a	a		a
7, ΠΑΛΑΙΟΛΟΓΟΥ ΧΑΛΑΝΔΡΙ	(210)-6879400	(210)-6879401								
7, ΠΑΛΕΟΛΟΓΟΥ ΧΑΛΑΝΔΡΙ	+30 2106879400	210-6879401								
G. A. PERVANAS SECURITIES- INVESTMENT SERVICES S.A.				a						
7-9, ΣΟΦΟΚΛΕΟΥΣ 7-9 ΑΘΗΝΑ	2103727200									
GLOBAL CAPITAL SECURITIES & FINANCIAL SERVICES LTD				a	a					
50, ΛΑΡΧΙΕΠΙΣΚΟΠΟΥ ΜΑΚΑΡΙΟΥ Γ50	0035722710710									
HELLENIC AMERICAN SECURITIES S.A.				a		a	a			a
27, ΑΝΔΡΕΑ ΠΑΠΑΝΔΡΕΟΥ 27 ΜΑΡΟΥΣΙ	2103311100									
HELLENIC BANK (INVESTMENTS) LTD					a					
, ΑVE.ΚΥΡΙΑΚΟΥ ΜΑΤΣΙ 31 - ΡΟ BOX 24747 NICOSIA	+357 22500100	357 22500110								
HSBC CONTINENTAL EUROPE									a	
109-111, Α.ΜΕΣΟΓΕΙΩΝ 109-111	2106960000									
INDEX SECURITIES S.A.				a						
6, ΔΡΑΓΑΤΣΑΝΙΟΥ 6 ΑΘΗΝΑ	2103213920									
J. CHR. MAVRIKIS SECURITIES S.A.				a						
5, ΣΟΦΟΚΛΕΟΥΣ 5 ΑΘΗΝΑ	2103216730									
ΚΑΡΡΑ SECURITIES S.A.				a			a			
15, ΒΑΛΑΩΡΙΤΟΥ 15 ΑΘΗΝΑ	2103678600									

Athex & ATHEXClear Members List

Member Name				Stock Market			Derivatives Market		ATHEXClear Member	
	Address	Phone	Fax	Market Member	Remote Member	Market Maker	Proprietary	Market Maker	General Clearing	Direct Clearing
KARAMANOF SECURITIES & INVESTMENT SERVICES S.A.				a						
2, ΠΛΑΓ.ΘΕΟΔΩΡΩΝ 2 ATHINA	2103212947									
LAIKI FINANCIAL SERVICES LTD					a					
26, AVE. VYRONOS NICOSIA	357 22367367	357 22718567								
LEON DEPOLAS SECURITIES S.A.				a		a	a			
1, ΧΡΗΣΤΟΥ ΛΑΔΑ 1 ATHINA	2103213276 -28									
MEGA EQUITY SECURITIES & FINANCIAL SERVICES PUBLIC LTD				a	a		a			
42-44, ΛΕΩΦ.ΓΡΙΒΑ ΔΙΓΕΝΗ 42-44	0035722711711									
MERIT SECURITIES S.A				a		a	a			a
5, ΣΟΦΟΚΛΕΟΥΣ 5 ATHINA	2103671880									
MERRILL LYNCH INTERNATIONAL				a						
2, 2 KING EDWARD STREET LONDON	+44 20276281000									
N. CHRYSOCHOIDIS SECURITIES S.A.				a			a			a
7-9, ΣΟΦΟΚΛΕΟΥΣ 7-9 ATHINA	2103213913									
NATIONAL BANK OF GREECE S.A.				a			a		a	
86, ΑΙΟΛΟΥ STR. ATHINA	(210)-3341000	(210)-3228187								
68, ΑΚΑΔΙΜΙΑΣ STR. ATHINA	(210)-3328817	(210)-3328678								
NATIONAL SECURITIES SINGLE MEMBER SA				a		a	a	a		
66, ΛΕΩΦΟΡΟΣ ΑΘΗΝΩΝ 128-132 & ΙΦΙΓΕΝΙΑΣ ATHINA	2103328784									
NUNTIUS BROKERAGE AND INVESTMENT SERVICES S.A				a						
6, ΔΡΑΓΑΤΣΑΝΙΟΥ 6 ATHINA	2103350599									
ONE PLUS CAPITAL LIMITED				a	a					
, 75 PRODROMOU AVENUE NICOSIA 1307	35722873760									
OPTIMA BANK S.A.				a		a	a	a	a	
32, ΑΙΓΙΑΛΕΙΑΣ 32 & ΠΑΡΑΔΕΙΣΟΥ MAROUSI	2108173663									
PANTELAKIS SECURITIES S.A.				a		a	a	a		
57, ΕΘΝΙΚΗΣ ΑΝΤΙΣΤΑΣΕΩΣ 57, ΚΤΙΠΙΟ Β CHALANDRI	2106965000									
PEGASUS SECURITIES S.A				a			a			
17, ΒΑΛΑΩΡΙΤΟΥ 17 & ΑΜΕΡΙΚΗΣ ATHINA	2103670700									
PIRAEUS BANK S.A.				a			a		a	
, ΑΜΕΡΙΚΗΣ 4 ATHINA	2103335000									
PIRAEUS SECURITIES S. A.				a		a	a	a		a
10, ΣΤΑΔΙΟΥ 10 ATHINA	2103354100									
PROCHOICE SECURITIES LTD				a	a					
57, ΛΕΩΦ.ΣΠΥΡΟΥ ΚΥΠΡΙΑΝΟΥ 57, ΑΚΙΝΗΤΑ Φ	035724661192									
SHARELINK SECURITIES & FINANCIAL SERVICES LTD				a			a			
6, HOUSE-ΘΕΟΤΟΚΗ 6 ΜΕΓΑΡΟ ΕΛΛΗΝΑ	+357 22554200									
SOCIETE GENERALE S.A.				a	a		a			
, 17 COURS VALMY, CEDEX	+157290504									
SOLIDUS SECURITIES S.A				a			a			a
64, ΛΟΥΙΖΗΣ ΠΙΑΝΚΟΥΡ 64 ATHINA	2106900600									
ST. EM. LAVRENTAKIS SECURITIES S.A.				a			a			
7-9, ΣΟΦΟΚΛΕΟΥΣ 7-9 ATHINA	2103213336									
THE CYPRUS INVESTMENT & SECURITIES CORPORATION LTD				a	a					
154, ΛΕΩΦ. ΚΥΡΗΝΕΙΑΣ	0035722121700									
UBS EUROPE SE				a	a					
, OPERNTURM, BOCKENHEIMER LANDSTRASSE 2-4	496921790									
UBS LIMITED					a					
1, FINSBURY AVENUE LONDON	+44 2075687135									

List of Stocks under Market Making operations

Securities	Market Maker	Start Market Making	Stock Category	Suspension Status
MLS MULTIMEDIA SA (CR)	PIRAEUS SECURITIES S. A.	01/08/2019		
ALPHA ETF FTSE Athex Large Cap	ALPHA FINANCE INVESTMENT SERVICES SINGLE MEMBER SA	02/01/1900	Exchange Traded Funds (ETFs)	
	NATIONAL SECURITIES SINGLE MEMBER SA	02/01/1900		
ADMIE (IPTO) HOLDING S.A. (CR)	EUROBANK EQUITIES INVESTMENT FIRM S.A	24/05/2021	Main Market	
	HELLENIC AMERICAN SECURITIES S.A.	09/03/2020		
	PIRAEUS SECURITIES S. A.	29/06/2017		
AEGEAN AIRLINES (CR)	EUROBANK EQUITIES INVESTMENT FIRM S.A	22/09/2020	Main Market	
ALPHA SERVICES HOLD (CR)	ALPHA FINANCE INVESTMENT SERVICES SINGLE MEMBER SA	29/02/2016	Main Market	
	EUROBANK EQUITIES INVESTMENT FIRM S.A	22/10/2006		
	HELLENIC AMERICAN SECURITIES S.A.	25/07/2014		
	LEON DEPOLAS SECURITIES S.A.	04/01/2016		
	MERIT SECURITIES S.A	03/09/2012		
	NATIONAL SECURITIES SINGLE MEMBER SA	02/01/1900		
	PIRAEUS SECURITIES S. A.	28/05/2009		
ANDROMEDA SA (CR)	BETA SECURITIES S.A.	15/02/2021	Main Market	
AS COMPANY SA (CR)	EUROBANK EQUITIES INVESTMENT FIRM S.A	01/04/2019	Main Market	
ATTICA BANK S.A. (CR)	EUROXX SECURITIES S.A.	22/01/2016	Main Market	
AUTOHELLAS SA (CR)	ALPHA FINANCE INVESTMENT SERVICES SINGLE MEMBER SA	01/07/2019	Main Market	
	EUROXX SECURITIES S.A.	02/07/2018		
AVAX S.A. (CR)	EUROBANK EQUITIES INVESTMENT FIRM S.A	14/12/2015	Main Market	
	PIRAEUS SECURITIES S. A.	01/02/2021		
AVE (CR)	EUROXX SECURITIES S.A.	05/06/2020	Main Market	
BRIQ PROPERTIES (CR)	EUROBANK EQUITIES INVESTMENT FIRM S.A	09/09/2019	Main Market	
	LEON DEPOLAS SECURITIES S.A.	22/02/2021		
BYTE COMPUTER SA (CR)	MERIT SECURITIES S.A	04/08/2008	Main Market	
CC HBC AG (CR)	BETA SECURITIES S.A.	08/03/2021	Main Market	
	NATIONAL SECURITIES SINGLE MEMBER SA	02/01/1900		
	PIRAEUS SECURITIES S. A.	04/05/2015		
CENERGY HOLDINGS (CB)	ALPHA FINANCE INVESTMENT SERVICES SINGLE MEMBER SA	02/01/2016	Main Market	
	EUROBANK EQUITIES INVESTMENT FIRM S.A	02/01/2016		
	OPTIMA BANK S.A.	14/03/2022		
CNL CAPITAL (CR)	MERIT SECURITIES S.A	01/10/2018	Main Market	
EKTER SA (CR)	EUROBANK EQUITIES INVESTMENT FIRM S.A	16/10/2017	Main Market	
	LEON DEPOLAS SECURITIES S.A.	21/05/2018		
ELASTRON (CR)	LEON DEPOLAS SECURITIES S.A.	20/02/2017	Main Market	
ELLAKTOR (CR)	ALPHA FINANCE INVESTMENT SERVICES SINGLE MEMBER SA	18/03/2019	Main Market	
	EUROBANK EQUITIES INVESTMENT FIRM S.A	01/06/2012		
	EUROXX SECURITIES S.A.	24/09/2018		
	NATIONAL SECURITIES SINGLE MEMBER SA	02/01/1900		
	PIRAEUS SECURITIES S. A.	22/10/2018		
ELTON SA (CR)	BETA SECURITIES S.A.	03/09/2012	Main Market	
	LEON DEPOLAS SECURITIES S.A.	01/04/2019		
ELVALHALCOR (CR)	ALPHA FINANCE INVESTMENT SERVICES SINGLE MEMBER SA	07/05/2018	Main Market	
	EUROBANK EQUITIES INVESTMENT FIRM S.A	07/05/2018		
ELVE SA (CR)	LEON DEPOLAS SECURITIES S.A.	02/11/2020	Main Market	
ENTERSOFT (CR)	EUROBANK EQUITIES INVESTMENT FIRM S.A	22/06/2020	Main Market	

List of Stocks under Market Making operations

Securities	Stock Category
Market Maker	Start Market Making
EUROBANK HOLDINGS (CR)	Main Market
ALPHA FINANCE INVESTMENT SERVICES SINGLE MEMBER SA	09/01/2006
EUROBANK EQUITIES INVESTMENT FIRM S.A	01/06/2012
HELLENIC AMERICAN SECURITIES S.A.	25/07/2014
LEON DEPOLAS SECURITIES S.A.	30/11/2018
MERIT SECURITIES S.A	06/11/2017
NATIONAL SECURITIES SINGLE MEMBER SA	02/01/1900
PIRAEUS SECURITIES S. A.	28/09/2009
EYDAP S.A. (CR)	Main Market
ALPHA FINANCE INVESTMENT SERVICES SINGLE MEMBER SA	27/01/2020
EUROBANK EQUITIES INVESTMENT FIRM S.A	10/06/2019
FOURLIS (CR)	Main Market
EUROBANK EQUITIES INVESTMENT FIRM S.A	01/12/2016
PIRAEUS SECURITIES S. A.	06/03/2017
GEK TERNA (CR)	Main Market
BETA SECURITIES S.A.	08/03/2021
EUROBANK EQUITIES INVESTMENT FIRM S.A	24/05/2021
PIRAEUS SECURITIES S. A.	29/08/2019
GR. SARANTIS S.A. (CR)	Main Market
BETA SECURITIES S.A.	14/05/2012
EUROBANK EQUITIES INVESTMENT FIRM S.A	24/10/2016
HELLENIC EXCHANGES-A.S.E. (CR)	Main Market
HELLENIC AMERICAN SECURITIES S.A.	01/09/2014
NATIONAL SECURITIES SINGLE MEMBER SA	02/01/1900
PIRAEUS SECURITIES S. A.	04/05/2015
HELLENIC PETROLEUM (CR)	Main Market
HELLENIC AMERICAN SECURITIES S.A.	14/09/2015
PIRAEUS SECURITIES S. A.	20/03/2017
IDEAL HOLDINGS (CR)	Main Market
EUROBANK EQUITIES INVESTMENT FIRM S.A	07/06/2021
PIRAEUS SECURITIES S. A.	07/06/2021
IKTINOS HELLAS SA (CR)	Main Market
ALPHA FINANCE INVESTMENT SERVICES SINGLE MEMBER SA	01/04/2019
EUROBANK EQUITIES INVESTMENT FIRM S.A	25/02/2019
NATIONAL SECURITIES SINGLE MEMBER SA	02/01/1900
INFORM P. LYKOS (CR)	Main Market
BETA SECURITIES S.A.	31/01/2022
INTERCONTINENTAL (CR)	Main Market
LEON DEPOLAS SECURITIES S.A.	03/06/2019
INTERWOOD-XYLEMPORIA (CR)	Main Market
EUROBANK EQUITIES INVESTMENT FIRM S.A	05/07/2021
PANTELAKIS SECURITIES S.A.	01/07/2021
INTRAKAT (CR)	Main Market
BETA SECURITIES S.A.	04/10/2021
JUMBO SA (CR)	Main Market
BETA SECURITIES S.A.	01/02/2021
EUROBANK EQUITIES INVESTMENT FIRM S.A	25/05/2020
MERIT SECURITIES S.A	06/11/2017
PIRAEUS SECURITIES S. A.	06/03/2017
KARAMOLEGOS SA (CR)	Main Market
EUROXX SECURITIES S.A.	04/10/2019
KLOUKINAS - LAPPAS SA (CR)	Main Market
BETA SECURITIES S.A.	22/09/2014
KRI-KRI S.A. (CR)	Main Market
EUROBANK EQUITIES INVESTMENT FIRM S.A	07/05/2018
LEON DEPOLAS SECURITIES S.A.	16/01/2017
LAMDA DEVELOPMENT SA (CR)	Main Market
EUROBANK EQUITIES INVESTMENT FIRM S.A	08/12/2014
PANTELAKIS SECURITIES S.A.	06/11/2017
PIRAEUS SECURITIES S. A.	29/06/2017
LAMPSA HOTEL SA (CR)	Main Market
LEON DEPOLAS SECURITIES S.A.	16/01/2017
MARFIN INVESTMENT GROUP (CR)	Main Market
EUROBANK EQUITIES INVESTMENT FIRM S.A	23/03/2015
PIRAEUS SECURITIES S. A.	02/02/2009

List of Stocks under Market Making operations

Securities	Market Maker	Start Market Making	Stock Category
MOTOR OIL (CR)			Main Market
	BETA SECURITIES S.A.	08/03/2021	
	EUROBANK EQUITIES INVESTMENT FIRM S.A	22/10/2006	
	LEON DEPOLAS SECURITIES S.A.	01/04/2019	
	MERIT SECURITIES S.A	25/02/2019	
	NATIONAL SECURITIES SINGLE MEMBER SA	02/01/1900	
	PIRAEUS SECURITIES S. A.	04/05/2015	
MYTILINEOS (CR)			Main Market
	ALPHA FINANCE INVESTMENT SERVICES SINGLE MEMBER SA	15/04/2019	
	BETA SECURITIES S.A.	11/04/2022	
	EUROBANK EQUITIES INVESTMENT FIRM S.A	20/09/2017	
	MERIT SECURITIES S.A	25/02/2019	
	NATIONAL SECURITIES SINGLE MEMBER SA	02/01/1900	
	PIRAEUS SECURITIES S. A.	04/05/2015	
NATIONAL BANK (CR)			Main Market
	ALPHA FINANCE INVESTMENT SERVICES SINGLE MEMBER SA	09/01/2006	
	EUROBANK EQUITIES INVESTMENT FIRM S.A	22/10/2006	
	HELLENIC AMERICAN SECURITIES S.A.	25/07/2014	
	LEON DEPOLAS SECURITIES S.A.	20/05/2015	
	MERIT SECURITIES S.A	03/09/2012	
	NATIONAL SECURITIES SINGLE MEMBER SA	02/01/1900	
	PIRAEUS SECURITIES S. A.	08/09/2008	
OPAP (CR)			Main Market
	ALPHA FINANCE INVESTMENT SERVICES SINGLE MEMBER SA	09/01/2006	
	BETA SECURITIES S.A.	11/04/2022	
	EUROBANK EQUITIES INVESTMENT FIRM S.A	22/10/2006	
	HELLENIC AMERICAN SECURITIES S.A.	25/07/2014	
	MERIT SECURITIES S.A	20/03/2017	
	NATIONAL SECURITIES SINGLE MEMBER SA	02/01/1900	
	PIRAEUS SECURITIES S. A.	04/05/2015	
OTE (CR)			Main Market
	ALPHA FINANCE INVESTMENT SERVICES SINGLE MEMBER SA	09/01/2006	
	BETA SECURITIES S.A.	11/04/2022	
	EUROBANK EQUITIES INVESTMENT FIRM S.A	22/10/2006	
	HELLENIC AMERICAN SECURITIES S.A.	25/07/2014	
	LEON DEPOLAS SECURITIES S.A.	20/04/2015	
	MERIT SECURITIES S.A	20/03/2017	
	NATIONAL SECURITIES SINGLE MEMBER SA	02/01/1900	
	PIRAEUS SECURITIES S. A.	08/09/2008	
P.P.A. S.A. (CR)			Main Market
	EUROBANK EQUITIES INVESTMENT FIRM S.A	06/02/2019	
PAPOUTSANIS (CR)			Main Market
	BETA SECURITIES S.A.	25/11/2013	
	EUROBANK EQUITIES INVESTMENT FIRM S.A	06/12/2021	
PETROPOULOS PETROS (CR)			Main Market
	EUROBANK EQUITIES INVESTMENT FIRM S.A	01/04/2019	
	PANTELAKIS SECURITIES S.A.	16/03/2020	
PIRAEUS FINANCIAL HOLD (CR)			Main Market
	ALPHA FINANCE INVESTMENT SERVICES SINGLE MEMBER SA	15/04/2019	
	EUROBANK EQUITIES INVESTMENT FIRM S.A	22/10/2006	
	EUROXX SECURITIES S.A.	15/02/2016	
	HELLENIC AMERICAN SECURITIES S.A.	25/07/2014	
	LEON DEPOLAS SECURITIES S.A.	30/11/2018	
	MERIT SECURITIES S.A	16/09/2013	
	NATIONAL SECURITIES SINGLE MEMBER SA	02/01/1900	
	PIRAEUS SECURITIES S. A.	16/02/2009	
PLAISIO COMPUTERS SA (CR)			Main Market
	EUROBANK EQUITIES INVESTMENT FIRM S.A	02/03/2015	
PPC (CR)			Main Market
	ALPHA FINANCE INVESTMENT SERVICES SINGLE MEMBER SA	09/01/2006	
	BETA SECURITIES S.A.	01/02/2021	
	EUROBANK EQUITIES INVESTMENT FIRM S.A	22/10/2006	
	HELLENIC AMERICAN SECURITIES S.A.	01/09/2014	
	MERIT SECURITIES S.A	06/11/2017	
	NATIONAL SECURITIES SINGLE MEMBER SA	02/01/1900	
	PIRAEUS SECURITIES S. A.	28/09/2009	
PREMIA (CR)			Main Market
	BETA SECURITIES S.A.	01/06/2021	
	PANTELAKIS SECURITIES S.A.	23/12/2021	

List of Stocks under Market Making operations

Securities	Market Maker	Start Market Making	Stock Category
PROFILE SA (CR)			Main Market
	PANTELAKIS SECURITIES S.A.	01/07/2019	
QUEST HOLDINGS (CR)			Main Market
	BETA SECURITIES S.A.	26/03/2018	
	EUROBANK EQUITIES INVESTMENT FIRM S.A	28/01/2019	
TECHNICAL OLYMPIC SA (CR)			Main Market
	BETA SECURITIES S.A.	04/04/2022	
TERNA ENERGY (CR)			Main Market
	EUROBANK EQUITIES INVESTMENT FIRM S.A	24/05/2021	
	PIRAEUS SECURITIES S. A.	09/12/2019	
THRACE PLASTICS SA (CR)			Main Market
	ALPHA FINANCE INVESTMENT SERVICES SINGLE MEMBER SA	26/03/2018	
	EUROBANK EQUITIES INVESTMENT FIRM S.A	26/03/2018	
TITAN CEMENT (CB)			Main Market
	BETA SECURITIES S.A.	01/02/2021	
	EUROBANK EQUITIES INVESTMENT FIRM S.A	06/11/2019	
	PIRAEUS SECURITIES S. A.	18/01/2021	
TZIRAKIAN PROFIL (CR)			Main Market
	LEON DEPOLAS SECURITIES S.A.	19/07/2021	
UNIBIOS (CR)			Main Market
	LEON DEPOLAS SECURITIES S.A.	01/02/2021	
VIOHALCO SA/NV (CB)			Main Market
	ALPHA FINANCE INVESTMENT SERVICES SINGLE MEMBER SA	11/03/2008	
	EUROBANK EQUITIES INVESTMENT FIRM S.A	04/03/2014	
	MERIT SECURITIES S.A	17/03/2014	

Underlying Asset				Derivatives Market													
Price max	Price min	Closing price	change	Delivery Month	Open price	Price max	Price min	Last price	Closing price	Last Bid	Last Ask	Fixing price*	Life high	Life low	Trades	Volume	Open Interest
FTSE/Athex Large Cap				(Trade Unit: 1 Index Point x 2€, Cash Settlement)													
2,094.14	2,059.26	2,083.87	1.20%	May 2022	2,075.00	2,094.00	2,075.00	2,084.00	2,084.00	---	---	---	2,325.50	---	130	725	2,659
				June 2022	2,085.00	2,093.75	2,075.50	2,082.50	2,082.50	---	---	---	2,322.00	---	162	1,079	1,358
				July 2022	---	---	---	---	2,066.00	---	---	---	---	---	---	---	---
				September 2022	---	---	---	---	2,073.25	---	---	---	---	---	---	---	---
				December 2022	---	---	---	---	2,083.75	---	---	---	---	---	---	---	---
				March 2023	---	---	---	---	2,094.25	---	---	---	---	---	---	---	---
FTSE/Athex Banks				(Trade Unit: 1 Index Point x 15€, Cash Settlement)													
572.96	555.70	566.65	1.97%	June 2022	---	---	---	---	562.00	---	---	---	655.50	---	---	---	---
				September 2022	---	---	---	---	559.50	---	---	---	---	---	---	---	---
				December 2022	---	---	---	---	562.25	---	---	---	---	---	---	---	---
				March 2023	---	---	---	---	565.00	---	---	---	---	---	---	---	---

Derivatives notes

Fixing prices and final open positions can be retrieved from the following path <http://www.helex.gr/el/web/guest/statistics-end-of-day-derivatives>

Underlying Asset				Derivatives Market													
Price max	Price min	Closing price	change	Delivery Month	Open price	Price max	Price min	Last price	Closing price	Last Bid	Last Ask	Fixing price*	Life high	Life low	Trades	Volume	Open Interest
ADMIE (IPTO) HOLDING S.A. (CR)				(Contract Size: 100 Securities, Physical Delivery)													
2.2	2.13	2.2	2.80%	June 2022	2.19	2.20	2.19	2.20	2.20	---	---	---	2.38	---	29	176	4,840
				September 2022	---	---	---	---	2.15	---	---	---	---	---	---	---	---
				December 2022	---	---	---	---	2.17	---	---	---	---	---	---	---	---
				March 2023	---	---	---	---	2.18	---	---	---	---	---	---	---	---
ALPHA SERVICES HOLD (CR)				(Contract Size: 100 Securities, Physical Delivery)													
0.9446	0.9104	0.936	3.24%	June 2022	0.920	0.945	0.910	0.935	0.935	---	---	---	1.45	---	348	11,436	124,112
				September 2022	---	---	---	---	0.919	---	---	---	1.27	---	---	---	1,405
				December 2022	---	---	---	---	0.917	---	---	---	---	---	---	---	---
				March 2023	---	---	---	---	0.922	---	---	---	---	---	---	---	---
CC HBC AG (CR)				(Contract Size: 100 Securities, Physical Delivery)													
21.34	21	21.25	1.82%	June 2022	21.15	21.29	21.08	21.19	21.19	---	---	---	27.57	---	45	159	1,511
				September 2022	---	---	---	---	20.57	---	---	---	19.22	---	---	---	46
				December 2022	---	---	---	---	21.12	---	---	---	---	---	---	---	---
				March 2023	---	---	---	---	21.22	---	---	---	---	---	---	---	---
CENERGY HOLDINGS (CB)				(Contract Size: 100 Securities, Physical Delivery)													
3.23	3.125	3.23	2.05%	June 2022	3.22	3.25	3.19	3.24	3.24	---	---	---	3.98	---	27	117	9,571
				September 2022	---	---	---	---	3.14	---	---	---	3.50	---	---	---	50
				December 2022	---	---	---	---	3.20	---	---	---	---	---	---	---	---
				March 2023	---	---	---	---	3.22	---	---	---	---	---	---	---	---
ELLAKTOR (CR)				(Contract Size: 100 Securities, Physical Delivery)													
1.706	1.686	1.694	0.36%	June 2022	1.69	1.70	1.69	1.70	1.70	---	---	---	1.71	---	6	202	5,039
				September 2022	---	---	---	---	1.72	---	---	---	1.47	---	---	---	---
				December 2022	---	---	---	---	1.71	---	---	---	---	---	---	---	---
				March 2023	---	---	---	---	1.72	---	---	---	---	---	---	---	---
EUROBANK HOLDINGS (CR)				(Contract Size: 100 Securities, Physical Delivery)													
0.918	0.9032	0.9076	1.34%	June 2022	0.910	0.920	0.906	0.910	0.910	---	---	---	1.15	---	136	3,665	35,667
				September 2022	---	---	---	---	0.909	---	---	---	0.924	---	---	---	1,083
				December 2022	---	---	---	---	0.906	---	---	---	---	---	---	---	---
				March 2023	---	---	---	---	0.911	---	---	---	---	---	---	---	---
EYDAP S.A. (CR)				(Contract Size: 100 Securities, Physical Delivery)													
7.15	6.95	7.1	0.71%	June 2022	---	---	---	---	7.06	---	---	---	7.26	---	---	---	376
				September 2022	---	---	---	---	7.10	---	---	---	---	---	---	---	---
				December 2022	---	---	---	---	7.13	---	---	---	---	---	---	---	---
				March 2023	---	---	---	---	7.17	---	---	---	---	---	---	---	---

Derivatives notes

Fixing prices and final open positions can be retrieved from the following path <http://www.helex.gr/el/web/guest/statistics-end-of-day-derivatives>

Underlying Asset				Derivatives Market													
Price max	Price min	Closing price	change	Delivery Month	Open price	Price max	Price min	Last price	Closing price	Last Bid	Last Ask	Fixing price*	Life high	Life low	Trades	Volume	Open Interest
FOURLIS (CR)																	
(Contract Size: 100 Securities, Physical Delivery)																	
3.39	3.335	3.37	0.60%	June 2022	3.39	3.39	3.35	3.35	3.35	---	---	---	4.14	---	15	25	2,687
---	---	---	---	September 2022	---	---	---	---	3.18	---	---	---	3.90	---	---	---	61
---	---	---	---	December 2022	---	---	---	---	3.39	---	---	---	---	---	---	---	---
---	---	---	---	March 2023	---	---	---	---	3.41	---	---	---	---	---	---	---	---
GEK TERNA (CR)																	
(Contract Size: 100 Securities, Physical Delivery)																	
9.58	9.25	9.42	-0.32%	June 2022	9.37	9.58	9.36	9.51	9.51	---	---	---	10.36	---	12	24	6,297
---	---	---	---	September 2022	---	---	---	---	9.47	---	---	---	9.91	---	---	---	20
---	---	---	---	December 2022	---	---	---	---	9.56	---	---	---	---	---	---	---	---
---	---	---	---	March 2023	---	---	---	---	9.61	---	---	---	---	---	---	---	---
HELLENIC EXCHANGES-A.S.E. (CR)																	
(Contract Size: 100 Securities, Physical Delivery)																	
3.69	3.62	3.66	1.10%	June 2022	3.48	3.55	3.48	3.55	3.55	---	---	---	4.08	---	4	11	1,091
---	---	---	---	September 2022	---	---	---	---	3.64	---	---	---	---	---	---	---	---
---	---	---	---	December 2022	---	---	---	---	3.66	---	---	---	---	---	---	---	---
---	---	---	---	March 2023	---	---	---	---	3.68	---	---	---	---	---	---	---	---
HELLENIC PETROLEUM (CR)																	
(Contract Size: 100 Securities, Physical Delivery)																	
6.9	6.75	6.81	0.89%	June 2022	6.74	6.88	6.74	6.85	6.85	---	---	---	7.53	---	10	19	1,432
---	---	---	---	September 2022	---	---	---	---	6.80	---	---	---	---	---	---	---	---
---	---	---	---	December 2022	---	---	---	---	6.83	---	---	---	---	---	---	---	---
---	---	---	---	March 2023	---	---	---	---	6.86	---	---	---	---	---	---	---	---
INTRACOM HOLDINGS (CR)																	
(Contract Size: 100 Securities, Physical Delivery)																	
1.634	1.604	1.604	0.50%	June 2022	1.62	1.62	1.62	1.62	1.62	---	---	---	1.92	---	1	5	5,385
---	---	---	---	September 2022	---	---	---	---	1.61	---	---	---	---	---	---	---	---
---	---	---	---	December 2022	---	---	---	---	1.61	---	---	---	---	---	---	---	---
---	---	---	---	March 2023	---	---	---	---	1.62	---	---	---	---	---	---	---	---
JUMBO SA (CR)																	
(Contract Size: 100 Securities, Physical Delivery)																	
15.16	14.78	14.92	0.07%	June 2022	14.45	14.73	14.45	14.64	14.64	---	---	---	15.80	---	9	14	638
---	---	---	---	September 2022	---	---	---	---	14.78	---	---	---	14.78	---	---	---	17
---	---	---	---	December 2022	---	---	---	---	15.09	---	---	---	---	---	---	---	---
---	---	---	---	March 2023	---	---	---	---	15.16	---	---	---	---	---	---	---	---
LAMDA DEVELOPMENT SA (CR)																	
(Contract Size: 100 Securities, Physical Delivery)																	
5.88	5.7	5.87	2.98%	June 2022	5.78	5.89	5.77	5.89	5.89	---	---	---	7.07	---	29	53	6,281
---	---	---	---	September 2022	---	---	---	---	5.69	---	---	---	5.84	---	---	---	25
---	---	---	---	December 2022	---	---	---	---	5.77	---	---	---	---	---	---	---	---
---	---	---	---	March 2023	---	---	---	---	5.80	---	---	---	---	---	---	---	---

Derivatives notes

Fixing prices and final open positions can be retrieved from the following path <http://www.helex.gr/el/web/guest/statistics-end-of-day-derivatives>

Underlying Asset				Derivatives Market													
Price max	Price min	Closing price	change	Delivery Month	Open price	Price max	Price min	Last price	Closing price	Last Bid	Last Ask	Fixing price*	Life high	Life low	Trades	Volume	Open Interest
MARFIN INVESTMENT GROUP (CR) (Contract Size: 100 Securities, Physical Delivery)																	
0.0261	0.0256	0.026	0.00%	June 2022	---	---	---	---	0.027	---	---	---	0.031	---	---	---	30,384
				September 2022	---	---	---	---	0.026	---	---	---	---	---	---	---	---
				December 2022	---	---	---	---	0.026	---	---	---	---	---	---	---	---
				March 2023	---	---	---	---	0.026	---	---	---	---	---	---	---	---
MOTOR OIL (CR) (Contract Size: 100 Securities, Physical Delivery)																	
16.37	15.92	16.3	1.88%	June 2022	16.06	16.32	16.00	16.25	16.25	---	---	---	16.52	---	38	81	1,104
				September 2022	---	---	---	---	16.11	---	---	---	---	---	---	---	---
				December 2022	---	---	---	---	16.19	---	---	---	---	---	---	---	---
				March 2023	---	---	---	---	16.27	---	---	---	---	---	---	---	---
MYTILINEOS (CR) (Contract Size: 100 Securities, Physical Delivery)																	
16.49	15.98	16.28	2.07%	June 2022	16.05	16.48	16.05	16.24	16.24	---	---	---	18.22	---	55	178	5,361
				September 2022	15.94	15.96	15.94	15.96	15.96	---	---	---	18.00	---	2	22	131
				December 2022	---	---	---	---	16.14	---	---	---	---	---	---	---	---
				March 2023	---	---	---	---	16.22	---	---	---	---	---	---	---	---
NATIONAL BANK (CR) (Contract Size: 100 Securities, Physical Delivery)																	
3.38	3.274	3.313	2.13%	June 2022	3.29	3.39	3.28	3.32	3.32	---	---	---	4.12	---	421	5,558	25,814
				September 2022	---	---	---	---	3.28	---	---	---	3.79	---	---	---	161
				December 2022	---	---	---	---	3.28	---	---	---	---	---	---	---	---
				March 2023	---	---	---	---	3.30	---	---	---	---	---	---	---	---
OPAP (CR) (Contract Size: 100 Securities, Physical Delivery)																	
13.66	13.15	13.39	2.53%	June 2022	13.36	13.62	13.35	13.46	13.46	---	---	---	14.66	---	13	17	1,198
				September 2022	---	---	---	---	12.23	---	---	---	13.68	---	---	---	80
				December 2022	---	---	---	---	13.22	---	---	---	---	---	---	---	---
				March 2023	---	---	---	---	13.28	---	---	---	---	---	---	---	---
OTE (CR) (Contract Size: 100 Securities, Physical Delivery)																	
17.7	16.97	16.97	-2.19%	June 2022	17.64	17.64	17.01	17.01	17.01	---	---	---	18.45	---	107	266	1,128
				September 2022	---	---	---	---	16.68	---	---	---	17.91	---	---	---	1
				December 2022	---	---	---	---	17.56	---	---	---	---	---	---	---	---
				March 2023	---	---	---	---	17.64	---	---	---	---	---	---	---	---
P.P.A. S.A. (CR) (Contract Size: 100 Securities, Physical Delivery)																	
16.54	16.24	16.46	-0.12%	June 2022	---	---	---	---	16.55	---	---	---	17.90	---	---	---	702
				September 2022	---	---	---	---	16.59	---	---	---	---	---	---	---	---
				December 2022	---	---	---	---	16.68	---	---	---	---	---	---	---	---
				March 2023	---	---	---	---	16.76	---	---	---	---	---	---	---	---

Derivatives notes

Fixing prices and final open positions can be retrieved from the following path <http://www.helex.gr/el/web/guest/statistics-end-of-day-derivatives>

Underlying Asset					Derivatives Market													
Price max	Price min	Closing price	change	Delivery Month	Open price	Price max	Price min	Last price	Closing price	Last Bid	Last Ask	Fixing price*	Life high	Life low	Trades	Volume	Open Interest	
PIRAEUS FINANCIAL HOLD (CR)																		
(Contract Size: 100 Securities, Physical Delivery)																		
1.224	1.2	1.21	0.41%	June 2022	1.23	1.23	1.20	1.20	1.20	---	---	---	1.68	---	83	1,264	27,941	
				September 2022	---	---	---	---	1.20	---	---	---	1.48	---	---	---	1,520	
				December 2022	---	---	---	---	1.22	---	---	---	---	---	---	---	---	
				March 2023	---	---	---	---	1.23	---	---	---	---	---	---	---	---	
PPC (CR)																		
(Contract Size: 100 Securities, Physical Delivery)																		
6.55	6.29	6.33	0.48%	June 2022	6.41	6.56	6.34	6.39	6.39	---	---	---	9.47	---	199	1,195	14,486	
				September 2022	6.40	6.40	6.40	6.40	6.40	---	---	---	8.20	---	1	30	10	
				December 2022	---	---	---	---	6.37	---	---	---	---	---	---	---	---	
				March 2023	---	---	---	---	6.41	---	---	---	---	---	---	---	---	
TERNA ENERGY (CR)																		
(Contract Size: 100 Securities, Physical Delivery)																		
17.57	17.24	17.24	-0.35%	June 2022	17.45	17.45	17.27	17.28	17.28	---	---	---	18.51	---	15	46	4,465	
				September 2022	---	---	---	---	17.59	---	---	---	16.62	---	---	---	132	
				December 2022	---	---	---	---	17.51	---	---	---	---	---	---	---	---	
				March 2023	---	---	---	---	17.59	---	---	---	---	---	---	---	---	
TITAN CEMENT (CB)																		
(Contract Size: 104 Securities, Physical Delivery)																		
12.48	11.98	12.48	4.17%	June 2022	12.31	12.34	12.31	12.34	12.34	---	---	---	13.55	---	2	3	860	
				September 2022	---	---	---	---	12.11	---	---	---	13.52	---	---	---	45	
				December 2022	---	---	---	---	12.12	---	---	---	---	---	---	---	---	
				March 2023	---	---	---	---	12.18	---	---	---	---	---	---	---	---	
VIOHALCO SA/NV (CB)																		
(Contract Size: 100 Securities, Physical Delivery)																		
3.99	3.88	3.98	1.27%	June 2022	3.91	3.94	3.87	3.88	3.88	---	---	---	5.31	---	19	77	6,813	
				September 2022	---	---	---	---	4.02	---	---	---	4.26	---	---	---	76	
				December 2022	---	---	---	---	3.98	---	---	---	---	---	---	---	---	
				March 2023	---	---	---	---	4.00	---	---	---	---	---	---	---	---	

Derivatives notes

Fixing prices and final open positions can be retrieved from the following path <http://www.helex.gr/el/web/guest/statistics-end-of-day-derivatives>

FTSE/Athex Large Cap

(Trade Unit: 1 Index Point x 2€ - Exercise Style: European, Cash Settlement)

Call Options														Put Options																					
May 2022							June 2022							Other Months		May 2022							June 2022							Other Months		Exercise Price			
Open price	Price max	Price min	Last price	Closing price	Volume	Open Interest	Open price	Price max	Price min	Last price	Closing price	Volume	Open Interest	Volume	Open Interest	Open price	Price max	Price min	Last price	Closing price	Volume	Open Interest	Open price	Price max	Price min	Last price	Closing price	Volume	Open Interest	Volume	Open Interest				
1,775	0.00	0.00	0.00	-	284.00	-	-	0.00	0.00	0.00	-	285.00	-	-		0.00	0.00	0.00	-	0.01	-	-	0.00	0.00	0.00	-	2.10	-	-		1,775				
1,800	0.00	0.00	0.00	-	259.00	-	-	0.00	0.00	0.00	-	261.00	-	-		0.00	0.00	0.00	-	0.03	-	-	0.00	0.00	0.00	-	3.20	-	-		1,800				
1,825	0.00	0.00	0.00	-	234.00	-	-	0.00	0.00	0.00	-	238.00	-	-		0.00	0.00	0.00	-	0.10	-	-	0.00	0.00	0.00	-	4.80	-	-		1,825				
1,850	0.00	0.00	0.00	-	209.00	-	-	0.00	0.00	0.00	-	215.00	-	-		0.00	0.00	0.00	-	0.02	-	-	0.00	0.00	0.00	-	6.90	-	-		1,850				
1,875	0.00	0.00	0.00	-	184.00	-	-	0.00	0.00	0.00	-	193.00	-	-		0.00	0.00	0.00	-	0.01	-	-	0.00	0.00	0.00	-	9.80	-	-		1,875				
1,900	0.00	0.00	0.00	-	159.00	-	-	0.00	0.00	0.00	-	172.00	-	-		0.00	0.00	0.00	-	0.04	-	-	0.00	0.00	0.00	-	13.75	-	-		1,900				
1,925	0.00	0.00	0.00	-	134.00	-	-	0.00	0.00	0.00	-	152.00	-	-		0.00	0.00	0.00	-	0.18	-	-	0.00	0.00	0.00	-	18.50	-	-		1,925				
1,950	0.00	0.00	0.00	-	110.00	-	-	0.00	0.00	0.00	-	133.00	-	-		0.00	0.00	0.00	-	0.62	-	-	0.00	0.00	0.00	-	24.50	-	-		1,950				
1,975	0.00	0.00	0.00	-	86.00	-	-	0.00	0.00	0.00	-	115.00	-	-		0.00	0.00	0.00	-	1.80	-	-	0.00	0.00	0.00	-	31.75	-	-		1,975				
2,000	0.00	0.00	0.00	-	64.00	-	-	0.00	0.00	0.00	-	99.00	-	-		0.00	0.00	0.00	-	4.60	-	-	0.00	0.00	0.00	-	40.25	-	43		2,000				
2,050	45.00	45.00	45.00	45.00	45.00	9	20	0.00	0.00	0.00	-	71.00	-	-		11.00	45.00	9.80	9.80	9.80	5	63	0.00	0.00	0.00	-	62.00	-	40		2,050				
2,100	0.00	0.00	0.00	-	8.70	-	40	0.00	0.00	0.00	-	48.50	-	-		0.00	0.00	0.00	-	49.50	-	102	0.00	0.00	0.00	-	90.00	-	40		2,100				
2,150	5.00	5.00	5.00	5.00	5.00	2	23	0.00	0.00	0.00	-	32.00	-	20		0.00	5.00	0.00	-	92.50	-	51	97.50	97.50	97.50	97.50	97.50	20	60		2,150				
2,200	0.00	0.00	0.00	-	0.21	-	40	0.00	0.00	0.00	-	20.00	-	21		0.00	0.00	0.00	-	141.00	-	40	0.00	0.00	0.00	-	161.00	-	5		2,200				
2,250	0.00	0.00	0.00	-	0.02	-	251	0.00	0.00	0.00	-	12.00	-	1		0.00	0.00	0.00	-	191.00	-	80	0.00	0.00	0.00	-	203.00	-	4		2,250				
2,300	0.00	0.00	0.00	-	0.01	-	12	0.00	0.00	0.00	-	7.00	-	3		0.00	0.00	0.00	-	241.00	-	21	0.00	0.00	0.00	-	248.00	-	62		2,300				
2,350	0.00	0.00	0.00	-	0.01	-	1	0.00	0.00	0.00	-	3.90	-	-		0.00	0.00	0.00	-	291.00	-	20	0.00	0.00	0.00	-	295.00	-	20		2,350				
2,400	0.00	0.00	0.00	-	0.01	-	1	0.00	0.00	0.00	-	2.00	-	-		0.00	0.00	0.00	-	341.00	-	-	0.00	0.00	0.00	-	343.00	-	-		2,400				
2,450	0.00	0.00	0.00	-	0.03	-	-	0.00	0.00	0.00	-	1.00	-	-		0.00	0.00	0.00	-	391.00	-	-	0.00	0.00	0.00	-	392.00	-	-		2,450				
2,500	0.00	0.00	0.00	-	0.01	-	-	0.00	0.00	0.00	-	0.51	-	-		0.00	0.00	0.00	-	441.00	-	-	0.00	0.00	0.00	-	441.00	-	-		2,500				
2,550	0.00	0.00	0.00	-	0.03	-	-	0.00	0.00	0.00	-	0.24	-	-		0.00	0.00	0.00	-	491.00	-	-	0.00	0.00	0.00	-	491.00	-	-		2,550				
2,600	0.00	0.00	0.00	-	0.01	-	-	0.00	0.00	0.00	-	0.11	-	-		0.00	0.00	0.00	-	541.00	-	-	0.00	0.00	0.00	-	540.00	-	-		2,600				
2,650	-	-	-	-	-	-	-	0.00	0.00	0.00	-	0.05	-	-		-	-	-	-	-	-	-	0.00	0.00	0.00	-	590.00	-	-		2,650				
Totals:						11	388							0	45	0	0							5	377							20	274	0	0
Number of Trades:						3							0	0							3							1	0						

ALPHA SERVICES HOLD (CR)

(Contract Size: 100 Securities, Exercise Style: American, Physical Delivery)

Call Options														Put Options																			
May 2022							June 2022							Other Months		May 2022							June 2022							Other Months		Exercise Price	
Open price	Price max	Price min	Last price	Closing price	Volume	Open Interest	Open price	Price max	Price min	Last price	Closing price	Volume	Open Interest	Volume	Open Interest	Open price	Price max	Price min	Last price	Closing price	Volume	Open Interest	Open price	Price max	Price min	Last price	Closing price	Volume	Open Interest	Volume	Open Interest		
0.650	0.000	0.000	0.000	0.257	-	-	0.000	0.000	0.000	0.259	-	-				0.000	0.000	0.000	0.001	-	-				0.000	0.000	0.000	0.001	-	-			0.007
0.700	0.000	0.000	0.000	0.207	-	-	0.000	0.000	0.000	0.210	-	-				0.000	0.000	0.000	0.001	-	-				0.000	0.000	0.000	0.002	-	-			0.007
0.750	0.000	0.000	0.000	0.158	-	-	0.000	0.000	0.000	0.164	-	-				0.000	0.000	0.000	0.001	-	-				0.000	0.000	0.000	0.006	-	-			0.008
0.800	0.000	0.000	0.000	0.112	-	-	0.000	0.000	0.000	0.122	-	-				0.000	0.000	0.000	0.005	-	-				0.000	0.000	0.000	0.014	-	-			0.008
0.850	0.000	0.000	0.000	0.072	-	-	0.000	0.000	0.000	0.087	-	-				0.000	0.000	0.000	0.015	-	-				0.000	0.000	0.000	0.028	-	-			0.009
0.900	0.000	0.000	0.000	0.041	-	-	0.000	0.000	0.000	0.058	-	-				0.000	0.000	0.000	0.034	-	-				0.000	0.000	0.000	0.050	-	-			0.009
0.950	0.000	0.000	0.000	0.021	-	-	0.000	0.000	0.000	0.037	-	-				0.000	0.000	0.000	0.064	-	-				0.000	0.000	0.000	0.078	-	-			0.010
1.000	0.000	0.000	0.000	0.009	-	-	0.000	0.000	0.000	0.022	-	-				0.000	0.000	0.000	0.102	-	-				0.000	0.000	0.000	0.114	-	-			0.010
1.100	0.000	0.000	0.000	0.001	-	-	0.000	0.000	0.000	0.007	-	-				0.000	0.000	0.000	0.194	-	-				0.000	0.000	0.000	0.199	-	-			0.011
1.200	0.000	0.000	0.000	0.001	-	-	0.000	0.000	0.000	0.002	-	5				0.000	0.000	0.000	0.293	-	-				0.000	0.000	0.000	0.294	-	-			0.012
1.300	0.000	0.000	0.000	0.001	-	-	0.000	0.000	0.000	0.001	-	-				0.000	0.000	0.000	0.393	-	-				0.000	0.000	0.000	0.393	-	-			0.013
1.400	0.000	0.000	0.000	0.001	-	-	0.000	0.000	0.000	0.001	-	-				0.000	0.000	0.000	0.493	-	-				0.000	0.000	0.000	0.493	-	-			0.014
1.500	0.000	0.000	0.000	0.001	-	-	0.000	0.000	0.000	0.001	-	-				0.000	0.000	0.000	0.593	-	-				0.000	0.000	0.000	0.593	-	-			0.015
1.600	0.000	0.000	0.000	0.001	-	-	0.000	0.000	0.000	0.001	-	-				0.000	0.000	0.000	0.693	-	-				0.000	0.000	0.000	0.693	-	-			0.016
1.700	0.000	0.000	0.000	0.001	-	-	0.000	0.000	0.000	0.001	-	-				0.000	0.000	0.000	0.793	-	-				0.000	0.000	0.000	0.793	-	-			0.017
1.800	0.000	0.000	0.000	0.001	-	-	0.000	0.000	0.000	0.001	-	-				0.000	0.000	0.000	0.893	-	-				0.000	0.000	0.000	0.893	-	-			0.018
1.900	0.000	0.000	0.000	0.001	-	-	0.000	0.000	0.000	0.001	-	-				0.000	0.000	0.000	0.993	-	-				0.000	0.000	0.000	0.993	-	-			0.019
Totals:					0	0						0	5		0	0						0	0									0	0
Number of Trades:					0							0			0							0.00										0	

NATIONAL BANK (CR)

(Contract Size: 100 Securities, Exercise Style: American, Physical Delivery)

Call Options														Put Options																		
May 2022							June 2022							Other Months		May 2022							June 2022							Other Months		Exercise Price
Open price	Price max	Price min	Last price	Closing price	Volume	Open Interest	Open price	Price max	Price min	Last price	Closing price	Volume	Open Interest	Volume	Open Interest	Open price	Price max	Price min	Last price	Closing price	Volume	Open Interest	Open price	Price max	Price min	Last price	Closing price	Volume	Open Interest	Volume	Open Interest	
1.600					-	-	0.000	0.000	0.000		1.64	-	-			-	-	0.000	0.000	0.000		0.001	-	-			-	-			0.016	
1.700					-	-	0.000	0.000	0.000		1.54	-	-			-	-	0.000	0.000	0.000		0.001	-	-			-	-			0.017	
1.800	0.000	0.000	0.000		1.44	-	-	0.000	0.000	0.000		1.44	-	-		0.000	0.000	0.000		0.001	-	-		0.000	0.000	0.000		0.001	-	-		0.018
1.900	0.000	0.000	0.000		1.34	-	-	0.000	0.000	0.000		1.34	-	-		0.000	0.000	0.000		0.001	-	-		0.000	0.000	0.000		0.001	-	-		0.019
2.000	0.000	0.000	0.000		1.24	-	-	0.000	0.000	0.000		1.24	-	-		0.000	0.000	0.000		0.001	-	-		0.000	0.000	0.000		0.001	-	-		0.020
2.200	0.000	0.000	0.000		1.04	-	-	0.000	0.000	0.000		1.04	-	-		0.000	0.000	0.000		0.001	-	-		0.000	0.000	0.000		0.001	-	-		0.022
2.400	0.000	0.000	0.000		0.841	-	-	0.000	0.000	0.000		0.845	-	-		0.000	0.000	0.000		0.001	-	-		0.000	0.000	0.000		0.001	-	-		0.024
2.600	0.000	0.000	0.000		0.641	-	-	0.000	0.000	0.000		0.650	-	-		0.000	0.000	0.000		0.001	-	-		0.000	0.000	0.000		0.006	-	-		0.026
2.800	0.000	0.000	0.000		0.441	-	-	0.000	0.000	0.000		0.468	-	-		0.000	0.000	0.000		0.001	-	-		0.000	0.000	0.000		0.023	-	-		0.028
3.000	0.000	0.000	0.000		0.246	-	-	0.000	0.000	0.000		0.310	-	-		0.000	0.000	0.000		0.005	-	-		0.000	0.000	0.000		0.064	-	-		0.030
3.200	0.000	0.000	0.000		0.091	-	20	0.000	0.000	0.000		0.187	-	-		0.000	0.000	0.000		0.050	-	-		0.000	0.000	0.000		0.142	-	-		0.032
3.400	0.000	0.000	0.000		0.018	-	50	0.000	0.000	0.000		0.102	-	-		0.000	0.000	0.000		0.177	-	-		0.000	0.000	0.000		0.257	-	-		0.034
3.600	0.000	0.000	0.000		0.002	-	-	0.000	0.000	0.000		0.050	-	-		0.000	0.000	0.000		0.361	-	-		0.000	0.000	0.000		0.405	-	-		0.036
3.800	0.000	0.000	0.000		0.001	-	-	0.000	0.000	0.000		0.023	-	-		0.000	0.000	0.000		0.560	-	-		0.000	0.000	0.000		0.578	-	-		0.038
4.000	0.000	0.000	0.000		0.001	-	-	0.000	0.000	0.000		0.009	-	-		0.000	0.000	0.000		0.760	-	-		0.000	0.000	0.000		0.765	-	-		0.040
4.400	0.000	0.000	0.000		0.001	-	5	0.000	0.000	0.000		0.001	-	-		0.000	0.000	0.000		1.16	-	-		0.000	0.000	0.000		1.16	-	-		0.044
4.800	0.000	0.000	0.000		0.001	-	-	0.000	0.000	0.000		0.001	-	-		0.000	0.000	0.000		1.56	-	-		0.000	0.000	0.000		1.56	-	-		0.048
5.200	0.000	0.000	0.000		0.001	-	-	0.000	0.000	0.000		0.002	-	-		0.000	0.000	0.000		1.96	-	-		0.000	0.000	0.000		1.96	-	-		0.052
5.600	0.000	0.000	0.000		0.001	-	-	0.000	0.000	0.000		0.001	-	-		0.000	0.000	0.000		2.36	-	-		0.000	0.000	0.000		2.36	-	-		0.056
6.000	0.000	0.000	0.000		0.001	-	-	0.000	0.000	0.000		0.001	-	-		0.000	0.000	0.000		2.76	-	-		0.000	0.000	0.000		2.76	-	-		0.060
Totals:					0	75						0	0	0							0	0							0	300	0	260
Number of Trades:					0							0	0								0.00							0		0		

OPAP (CR)

(Contract Size: 100 Securities, Exercise Style: American, Physical Delivery)

Call Options														Put Options																			
Exercise Price	May 2022							June 2022							Other Months		May 2022							June 2022							Other Months		Exercise Price
	Open price	Price max	Price min	Last price	Closing price	Volume	Open Interest	Open price	Price max	Price min	Last price	Closing price	Volume	Open Interest	Volume	Open Interest	Open price	Price max	Price min	Last price	Closing price	Volume	Open Interest	Open price	Price max	Price min	Last price	Closing price	Volume	Open Interest	Volume	Open Interest	
8.400						-	-	0.000	0.000	0.000	4.67	-	-									-	-	0.000	0.000	0.000	0.001	-	-				
8.800	0.000	0.000	0.000		4.26	-	-	0.000	0.000	0.000	4.28	-	-			0.000	0.000	0.000	0.001	-	-	0.000	0.000	0.000	0.001	-	-						
9.200	0.000	0.000	0.000		3.86	-	-	0.000	0.000	0.000	3.88	-	-			0.000	0.000	0.000	0.001	-	-	0.000	0.000	0.000	0.001	-	-						
9.600	0.000	0.000	0.000		3.46	-	-	0.000	0.000	0.000	3.48	-	-			0.000	0.000	0.000	0.001	-	-	0.000	0.000	0.000	0.001	-	-						
10.000	0.000	0.000	0.000		3.06	-	-	0.000	0.000	0.000	3.08	-	-			0.000	0.000	0.000	0.001	-	-	0.000	0.000	0.000	0.001	-	-						
11.000	0.000	0.000	0.000		2.06	-	-	0.000	0.000	0.000	2.08	-	-			0.000	0.000	0.000	0.001	-	-	0.000	0.000	0.000	0.005	-	-						
12.000	0.000	0.000	0.000		1.06	-	-	0.000	0.000	0.000	1.15	-	-			0.000	0.000	0.000	0.001	-	3	0.000	0.000	0.000	0.074	-	-						
13.000	0.000	0.000	0.000		0.193	-	-	0.000	0.000	0.000	0.462	-	-			0.000	0.000	0.000	0.130	-	30	0.000	0.000	0.000	0.380	-	-						
14.000	0.000	0.000	0.000		0.001	-	25	0.175	0.175	0.175	0.175	1	-			0.000	0.000	0.000	0.940	-	-	0.000	0.000	0.000	1.04	-	-						
15.000	0.000	0.000	0.000		0.001	-	30	0.000	0.000	0.000	0.020	-	-			0.000	0.000	0.000	1.94	-	-	0.000	0.000	0.000	1.95	-	-						
16.000	0.000	0.000	0.000		0.001	-	-	0.000	0.000	0.000	0.002	-	10			0.000	0.000	0.000	2.94	-	-	0.000	0.000	0.000	2.94	-	-						
17.000	0.000	0.000	0.000		0.001	-	-	0.000	0.000	0.000	0.001	-	-			0.000	0.000	0.000	3.94	-	-	0.000	0.000	0.000	3.94	-	-						
18.000	0.000	0.000	0.000		0.001	-	-	0.000	0.000	0.000	0.001	-	-			0.000	0.000	0.000	4.94	-	-	0.000	0.000	0.000	4.94	-	-						
19.000	0.000	0.000	0.000		0.001	-	-	0.000	0.000	0.000	0.001	-	-			0.000	0.000	0.000	5.94	-	-	0.000	0.000	0.000	5.94	-	-						
20.000	0.000	0.000	0.000		0.001	-	-	0.000	0.000	0.000	0.001	-	-			0.000	0.000	0.000	6.94	-	-	0.000	0.000	0.000	6.94	-	-						
Totals:						0	55					1	10	0	0							0	33						0	40	0	0	
Number of Trades:						0						1		0	0							0.00							0		0	0	

OTE (CR)

(Contract Size: 100 Securities, Exercise Style: American, Physical Delivery)

Exercise Price	Call Options														Put Options																			
	May 2022							June 2022							Other Months		May 2022							June 2022							Other Months		Exercise Price	
	Open price	Price max	Price min	Last price	Closing price	Volume	Open Interest	Open price	Price max	Price min	Last price	Closing price	Volume	Open Interest	Volume	Open Interest	Open price	Price max	Price min	Last price	Closing price	Volume	Open Interest	Open price	Price max	Price min	Last price	Closing price	Volume	Open Interest	Volume	Open Interest		
9.600						-	-	0.000	0.000	0.000	7.77	-	-			-	-	0.000	0.000	0.000	0.001	-	-			0.000	0.000	0.000	0.001	-	-			
10.000						-	-	0.000	0.000	0.000	7.37	-	-			-	-	0.000	0.000	0.000	0.001	-	-			0.000	0.000	0.000	0.001	-	-			0.100
11.000	0.000	0.000	0.000		6.35	-	-	0.000	0.000	0.000	6.37	-	-			0.000	0.000	0.000	0.001	-	-			0.000	0.000	0.000	0.001	-	-			0.110		
12.000	0.000	0.000	0.000		5.35	-	-	0.000	0.000	0.000	5.37	-	-			0.000	0.000	0.000	0.002	-	-			0.000	0.000	0.000	0.001	-	-			0.120		
13.000	0.000	0.000	0.000		4.35	-	-	0.000	0.000	0.000	4.37	-	-			0.000	0.000	0.000	0.001	-	-			0.000	0.000	0.000	0.001	-	-			0.130		
14.000	0.000	0.000	0.000		3.35	-	-	0.000	0.000	0.000	3.38	-	-			0.000	0.000	0.000	0.002	-	-			0.000	0.000	0.000	0.001	-	-			0.140		
15.000	0.000	0.000	0.000		2.35	-	-	0.000	0.000	0.000	2.39	-	-			0.000	0.000	0.000	0.001	-	-			0.000	0.000	0.000	0.013	-	-			0.150		
16.000	0.000	0.000	0.000		1.35	-	-	0.000	0.000	0.000	1.47	-	-			0.000	0.000	0.000	0.001	-	-			0.000	0.000	0.000	0.094	-	-			0.160		
17.000	0.000	0.000	0.000		0.419	-	-	0.000	0.000	0.000	0.739	-	-			0.000	0.000	0.000	0.065	-	-			0.000	0.000	0.000	0.361	-	-			0.170		
18.000	0.000	0.000	0.000		0.022	-	70	0.000	0.000	0.000	0.292	-	-			0.000	0.000	0.000	0.670	-	-			0.000	0.000	0.000	0.914	-	-			0.180		
19.000	0.000	0.000	0.000		0.001	-	22	0.000	0.000	0.000	0.086	-	-			0.000	0.000	0.000	1.65	-	-			0.000	0.000	0.000	1.71	-	-			0.190		
20.000	0.000	0.000	0.000		0.002	-	-	0.000	0.000	0.000	0.020	-	-			0.000	0.000	0.000	2.65	-	-			0.000	0.000	0.000	2.65	-	-			0.200		
22.000	0.000	0.000	0.000		0.001	-	-	0.000	0.000	0.000	0.003	-	-			0.000	0.000	0.000	4.65	-	-			0.000	0.000	0.000	4.65	-	-			0.220		
24.000	0.000	0.000	0.000		0.001	-	-	0.000	0.000	0.000	0.001	-	-			0.000	0.000	0.000	6.65	-	-			0.000	0.000	0.000	6.65	-	-			0.240		
26.000	0.000	0.000	0.000		0.001	-	-	0.000	0.000	0.000	0.001	-	-			0.000	0.000	0.000	8.65	-	-			0.000	0.000	0.000	8.65	-	-			0.260		
Totals:						0	92					0	0	0	0					0	0							0	0	0	0			
Number of Trades:						0						0		0						0.00								0		0				

PIRAEUS FINANCIAL HOLD (CR)

(Contract Size: 100 Securities, Exercise Style: American, Physical Delivery)

Call Options														Put Options																		
May 2022							June 2022							Other Months		May 2022							June 2022							Other Months		Exercise Price
Open price	Price max	Price min	Last price	Closing price	Volume	Open Interest	Open price	Price max	Price min	Last price	Closing price	Volume	Open Interest	Volume	Open Interest	Open price	Price max	Price min	Last price	Closing price	Volume	Open Interest	Open price	Price max	Price min	Last price	Closing price	Volume	Open Interest	Volume	Open Interest	
0.850	0.000	0.000	0.000	0.360	-	-	0.000	0.000	0.000	0.362	-	-				0.000	0.000	0.000	0.001	-	-	0.000	0.000	0.000	0.001	-	-				0.009	
0.900	0.000	0.000	0.000	0.310	-	-	0.000	0.000	0.000	0.312	-	-				0.000	0.000	0.000	0.001	-	-	0.000	0.000	0.000	0.001	-	-				0.009	
0.950	0.000	0.000	0.000	0.260	-	-	0.000	0.000	0.000	0.264	-	-				0.000	0.000	0.000	0.001	-	-	0.000	0.000	0.000	0.002	-	-				0.010	
1.000	0.000	0.000	0.000	0.211	-	-	0.000	0.000	0.000	0.218	-	-				0.000	0.000	0.000	0.001	-	-	0.000	0.000	0.000	0.006	-	-				0.010	
1.100	0.000	0.000	0.000	0.120	-	-	0.000	0.000	0.000	0.136	-	-				0.000	0.000	0.000	0.010	-	-	0.000	0.000	0.000	0.024	-	-				0.011	
1.200	0.000	0.000	0.000	0.052	-	-	0.000	0.000	0.000	0.074	-	-				0.000	0.000	0.000	0.042	-	-	0.000	0.000	0.000	0.062	-	-				0.012	
1.300	0.000	0.000	0.000	0.016	-	-	0.000	0.000	0.000	0.035	-	-				0.000	0.000	0.000	0.106	-	-	0.000	0.000	0.000	0.123	-	-				0.013	
1.400	0.000	0.000	0.000	0.004	-	-	0.000	0.000	0.000	0.015	-	5				0.000	0.000	0.000	0.193	-	-	0.000	0.000	0.000	0.203	-	-				0.014	
1.500	0.000	0.000	0.000	0.001	-	-	0.000	0.000	0.000	0.005	-	-				0.000	0.000	0.000	0.290	-	-	0.000	0.000	0.000	0.294	-	-				0.015	
1.600	0.000	0.000	0.000	0.001	-	-	0.000	0.000	0.000	0.002	-	-				0.000	0.000	0.000	0.390	-	-	0.000	0.000	0.000	0.391	-	-				0.016	
1.700	0.000	0.000	0.000	0.001	-	-	0.000	0.000	0.000	0.001	-	-				0.000	0.000	0.000	0.490	-	-	0.000	0.000	0.000	0.490	-	-				0.017	
1.800	0.000	0.000	0.000	0.001	-	-	0.000	0.000	0.000	0.001	-	-				0.000	0.000	0.000	0.590	-	-	0.000	0.000	0.000	0.590	-	-				0.018	
1.900	0.000	0.000	0.000	0.001	-	-	0.000	0.000	0.000	0.001	-	-				0.000	0.000	0.000	0.690	-	-	0.000	0.000	0.000	0.690	-	-				0.019	
2.000	0.000	0.000	0.000	0.001	-	-	0.000	0.000	0.000	0.001	-	-				0.000	0.000	0.000	0.790	-	-	0.000	0.000	0.000	0.790	-	-				0.020	
2.200	0.000	0.000	0.000	0.001	-	-	0.000	0.000	0.000	0.001	-	-				0.000	0.000	0.000	0.990	-	-	0.000	0.000	0.000	0.990	-	-				0.022	
2.400					-	-	0.000	0.000	0.000	0.001	-	-									-	-	0.000	0.000	0.000	1.19	-	-				0.024
Totals:					0	0					0	5	0	0					0	0							0	0	0	0	0	
Number of Trades:					0						0		0						0.00							0		0				

PPC (CR)

(Contract Size: 100 Securities, Exercise Style: American, Physical Delivery)

Call Options														Put Options																					
May 2022							June 2022							Other Months		May 2022							June 2022							Other Months		Exercise Price			
Open price	Price max	Price min	Last price	Closing price	Volume	Open Interest	Open price	Price max	Price min	Last price	Closing price	Volume	Open Interest	Volume	Open Interest	Open price	Price max	Price min	Last price	Closing price	Volume	Open Interest	Open price	Price max	Price min	Last price	Closing price	Volume	Open Interest	Volume	Open Interest				
4.400	0.000	0.000	0.000	1.90	-	-	0.000	0.000	0.000	1.91	-	-				0.000	0.000	0.000	0.001	-	-				0.000	0.000	0.000	0.001	-	-			0.044		
4.800	0.000	0.000	0.000	1.50	-	-	0.000	0.000	0.000	1.51	-	-				0.000	0.000	0.000	0.001	-	-				0.000	0.000	0.000	0.002	-	-			0.048		
5.200	0.000	0.000	0.000	1.10	-	-	0.000	0.000	0.000	1.12	-	-				0.000	0.000	0.000	0.001	-	-				0.000	0.000	0.000	0.012	-	-			0.052		
5.600	0.000	0.000	0.000	0.701	-	-	0.000	0.000	0.000	0.763	-	-				0.000	0.000	0.000	0.001	-	-				0.000	0.000	0.000	0.053	-	-			0.056		
6.000	0.000	0.000	0.000	0.315	-	5	0.000	0.000	0.000	0.464	-	-				0.000	0.000	0.000	0.014	-	-				0.000	0.000	0.000	0.154	-	-			0.060		
6.400	0.000	0.000	0.000	0.062	-	-	0.000	0.000	0.000	0.249	-	31				0.000	0.000	0.000	0.161	-	-				0.000	0.000	0.000	0.339	-	-			0.064		
6.800	0.000	0.000	0.000	0.003	-	20	0.000	0.000	0.000	0.117	-	63				0.000	0.000	0.000	0.502	-	1				0.000	0.000	0.000	0.607	-	-			0.068		
7.200	0.000	0.000	0.000	0.001	-	150	0.000	0.000	0.000	0.047	-	4				0.000	0.000	0.000	0.900	-	-				0.000	0.000	0.000	0.938	-	-			0.072		
7.600	0.000	0.000	0.000	0.005	-	-	0.000	0.000	0.000	0.017	-	-				0.000	0.000	0.000	1.30	-	-				0.000	0.000	0.000	1.31	-	-			0.076		
8.000	0.000	0.000	0.000	0.001	-	188	0.000	0.000	0.000	0.006	-	22				0.000	0.000	0.000	1.70	-	-				0.000	0.000	0.000	1.70	-	-			0.080		
8.400	0.000	0.000	0.000	0.001	-	41	0.000	0.000	0.000	0.002	-	-				0.000	0.000	0.000	2.10	-	-				0.000	0.000	0.000	2.10	-	-			0.084		
8.800	0.000	0.000	0.000	0.001	-	3	0.000	0.000	0.000	0.001	-	7				0.000	0.000	0.000	2.50	-	-				0.000	0.000	0.000	2.50	-	-			0.088		
9.200	0.000	0.000	0.000	0.001	-	7	0.000	0.000	0.000	0.001	-	10				0.000	0.000	0.000	2.90	-	-				0.000	0.000	0.000	2.90	-	-			0.092		
9.600	0.000	0.000	0.000	0.003	-	-	0.000	0.000	0.000	0.001	-	-				0.000	0.000	0.000	3.30	-	-				0.000	0.000	0.000	3.30	-	-			0.096		
10.000	0.000	0.000	0.000	0.001	-	-	0.000	0.000	0.000	0.001	-	-				0.000	0.000	0.000	3.70	-	-				0.000	0.000	0.000	3.70	-	-			0.100		
11.000	0.000	0.000	0.000	0.001	-	-	0.000	0.000	0.000	0.001	-	-				0.000	0.000	0.000	4.70	-	-				0.000	0.000	0.000	4.70	-	-			0.110		
12.000	0.000	0.000	0.000	0.001	-	-	0.000	0.000	0.000	0.001	-	-				0.000	0.000	0.000	5.70	-	-				0.000	0.000	0.000	5.70	-	-			0.120		
13.000					-	-	0.000	0.000	0.000	0.001	-	-									-	-				0.000	0.000	0.000	6.70	-	-			0.130	
14.000					-	-	0.000	0.000	0.000	0.001	-	-									-	-				0.000	0.000	0.000	7.70	-	-			0.140	
15.000					-	-	0.000	0.000	0.000	0.001	-	-									-	-				0.000	0.000	0.000	8.70	-	-			0.150	
16.000					-	-	0.000	0.000	0.000	0.001	-	-									-	-				0.000	0.000	0.000	9.70	-	-			0.160	
Totals:					0	414						0	137	0	0						0	1						0	1	0	0				
Number of Trades:					0						0						0						0.00						0						0

Lending Products	Underlying Title	Open Interest[5]	Multilateral Transactions[1]				Bilateral Transactions[2]		Stock Borrowing through OTC (volume)[3]
			Volume(Offered)	Average Weighted	Transactions volume	Average Weighted	Transactions Volume	Average Weighted	Transactions Volume
ADMIEBOR	ADMIE (IPTO) HOLDING S.A. (CR)	7,410	---	---	---	---	---	1,983,144	
AEGNBOR	AEGEAN AIRLINES (CR)	7,993	---	---	---	---	---	21,619	
ALPHABOR	ALPHA SERVICES HOLD (CR)	631	---	---	---	---	---	60,385,776	
ALMYBOR	ALUMIL (CR)	---	---	---	---	---	---	---	
EEEBOR	CC HBC AG (CR)	---	---	---	---	---	---	70,546	
CENERBOR	CENERGY HOLDINGS (CB)	---	---	---	---	---	---	---	
ELLAKTORBOR	ELLAKTOR (CR)	16,000	---	---	---	---	---	6,870	
ELHABOR	ELVALHALCOR (CR)	27,290	---	---	---	---	---	64,887	
EUROBBOR	EUROBANK HOLDINGS (CR)	120,000	---	---	---	---	---	38,957,697	
EYDAPBOR	EYDAP S.A. (CR)	10,213	---	---	---	---	---	642,239	
FFGRPBOR	FOLLI FOLLIE (CR)	---	---	---	---	---	---	900,530	
FOYRKBOR	FOURLIS (CR)	---	---	---	---	---	---	21,950	
GEKTERNABOR	GEK TERNA (CR)	---	---	---	---	---	---	19,345	
SARBOR	GR. SARANTIS S.A. (CR)	---	---	---	---	---	---	7,577	
EXAEBOR	HELLENIC EXCHANGES-A.S.E. (CR)	---	---	3,000	2.65%	---	---	204,631	
ELPEBOR	HELLENIC PETROLEUM (CR)	26,439	---	1,000	2.65%	---	---	170,151	
INTRKBOR	INTRACOM HOLDINGS (CR)	6,000	---	---	---	---	---	---	
BELABOR	JUMBO SA (CR)	71,339	---	---	---	---	---	737,328	
LAMDABOR	LAMDA DEVELOPMENT SA (CR)	961	---	---	---	---	---	54,808	
MIGBOR	MARFIN INVESTMENT GROUP (CR)	---	---	---	---	---	---	794,474	
MOHBOR	MOTOR OIL (CR)	1,353	---	---	---	---	---	310,082	
MYTILBOR	MYTILINEOS (CR)	1,296	---	---	---	---	---	583,723	
ETEBOR	NATIONAL BANK (CR)	18,000	---	---	---	---	---	5,861,100	
OPAPBOR	OPAP (CR)	18,000	---	---	---	---	---	1,331,604	
HTOBOR	OTE (CR)	115,886	---	---	---	---	---	1,265,963	
PPABOR	P.P.A. S.A. (CR)	1,564	---	---	---	---	---	66,287	
TPEIRBOR	PIRAEUS FINANCIAL HOLD (CR)	8,000	---	---	---	---	---	3,834,654	
PLAISBOR	PLAISIO COMPUTERS SA (CR)	---	---	---	---	---	---	100	
PPCBOR	PPC (CR)	2,000	---	---	---	---	---	2,008,662	
QUALBOR	QUALITY & RELIABILITY SA (CR)	---	---	---	---	---	---	---	
QUESTBOR	QUEST HOLDINGS (CR)	---	---	---	---	---	---	54,768	

Stock Lending Notes

[1] - Multilateral contracts Lending or Borrowing as per Methods 8-1, 8-2 and 8-3-3 (According to ATHEX BoD Resolution No.17)

[2] - Bilateral Contracts Lending or Borrowing as per Methods 8-3-1 and 8-3-2 (According to ATHEX BoD Resolution No.20)

[3] - The information concerning OTC Stock Borrowing Transactions is based on the statements of the Dematerialised Securities System (DSS) operators involved and refers to volumes that have been registered up until the previous working day.

[4] - Average Price (Volume weighted)

[5] - The Data concerning Open Interest before the start of trading session

Lending Products	Underlying Title	Open Interest[5]	Multilateral Transactions[1]				Bilateral Transactions[2]		Stock Borrowing through OTC (volume)[3]	
			Volume(Offered)	Average Weighted	Transactions volume	Average Weighted	Transactions Volume	Average Weighted	Transactions Volume	
TENERGYBOR	TERNA ENERGY (CR)	---	---	---	---	---	---	---	33,097	
TITCBOR	TITAN CEMENT (CB)	500	---	---	---	---	---	---	222,092	
VIOBOR	VIOHALCO SA/NV (CB)	14,147	---	---	---	---	---	---	---	

Stock Lending Notes

[1] - Multilateral contracts Lending or Borrowing as per Methods 8-1, 8-2 and 8-3-3 (According to ATHEX BoD Resolution No.17)

[2] - Bilateral Contracts Lending or Borrowing as per Methods 8-3-1 and 8-3-2 (According to ATHEX BoD Resolution No.20)

[3] - The information concerning OTC Stock Borrowing Transactions is based on the statements of the Dematerialised Securities System (DSS) operators involved and refers to volumes that have been registered up until the previous working day.

[4] - Average Price (Volume weighted)

[5] - The Data concerning Open Interest before the start of trading session

Sectors codification for listed companies

12003-	ETF	10101010	Computer Services
10101015	Software	10102030	Computer Hardware
15101010	Telecommunications Equipment	15102015	Telecommunications Services
20101010	Health Care Facilities	20101025	Health Care Services
20102010	Medical Equipment	20103015	Pharmaceuticals
30101010	Banks	30202000	Diversified Financial Services
30202010	Asset Managers & Custodians	30202015	Investment Services
30204000	Closed End Investments	30302010	Full Line Insurance
30302015	Insurance Brokers	30302025	Property and Casualty Insurance
35101010	Real Estate Holding and Development	35101015	Real Estate Services
35102000	Diversified REITs	35102030	Office REITs
40201040	Rental & Leasing Services: Consumer	40202010	Home Construction
40202015	Household Furnishings	40202020	Household Appliance
40203040	Electronic Entertainment	40203045	Toys
40204020	Clothing & Accessories	40301010	Entertainment
40301030	Publishing	40301035	Radio & TV Broadcasters
40401010	Diversified Retailers	40401020	Apparel Retailers
40401025	Home Improvement Retailers	40401030	Specialty Retailers
40501010	Airlines	40501015	Travel & Tourism
40501020	Casinos & Gambling	40501025	Hotels & Motels
45101015	Distillers & Vintners	45101020	Soft Drinks
45102010	Farming Fishing Ranching & Plantations	45102020	Food Products
45103010	Tobacco	45201010	Food Retailers & Wholesalers
45201020	Personal Products	50101010	Construction
50101020	Building Roof/Wallboard and Plumbing	50101030	Cement
50101035	Building Materials: Other	50202010	Electrical Components
50203000	Diversified Industrials	50203015	Plastics
50203030	Containers & Packaging	50204000	Machinery: Industrial
50204020	Machinery: Construction & Handling	50205010	Industrial Suppliers
50205020	Back Office Support HR & Consulting	50205030	Forms & Bulk Printing Services
50206015	Commercial Vehicles & Parts	50206030	Marine Transportation
50206060	Transportation Services	55101000	Diversified Materials
55101020	Textile Products	55102000	General Mining
55102010	Iron & Steel	55102015	Metal Fabricating
55102035	Aluminum	60101020	Oil Refining and Marketing
65101010	Alternative Electricity	65101015	Conventional Electricity
65102030	Water		



ATHEX
Athens Stock Exchange

Λεωφ. Αθηνών 110 104 42 Αθήνα
110, Athinon Ave. GR 104 42 Athens
tel. (+30)210-33.66.800, fax (+30)210-33.66.101
www.athexgroup.gr