

22

Ημερήσιο Δελτίο  
Συναλλακτικής Δραστηριότητας

Daily Official List  
of Trading Activity

Monday, 16 May, 2022

Year: 143 Trading Day No: 88



**ATHEXGROUP**  
Athens Exchange Group

**Disclaimer:**

Hellenic Exchanges-Athens Stock Exchange S.A endeavours to ensure that the data and other material ("Information") presented on the Daily Official List are accurate and complete, but it is not liable for any errors or omissions of data or /and for the accuracy, credibility, updating and completeness of the aforesaid information nor it has any liability arising directly or indirectly from the use of the above Information.

The Company is not liable for the accuracy of the data included in listed companies' announcements. Only the sender of such an announcement is fully and solely liable for any infringement of third party's rights from the content of such announcement. All contents of the Daily Official List are provided only for information purposes and do not constitute investment advice or solicitation to invest in securities or other products listed for trading on the Exchange.

You acknowledge and agree that the Company is the owner of any property rights related to any Information appearing on the Daily Official List including intellectual property rights copyright, trademarks, etc.

The above data are a property of the Hellenic Exchanges-Athens Exchange and are copyright protected. Users are forbidden to reproduce, modify, copy, sale, transmit or redistribute, by all reproduction means and methods, part or the whole of the above data, without reference to their source.

The commercial exploitation of these data is, also, forbidden by third parties. Hellenic Exchanges-Athens Exchange does not carry any responsibility, direct or indirect, derived from usage or accidental alteration of the above data when used by third parties.

---

**Hellenic Exchanges – Athens Stock Exchange S.A.**

110 Athinon Ave., 10442 Athens, Tel: (210) 33.66.800, Fax: (210) 32.13.938

[www.athexgroup.gr](http://www.athexgroup.gr)

---

**Thessalonica Stock Exchange Center (T.S.E.C)**

16-18 Katouni Str., Thessalonica 546 25 Tel: (2310) 567.667, Fax: (2310) 530.545

---

**Athex Members Guarantee Fund**

14-16 Fidiou Str., Athens 106 78, Tel: (210) 33.04.682, Fax: (210) 33.04.155

---

**Hellenic Republic Capital Market Commission**

1 Kolokotroni Str. & 1 Stadiou Str., Athens 10562 Tel: (210) 33.77.100 Fax: (210) 33.77.173

---

**Table of Contents**

---

**Section 1: Statistical Figures of Securities, Derivatives and Lending**

Summary of Markets

Athex Indices

Analytic Figures for Athex Market's Boards and Categories

Trading Details by Athex Sectors and Financial Instruments (ETFs)

Top 10 best &amp; worst performing Shares

Derivatives Summary

**Section 2: Analytic Figures of Shares Transactions**

Analytic Figures of Shares Transactions

Shares' Notes

**Section 3: Figures of Securities Transactions**

Securities Blocks Details

Shares Rights Details

Stock Borrowing

Forced Sales Details

Forced Sales Registered Shares

Exchange Traded Funds (ETFs) Characteristics

**Section 5: Bonds traded in Fixed Income Assets Market**

Convertible Corporate Bonds - Regulated Market

Non Convertible Corporate Bonds - Regulated Market

Government Bonds

Treasury Bills &amp; Zero Coupon Government Bonds

Government Bonds Traded with the Open Outcry Method

State Banks Bonds

**Section 6: Additional Infos**

Athex &amp; ATHEXClear Members List

List of Stocks under Market Making operations

**Section 7: Derivatives Market Analytic Figures**

Index Futures

Stock Futures

Index Options

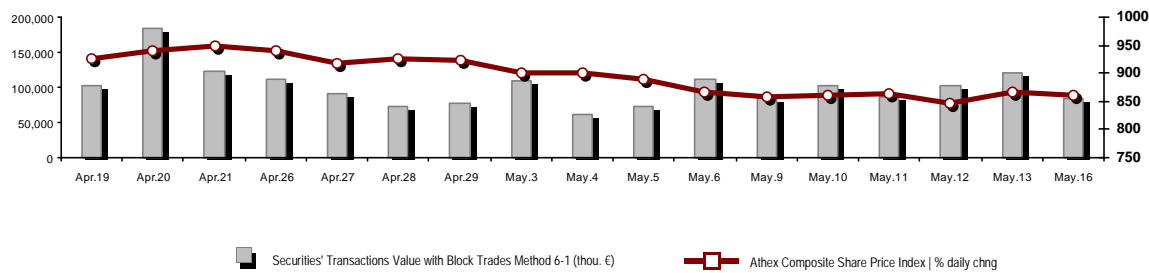
Stock Options

Stock Lending Analytic Figures

**Appendix A: Sectors codification for listed companies**

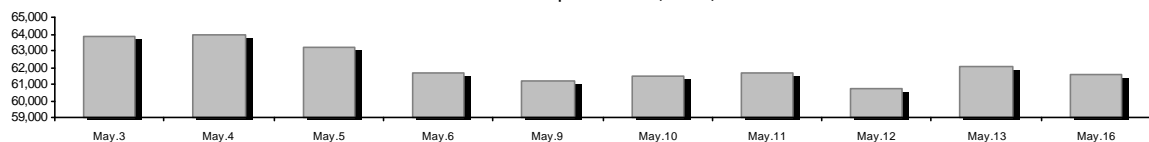
## Summary of Markets

Athex Composite Share Price Index vs Shares and Derivatives Transactions Value

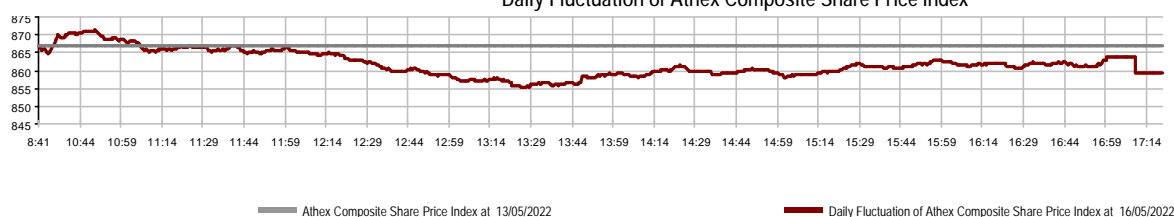


Athex Capitalisation (mill. €) **:	61,540.14	Derivatives Total Open Interest	334,684
Daily change: mill. €   %	-523.29 -0.84%	in Index Futures   % daily chng	3,935 9.89%
Yearly Avg Capitalisation: mill. €   % chng prev year Avg	65,625.82 7.78%	in Stock Futures   % daily chng	328,238 1.46%
Athex Composite Share Price Index   % daily chng	859.38 -0.88%	in Index Options   % daily chng	1,083 0.74%
Athex Composite Share Price Index Capitalisation (mill. €)	55,883.56	in Stock Options   % daily chng	1,428 1.71%
Daily change (mill. €)	-471.31		
Securities' Transactions Value with Block Trades Method 6-1 (t)	83,796.57	Derivatives Contracts Volume:	21,139
Daily change: %	-35,696.20 -29.87%	Daily change: pieces   %	-17,552 -45.36%
YtD Avg Trans. Value: thou. €   % chng prev year Avg	90,077.97 28.96%	YtD Avg Derivatives Contracts % chng prev year Avg	40,230 -15.60%
Blocks Transactions Value of Method 6-1 (thou. €)	15,163.08	Derivatives Trades Number:	1,791
Blocks Transactions Value of Method 6-2 & 6-3 (thou. €)	0.07	Daily change: number   %	-1,107 -38.20%
Bonds Transactions Value (thou.€)	1,399.48	YtD Avg Trades number % chng prev year Avg	2,364 11.72%
Securities' Transactions Volume with Block Trades Method 6-1 (tho	29,168.78	Lending Total Open Interest	481,680
Daily change: thou. pieces   %	-9,244.72 -24.07%	Daily change: pieces   %	16,386 3.52%
YtD Avg Volume: % chng prev year Avg	36,479.43 6.68%	Lending Volume (Multilateral/Bilateral)	15,820
Blocks Transactions Volume of Method 6-1 (thou. Pieces)	3,640.00	Daily change: pieces   %	-13,566
Blocks Transactions Volume of Method 6-2 & 6-3 (thou. Pieces)	0.03	Multilateral Lending	15,820
Bonds Transactions Volume	1,453,000	Bilateral Lending	0
Securities' Trades Number with Block Trades Method 6-1	37,513	Lending Trades Number:	6
Daily change: number   %	-14,842 -28.35%	Daily change: %	1
YtD Avg Trades number % chng prev year Avg	36,170 20.84%	Multilateral Lending Trades Number	6
Number of Blocks Method 6-1	11	Bilateral Lending Trades Number	0
Number of Blocks Method 6-2 & 6-3	1		
Number of Bonds Transactions	151		

Athex Capitalisation (mill. €) \*\*



Daily Fluctuation of Athex Composite Share Price Index



## Athex Indices

Index name	16/05/2022	13/05/2022	pts.	%	Min	Max	Year min	Year max	Year change
Athex Composite Share Price Index	859.38 €	867.03	-7.65	-0.88%	855.26	871.26	788.83	973.27	-3.80% €
Athex ESG Index	967.16 €	976.87	-9.71	-0.99%	960.32	982.09	888.47	1,131.24	-4.57% €
FTSE/Athex Large Cap	2,059.26 €	2,080.18	-20.92	-1.01%	2,046.92	2,091.52	1,884.54	2,384.15	-4.17% €
FTSE/Athex Mid Cap Index	1,397.56 #	1,385.48	12.08	0.87%	1,385.11	1,402.99	1,361.54	1,615.19	-6.32% €
FTSE/ATHEX-CSE Banking Index	420.59 €	424.76	-4.17	-0.98%	410.90	430.00	382.96	569.66	-3.34% €
FTSE/ATHEX High Dividend Yield Index	2,933.98 €	2,960.81	-26.83	-0.91%	2,926.93	2,963.47	2,762.75	3,292.03	-5.48% €
FTSE/ATHEX Global Traders Index Plus	2,365.55 €	2,387.39	-21.84	-0.91%	2,365.55	2,398.70	2,205.66	2,584.55	-0.33% €
FTSE/ATHEX Mid & Small Cap Factor-Weighted Ind	4,467.57 #	4,418.02	49.55	1.12%	4,414.87	4,467.57	4,269.17	5,109.62	-4.30% €
ATHEX Select Index Plus	3,107.20 #	3,106.63	0.57	0.02%	3,088.85	3,125.45	2,990.50	3,578.04	-8.21% €
ATHEX Select Index	4,337.65 #	4,285.07	52.58	1.23%	4,284.23	4,353.72	4,076.44	4,953.99	-5.44% €
FTSE/Athex Market Index	499.66 €	503.91	-4.25	-0.84%	495.93	506.16	457.78	586.15	-6.80% €
Athex Composite Index Total Return Index	1,480.38 €	1,493.56	-13.18	-0.88%	1,473.27	1,500.84	1,356.45	1,673.61	-3.44% €
FTSE/Athex Large Cap Total Return	3,211.50 €	3,244.13	-32.63	-1.01%			2,944.22	3,702.87	-3.91% €
FTSE/Athex Mid Cap Total Return	1,810.48 #	1,794.83	15.65	0.87%			1,773.92	2,064.38	-5.57% €
FTSE/ATHEX-CSE Banking Total Return Index	362.12 €	365.71	-3.59	-0.98%			337.43	485.90	-3.34% €
Hellenic Mid & Small Cap Index	1,302.60 €	1,310.07	-7.47	-0.57%	1,299.15	1,316.34	1,243.70	1,451.84	-5.13% €
FTSE/Athex Banks	555.70 €	561.21	-5.51	-0.98%	542.89	568.13	505.99	752.66	-3.34% €
FTSE/Athex Insurance	3,004.21 #	2,996.26	7.95	0.27%	2,996.26	3,004.21	1,994.86	3,171.11	50.60% #
FTSE/Athex Financial Services	726.02 #	706.72	19.30	2.73%	705.81	731.58	691.33	831.60	-3.07% €
FTSE/Athex Industrial Goods & Services	3,781.43 €	3,836.01	-54.58	-1.42%	3,765.16	3,872.27	3,365.52	4,306.76	1.33% #
FTSE/Athex Retail	44.74 €	44.77	-0.03	-0.07%	44.30	45.16	43.63	57.51	-9.10% €
FTSE/ATHEX Real Estate	3,988.32 €	3,997.29	-8.97	-0.22%	3,911.02	4,084.58	3,875.13	5,179.83	-17.12% €
FTSE/Athex Consumer Goods & Services	8,354.43 €	8,384.03	-29.60	-0.35%	8,307.91	8,475.79	7,260.09	8,861.27	15.07% #
FTSE/Athex Food & Beverage	7,830.57 #	7,770.54	60.03	0.77%	7,547.97	7,861.02	6,627.16	12,058.75	-30.90% €
FTSE/Athex Basic Resources	6,353.11 #	6,290.99	62.12	0.99%	6,217.63	6,426.63	6,096.26	8,197.29	-14.12% €
FTSE/Athex Construction & Materials	2,982.51 #	2,981.75	0.76	0.03%	2,969.27	3,025.96	2,533.53	3,209.28	0.12% #
FTSE/Athex Energy	3,910.36 €	4,014.05	-103.69	-2.58%	3,909.25	4,014.05	3,339.51	4,039.71	13.56% #
FTSE/Athex Travel & Leisure	2,060.01 #	2,051.74	8.27	0.40%	2,051.74	2,087.56	1,858.00	2,312.32	4.94% #
FTSE/Athex Technology	2,006.50 #	1,967.00	39.50	2.01%	1,967.00	2,014.19	1,912.15	2,347.72	-6.54% €
FTSE/Athex Telecommunications	4,849.33 €	4,999.40	-150.07	-3.00%	4,849.33	5,029.99	4,377.01	5,170.21	6.68% #
FTSE/Athex Utilities	4,339.81 €	4,420.54	-80.73	-1.83%	4,324.40	4,472.82	4,203.53	5,208.71	-15.75% €
FTSE/Athex Health Care	398.51 €	405.31	-6.80	-1.68%	384.93	405.31	384.93	611.35	-27.87% €
FTSE/Athex Personal Products	6,879.76 #	6,876.82	2.94	0.04%	6,742.94	6,953.24	6,553.86	8,868.58	-21.14% €
Athex All Share Index	215.90 €	217.77	-1.87	-0.86%	215.90	215.90	200.98	248.43	-6.15% €
Hellenic Corporate Bond Index	120.33 #	120.29	0.03	0.03%			119.78	127.89	-5.83% €
Hellenic Corporate Bond Price Index	88.90 #	88.89	0.02	0.02%			88.75	95.40	-6.79% €

Note 1: FTSE/Med 100, Hellenic Corporate Bond Price Index and Hellenic Corporate Bond Index closing prices refer to the previous trading day of 12/05/2022.

Note 2: The Hellenic Mid & Small Cap Index is a Customized index calculated by the Athens Exchange.

## Analytic Figures for Athex Market's Boards and Categories

	Total Traded Securities	Main Market	Surveillance	Exchange Traded Funds (ETFs)
Totals	123	108	14	1
Gain / Lose / Same:	47 / 57 / 19	43 / 54 / 11	4 / 2 / 8	0 / 1 / 0
Athex Capitalisation (mill. €) **	61,540.14	61,323.38	216.76	
Daily Average Trans/ons Value(thou.€)	90,077.97	89,907.96	220.74	14.42
Transactions Value	83,796.64	83,515.55	265.53	15.56
Main Board:	68,633.49	68,352.40	265.53	15.56
Blocks Board 6_2_3:	15,163.15	15,163.15	0.00	0.00
Forced Sales Board:	0.00	0.00	0.00	0.00
Special Terms Board:	0.00	0.00	0.00	0.00
Daily Average Transactions Volume	36,479,434	35,674,072	815,187	672
Transactions Volume	29,168,815	28,374,124	793,941	750
Main Board:	25,528,783	24,734,092	793,941	750
Blocks Board 6_2_3:	3,640,032	3,640,032	0	0
Forced Sales Board:	0	0	0	0
Special Terms Board:	0	0	0	0
Daily Average Number of Trades	36,170	35,911	257	3
Number of Trades	37,514	37,256	257	1
Main Board:	37,502	37,244	257	1
Blocks Board 6_2_3:	12	12	0	0
Forced Sales Board:	0	0	0	0
Special Terms Board:	0	0	0	0

## Trading Details by Athex Sectors and Financial Instruments (ETFs)

Code	Sectors	Gain / Lose / Same	Number of Trades	Transactions Volume	Transactions Value	% of Total Trans. Value
3010	- Banks	1 / 5 / 0	13,161	20,185,801	25,098,034.89	29.95%
5510	- Basic Resources	6 / 6 / 3	824	293,351	652,069.39	0.78%
5010	- Construction & Materials	6 / 5 / 2	2,035	1,175,105	2,896,595.07	3.46%
4020	- Consumer Products & Services	4 / 3 / 2	1,284	176,093	1,850,200.21	2.21%
6010	- Energy	1 / 3 / 0	1,387	260,473	3,775,551.44	4.51%
12000	- Financial Instruments	0 / 1 / 0	1	750	15,562.50	0.02%
3020	- Financial Services	2 / 1 / 0	437	614,370	265,301.41	0.32%
4510	- Food Beverage & Tobacco	1 / 5 / 2	815	138,627	2,709,529.59	3.23%
2010	- Health Care	1 / 2 / 0	44	13,226	8,165.47	0.01%
5020	- Industrial Goods & Service	6 / 7 / 4	4,965	1,330,507	10,378,613.66	12.39%
3030	- Insurance	2 / 0 / 0	12	1,946	11,355.26	0.01%
4030	- Media	0 / 1 / 0	8	1,300	494.55	0.00%
4520	- Personal Care, Drug & Grocery Stores	1 / 1 / 1	234	64,581	277,494.62	0.33%
3510	- Real Estate	2 / 4 / 2	974	283,989	1,241,565.69	1.48%
4040	- Retail	2 / 3 / 1	292	77,458	250,721.91	0.30%
1010	- Technology	7 / 1 / 2	989	331,144	693,286.99	0.83%
1510	- Telecommunications	1 / 1 / 0	2,867	581,229	10,196,756.51	12.17%
4050	- Travel & Leisure	4 / 3 / 0	2,241	791,753	4,700,017.40	5.61%
6510	- Utilities	0 / 5 / 0	4,944	2,847,112	18,775,322.60	22.41%

## Top 10 best &amp; worst performing Shares

Main Market					
With positive Price change			With negative Price change		
	Closing price	change		Closing price	change
UNIBIOS (CR)	0.6	6.01% #	ATTICA BANK S.A. (CR)	0.089	-17.59% €
IDEAL HOLDINGS (CR)	3.45	5.51% #	LAMPISA HOTEL SA (CR)	20	-4.76% €
INTRAKAT (CR)	2.29	3.62% #	KEKROPS SA (CR)	1.25	-4.58% €
ENTERSOFT (CR)	4.97	3.54% #	PPC (CR)	6.3	-3.08% €
EPSILON NET (CR)	5.92	3.50% #	OTE (CR)	17.35	-3.02% €
PAPOUTSANIS (CR)	2.67	3.49% #	HELLENIC PETROLEUM (CR)	6.75	-3.02% €
EUROCONSULTANTS S.A. (CR)	0.546	3.02% #	TZIRAKIAN PROFIL (CR)	2.28	-2.98% €
HELLENIC EXCHANGES-A.S.E. (CR)	3.62	2.99% #	PIRAEUS FINANCIAL HOLD (CR)	1.205	-2.82% €
PREMIA (CR)	1.375	2.61% #	ELTON SA (CR)	1.76	-2.49% €
VIOHALCO SA/NV (CB)	3.93	2.21% #	KRI-KRI S.A. (CR)	6.3	-2.48% €
With the highest Transactions Value			With the highest Transactions Volume		
	Value (thou. €)	change		Volume	change
PPC (CR)	15,934.03	-3.08% €	ALPHA SERVICES HOLD (CR)	8,583,599	-1.11% €
OTE (CR)	10,191.08	-3.02% €	EUROBANK HOLDINGS (CR)	5,783,545	-0.49% €
MYTILINEOS (CR)	9,084.49	-1.72% €	PIRAEUS FINANCIAL HOLD (CR)	2,749,080	-2.82% €
NATIONAL BANK (CR)	8,711.91	-0.58% €	NATIONAL BANK (CR)	2,690,611	-0.58% €
ALPHA SERVICES HOLD (CR)	7,794.67	-1.11% €	PPC (CR)	2,537,340	-3.08% €
EUROBANK HOLDINGS (CR)	5,136.70	-0.49% €	OTE (CR)	580,608	-3.02% €
OPAP (CR)	4,342.56	0.46% #	MYTILINEOS (CR)	565,255	-1.72% €
MOTOR OIL (CR)	3,531.87	-2.44% €	ELLAKTOR (CR)	558,019	0.00% -
PIRAEUS FINANCIAL HOLD (CR)	3,313.64	-2.82% €	MARFIN INVESTMENT GROUP (CR)	545,029	0.39% #
CC HBC AG (CR)	2,640.72	0.82% #	ATTICA BANK S.A. (CR)	372,172	-17.59% €

Note: Stocks that are not included in the "Under Supervision" category, and the transactions value is more than 10,000 €.

## Derivatives Summary

	Number of Trades	Volume	Open Interest
<b>Index Futures</b>	<b>216</b>	<b>853</b>	<b>3,935</b>
FTSE/Athex Banks	0	0	0
FTSE/Athex Large Cap	216	853	3,935
<b>Stock Futures</b>	<b>1,574</b>	<b>20,285</b>	<b>328,238</b>
ADMIE (IPTO) HOLDING S.A. (CR)	13	48	4,798
ALPHA SERVICES HOLD (CR)	392	8,042	125,169
CC HBC AG (CR)	37	113	1,580
CENERGY HOLDINGS (CB)	69	491	10,042
ELLAKTOR (CR)	5	10	5,046
EUROBANK HOLDINGS (CR)	116	2,761	35,422
EYDAP S.A. (CR)	1	1	376
FOURLIS (CR)	9	14	2,755
GEK TERNA (CR)	37	67	6,283
HELLENIC EXCHANGES-A.S.E. (CR)	11	32	1,105
HELLENIC PETROLEUM (CR)	14	31	1,433
INTRACOM HOLDINGS (CR)	12	27	5,384
JUMBO SA (CR)	24	27	637
LAMDA DEVELOPMENT SA (CR)	58	143	6,257
MARFIN INVESTMENT GROUP (CR)	1	20	30,364
MOTOR OIL (CR)	10	50	1,056
MYTILINEOS (CR)	90	348	5,337
NATIONAL BANK (CR)	347	5,482	25,901
OPAP (CR)	9	36	1,251
OTE (CR)	57	134	1,155
P.P.A. S.A. (CR)	1	2	704
PIRAEUS FINANCIAL HOLD (CR)	75	1,502	29,683
PPC (CR)	121	649	14,213
TERNA ENERGY (CR)	40	157	4,537
TITAN CEMENT (CB)	0	0	905
VIOHALCO SA/NV (CB)	25	98	6,845
<b>Index Options</b>	<b>1</b>	<b>1</b>	<b>1,083</b>
FTSE/Athex Large Cap	1	1	1,083
<b>Stock Options</b>	<b>0</b>	<b>0</b>	<b>1,428</b>
ALPHA SERVICES HOLD (CR)	0	0	5
NATIONAL BANK (CR)	0	0	635
OPAP (CR)	0	0	138
OTE (CR)	0	0	92
PIRAEUS FINANCIAL HOLD (CR)	0	0	5
PPC (CR)	0	0	553
<b>Total Derivatives Traded</b>	<b>1,791</b>	<b>21,139</b>	<b>334,684</b>









## Daily Official List

Year: 143 Trading Day No: 88

## Section 2: Analytic Figures of Shares Transactions

Monday, 16 May, 2022

Number of Outstanding Securities	Nominal Value	Dividends [1]			Date of Last Coupon		Note	Shares	Closing price	% change	Previous closing price/date	Open price	Price min	Price max	Last price	Avg price	Last Bid [7]	Last Ask [7]	P/E after tax	Year	Volume	Trades	Transactions Value[8]	Company Mkt Value (thou. €)	Year low	Year high	Sector[4]		
2019	2020	2021	Dividend [2]	Right																									
57,434,884	1.31	---	---	---	05/06/2008	12/06/2009	---	REDS S.A. (CR)	1.935	-1.02	€ 1.955	13/05/2022	1.955	1.93	1.985	1.93	1.949	100@1.93	156@1.95	---	---	1,250	10	2,436.75	111,136.50	1.78	2.38	35101010	
150,727,570	0.500	---	0.01	---	27/05/2021	10/06/2020	---	TRASTOR REAL EST. INV. CO.(CR)	1.21	---	↘ 1.21	13/05/2022	---	---	---	---	6000@1.21	188@1.24	---	---	---	---	---	---	182,380.36	0.875	1.24	35102000	
15,300,000	0.300	---	---	---	30/07/2009	13/12/1999	---	ATTICA PUBLICATIONS SA (CR)	0.39	---	↘ 0.39	13/05/2022	---	---	---	---	---	100@0.428	---	---	---	---	---	---	5,967.00	0.39	0.474	40301030	
15,000,000	0.300	---	---	---	06/07/2007	18/07/2000	---	DAIOS PLASTICS SA (CR)	3.24	---	↘ 3.24	13/05/2022	---	---	---	---	100@3.02	200@3.48	---	---	---	---	---	---	48,600.00	3.04	3.34	50203015	
2,760,000	11.83	9.4	9.4	---	05/07/2021	16/07/1990	---	KARELIA (CR)	274	-1.44	€ 278	13/05/2022	274	274	276	274	274.984	26@272.00	20@276.00	---	---	63	8	17,324.00	756,240.00	270	296	45103010	
6,700,000	0.800	0.191	0.179	---	22/12/2021	29/05/2014	---	MILLS KEPENOS (CR)	2.7	-6.90	€ 2.9	13/05/2022	2.7	2.68	2.7	2.7	2.694	100@2.66	182@2.80	27.29	2021	327	7	880.90	18,090.00	2.3	3.26	45102020	
21,364,000	1.12	---	---	---	29/07/2019	10/08/2005	---	LAMPASA HOTEL SA (CR)	20	-4.76	€ 21	13/05/2022	20	20	20	20	100@20.00	100@20.80	---	---	---	---	900	3	18,000.00	427,280.00	19	22	40501025
8,321,682	0.670	---	---	---	17/08/2007	23/11/1999	---	N. LEVENTERIS (CR)	0.3	---	↘ 0.3	13/05/2022	---	---	---	---	---	---	470@0.290	---	2021	---	---	---	3,101.45	0.26	0.4	50202010	
2,160,524	0.670	---	---	---	03/12/2018	23/11/1999	---	N. LEVENTERIS (PR)	0.28	---	↘ 0.28	13/05/2022	---	---	---	---	---	---	---	---	2021	---	---	---	3,101.45	0.26	0.348	50202010	
27,379,200	1.43	0.3654	---	---	03/07/2020	29/07/2021	---	CRETE PLASTICS SA (CR)	15.6	---	↘ 15.6	13/05/2022	---	---	---	---	180@15.30	250@16.30	---	---	---	---	---	---	427,115.52	15.3	19.9	50203015	
255,494,534	2.71	0.613	0.352	0.11	14/12/2021	30/09/2021	---	PRODEA (CR)	8.7	---	↘ 8.7	13/05/2022	7.85	7.85	8.3	8.3	7.879	20@7.90	21@8.00	---	---	362	8	2,852.10	2,222,802.45	7.5	9.45	35102000	
4,181,450	0.500	---	---	---	21/08/2000	05/03/2002	---	FLOUR MILLS SARANTOPOULOS SA	1.19	---	↘ 1.19	13/05/2022	---	---	---	---	---	---	---	---	---	---	---	---	---	4,975.93	1.19	1.69	45102020

## Exchange Traded Funds (ETFs)

882,175	---	---	---	---	15/06/2016	---	---	ALPHA ETF FTSE Athex Large Cap	20.75	-1.19	€ 21	13/05/2022	20.75	20.75	20.75	20.75	20.75	2@20.00	24@21.10	---	---	750	1	15,562.50	---	19.15	23.98	12003
---------	-----	-----	-----	-----	------------	-----	-----	--------------------------------	-------	-------	------	------------	-------	-------	-------	-------	-------	---------	----------	-----	-----	-----	---	-----------	-----	-------	-------	-------

## Surveillance

356,314,416	0.060	---	---	---	07/07/2010	21/09/2017	5160	FRIGOGLASS SA (CR)	0.088	0.57	Ⓟ 0.0875	13/05/2022	0.088	0.088	0.088	0.088	0.088	2000@0.088	100000@0.090	---	---	311,995	30	27,455.56	31,355.67	0.0845	0.192	50204000		
51,081,030	1.00	---	---	---	20/08/2007	03/09/2007	4912	LAVIPHARM SA (CR)	0.41	2.50	Ⓟ 0.4	13/05/2022	0.41	0.41	0.41	0.41	0.41	600@0.390	8168@0.410	---	---	10,838	10	4,443.58	20,943.22	0.36	0.74	20103015		
65,326,268	0.530	---	---	---	04/07/2007	19/07/2006	4750	SATO SA (CR)	0.029	---	↘ 0.029	13/05/2022	0.0345	0.024	0.0345	0.024	0.031	5343@0.024	20@0.029	---	---	960	4	29.34	1,894.46	0.0235	0.08	40202015		
13,191,620	0.620	---	---	---	04/08/2010	09/09/2002	5232	YALCO - CONSTANTINOU (CR)	0.26	---	↘ 0.26	13/05/2022	0.29	0.26	0.29	0.26	0.268	1200@0.208	800@0.260	---	---	1,100	5	295.00	3,429.82	0.1	0.33	40202020		
13,000,000	1.00	---	---	---	01/08/2007	07/04/2000	5093	AKRITAS SA (CR)	0.5	---	↘ 0.5	13/05/2022	0.402	0.402	0.5	0.5	0.479	69@0.408	361@0.575	---	---	188	8	89.98	6,500.00	0.4	0.67	50101035		
221,519,681	0.300	---	---	---	02/07/2008	28/02/2011	4957	ANEK LINES SA (CR)	0.0725	-1.36	€ 0.0735	13/05/2022	0.0685	0.0685	0.076	0.0725	0.0731	10000@0.069	2585@0.076	---	---	10,311	17	748.85	16,403.38	0.06	0.0985	40501015		
312,163	0.300	---	---	---	02/07/2008	28/02/2011	4959	ANEK LINES SA (PR, issue '90)	0.072	---	↘ 0.072	13/05/2022	---	---	---	---	---	---	---	---	---	---	---	---	---	16,403.38	0.06	0.08	40501015	
2,969,713	0.300	---	---	---	02/07/2008	28/02/2011	4958	ANEK LINES SA (PR, issue '96)	0.108	---	↘ 0.108	13/05/2022	---	---	---	---	---	---	---	---	---	---	---	---	---	16,403.38	0.0865	0.108	40501015	
6,330,002	0.300	---	---	---	25/06/2002	15/03/2019	5162	VARVARESSOS (CR)	0.288	---	↘ 0.288	13/05/2022	---	---	---	---	---	---	600@0.344	---	2021	---	---	---	---	1,823.04	0.232	0.464	55101020	
17,579,754	4.16	---	---	---	18/08/2006	02/08/2010	---	BIOTER SA (CR)	0.35	-5.40	€ 0.37	13/05/2022	0.35	0.34	0.35	0.35	0.35	300@0.300	40089@0.350	---	---	26,992	14	9,437.32	6,152.91	0.34	0.59	50101010		
4,968,600	2.88	---	---	---	01/07/1998	14/12/1998	5245	VIS SA (CR)	0.8	---	↘ 0.8	13/05/2022	0.8	0.8	0.8	0.8	0.899700@0.800	840@0.960	---	2021	---	300	1	240.00	3,974.88	0.8	1.05	50203030		
3,961,300	1.28	---	---	---	29/06/2004	03/08/2000	5248	DUROS SA (CR)	0.252	---	↘ 0.252	13/05/2022	---	---	---	---	---	2000@0.220	1000@0.276	---	2021	---	---	---	998.25	0.22	0.398	40204020		
51,754,364	0.300	---	---	---	23/12/2003	24/01/2007	5197	SELECTED TEXT. IND. ASSOC (CR)	0.19	---	↘ 0.19	13/05/2022	0.19	0.19	0.19	0.19	0.19	1000@0.162	228@0.190	---	---	4,500	4	855.00	9,833.33	0.152	0.282	55101020		
152,261,721	0.300	---	---	---	30/05/2013	14/11/2007	5246	INTRALOT (CR)	0.525	8.03	Ⓟ 0.486	13/05/2022	0.5	0.5	0.525	0.525	0.51821284@0.525	41520@0.530	---	---	---	---	421,765	142	218,335.09	79,937.40	0.438	0.755	40501020	
7,125,216	0.650	---	---	---	01/07/2005	14/12/1999	4955	KRE.KA SA (CR)	0.15	---	↘ 0.15	13/05/2022	0.12	0.12	0.12	0.12	0.12	701@0.130	6500@0.150	---	2021	---	1,300	3	156.00	1,068.78	0.12	0.194	45102010	
15,842,391	1.51	---	---	---	15/07/2009	12/05/2000	5141	BITROS HOLDING SA (CR)	0.515	---	↘ 0.515	13/05/2022	0.515	0.515	0.515	0.515	0.515	---	2670@0.515	---	---	---	---	3,000	10	1,545.00	8,158.83	0.46	0.75	55102010
24,319,250	0.300	---	---	---	09/07/2002	04/07/2007	5165	PROODEFTIKH SA (CR)	0.4	---	↘ 0.4	13/05/2022	---	---	---	---	---	---	50@0.320	---	---	---	---	---	---	9,727.70	0.29	0.468	50101010	
28,438,268	0.300	---	---	---	21/08/2006	24/11/1999	5253	SPIROY AGRICULTURE SA (CR)	0.21	---	↘ 0.21	13/05/2022	0.17	0.17	0.2	0.2	0.195	250@0.200	1760@0.208	---	---	---	---	300	3	58.50	5,972.04	0.17	0.256	45102010
766,000	1.00	---	---	---	01/07/2004	11/12/2012	5193	TRIA ALFA SA (CR)	9.7	---	↘ 9.7	13/05/2022	---	---	---	---	---	---	25@7.80	75.44	2021	---	---	---	---	8,581.70	8.8	9.9	55101020	
245,000	1.00	---	---	---	19/07/2010	11/12/2012	5194	TRIA ALFA SA (PR)	4.7	19.90	Ⓟ 3.92	13/05/2022	4.7	4.7	4.7	4.7	4.7	543@4.70	---	---	2021	---	392	6	1,842.40	8,581.70	2.5	4.7	55101020	

## Suspension Status

5,867,311	0.300	---	---	---	11/08/2010	28/04/2017	5243	DIONIC (CR)	0.11	---	↘ 0.11	30/06/2020	---	---	---	---	---	---	---	---	---	---	---	---	---	---	645.40	0.11	0.11	50205010
-----------	-------	-----	-----	-----	------------	------------	------	-------------	------	-----	--------	------------	-----	-----	-----	-----	-----	-----	-----	-----	-----	-----	-----	-----	-----	-----	--------	------	------	----------

Number of Outstanding Securities	Nominal Value	Dividends [1]			Date of Last Coupon		Note	Shares	Closing price	% change	Previous closing price/date	Open price	Price min	Price max	Last price	Avg price	Last Bid [7]	Last Ask [7]	P/E after tax	Year	Volume	Trades	Transactions Value[8]	Company Mkt Value (thou. €)	Year low	Year high	Sector[4]
		2019	2020	2021	Dividend [2]	Right																					
66,948,210	0.300	---	---	---	22/09/2015	22/09/2015	5179	FOLLI FOLLIE (CR)	4.8	---	4.8	24/05/2018	---	---	---	---	---	---	---	---	---	---	---	321,351.41	4.8	4.8	40401030
12,417,000	0.310	---	---	---	27/08/2019	28/08/2017	5233	MLS MULTIMEDIA SA (CR)	0.57	---	0.57	12/05/2020	---	---	---	---	---	---	---	---	---	---	---	7,077.69	0.57	0.57	10101015
33,301,715	0.320	---	---	---	27/06/2003	08/07/2009	5241	AEGEK (CR)	0.035	---	0.035	25/06/2020	---	---	---	---	---	---	---	---	---	---	---	1,165.56	0.035	0.035	50101010
4,737,503	0.320	---	---	---	22/06/2005	22/09/2015	5115	VARANGIS AVEPE S.A. (CR)	0.11	---	0.11	02/03/2022	---	---	---	---	---	---	---	---	---	---	---	521.13	0.11	0.11	40202015
77,126,446	0.340	---	---	---	23/05/2005	18/08/2011	5206	G.E. DIMITRIOU (CR)	0.0125	---	0.0125	30/04/2019	---	---	---	---	---	---	---	---	---	---	---	964.08	0.0125	0.0125	40202020
7,085,888	1.59	---	---	---	02/07/1996	06/09/2010	5216	ELVIEMEK (CR)	2.6	---	2.6	30/09/2019	---	---	---	---	---	---	---	---	---	---	---	18,423.31	2.6	2.6	35101010
25,179,640	0.600	---	---	---	08/08/1994	19/09/2000	5191	J.BOUTARIS & SON (CR)	0.026	---	0.026	01/10/2018	---	---	---	---	---	---	---	---	---	---	---	742.45	0.026	0.026	45101015
1,540,000	0.600	---	---	---	08/08/1994	19/09/2000	5192	J.BOUTARIS & SON (PR)	0.057	---	0.057	01/10/2018	---	---	---	---	---	---	---	---	---	---	---	742.45	0.057	0.057	45101015
7,734,375	1.00	---	---	---	09/07/2007	07/01/2011	5266	LIVANIS SA (CR)	0.185	---	0.185	03/05/2022	---	---	---	---	---	5419@0.148	---	---	---	---	---	1,430.86	0.136	0.2	40301030

## Shares' Notes

Code	Note text
( )	- Adjusted dividends.
*	- Last adjusted closing price.
[1]	- Net dividends.
[2]	- The "Date of Last Coupon" for New listings refers to the date company's stocks started to trade in Athex
[3]	- The Company Market Value is referred to the number of outstanding shares
[4]	- Sectors codification can be found in Appendix A
[5]	- The Market Value refers to the total number of shares listed (including their several classes) in the exchange by the company.
[6]	- P/E greater than 100
[7]	- Last view of the Order Book before the end of the trading session
[8]	- All Blocks Methods' Transactions Value are included.
4750	- Transfer to the Under Surveillance Category from 8/4/2011.
4912	- Transfer to the Surveillance Category as of 31/7/2012.
4955	- Transfer to the Surveillance Category as from 5/4/2013.
4957	- Transfer to the Surveillance Category as from 5/4/2013.
4958	- Transfer to the Surveillance Category as from 5/4/2013.
4959	- Transfer to the Surveillance Category as from 5/4/2013.
5093	- Transfer to the Surveillance Category as of 8/4/2015.
5115	- Transfer to the Surveillance Category as of 15/04/2016.
5141	- Transfer to the Surveillance Category as of 10/05/2017.
5160	- Transfer to the Surveillance Category as of 15/04/2016.
5162	- Transfer to the Under Supervision Category as of 21/12/2009.
5165	- Transfer to the Surveillance Category as of 15/02/2018.
5179	- Suspension of trading as of 25/05/2018.
5191	- Suspension of trading as of 02/10/2018.
5192	- Suspension of trading as of 02/10/2018.
5193	- Transfer to the Surveillance Category as of 25/10/2018.
5194	- Transfer to the Surveillance Category as of 25/10/2018.
5197	- Transfer to the Surveillance Category as of 07/11/2018.
5206	- Suspension of trading as of 02/05/2019.
5216	- Suspension of trading as of 01/10/2019.
5232	- Transfer to the Under Surveillance Category from 08/04/2011.
5233	- Suspension of trading as of 13/05/2020.
5241	- Suspension of trading as of 26/06/2020.
5243	- Suspension of trading as of 01/07/2020.
5245	- Transfer to the Surveillance Category as of 09/07/2020.
5246	- Transfer to the Surveillance Category as of 09/07/2020.
5248	- Transfer to the Surveillance Category as of 06/09/20116.
5253	- Transfer to the Surveillance Category as of 14/5/2021.
5266	- Suspension of trading as of 04/05/2022.

## Securities Blocks Details

Securities	Block Volume	Price	Block Trade Value	Time of approval	Note
OTE (CR)	30,000	17.80	534,000.00	11:10:56	20
PIRAEUS FINANCIAL HOLD (CR)	1,000,000	1.21	1,210,000.00	12:00:05	20
AS COMPANY SA (CR)	32	2.30	73.60	13:50:56	18
NATIONAL BANK (CR)	350,000	3.20	1,118,950.00	14:05:32	20
PPC (CR)	250,000	6.25	1,561,250.00	14:57:49	20
PPC (CR)	100,000	6.25	624,500.00	15:04:29	20
PPC (CR)	50,000	6.25	312,250.00	15:08:59	20
PPC (CR)	1,025,000	6.27	6,421,625.00	15:32:29	20
PPC (CR)	200,000	6.27	1,253,000.00	15:35:07	20
PPC (CR)	50,000	6.28	314,000.00	16:08:08	20
ALPHA SERVICES HOLD (CR)	500,000	0.907	453,500.00	16:32:02	20
MYTILINEOS (CR)	85,000	16.00	1,360,000.00	17:02:02	20

## Blocks Notes

9 - Method 6-1 / Special Fees

10 - Method 6-1 / Special Fees, SDS

14 - Method 6-3 / Settlement, Incomplete Buy and Sell

18 - Method 6-2 / SPOT 1

19 - Method 6-2 / SPOT 2

20 - Method 6-1 and Method 6-1 Same Day Settlement

21 - Other Pre-agreed

## Shares Rights Details

Occured date	Exercise from	Exercise until	Trading until	Rights	Price min	Price max	Closing price	Last Bid	Last Ask	Volume	Trades	Transactions Value
--------------	---------------	----------------	---------------	--------	-----------	-----------	---------------	----------	----------	--------	--------	--------------------

No Rights Transactions.



---

**Forced Sales Details**

---

Securities	Category of Security	Transactions Volume	Number of Trades	Transactions Value	Note
<b>No Forced Transactions.</b>					

---

---

**Forced Sales Notes**

---

- 1 - Compulsory Public Forced Sales
- 2 - Forced Sales of Fixed Registered Shares
- 3 - Forced Sales of Remaining Fractional Shares

## Exchange Traded Funds (ETFs) Characteristics

	Transactions Date (T)	Creation / Redemption	Units (T-1)	New Units (T-1)	Redemption Units (T-1)	Units (T) [1]	Fund Assets [2]	Net Unit Price	Dividend per Unit	Dividend Date
ALPHA ETF FTSE Athex Large Cap	16/05/2022	5,000	882,175	---	---	882,175	18,509,480.00	20.9816	0.71	01/07/2021

## ETFs Notes

[1] - Units (T) = Units (T-1) + New Units (T-1) - Redemption Units (T-1)

[2] - The Creation / Redemption Units of T-1 are included.

## Non Convertible Corporate Bonds - Regulated Market

Num Listed Bonds	Nominal price	Issue price	Today's Rate	Exp. Date	Duration (years)	Note	Coupon		Trading Unit	Corporate Bonds	Accrued Int.	Yield.T.Mat	Price min	Price max	Closing price	Previous closing price/date	Volume	Transactions Value	Last order		ear min	Year max		
							Common	Preferred											Price	Buy / Sell			Date	
300,000	1,000.00	1,000.00	2.30	14/12/2028	7	---	1	---	1	GEK TERNA S.A. (Non Convertible)	9.9028	4.5190	87.8500	89.5500	88.3917	89.0630	13/05/2022	30,000	26,977.08	87.8500	B	16/05/2022	88.0573	100.0000
320,000	1,000.00	1,000.00	3.40	21/07/2027	7	---	4	---	1	LAMDA DEVELOPMENT S.A. (Non Convertible)	11.0500	3.4420	98.5000	98.9500	98.8503	98.9000	13/05/2022	181,000	180,919.07	97.8000	B	16/05/2022	93.0000	102.0000
200,000	1,000.00	1,000.00	2.10	27/10/2027	7	---	4	---	1	O.P.A.P. S.A. (Non Convertible)	1.2250	2.7490	96.4400	96.5000	96.4500	94.8200	13/05/2022	38,000	36,711.67	95.8418	B	16/05/2022	94.5000	101.7500
200,000	1,000.00	1,000.00	1.90	23/03/2028	7	---	3	---	1	MOTOR OIL CORINTH REFINERIES SA (Non Convertible)	2.9556	3.1470	92.7500	93.7500	93.4123	93.5080	13/05/2022	40,000	37,483.15	92.9000	B	16/05/2022	93.3299	99.2000
100,000	1,000.00	1,000.00	2.70	25/05/2026	5	---	2	---	1	COSTAMARE PARTICIPATIONS PLC (Non Convertible)	13.0500	3.2050	97.0000	98.0000	97.8674	97.2670	13/05/2022	115,000	114,048.26	97.0000	B	16/05/2022	95.3065	102.0000
300,000	1,000.00	1,000.00	2.30	20/07/2028	7	---	2	---	1	PRODEA REIC S.A.(Non Convertible)	7.5389	4.7060	87.5000	88.7700	87.9154	88.2500	13/05/2022	82,000	72,708.82	87.0000	B	16/05/2022	87.9154	98.1000
150,000	1,000.00	1,000.00	2.65	22/10/2026	5	---	2	---	1	CPLP SHIPPING HOLDINGS PLC (Non Convertible)	1.6194	3.8970	94.5000	96.5500	95.0000	94.7000	13/05/2022	210,000	199,180.08	94.5500	B	16/05/2022	94.2138	100.0000
500,000	1,000.00	1,000.00	2.75	03/07/2027	7	---	4	---	1	GEK TERNA S.A. (Non Convertible)	10.3125	4.1240	93.0000	93.4000	93.1892	93.2500	13/05/2022	37,000	34,861.56	93.1500	B	16/05/2022	90.5000	99.0000
120,000	1,000.00	1,000.00	2.65	06/12/2028	7	---	1	---	1	NOVAL PROPERTY REIC (Non Convertible)	11.9986	4.1480	91.8880	93.3999	91.9328	93.1470	13/05/2022	36,000	33,864.59	90.1100	B	16/05/2022	91.0634	100.0000
175,000	1,000.00	1,000.00	3.40	26/07/2024	5	---	6	---	1	ATTICA HOLDINGS S.A. (Non Convertible)	10.5778	4.5930	96.0000	97.0000	96.6913	96.7370	13/05/2022	162,000	158,353.54	96.0050	B	16/05/2022	94.5217	99.4500
100,000	1,000.00	1,000.00	2.95	11/02/2027	5	---	1	---	1	SAFE BULKERS PARTICIPATIONS PLC (Non Convertible)	7.8667	4.0770	95.3400	95.3400	95.3400	93.8390	13/05/2022	5,000	4,806.33	93.9000	B	16/05/2022	92.4344	100.0000
200,000	1,000.00	1,000.00	3.60	12/03/2026	7	---	7	---	1	AEGEAN AIRLINES S.A. (Non Convertible)	6.5000	3.8590	96.6100	98.0000	97.6158	97.0790	13/05/2022	135,000	132,658.80	98.0000	B	16/05/2022	95.8165	101.3000
150,000	1,000.00	1,000.00	2.60	22/10/2026	7	---	6	---	1	TERNA ENERGY FINANCE S.A. (Non Convertible)	1.5889	3.3940	96.0000	96.1110	96.0033	96.0170	13/05/2022	100,000	96,162.22	95.8000	B	16/05/2022	92.9810	99.9900
100,000	1,000.00	1,000.00	2.80	25/01/2027	5	---	1	---	1	PREMIA S.A. (Non Convertible)	8.7889	4.3440	---	---	---	93.7580	12/05/2022	---	---	93.0000	B	16/05/2022	92.2001	99.5000
120,000	1,000.00	1,000.00	3.95	04/04/2025	7	---	9	---	1	GEK TERNA S.A. (Non Convertible)	4.8278	3.4200	99.7500	100.4000	99.9085	100.0030	13/05/2022	65,000	65,254.31	99.7500	B	16/05/2022	99.3357	103.2000
90,000	1,000.00	1,000.00	3.00	11/05/2023	5	---	9	---	1	CORAL A.E. (Non Convertible)	0.5833	1.8280	100.8500	100.9500	100.9314	100.9280	13/05/2022	43,000	43,425.58	100.0001	B	16/05/2022	99.3750	102.0000
20,148	1,000.00	1,000.00	4.95	26/06/2023	5	---	8	---	1	B&F COMM. & GARM. INDUS. S.A. (Non Convertible)	19.5250	3.7550	---	---	---	100.5000	12/05/2022	---	---	100.0010	B	16/05/2022	99.0000	101.0000
250,000	1,000.00	1,000.00	2.45	16/11/2028	7	---	2	---	1	ELVALHALCOR S.A. (Non Convertible)	0.1361	3.7260	92.1070	93.9500	93.0000	94.2190	13/05/2022	174,000	162,062.46	90.8900	B	16/05/2022	90.5001	100.2900

## Corporate Bonds Notes

Transactions Volume = (Pieces) \* (Nominal Price). Transactions Value = (Pieces) \* (Nominal Price) \* (price %) + (Accrued interest).

The price of a Bond is stated as a percentage (%) of Bond's Nominal Price.

Nominal Price in Euros (€), except if it is noted differently.

## Government Bonds

Number Listed Bonds	Nominal price	Today's Rate	Accrued Interest Calc	Exp. Date [1]	Duration (years)	Note	Coupons Date	Curr. coupon value	Trading Unit	Government Bonds	Price min	Price max	Closing price	Previous closing price/date	Volume	Transactions Value	Price	Last order Buy / Sell	Date
3,000,000	1,000.00	4.38	Actual/Actual	01/08/2022	5	---	01/08	4.38	1	GGB-FXD-010822-05Y-4.375-1.000	---	---	---	---	---	---	1.0000	B	28/11/2018
4,500,000	1,000.00	1.88	Actual/Actual	04/02/2035	15	---	04/02	1.88	1	GGB-FXD-040235-15Y-1.875-1.000	---	---	---	---	---	---	---	---	---
2,500,000	1,000.00	3.45	Actual/Actual	02/04/2024	5	---	02/04	3.45	1	GGB-FXD-020424-05Y-3.450-1.000	---	---	---	---	---	---	---	---	---
6,000,000	1,000.00	0.75	Actual/Actual	18/06/2031	10	---	18/06	0.75	1	GGB-FXD-180631-10Y-0.750-1.000	---	---	---	---	---	---	---	---	---
4,355,990,324	1.00	3.50	Actual/Actual	30/01/2023	5	---	01/02 - 31/01	3.50	1	GGB-FXD-300123-05Y-3.500-1.000	---	---	---	94.5720 13/07/2018	---	---	1.0000	B	28/11/2018
5,962,747,327	1.00	3.75	Actual/Actual	30/01/2028	10	---	/02 - 01/02 - 31/	3.75	1	GGB-FXD-300128-10Y-3.750-1.000	---	---	---	85.4610 13/07/2018	---	---	1.0000	B	28/11/2018
6,567,309,386	1.00	3.90	Actual/Actual	30/01/2033	15	---	/02 - 01/02 - 31/	3.90	1	GGB-FXD-300133-15Y-3.900-1.000	---	---	---	78.6730 13/07/2018	---	---	1.0000	B	28/11/2018
5,222,848,349	1.00	4.00	Actual/Actual	30/01/2037	19	---	/02 - 01/02 - 31/	4.00	1	GGB-FXD-300137-19Y-4.000-1.000	---	---	---	77.0370 13/07/2018	---	---	1.0000	B	28/11/2018
5,126,770,669	1.00	4.20	Actual/Actual	30/01/2042	24	---	/02 - 01/02 - 31/	4.20	1	GGB-FXD-300142-24Y-4.200-1.000	---	---	---	77.7640 13/07/2018	---	---	1.0000	B	28/11/2018
119,550,565	1.00	4.30	Actual/Actual	24/02/2023	11	---	24/02	4.30	1	GGB-FXD-240223-11Y-2.000-1.000	---	---	---	10.0000 22/06/2015	---	---	10.0000	B	11/07/2019
48,794,718	1.00	4.30	Actual/Actual	24/02/2024	12	---	24/02	4.30	1	GGB-FXD-240224-12Y-2.000-1.000	---	---	---	10.0000 22/06/2015	---	---	---	---	---
40,248,141	1.00	4.30	Actual/Actual	24/02/2025	13	---	24/02	4.30	1	GGB-FXD-240225-13Y-2.000-1.000	---	---	---	10.0000 22/06/2015	---	---	---	---	---
59,586,043	1.00	4.30	Actual/Actual	24/02/2026	14	---	24/02	4.30	1	GGB-FXD-240226-14Y-2.000-1.000	---	---	---	10.0000 22/06/2015	---	---	---	---	---
41,118,344	1.00	4.30	Actual/Actual	24/02/2027	15	---	24/02	4.30	1	GGB-FXD-240227-15Y-2.000-1.000	---	---	---	10.0000 22/06/2015	---	---	---	---	---
45,137,734	1.00	4.30	Actual/Actual	24/02/2028	16	---	24/02	4.30	1	GGB-FXD-240228-16Y-2.000-1.000	---	---	---	10.0000 22/06/2015	---	---	---	---	---
61,768,888	1.00	4.30	Actual/Actual	24/02/2029	17	---	24/02	4.30	1	GGB-FXD-240229-17Y-2.000-1.000	---	---	---	10.0000 22/06/2015	---	---	---	---	---
54,567,744	1.00	4.30	Actual/Actual	24/02/2030	18	---	24/02	4.30	1	GGB-FXD-240230-18Y-2.000-1.000	---	---	---	10.0000 22/06/2015	---	---	---	---	---
37,541,515	1.00	4.30	Actual/Actual	24/02/2031	19	---	24/02	4.30	1	GGB-FXD-240231-19Y-2.000-1.000	---	---	---	10.0000 22/06/2015	---	---	---	---	---
37,558,317	1.00	4.30	Actual/Actual	24/02/2032	20	---	24/02	4.30	1	GGB-FXD-240232-20Y-2.000-1.000	---	---	---	10.0000 22/06/2015	---	---	---	---	---
37,473,732	1.00	4.30	Actual/Actual	24/02/2033	21	---	24/02	4.30	1	GGB-FXD-240233-21Y-2.000-1.000	---	---	---	10.0000 22/06/2015	---	---	---	---	---
33,888,293	1.00	4.30	Actual/Actual	24/02/2034	22	---	24/02	4.30	1	GGB-FXD-240234-22Y-2.000-1.000	---	---	---	10.0000 22/06/2015	---	---	---	---	---
35,177,800	1.00	4.30	Actual/Actual	24/02/2035	23	---	24/02	4.30	1	GGB-FXD-240235-23Y-2.000-1.000	---	---	---	10.0000 22/06/2015	---	---	---	---	---
35,547,268	1.00	4.30	Actual/Actual	24/02/2036	24	---	24/02	4.30	1	GGB-FXD-240236-24Y-2.000-1.000	---	---	---	10.0000 22/06/2015	---	---	---	---	---
40,246,306	1.00	4.30	Actual/Actual	24/02/2037	25	---	24/02	4.30	1	GGB-FXD-240237-25Y-2.000-1.000	---	---	---	10.0000 22/06/2015	---	---	---	---	---
37,643,952	1.00	4.30	Actual/Actual	24/02/2038	26	---	24/02	4.30	1	GGB-FXD-240238-26Y-2.000-1.000	---	---	---	10.0000 22/06/2015	---	---	---	---	---
36,977,100	1.00	4.30	Actual/Actual	24/02/2039	27	---	24/02	4.30	1	GGB-FXD-240239-27Y-2.000-1.000	---	---	---	10.0000 22/06/2015	---	---	---	---	---
41,615,000	1.00	4.30	Actual/Actual	24/02/2040	28	---	24/02	4.30	1	GGB-FXD-240240-28Y-2.000-1.000	---	---	---	10.0000 22/06/2015	---	---	---	---	---
42,227,208	1.00	4.30	Actual/Actual	24/02/2041	29	---	24/02	4.30	1	GGB-FXD-240241-29Y-2.000-1.000	---	---	---	10.0000 22/06/2015	---	---	---	---	---
68,288,487	1.00	4.30	Actual/Actual	24/02/2042	30	---	24/02	4.30	1	GGB-FXD-240242-30Y-2.000-1.000	---	---	---	10.0000 22/06/2015	---	---	---	---	---
4,000,000	1,000.00	3.88	Actual/Actual	12/03/2029	10	---	12/03	3.88	1	GGB-FXD-120329-10Y-3.875-1.000	---	---	---	---	---	---	100.0000	B	15/10/2019
4,500,000	1,000.00	0.00	Actual/Actual	12/02/2026	5	---	12/02	0.00	1	GGB-FXD-120226-05Y-0.000-1.000	---	---	---	---	---	---	---	---	---
3,000,000	1,000.00	3.38	Actual/Actual	15/02/2025	7	---	15/02	3.38	1	GGB-FXD-150225-07Y-3.375-1.000	---	---	---	---	---	---	---	---	---
250,250	1,000.00	2.90	Actual/Actual	20/03/2023	4	---	20/03	2.90	1	GGB-FXD-200323-04Y-2.900-1.000	---	---	---	---	---	---	---	---	---
964,000	1,000.00	3.25	Actual/Actual	20/03/2025	6	---	20/03	3.25	1	GGB-FXD-200325-06Y-3.250-1.000	---	---	---	---	---	---	---	---	---

## Government Bonds Notes

Transactions Volume = (Pieces) \* (Nominal Price). Transactions Value = (Pieces) \* (Nominal Price) \* (price %) + (Accrued interest).

The Value of current coupon for the issues with NV 0.01 euro refers to NV 100 euros

FLR: Floating Interest Rate.

[1] - The Expiration Date of the interest bearing period and the Date for coupon payment.

## Government Bonds

Number Listed Bonds	Nominal price	Today's Rate	Accrued Interest Calc	Exp. Date [1]	Duration (years)	Note	Coupons Date	Curr. coupon value	Trading Unit	Government Bonds	Price min	Price max	Closing price	Previous closing price/date	Volume	Transactions Value	Price	Last order Buy / Sell	Date
2,100,000	1,000.00	3.55	Actual/Actual	20/03/2026	7	---	20/03	3.55	1	GGB-FXD-200326-07Y-3.550-1.000	---	---	---	---	---	---	---	---	---
40,000	1,000.00	0.22	FLR Actual/360	16/09/2022	1	---	16/03 - 16/09	---	1	GGB-FLT-160922-01Y-0.108-1.000	---	---	---	---	---	---	---	---	---
5,500,000	1,000.00	1.50	Actual/Actual	18/06/2030	10	---	18/06	1.50	1	GGB-FXD-180630-10Y-1.500-1.000	---	---	---	---	---	---	---	---	---
5,364,250	1,000.00	3.25	Actual/Actual	20/03/2050	30	---	20/03	3.25	1	GGB-FXD-200350-30Y-3.250-1.000	---	---	---	---	---	---	---	---	---
3,924,361	1,000.00	2.00	Actual/Actual	22/04/2027	7	---	22/04	2.00	1	GGB-FXD-220427-07Y-2.000-1.000	---	---	---	---	---	---	99.9000	B	22/04/2020
2,500,000	1,000.00	1.88	Actual/Actual	23/07/2026	7	---	23/07	1.88	1	GGB-FXD-230726-07Y-1.875-1.000	---	---	---	---	---	---	---	---	---
3,500,000	1,000.00	1.88	Actual/Actual	24/01/2052	30	---	24/01	1.88	1	GGB-FXD-240152-30Y-1.875-1.000	---	---	---	---	---	---	---	---	---
3,000,000	1,000.00	1.75	Actual/Actual	18/06/2032	10	---	18/06	1.75	1	GGB-FXD-180632-10Y-1.750-1.000	---	---	---	---	---	---	---	---	---

## Government Bonds Notes

Transactions Volume = (Pieces) \* (Nominal Price). Transactions Value = (Pieces) \* (Nominal Price) \* (price %) + (Accrued interest).

The Value of current coupon for the issues with NV 0.01 euro refers to NV 100 euros

FLR: Floating Interest Rate.

[1] - The Expiration Date of the interest bearing period and the Date for coupon payment.

## Treasury Bills &amp; Zero Coupon Government Bonds

Issue Date	13-Week Maturity									26-Week Maturity									52-Week Maturity								
	Exp. Date	Initial Rate	Num Listed Bonds	Nominal price	Issue price	Last Trade Price	Last Trade Date	Volume Traded	Note	Exp. Date	Initial Rate	Num Listed Bonds	Nominal price	Issue price	Last Trade Price	Last Trade Date	Volume Traded	Note	Exp. Date	Initial Rate	Num Listed Bonds	Nominal price	Issue price	Last Trade Price	Last Trade Date	Volume Traded	Note
11/06/2021	---	---	---	---	---	---	---	---	---	---	---	---	---	---	---	---	---	---	10/06/2022	-0.31	1,600,000	1,000.00	1,003.10	---	---	---	---
10/09/2021	---	---	---	---	---	---	---	---	---	---	---	---	---	---	---	---	---	---	09/09/2022	-0.31	1,000,000	1,000.00	1,003.14	---	---	---	---
10/12/2021	---	---	---	---	---	---	---	---	---	---	---	---	---	---	---	---	---	---	09/12/2022	-0.40	600,000	1,000.00	1,004.06	---	---	---	---
11/03/2022	---	---	---	---	---	---	---	---	---	---	---	---	---	---	---	---	---	---	10/03/2023	-0.23	1,000,000	1,000.00	1,002.30	---	---	---	---

Bonds in Circulation	Currency / Min nominal traded Value	Coupons Payment Date	Current Coupon Value	Note	Coupon	Trading Unit	Issue Date	Duration (years)	Today's Interest	A.I.C in days	Bonds	Last price of previous days		Last Outcry in Cash (euro)			Trades in Pieces	Life min	Life Max
												Price	Buy / Sell	Price	Buy / Sell	Date			
<b>Corporate Bonds in Foreign Currency and Euro</b>																			
103,746	GBP / 10	01/12	0.25	---	63	1	01/12/1930	98	2.5	360	National Mortgage Bank	2.27	05/02/1996	2.27	S	05/02/1996	---	2.27	2.27
0	GBP / 10	01/12	0.25	---	65	1	01/12/1928	100	2.5	360	National Mortgage Bank	---	---	---	---	---	---	---	---

## Government Bonds Notes

A.I.C: Accrued Interest Calculation base.

FLR: Floating Interest Rate.

The minimum tradeable Nominal Value for all Demeterialised Government Titles is 100 Euros.

(μφρ-0)

## Athex &amp; ATHEXClear Members List

Member Name				Stock Market			Derivatives Market		ATHEXClear Member	
	Address	Phone	Fax	Market Member	Remote Member	Market Maker	Proprietary	Market Maker	General Clearing	Direct Clearing
A. SARRIS SECURITIES S.A.				a						
6, ΔΡΑΓΑΤΣΑΝΙΟΥ 6 ΑΘΗΝΑ	2103367700									
AEONIC SECURITIES C.I.F. P.L.C.				a	a					
, ΛΑΪΟΥ 6, ΓΡ. 301B, ANNA COURT	35725337600									
ALPHA BANK S.A.									a	
, ΣΤΑΔΙΟΥ 40 ΑΘΗΝΑ	2103260000									
ALPHA FINANCE INVESTMENT SERVICES SINGLE MEMBER SA				a		a	a	a		a
5, ΜΕΡΛΙΝ 5 ΑΘΗΝΑ	2103677400									
ARGUS STOCKBROKERS LTD				a	a		a			
25, 25 ΛΕΩΦΟΡΟΣ ΔΗΜΟΣΘΕΝΗ ΣΕΒΕΡΗ	0035722717000									
ATLANTIC SECURITIES LTD				a	a					
37, ΠΡΟΔΡΟΜΟΥ 37	0035722445400									
AXON SECURITIES S.A.				a			a			
48, ΣΤΑΔΙΟΥ 48 ΑΘΗΝΑ	2103363800									
BETA SECURITIES S.A.				a		a	a			a
29, Α.ΑΛΕΞΑΝΔΡΑΣ 29 ΑΘΗΝΑ	2106478930									
BNP PARIBAS SECURITIES SERVICES									a	
2, ΛΑΜΨΑΚΟΥ 2 ΑΘΗΝΑ	2107468500									
BOFA SECURITIES EUROPE SA				a	a					
, 112 AVENUE KL'BER 75116	+33 153655555									
CAPITAL SECURITIES S.A.				a			a			
58, ΜΗΤΡΟΠΟΛΕΩΣ 58 ΑΘΗΝΑ	2103369700									
CFS SECURITIES INVESTMENT SERVICES S.A.				a						
3, ΠΑΠΑΡΡΗΓΟΠΟΥΛΟΥ 3 ΑΘΗΝΑ	2103360800									
CITIGROUP GLOBAL MARKETS EUROPE AG				a	a					
16, REUTERWEG 16 FRANKFURT	+49 691366-0									
CITIGROUP GLOBAL MARKETS LIMITED				a						
1, 33 CANADA SQUARE - CANARY WHARF	+44 02079864000									
CREDIT SUISSE BANK (EUROPE), S.A.				a	a					
, CALLE AYALA 42, 3A PLANTA-B MADRID	+34917916000									
CREDIT SUISSE SECURITIES (EUROPE) LIMITED				a						
1, ONE CABOT SQUARE LONDON	+44 2078888888									
CYCLOS SECURITIES S.A.				a			a			
39, ΠΑΝΕΠΙΣΤΗΜΙΟΥ 39 ΑΘΗΝΑ	2103364300									
DEUTSCHE BANK S.A.					a					
1, GREAT WINCHESTER STREET LONDON	+44 20 754 54209	00441133361437								
EUROBANK EQUITIES INVESTMENT FIRM S.A				a		a	a	a		a
, ΦΙΛΕΛΗΝΩΝ 10 & ΞΕΝΟΦΩΝΤΟΣ 13 ΑΘΗΝΑ	2103720425									
EUROBANK S.A.									a	
, ΟΘΩΝΟΣ 8 ΑΘΗΝΑ	2103337000									
EUROCORP INVESTMENT SERVICES S.A.				a			a			a
14, ΠΛ.ΦΙΛΙΚΗΣ ΕΤΑΙΡΕΙΑΣ 14 ΑΘΗΝΑ	2107263600									
EUROTRUST INVESTMENT FIRM SA				a						
113, ΣΕΒΑΣΤΟΥΠΟΛΕΩΣ 113 ΑΘΗΝΑ	2103363100									
EUROXX SECURITIES S.A.				a		a	a	a		a
7, ΠΑΛΑΙΟΛΟΓΟΥ ΧΑΛΑΝΔΡΙ	(210)-6879400	(210)-6879401								
7, ΠΑΛΕΟΛΟΓΟΥ ΧΑΛΑΝΔΡΙ	+30 2106879400	210-6879401								
G. A. PERVANAS SECURITIES- INVESTMENT SERVICES S.A.				a						
7-9, ΣΟΦΟΚΛΕΟΥΣ 7-9 ΑΘΗΝΑ	2103727200									
GLOBAL CAPITAL SECURITIES & FINANCIAL SERVICES LTD				a	a					
50, ΛΑΡΧΙΕΠΙΣΚΟΠΟΥ ΜΑΚΑΡΙΟΥ Γ50	0035722710710									
HELLENIC AMERICAN SECURITIES S.A.				a		a	a			a
27, ΑΝΔΡΕΑ ΠΑΠΑΝΔΡΕΟΥ 27 ΜΑΡΟΥΣΙ	2103311100									
HELLENIC BANK (INVESTMENTS) LTD					a					
, ΑVE.ΚΥΡΙΑΚΟΥ ΜΑΤΣΙ 31 - PO BOX 24747 NICOSIA	+357 22500100	357 22500110								
HSBC CONTINENTAL EUROPE									a	
109-111, Α.ΜΕΣΟΓΕΙΩΝ 109-111	2106960000									
INDEX SECURITIES S.A.				a						
6, ΔΡΑΓΑΤΣΑΝΙΟΥ 6 ΑΘΗΝΑ	2103213920									
J. CHR. MAVRIKIS SECURITIES S.A.				a						
5, ΣΟΦΟΚΛΕΟΥΣ 5 ΑΘΗΝΑ	2103216730									
ΚΑΡΡΑ SECURITIES S.A.				a			a			
15, ΒΑΛΑΩΡΙΤΟΥ 15 ΑΘΗΝΑ	2103678600									



Athex & ATHEXClear Members List

Member Name				Stock Market			Derivatives Market		ATHEXClear Member	
	Address	Phone	Fax	Market Member	Remote Member	Market Maker	Proprietary	Market Maker	General Clearing	Direct Clearing
KARAMANOF SECURITIES & INVESTMENT SERVICES S.A.				a						
2, ΠΛΑΤ.ΘΕΟΔΩΡΩΝ 2 ATHINA	2103212947									
LAIKI FINANCIAL SERVICES LTD					a					
26, AVE. VYRONOS NICOSIA	357 22367367	357 22718567								
LEON DEPOLAS SECURITIES S.A.				a		a	a			
1, ΧΡΗΣΤΟΥ ΛΑΔΑ 1 ATHINA	2103213276 -28									
MEGA EQUITY SECURITIES & FINANCIAL SERVICES PUBLIC LTD				a	a		a			
42-44, ΛΕΩΦ.ΓΡΙΒΑ ΔΙΓΕΝΗ 42-44	0035722711711									
MERIT SECURITIES S.A				a		a	a			a
5, ΣΟΦΟΚΛΕΟΥΣ 5 ATHINA	2103671880									
MERRILL LYNCH INTERNATIONAL				a						
2, 2 KING EDWARD STREET LONDON	+44 20276281000									
N. CHRYSOCHOIDIS SECURITIES S.A.				a			a			a
7-9, ΣΟΦΟΚΛΕΟΥΣ 7-9 ATHINA	2103213913									
NATIONAL BANK OF GREECE S.A.				a			a		a	
86, ΑΙΟΛΟΥ STR. ATHINA	(210)-3341000	(210)-3228187								
68, ΑΚΑΔΙΜΙΑΣ STR. ATHINA	(210)-3328817	(210)-3328678								
NATIONAL SECURITIES SINGLE MEMBER SA				a		a	a	a		
66, ΛΕΩΦΟΡΟΣ ΑΘΗΝΩΝ 128-132 & ΙΦΙΓΕΝΙΑΣ ATHINA	2103328784									
NUNTIUS BROKERAGE AND INVESTMENT SERVICES S.A				a						
6, ΔΡΑΓΑΤΣΑΝΙΟΥ 6 ATHINA	2103350599									
ONE PLUS CAPITAL LIMITED				a	a					
, 75 PRODROMOU AVENUE NICOSIA 1307	35722873760									
OPTIMA BANK S.A.				a		a	a	a	a	
32, ΑΙΓΙΑΛΕΙΑΣ 32 & ΠΑΡΑΔΕΙΣΟΥ MAROUSI	2108173663									
PANTELAKIS SECURITIES S.A.				a		a	a	a		
57, ΕΘΝΙΚΗΣ ΑΝΤΙΣΤΑΣΕΩΣ 57, ΚΤΙΠΙΟ Β CHALANDRI	2106965000									
PEGASUS SECURITIES S.A				a			a			
17, ΒΑΛΑΩΡΙΤΟΥ 17 & ΑΜΕΡΙΚΗΣ ATHINA	2103670700									
PIRAEUS BANK S.A.				a			a		a	
, ΑΜΕΡΙΚΗΣ 4 ATHINA	2103335000									
PIRAEUS SECURITIES S. A.				a		a	a	a		a
10, ΣΤΑΔΙΟΥ 10 ATHINA	2103354100									
PROCHOICE SECURITIES LTD				a	a					
57, ΛΕΩΦ.ΣΠΥΡΟΥ ΚΥΠΡΙΑΝΟΥ 57, ΑΚΙΝΗΤΑ Φ	035724661192									
SHARELINK SECURITIES & FINANCIAL SERVICES LTD				a			a			
6, HOUSE-ΘΕΟΤΟΚΗ 6 ΜΕΓΑΡΟ ΕΛΛΗΝΑ	+357 22554200									
SOCIETE GENERALE S.A.				a	a		a			
, 17 COURS VALMY, CEDEX	+157290504									
SOLIDUS SECURITIES S.A				a			a			a
64, ΛΟΥΙΖΗΣ ΠΙΑΝΚΟΥΡ 64 ATHINA	2106900600									
ST. EM. LAVRENTAKIS SECURITIES S.A.				a			a			
7-9, ΣΟΦΟΚΛΕΟΥΣ 7-9 ATHINA	2103213336									
THE CYPRUS INVESTMENT & SECURITIES CORPORATION LTD				a	a					
154, ΛΕΩΦ. ΚΥΡΗΝΕΙΑΣ	0035722121700									
UBS EUROPE SE				a	a					
, OPERNTURM, BOCKENHEIMER LANDSTRASSE 2-4	496921790									
UBS LIMITED					a					
1, FINSBURY AVENUE LONDON	+44 2075687135									

List of Stocks under Market Making operations

Securities	Market Maker	Start Market Making	Stock Category
MLS MULTIMEDIA SA (CR)			Suspension Status
	PIRAEUS SECURITIES S. A.	01/08/2019	
ALPHA ETF FTSE Athex Large Cap			Exchange Traded Funds (ETFs)
	ALPHA FINANCE INVESTMENT SERVICES SINGLE MEMBER SA	02/01/1900	
	NATIONAL SECURITIES SINGLE MEMBER SA	02/01/1900	
ADMIE (IPTO) HOLDING S.A. (CR)			Main Market
	EUROBANK EQUITIES INVESTMENT FIRM S.A	24/05/2021	
	HELLENIC AMERICAN SECURITIES S.A.	09/03/2020	
	PIRAEUS SECURITIES S. A.	29/06/2017	
AEGEAN AIRLINES (CR)			Main Market
	EUROBANK EQUITIES INVESTMENT FIRM S.A	22/09/2020	
ALPHA SERVICES HOLD (CR)			Main Market
	ALPHA FINANCE INVESTMENT SERVICES SINGLE MEMBER SA	29/02/2016	
	EUROBANK EQUITIES INVESTMENT FIRM S.A	22/10/2006	
	HELLENIC AMERICAN SECURITIES S.A.	25/07/2014	
	LEON DEPOLAS SECURITIES S.A.	04/01/2016	
	MERIT SECURITIES S.A	03/09/2012	
	NATIONAL SECURITIES SINGLE MEMBER SA	02/01/1900	
	PIRAEUS SECURITIES S. A.	28/05/2009	
ANDROMEDA SA (CR)			Main Market
	BETA SECURITIES S.A.	15/02/2021	
AS COMPANY SA (CR)			Main Market
	EUROBANK EQUITIES INVESTMENT FIRM S.A	01/04/2019	
ATTICA BANK S.A. (CR)			Main Market
	EUROXX SECURITIES S.A.	22/01/2016	
AUTOHELLAS SA (CR)			Main Market
	ALPHA FINANCE INVESTMENT SERVICES SINGLE MEMBER SA	01/07/2019	
	EUROXX SECURITIES S.A.	02/07/2018	
AVAX S.A. (CR)			Main Market
	EUROBANK EQUITIES INVESTMENT FIRM S.A	14/12/2015	
	PIRAEUS SECURITIES S. A.	01/02/2021	
AVE (CR)			Main Market
	EUROXX SECURITIES S.A.	05/06/2020	
BRIQ PROPERTIES (CR)			Main Market
	EUROBANK EQUITIES INVESTMENT FIRM S.A	09/09/2019	
	LEON DEPOLAS SECURITIES S.A.	22/02/2021	
BYTE COMPUTER SA (CR)			Main Market
	MERIT SECURITIES S.A	04/08/2008	
CC HBC AG (CR)			Main Market
	BETA SECURITIES S.A.	08/03/2021	
	NATIONAL SECURITIES SINGLE MEMBER SA	02/01/1900	
	PIRAEUS SECURITIES S. A.	04/05/2015	
CENERGY HOLDINGS (CB)			Main Market
	ALPHA FINANCE INVESTMENT SERVICES SINGLE MEMBER SA	02/01/2016	
	EUROBANK EQUITIES INVESTMENT FIRM S.A	02/01/2016	
	OPTIMA BANK S.A.	14/03/2022	
CNL CAPITAL (CR)			Main Market
	MERIT SECURITIES S.A	01/10/2018	
EKTER SA (CR)			Main Market
	EUROBANK EQUITIES INVESTMENT FIRM S.A	16/10/2017	
	LEON DEPOLAS SECURITIES S.A.	21/05/2018	
ELASTRON (CR)			Main Market
	LEON DEPOLAS SECURITIES S.A.	20/02/2017	
ELLAKTOR (CR)			Main Market
	ALPHA FINANCE INVESTMENT SERVICES SINGLE MEMBER SA	18/03/2019	
	EUROBANK EQUITIES INVESTMENT FIRM S.A	01/06/2012	
	EUROXX SECURITIES S.A.	24/09/2018	
	NATIONAL SECURITIES SINGLE MEMBER SA	02/01/1900	
	PIRAEUS SECURITIES S. A.	22/10/2018	
ELTON SA (CR)			Main Market
	BETA SECURITIES S.A.	03/09/2012	
	LEON DEPOLAS SECURITIES S.A.	01/04/2019	
ELVALHALCOR (CR)			Main Market
	ALPHA FINANCE INVESTMENT SERVICES SINGLE MEMBER SA	07/05/2018	
	EUROBANK EQUITIES INVESTMENT FIRM S.A	07/05/2018	
ELVE SA (CR)			Main Market
	LEON DEPOLAS SECURITIES S.A.	02/11/2020	
ENTERSOFT (CR)			Main Market
	EUROBANK EQUITIES INVESTMENT FIRM S.A	22/06/2020	

## List of Stocks under Market Making operations

Securities	Stock Category
Market Maker	Start Market Making
<b>EUROBANK HOLDINGS (CR)</b>	<b>Main Market</b>
ALPHA FINANCE INVESTMENT SERVICES SINGLE MEMBER SA	09/01/2006
EUROBANK EQUITIES INVESTMENT FIRM S.A	01/06/2012
HELLENIC AMERICAN SECURITIES S.A.	25/07/2014
LEON DEPOLAS SECURITIES S.A.	30/11/2018
MERIT SECURITIES S.A	06/11/2017
NATIONAL SECURITIES SINGLE MEMBER SA	02/01/1900
PIRAEUS SECURITIES S. A.	28/09/2009
<b>EYDAP S.A. (CR)</b>	<b>Main Market</b>
ALPHA FINANCE INVESTMENT SERVICES SINGLE MEMBER SA	27/01/2020
EUROBANK EQUITIES INVESTMENT FIRM S.A	10/06/2019
<b>FOURLIS (CR)</b>	<b>Main Market</b>
EUROBANK EQUITIES INVESTMENT FIRM S.A	01/12/2016
PIRAEUS SECURITIES S. A.	06/03/2017
<b>GEK TERNA (CR)</b>	<b>Main Market</b>
BETA SECURITIES S.A.	08/03/2021
EUROBANK EQUITIES INVESTMENT FIRM S.A	24/05/2021
PIRAEUS SECURITIES S. A.	29/08/2019
<b>GR. SARANTIS S.A. (CR)</b>	<b>Main Market</b>
BETA SECURITIES S.A.	14/05/2012
EUROBANK EQUITIES INVESTMENT FIRM S.A	24/10/2016
<b>HELLENIC EXCHANGES-A.S.E. (CR)</b>	<b>Main Market</b>
HELLENIC AMERICAN SECURITIES S.A.	01/09/2014
NATIONAL SECURITIES SINGLE MEMBER SA	02/01/1900
PIRAEUS SECURITIES S. A.	04/05/2015
<b>HELLENIC PETROLEUM (CR)</b>	<b>Main Market</b>
HELLENIC AMERICAN SECURITIES S.A.	14/09/2015
PIRAEUS SECURITIES S. A.	20/03/2017
<b>IDEAL HOLDINGS (CR)</b>	<b>Main Market</b>
EUROBANK EQUITIES INVESTMENT FIRM S.A	07/06/2021
PIRAEUS SECURITIES S. A.	07/06/2021
<b>IKTINOS HELLAS SA (CR)</b>	<b>Main Market</b>
ALPHA FINANCE INVESTMENT SERVICES SINGLE MEMBER SA	01/04/2019
EUROBANK EQUITIES INVESTMENT FIRM S.A	25/02/2019
NATIONAL SECURITIES SINGLE MEMBER SA	02/01/1900
<b>INFORM P. LYKOS (CR)</b>	<b>Main Market</b>
BETA SECURITIES S.A.	31/01/2022
<b>INTERCONTINENTAL (CR)</b>	<b>Main Market</b>
LEON DEPOLAS SECURITIES S.A.	03/06/2019
<b>INTERWOOD-XYLEMPORIA (CR)</b>	<b>Main Market</b>
EUROBANK EQUITIES INVESTMENT FIRM S.A	05/07/2021
PANTELAKIS SECURITIES S.A.	01/07/2021
<b>INTRAKAT (CR)</b>	<b>Main Market</b>
BETA SECURITIES S.A.	04/10/2021
<b>JUMBO SA (CR)</b>	<b>Main Market</b>
BETA SECURITIES S.A.	01/02/2021
EUROBANK EQUITIES INVESTMENT FIRM S.A	25/05/2020
MERIT SECURITIES S.A	06/11/2017
PIRAEUS SECURITIES S. A.	06/03/2017
<b>KARAMOLEGOS SA (CR)</b>	<b>Main Market</b>
EUROXX SECURITIES S.A.	04/10/2019
<b>KLOUKINAS - LAPPAS SA (CR)</b>	<b>Main Market</b>
BETA SECURITIES S.A.	22/09/2014
<b>KRI-KRI S.A. (CR)</b>	<b>Main Market</b>
EUROBANK EQUITIES INVESTMENT FIRM S.A	07/05/2018
LEON DEPOLAS SECURITIES S.A.	16/01/2017
<b>LAMDA DEVELOPMENT SA (CR)</b>	<b>Main Market</b>
EUROBANK EQUITIES INVESTMENT FIRM S.A	08/12/2014
PANTELAKIS SECURITIES S.A.	06/11/2017
PIRAEUS SECURITIES S. A.	29/06/2017
<b>LAMPSA HOTEL SA (CR)</b>	<b>Main Market</b>
LEON DEPOLAS SECURITIES S.A.	16/01/2017
<b>MARFIN INVESTMENT GROUP (CR)</b>	<b>Main Market</b>
EUROBANK EQUITIES INVESTMENT FIRM S.A	23/03/2015
PIRAEUS SECURITIES S. A.	02/02/2009

## List of Stocks under Market Making operations

Securities	Stock Category
Market Maker	Start Market Making
<b>MOTOR OIL (CR)</b>	<b>Main Market</b>
BETA SECURITIES S.A.	08/03/2021
EUROBANK EQUITIES INVESTMENT FIRM S.A	22/10/2006
LEON DEPOLAS SECURITIES S.A.	01/04/2019
MERIT SECURITIES S.A	25/02/2019
NATIONAL SECURITIES SINGLE MEMBER SA	02/01/1900
PIRAEUS SECURITIES S. A.	04/05/2015
<b>MYTILINEOS (CR)</b>	<b>Main Market</b>
ALPHA FINANCE INVESTMENT SERVICES SINGLE MEMBER SA	15/04/2019
BETA SECURITIES S.A.	11/04/2022
EUROBANK EQUITIES INVESTMENT FIRM S.A	20/09/2017
MERIT SECURITIES S.A	25/02/2019
NATIONAL SECURITIES SINGLE MEMBER SA	02/01/1900
PIRAEUS SECURITIES S. A.	04/05/2015
<b>NATIONAL BANK (CR)</b>	<b>Main Market</b>
ALPHA FINANCE INVESTMENT SERVICES SINGLE MEMBER SA	09/01/2006
EUROBANK EQUITIES INVESTMENT FIRM S.A	22/10/2006
HELLENIC AMERICAN SECURITIES S.A.	25/07/2014
LEON DEPOLAS SECURITIES S.A.	20/05/2015
MERIT SECURITIES S.A	03/09/2012
NATIONAL SECURITIES SINGLE MEMBER SA	02/01/1900
PIRAEUS SECURITIES S. A.	08/09/2008
<b>OPAP (CR)</b>	<b>Main Market</b>
ALPHA FINANCE INVESTMENT SERVICES SINGLE MEMBER SA	09/01/2006
BETA SECURITIES S.A.	11/04/2022
EUROBANK EQUITIES INVESTMENT FIRM S.A	22/10/2006
HELLENIC AMERICAN SECURITIES S.A.	25/07/2014
MERIT SECURITIES S.A	20/03/2017
NATIONAL SECURITIES SINGLE MEMBER SA	02/01/1900
PIRAEUS SECURITIES S. A.	04/05/2015
<b>OTE (CR)</b>	<b>Main Market</b>
ALPHA FINANCE INVESTMENT SERVICES SINGLE MEMBER SA	09/01/2006
BETA SECURITIES S.A.	11/04/2022
EUROBANK EQUITIES INVESTMENT FIRM S.A	22/10/2006
HELLENIC AMERICAN SECURITIES S.A.	25/07/2014
LEON DEPOLAS SECURITIES S.A.	20/04/2015
MERIT SECURITIES S.A	20/03/2017
NATIONAL SECURITIES SINGLE MEMBER SA	02/01/1900
PIRAEUS SECURITIES S. A.	08/09/2008
<b>P.P.A. S.A. (CR)</b>	<b>Main Market</b>
EUROBANK EQUITIES INVESTMENT FIRM S.A	06/02/2019
<b>PAPOUTSANIS (CR)</b>	<b>Main Market</b>
BETA SECURITIES S.A.	25/11/2013
EUROBANK EQUITIES INVESTMENT FIRM S.A	06/12/2021
<b>PETROPOULOS PETROS (CR)</b>	<b>Main Market</b>
EUROBANK EQUITIES INVESTMENT FIRM S.A	01/04/2019
PANTELAKIS SECURITIES S.A.	16/03/2020
<b>PIRAEUS FINANCIAL HOLD (CR)</b>	<b>Main Market</b>
ALPHA FINANCE INVESTMENT SERVICES SINGLE MEMBER SA	15/04/2019
EUROBANK EQUITIES INVESTMENT FIRM S.A	22/10/2006
EUROXX SECURITIES S.A.	15/02/2016
HELLENIC AMERICAN SECURITIES S.A.	25/07/2014
LEON DEPOLAS SECURITIES S.A.	30/11/2018
MERIT SECURITIES S.A	16/09/2013
NATIONAL SECURITIES SINGLE MEMBER SA	02/01/1900
PIRAEUS SECURITIES S. A.	16/02/2009
<b>PLAISIO COMPUTERS SA (CR)</b>	<b>Main Market</b>
EUROBANK EQUITIES INVESTMENT FIRM S.A	02/03/2015
<b>PPC (CR)</b>	<b>Main Market</b>
ALPHA FINANCE INVESTMENT SERVICES SINGLE MEMBER SA	09/01/2006
BETA SECURITIES S.A.	01/02/2021
EUROBANK EQUITIES INVESTMENT FIRM S.A	22/10/2006
HELLENIC AMERICAN SECURITIES S.A.	01/09/2014
MERIT SECURITIES S.A	06/11/2017
NATIONAL SECURITIES SINGLE MEMBER SA	02/01/1900
PIRAEUS SECURITIES S. A.	28/09/2009
<b>PREMIA (CR)</b>	<b>Main Market</b>
BETA SECURITIES S.A.	01/06/2021
PANTELAKIS SECURITIES S.A.	23/12/2021

List of Stocks under Market Making operations

Securities	Market Maker	Start Market Making	Stock Category
<b>PROFILE SA (CR)</b>			<b>Main Market</b>
	PANTELAKIS SECURITIES S.A.	01/07/2019	
<b>QUEST HOLDINGS (CR)</b>			<b>Main Market</b>
	BETA SECURITIES S.A.	26/03/2018	
	EUROBANK EQUITIES INVESTMENT FIRM S.A	28/01/2019	
<b>TECHNICAL OLYMPIC SA (CR)</b>			<b>Main Market</b>
	BETA SECURITIES S.A.	04/04/2022	
<b>TERNA ENERGY (CR)</b>			<b>Main Market</b>
	EUROBANK EQUITIES INVESTMENT FIRM S.A	24/05/2021	
	PIRAEUS SECURITIES S. A.	09/12/2019	
<b>THRACE PLASTICS SA (CR)</b>			<b>Main Market</b>
	ALPHA FINANCE INVESTMENT SERVICES SINGLE MEMBER SA	26/03/2018	
	EUROBANK EQUITIES INVESTMENT FIRM S.A	26/03/2018	
<b>TITAN CEMENT (CB)</b>			<b>Main Market</b>
	BETA SECURITIES S.A.	01/02/2021	
	EUROBANK EQUITIES INVESTMENT FIRM S.A	06/11/2019	
	PIRAEUS SECURITIES S. A.	18/01/2021	
<b>TZIRAKIAN PROFIL (CR)</b>			<b>Main Market</b>
	LEON DEPOLAS SECURITIES S.A.	19/07/2021	
<b>UNIBIOS (CR)</b>			<b>Main Market</b>
	LEON DEPOLAS SECURITIES S.A.	01/02/2021	
<b>VIOHALCO SA/NV (CB)</b>			<b>Main Market</b>
	ALPHA FINANCE INVESTMENT SERVICES SINGLE MEMBER SA	11/03/2008	
	EUROBANK EQUITIES INVESTMENT FIRM S.A	04/03/2014	
	MERIT SECURITIES S.A	17/03/2014	

Underlying Asset				Derivatives Market													
Price max	Price min	Closing price	change	Delivery Month	Open price	Price max	Price min	Last price	Closing price	Last Bid	Last Ask	Fixing price*	Life high	Life low	Trades	Volume	Open Interest
<b>FTSE/Athex Large Cap</b>				(Trade Unit: 1 Index Point x 2€, Cash Settlement)													
2,091.52	2,046.92	2,059.26	-1.01%	May 2022	2,074.00	2,089.75	2,048.25	2,065.00	2,065.00	---	---	---	2,325.50	---	131	568	2,685
				June 2022	2,089.50	2,089.50	2,050.50	2,069.75	2,069.75	---	---	---	2,322.00	---	85	285	1,250
				July 2022	---	---	---	---	2,087.50	---	---	---	---	---	---	---	---
				September 2022	---	---	---	---	2,094.75	---	---	---	---	---	---	---	---
				December 2022	---	---	---	---	2,105.25	---	---	---	---	---	---	---	---
				March 2023	---	---	---	---	2,115.75	---	---	---	---	---	---	---	---
<b>FTSE/Athex Banks</b>				(Trade Unit: 1 Index Point x 15€, Cash Settlement)													
568.13	542.89	555.70	-0.98%	June 2022	---	---	---	---	567.50	---	---	---	655.50	---	---	---	---
				September 2022	---	---	---	---	565.25	---	---	---	---	---	---	---	---
				December 2022	---	---	---	---	568.00	---	---	---	---	---	---	---	---
				March 2023	---	---	---	---	570.75	---	---	---	---	---	---	---	---

Derivatives notes

Fixing prices and final open positions can be retrieved from the following path <http://www.helex.gr/el/web/guest/statistics-end-of-day-derivatives>

Underlying Asset					Derivatives Market												
Price max	Price min	Closing price	change	Delivery Month	Open price	Price max	Price min	Last price	Closing price	Last Bid	Last Ask	Fixing price*	Life high	Life low	Trades	Volume	Open Interest
<b>ADMIE (IPTO) HOLDING S.A. (CR)</b>					(Contract Size: 100 Securities, Physical Delivery)												
2.185	2.11	2.14	-1.38%	June 2022	2.16	2.16	2.13	2.13	2.13	---	---	---	2.38	---	13	48	4,798
				September 2022	---	---	---	---	2.19	---	---	---	---	---	---	---	---
				December 2022	---	---	---	---	2.20	---	---	---	---	---	---	---	---
				March 2023	---	---	---	---	2.21	---	---	---	---	---	---	---	---
<b>ALPHA SERVICES HOLD (CR)</b>					(Contract Size: 100 Securities, Physical Delivery)												
0.9314	0.88	0.9066	-1.11%	June 2022	0.928	0.931	0.880	0.905	0.905	---	---	---	1.45	---	392	8,042	123,764
				September 2022	---	---	---	---	0.925	---	---	---	1.27	---	---	---	1,405
				December 2022	---	---	---	---	0.928	---	---	---	---	---	---	---	---
				March 2023	---	---	---	---	0.932	---	---	---	---	---	---	---	---
<b>CC HBC AG (CR)</b>					(Contract Size: 100 Securities, Physical Delivery)												
20.95	20.1	20.87	0.82%	June 2022	20.50	20.99	20.28	20.99	20.99	---	---	---	27.57	---	37	113	1,534
				September 2022	---	---	---	---	20.40	---	---	---	19.22	---	---	---	46
				December 2022	---	---	---	---	20.95	---	---	---	---	---	---	---	---
				March 2023	---	---	---	---	21.05	---	---	---	---	---	---	---	---
<b>CENERGY HOLDINGS (CB)</b>					(Contract Size: 100 Securities, Physical Delivery)												
3.19	3.07	3.165	1.44%	June 2022	3.14	3.20	3.10	3.20	3.20	---	---	---	3.98	---	69	491	9,992
				September 2022	---	---	---	---	3.04	---	---	---	3.50	---	---	---	50
				December 2022	---	---	---	---	3.16	---	---	---	---	---	---	---	---
				March 2023	---	---	---	---	3.17	---	---	---	---	---	---	---	---
<b>ELLAKTOR (CR)</b>					(Contract Size: 100 Securities, Physical Delivery)												
1.69	1.682	1.688	0.00%	June 2022	1.69	1.69	1.68	1.68	1.68	---	---	---	1.71	---	5	10	5,046
				September 2022	---	---	---	---	1.72	---	---	---	1.47	---	---	---	---
				December 2022	---	---	---	---	1.71	---	---	---	---	---	---	---	---
				March 2023	---	---	---	---	1.72	---	---	---	---	---	---	---	---
<b>EUROBANK HOLDINGS (CR)</b>					(Contract Size: 100 Securities, Physical Delivery)												
0.919	0.87	0.8956	-0.49%	June 2022	0.901	0.915	0.873	0.909	0.909	---	---	---	1.15	---	116	2,761	34,339
				September 2022	---	---	---	---	0.914	---	---	---	0.924	---	---	---	1,083
				December 2022	---	---	---	---	0.911	---	---	---	---	---	---	---	---
				March 2023	---	---	---	---	0.915	---	---	---	---	---	---	---	---
<b>EYDAP S.A. (CR)</b>					(Contract Size: 100 Securities, Physical Delivery)												
7.13	6.95	7.05	-0.56%	June 2022	7.02	7.02	7.02	7.02	7.02	---	---	---	7.26	---	1	1	376
				September 2022	---	---	---	---	7.14	---	---	---	---	---	---	---	---
				December 2022	---	---	---	---	7.18	---	---	---	---	---	---	---	---
				March 2023	---	---	---	---	7.21	---	---	---	---	---	---	---	---

Derivatives notes

Fixing prices and final open positions can be retrieved from the following path <http://www.helex.gr/el/web/guest/statistics-end-of-day-derivatives>

Underlying Asset				Derivatives Market													
Price max	Price min	Closing price	change	Delivery Month	Open price	Price max	Price min	Last price	Closing price	Last Bid	Last Ask	Fixing price*	Life high	Life low	Trades	Volume	Open Interest
<b>FOURLIS (CR)</b>				(Contract Size: 100 Securities, Physical Delivery)													
3.38	3.315	3.35	0.00%	June 2022	3.39	3.39	3.32	3.39	3.39	---	---	---	4.14	---	9	14	2,694
				September 2022	---	---	---	---	3.18	---	---	---	3.90	---	---	---	61
				December 2022	---	---	---	---	3.39	---	---	---	---	---	---	---	---
				March 2023	---	---	---	---	3.41	---	---	---	---	---	---	---	---
<b>GEK TERNA (CR)</b>				(Contract Size: 100 Securities, Physical Delivery)													
9.8	9.4	9.45	-1.25%	June 2022	9.60	9.76	9.41	9.51	9.51	---	---	---	10.36	---	37	67	6,263
				September 2022	---	---	---	---	9.59	---	---	---	9.91	---	---	---	20
				December 2022	---	---	---	---	9.69	---	---	---	---	---	---	---	---
				March 2023	---	---	---	---	9.73	---	---	---	---	---	---	---	---
<b>HELLENIC EXCHANGES-A.S.E. (CR)</b>				(Contract Size: 100 Securities, Physical Delivery)													
3.655	3.51	3.62	2.99%	June 2022	3.44	3.51	3.40	3.51	3.51	---	---	---	4.08	---	11	32	1,105
				September 2022	---	---	---	---	3.54	---	---	---	---	---	---	---	---
				December 2022	---	---	---	---	3.56	---	---	---	---	---	---	---	---
				March 2023	---	---	---	---	3.58	---	---	---	---	---	---	---	---
<b>HELLENIC PETROLEUM (CR)</b>				(Contract Size: 100 Securities, Physical Delivery)													
6.97	6.75	6.75	-3.02%	June 2022	6.85	6.85	6.76	6.76	6.76	---	---	---	7.53	---	14	31	1,433
				September 2022	---	---	---	---	7.01	---	---	---	---	---	---	---	---
				December 2022	---	---	---	---	7.04	---	---	---	---	---	---	---	---
				March 2023	---	---	---	---	7.08	---	---	---	---	---	---	---	---
<b>INTRACOM HOLDINGS (CR)</b>				(Contract Size: 100 Securities, Physical Delivery)													
1.66	1.57	1.596	1.01%	June 2022	1.65	1.65	1.60	1.60	1.60	---	---	---	1.92	---	12	27	5,384
				September 2022	---	---	---	---	1.59	---	---	---	---	---	---	---	---
				December 2022	---	---	---	---	1.60	---	---	---	---	---	---	---	---
				March 2023	---	---	---	---	1.61	---	---	---	---	---	---	---	---
<b>JUMBO SA (CR)</b>				(Contract Size: 100 Securities, Physical Delivery)													
15.14	14.8	14.91	-0.27%	June 2022	14.68	14.73	14.61	14.67	14.67	---	---	---	15.80	---	24	27	620
				September 2022	---	---	---	---	14.82	---	---	---	14.78	---	---	---	17
				December 2022	---	---	---	---	15.13	---	---	---	---	---	---	---	---
				March 2023	---	---	---	---	15.21	---	---	---	---	---	---	---	---
<b>LAMDA DEVELOPMENT SA (CR)</b>				(Contract Size: 100 Securities, Physical Delivery)													
5.86	5.57	5.7	-0.35%	June 2022	5.73	5.89	5.62	5.73	5.73	---	---	---	7.07	---	57	138	6,227
				September 2022	5.73	5.73	5.73	5.73	5.73	---	---	---	5.84	---	1	5	30
				December 2022	---	---	---	---	5.79	---	---	---	---	---	---	---	---
				March 2023	---	---	---	---	5.82	---	---	---	---	---	---	---	---

Derivatives notes

Fixing prices and final open positions can be retrieved from the following path <http://www.helex.gr/el/web/guest/statistics-end-of-day-derivatives>



Underlying Asset				Derivatives Market													
Price max	Price min	Closing price	change	Delivery Month	Open price	Price max	Price min	Last price	Closing price	Last Bid	Last Ask	Fixing price*	Life high	Life low	Trades	Volume	Open Interest
<b>MARFIN INVESTMENT GROUP (CR)</b>				(Contract Size: 100 Securities, Physical Delivery)													
0.0265	0.0254	0.026	0.39%	June 2022	0.026	0.026	0.026	0.026	0.026	---	---	---	0.031	---	1	20	30,364
				September 2022	---	---	---	---	0.026	---	---	---	---	---	---	---	---
				December 2022	---	---	---	---	0.026	---	---	---	---	---	---	---	---
				March 2023	---	---	---	---	0.026	---	---	---	---	---	---	---	---
<b>MOTOR OIL (CR)</b>				(Contract Size: 100 Securities, Physical Delivery)													
16.4	15.91	16	-2.44%	June 2022	16.03	16.15	16.02	16.02	16.02	---	---	---	16.52	---	10	50	1,056
				September 2022	---	---	---	---	16.51	---	---	---	---	---	---	---	---
				December 2022	---	---	---	---	16.60	---	---	---	---	---	---	---	---
				March 2023	---	---	---	---	16.68	---	---	---	---	---	---	---	---
<b>MYTILINEOS (CR)</b>				(Contract Size: 100 Securities, Physical Delivery)													
16.4	15.88	15.95	-1.72%	June 2022	16.33	16.46	15.92	16.00	16.00	---	---	---	18.22	---	89	328	5,186
				September 2022	16.00	16.00	16.00	16.00	16.00	---	---	---	18.00	---	1	20	151
				December 2022	---	---	---	---	16.43	---	---	---	---	---	---	---	---
				March 2023	---	---	---	---	16.51	---	---	---	---	---	---	---	---
<b>NATIONAL BANK (CR)</b>				(Contract Size: 100 Securities, Physical Delivery)													
3.309	3.183	3.244	-0.58%	June 2022	3.28	3.34	3.18	3.24	3.24	---	---	---	4.12	---	347	5,482	25,740
				September 2022	---	---	---	---	3.29	---	---	---	3.79	---	---	---	161
				December 2022	---	---	---	---	3.30	---	---	---	---	---	---	---	---
				March 2023	---	---	---	---	3.32	---	---	---	---	---	---	---	---
<b>OPAP (CR)</b>				(Contract Size: 100 Securities, Physical Delivery)													
13.25	13	13.06	0.46%	June 2022	13.13	13.23	13.11	13.11	13.11	---	---	---	14.66	---	9	36	1,171
				September 2022	---	---	---	---	12.17	---	---	---	13.68	---	---	---	80
				December 2022	---	---	---	---	13.16	---	---	---	---	---	---	---	---
				March 2023	---	---	---	---	13.22	---	---	---	---	---	---	---	---
<b>OTE (CR)</b>				(Contract Size: 100 Securities, Physical Delivery)													
18	17.35	17.35	-3.02%	June 2022	17.95	17.95	17.40	17.49	17.49	---	---	---	18.45	---	57	134	1,154
				September 2022	---	---	---	---	17.08	---	---	---	17.91	---	---	---	1
				December 2022	---	---	---	---	18.11	---	---	---	---	---	---	---	---
				March 2023	---	---	---	---	18.20	---	---	---	---	---	---	---	---
<b>P.P.A. S.A. (CR)</b>				(Contract Size: 100 Securities, Physical Delivery)													
16.48	16.12	16.48	0.49%	June 2022	16.40	16.40	16.40	16.40	16.40	---	---	---	17.90	---	1	2	704
				September 2022	---	---	---	---	16.51	---	---	---	---	---	---	---	---
				December 2022	---	---	---	---	16.60	---	---	---	---	---	---	---	---
				March 2023	---	---	---	---	16.68	---	---	---	---	---	---	---	---

Derivatives notes

Fixing prices and final open positions can be retrieved from the following path <http://www.helex.gr/el/web/guest/statistics-end-of-day-derivatives>

Underlying Asset				Derivatives Market													
Price max	Price min	Closing price	change	Delivery Month	Open price	Price max	Price min	Last price	Closing price	Last Bid	Last Ask	Fixing price*	Life high	Life low	Trades	Volume	Open Interest
<b>PIRAEUS FINANCIAL HOLD (CR)</b>				(Contract Size: 100 Securities, Physical Delivery)													
1.24	1.187	1.205	-2.82%	June 2022	1.20	1.24	1.18	1.21	1.21	---	---	---	1.68	---	75	1,502	28,163
				September 2022	---	---	---	---	1.23	---	---	---	1.48	---	---	---	1,520
				December 2022	---	---	---	---	1.25	---	---	---	---	---	---	---	---
				March 2023	---	---	---	---	1.26	---	---	---	---	---	---	---	---
<b>PPC (CR)</b>				(Contract Size: 100 Securities, Physical Delivery)													
6.56	6.175	6.3	-3.08%	June 2022	6.49	6.54	6.21	6.30	6.30	---	---	---	9.47	---	121	649	14,203
				September 2022	---	---	---	---	6.53	---	---	---	8.20	---	---	---	10
				December 2022	---	---	---	---	6.58	---	---	---	---	---	---	---	---
				March 2023	---	---	---	---	6.61	---	---	---	---	---	---	---	---
<b>TERNA ENERGY (CR)</b>				(Contract Size: 100 Securities, Physical Delivery)													
17.92	17.16	17.3	-0.46%	June 2022	17.40	17.92	17.30	17.30	17.30	---	---	---	18.51	---	40	157	4,405
				September 2022	---	---	---	---	17.67	---	---	---	16.62	---	---	---	132
				December 2022	---	---	---	---	17.59	---	---	---	---	---	---	---	---
				March 2023	---	---	---	---	17.68	---	---	---	---	---	---	---	---
<b>TITAN CEMENT (CB)</b>				(Contract Size: 104 Securities, Physical Delivery)													
12.18	11.84	11.98	1.35%	June 2022	---	---	---	---	11.77	---	---	---	13.55	---	---	---	860
				September 2022	---	---	---	---	11.95	---	---	---	13.52	---	---	---	45
				December 2022	---	---	---	---	11.96	---	---	---	---	---	---	---	---
				March 2023	---	---	---	---	12.02	---	---	---	---	---	---	---	---
<b>VIOHALCO SA/NV (CB)</b>				(Contract Size: 100 Securities, Physical Delivery)													
3.96	3.77	3.93	2.21%	June 2022	3.80	3.91	3.78	3.91	3.91	---	---	---	5.31	---	25	98	6,769
				September 2022	---	---	---	---	3.94	---	---	---	4.26	---	---	---	76
				December 2022	---	---	---	---	3.89	---	---	---	---	---	---	---	---
				March 2023	---	---	---	---	3.91	---	---	---	---	---	---	---	---

Derivatives notes

Fixing prices and final open positions can be retrieved from the following path <http://www.helex.gr/el/web/guest/statistics-end-of-day-derivatives>

FTSE/Athex Large Cap

(Trade Unit: 1 Index Point x 2€ - Exercise Style: European, Cash Settlement)

Call Options														Put Options																			
Exercise Price	May 2022							June 2022							Other Months		May 2022							June 2022							Other Months		Exercise Price
	Open price	Price max	Price min	Last price	Closing price	Volume	Open Interest	Open price	Price max	Price min	Last price	Closing price	Volume	Open Interest	Volume	Open Interest	Open price	Price max	Price min	Last price	Closing price	Volume	Open Interest	Open price	Price max	Price min	Last price	Closing price	Volume	Open Interest	Volume	Open Interest	
1,775	0.00	0.00	0.00	-	306.00	-	-	0.00	0.00	0.00	-	306.00	-	-			0.00	0.00	0.00	-	0.01	-	-	0.00	0.00	0.00	-	2.00	-	-			1,775
1,800	0.00	0.00	0.00	-	281.00	-	-	0.00	0.00	0.00	-	282.00	-	-			0.00	0.00	0.00	-	0.03	-	-	0.00	0.00	0.00	-	3.10	-	-			1,800
1,825	0.00	0.00	0.00	-	256.00	-	-	0.00	0.00	0.00	-	259.00	-	-			0.00	0.00	0.00	-	0.10	-	-	0.00	0.00	0.00	-	4.50	-	-			1,825
1,850	0.00	0.00	0.00	-	231.00	-	-	0.00	0.00	0.00	-	236.00	-	-			0.00	0.00	0.00	-	0.02	-	-	0.00	0.00	0.00	-	6.50	-	-			1,850
1,875	0.00	0.00	0.00	-	206.00	-	-	0.00	0.00	0.00	-	213.00	-	-			0.00	0.00	0.00	-	0.07	-	-	0.00	0.00	0.00	-	9.10	-	-			1,875
1,900	0.00	0.00	0.00	-	181.00	-	-	0.00	0.00	0.00	-	192.00	-	-			0.00	0.00	0.00	-	0.20	-	-	0.00	0.00	0.00	-	12.50	-	-			1,900
1,925	0.00	0.00	0.00	-	156.00	-	-	0.00	0.00	0.00	-	171.00	-	-			0.00	0.00	0.00	-	0.55	-	-	0.00	0.00	0.00	-	17.00	-	-			1,925
1,950	0.00	0.00	0.00	-	132.00	-	-	0.00	0.00	0.00	-	152.00	-	-			0.00	0.00	0.00	-	1.30	-	-	0.00	0.00	0.00	-	22.25	-	-			1,950
1,975	0.00	0.00	0.00	-	109.00	-	-	0.00	0.00	0.00	-	133.00	-	-			0.00	0.00	0.00	-	2.90	-	-	0.00	0.00	0.00	-	28.75	-	-			1,975
2,000	0.00	0.00	0.00	-	86.50	-	-	0.00	0.00	0.00	-	116.00	-	-			0.00	0.00	0.00	-	5.90	-	-	0.00	0.00	0.00	-	36.50	-	43			2,000
2,050	0.00	0.00	0.00	-	49.00	-	20	0.00	0.00	0.00	-	86.00	-	-			0.00	0.00	0.00	-	18.25	-	63	0.00	0.00	0.00	-	56.00	-	40			2,050
2,100	0.00	0.00	0.00	-	22.75	-	40	0.00	0.00	0.00	-	61.50	-	-			48.00	0.00	48.00	48.00	48.00	1	101	0.00	0.00	0.00	-	81.50	-	40			2,100
2,150	0.00	0.00	0.00	-	8.50	-	23	0.00	0.00	0.00	-	42.00	-	20			0.00	0.00	0.00	-	78.00	-	51	0.00	0.00	0.00	-	112.00	-	60			2,150
2,200	0.00	0.00	0.00	-	2.50	-	40	0.00	0.00	0.00	-	27.75	-	21			0.00	0.00	0.00	-	122.00	-	40	0.00	0.00	0.00	-	148.00	-	5			2,200
2,250	0.00	0.00	0.00	-	0.58	-	251	0.00	0.00	0.00	-	17.75	-	1			0.00	0.00	0.00	-	170.00	-	80	0.00	0.00	0.00	-	188.00	-	4			2,250
2,300	0.00	0.00	0.00	-	0.10	-	12	0.00	0.00	0.00	-	10.75	-	3			0.00	0.00	0.00	-	219.00	-	21	0.00	0.00	0.00	-	231.00	-	62			2,300
2,350	0.00	0.00	0.00	-	0.01	-	1	0.00	0.00	0.00	-	6.40	-	-			0.00	0.00	0.00	-	269.00	-	20	0.00	0.00	0.00	-	276.00	-	20			2,350
2,400	0.00	0.00	0.00	-	0.01	-	1	0.00	0.00	0.00	-	3.70	-	-			0.00	0.00	0.00	-	319.00	-	-	0.00	0.00	0.00	-	323.00	-	-			2,400
2,450	0.00	0.00	0.00	-	0.03	-	-	0.00	0.00	0.00	-	2.00	-	-			0.00	0.00	0.00	-	369.00	-	-	0.00	0.00	0.00	-	372.00	-	-			2,450
2,500	0.00	0.00	0.00	-	0.01	-	-	0.00	0.00	0.00	-	1.10	-	-			0.00	0.00	0.00	-	419.00	-	-	0.00	0.00	0.00	-	421.00	-	-			2,500
2,550	0.00	0.00	0.00	-	0.03	-	-	0.00	0.00	0.00	-	0.55	-	-			0.00	0.00	0.00	-	469.00	-	-	0.00	0.00	0.00	-	470.00	-	-			2,550
2,600	0.00	0.00	0.00	-	0.01	-	-	0.00	0.00	0.00	-	0.27	-	-			0.00	0.00	0.00	-	519.00	-	-	0.00	0.00	0.00	-	520.00	-	-			2,600
2,650	-	-	-	-	-	-	-	0.00	0.00	0.00	-	0.13	-	-			-	-	-	-	-	-	-	0.00	0.00	0.00	-	569.00	-	-			2,650
Totals:						0	388						0	45	0	0							1	376						0	274	0	0
Number of Trades:							0						0	0									1							0			0

ALPHA SERVICES HOLD (CR)

(Contract Size: 100 Securities, Exercise Style: American, Physical Delivery)

Call Options														Put Options																			
May 2022							June 2022							Other Months		May 2022							June 2022							Other Months		Exercise Price	
Open price	Price max	Price min	Last price	Closing price	Volume	Open Interest	Open price	Price max	Price min	Last price	Closing price	Volume	Open Interest	Volume	Open Interest	Open price	Price max	Price min	Last price	Closing price	Volume	Open Interest	Open price	Price max	Price min	Last price	Closing price	Volume	Open Interest	Volume	Open Interest		
0.650	0.000	0.000	0.000	0.267	-	-	0.000	0.000	0.000	0.269	-	-				0.000	0.000	0.000	0.001	-	-				0.000	0.000	0.000	0.001	-	-			0.007
0.700	0.000	0.000	0.000	0.218	-	-	0.000	0.000	0.000	0.220	-	-				0.000	0.000	0.000	0.001	-	-				0.000	0.000	0.000	0.002	-	-			0.007
0.750	0.000	0.000	0.000	0.171	-	-	0.000	0.000	0.000	0.175	-	-				0.000	0.000	0.000	0.004	-	-				0.000	0.000	0.000	0.006	-	-			0.008
0.800	0.000	0.000	0.000	0.127	-	-	0.000	0.000	0.000	0.133	-	-				0.000	0.000	0.000	0.010	-	-				0.000	0.000	0.000	0.014	-	-			0.008
0.850	0.000	0.000	0.000	0.089	-	-	0.000	0.000	0.000	0.097	-	-				0.000	0.000	0.000	0.022	-	-				0.000	0.000	0.000	0.028	-	-			0.009
0.900	0.000	0.000	0.000	0.059	-	-	0.000	0.000	0.000	0.067	-	-				0.000	0.000	0.000	0.042	-	-				0.000	0.000	0.000	0.049	-	-			0.009
0.950	0.000	0.000	0.000	0.037	-	-	0.000	0.000	0.000	0.045	-	-				0.000	0.000	0.000	0.069	-	-				0.000	0.000	0.000	0.076	-	-			0.010
1.000	0.000	0.000	0.000	0.021	-	-	0.000	0.000	0.000	0.028	-	-				0.000	0.000	0.000	0.104	-	-				0.000	0.000	0.000	0.109	-	-			0.010
1.100	0.000	0.000	0.000	0.006	-	-	0.000	0.000	0.000	0.010	-	-				0.000	0.000	0.000	0.189	-	-				0.000	0.000	0.000	0.191	-	-			0.011
1.200	0.000	0.000	0.000	0.001	-	-	0.000	0.000	0.000	0.003	-	5				0.000	0.000	0.000	0.284	-	-				0.000	0.000	0.000	0.285	-	-			0.012
1.300	0.000	0.000	0.000	0.001	-	-	0.000	0.000	0.000	0.001	-	-				0.000	0.000	0.000	0.383	-	-				0.000	0.000	0.000	0.383	-	-			0.013
1.400	0.000	0.000	0.000	0.001	-	-	0.000	0.000	0.000	0.001	-	-				0.000	0.000	0.000	0.483	-	-				0.000	0.000	0.000	0.483	-	-			0.014
1.500	0.000	0.000	0.000	0.001	-	-	0.000	0.000	0.000	0.001	-	-				0.000	0.000	0.000	0.583	-	-				0.000	0.000	0.000	0.583	-	-			0.015
1.600	0.000	0.000	0.000	0.001	-	-	0.000	0.000	0.000	0.001	-	-				0.000	0.000	0.000	0.683	-	-				0.000	0.000	0.000	0.683	-	-			0.016
1.700	0.000	0.000	0.000	0.001	-	-	0.000	0.000	0.000	0.001	-	-				0.000	0.000	0.000	0.783	-	-				0.000	0.000	0.000	0.783	-	-			0.017
1.800	0.000	0.000	0.000	0.001	-	-	0.000	0.000	0.000	0.001	-	-				0.000	0.000	0.000	0.883	-	-				0.000	0.000	0.000	0.883	-	-			0.018
1.900	0.000	0.000	0.000	0.001	-	-	0.000	0.000	0.000	0.001	-	-				0.000	0.000	0.000	0.983	-	-				0.000	0.000	0.000	0.983	-	-			0.019
Totals:					0	0					0	5		0	0						0	0									0	0	
Number of Trades:					0						0			0							0.00								0		0		

NATIONAL BANK (CR)

(Contract Size: 100 Securities, Exercise Style: American, Physical Delivery)

Call Options														Put Options																					
May 2022							June 2022							Other Months		May 2022							June 2022							Other Months		Exercise Price			
Open price	Price max	Price min	Last price	Closing price	Volume	Open Interest	Open price	Price max	Price min	Last price	Closing price	Volume	Open Interest	Volume	Open Interest	Open price	Price max	Price min	Last price	Closing price	Volume	Open Interest	Open price	Price max	Price min	Last price	Closing price	Volume	Open Interest	Volume	Open Interest				
1.600					-	-	0.000	0.000	0.000		1.66	-	-										0.000	0.000	0.000		0.001	-	-			0.016			
1.700					-	-	0.000	0.000	0.000		1.56	-	-										0.000	0.000	0.000		0.001	-	-			0.017			
1.800	0.000	0.000	0.000		1.46	-	-	0.000	0.000	0.000		1.46	-	-			0.000	0.000	0.000		0.001	-	-	0.000	0.000	0.000		0.001	-	-			0.018		
1.900	0.000	0.000	0.000		1.36	-	-	0.000	0.000	0.000		1.36	-	-			0.000	0.000	0.000		0.001	-	-	0.000	0.000	0.000		0.001	-	-			0.019		
2.000	0.000	0.000	0.000		1.26	-	-	0.000	0.000	0.000		1.26	-	-			0.000	0.000	0.000		0.001	-	-	0.000	0.000	0.000		0.001	-	-			0.020		
2.200	0.000	0.000	0.000		1.06	-	-	0.000	0.000	0.000		1.06	-	-			0.000	0.000	0.000		0.001	-	-	0.000	0.000	0.000		0.001	-	-			0.022		
2.400	0.000	0.000	0.000		0.861	-	-	0.000	0.000	0.000		0.866	-	-			0.000	0.000	0.000		0.001	-	-	0.000	0.000	0.000		0.001	-	-			0.024		
2.600	0.000	0.000	0.000		0.661	-	-	0.000	0.000	0.000		0.671	-	-			0.000	0.000	0.000		0.001	-	-	0.000	0.000	0.000		0.006	-	-			0.026		
2.800	0.000	0.000	0.000		0.462	-	-	0.000	0.000	0.000		0.489	-	-			0.000	0.000	0.000		0.001	-	-	0.000	0.000	0.000		0.024	-	-			0.028		
3.000	0.000	0.000	0.000		0.274	-	-	0.000	0.000	0.000		0.331	-	-			0.000	0.000	0.000		0.013	-	-	0.000	0.000	0.000		0.065	-	-			0.030		
3.200	0.000	0.000	0.000		0.124	-	20	0.000	0.000	0.000		0.206	-	-			0.000	0.000	0.000		0.063	-	-	0.000	0.000	0.000		0.141	-	-			0.032		
3.400	0.000	0.000	0.000		0.040	-	50	0.000	0.000	0.000		0.117	-	-			0.000	0.000	0.000		0.179	-	-	0.000	0.000	0.000		0.251	-	-			0.034		
3.600	0.000	0.000	0.000		0.009	-	-	0.000	0.000	0.000		0.062	-	-			0.000	0.000	0.000		0.348	-	-	0.000	0.000	0.000		0.396	-	-			0.036		
3.800	0.000	0.000	0.000		0.001	-	-	0.000	0.000	0.000		0.029	-	-			0.000	0.000	0.000		0.541	-	-	0.000	0.000	0.000		0.564	-	-			0.038		
4.000	0.000	0.000	0.000		0.001	-	-	0.000	0.000	0.000		0.013	-	-			0.000	0.000	0.000		0.740	-	-	0.000	0.000	0.000		0.749	-	-			0.040		
4.400	0.000	0.000	0.000		0.001	-	5	0.000	0.000	0.000		0.002	-	-			0.000	0.000	0.000		1.14	-	-	0.000	0.000	0.000		1.14	-	-			0.044		
4.800	0.000	0.000	0.000		0.001	-	-	0.000	0.000	0.000		0.001	-	-			0.000	0.000	0.000		1.54	-	-	0.000	0.000	0.000		1.54	-	-			0.048		
5.200	0.000	0.000	0.000		0.001	-	-	0.000	0.000	0.000		0.002	-	-			0.000	0.000	0.000		1.94	-	-	0.000	0.000	0.000		1.94	-	-			0.052		
5.600	0.000	0.000	0.000		0.001	-	-	0.000	0.000	0.000		0.001	-	-			0.000	0.000	0.000		2.34	-	-	0.000	0.000	0.000		2.34	-	-			0.056		
6.000	0.000	0.000	0.000		0.001	-	-	0.000	0.000	0.000		0.001	-	-			0.000	0.000	0.000		2.74	-	-	0.000	0.000	0.000		2.74	-	-			0.060		
Totals:					0	75						0	0									0	0							0	300			0	260
Number of Trades:					0							0										0.00								0				0	

OPAP (CR)

(Contract Size: 100 Securities, Exercise Style: American, Physical Delivery)

Call Options														Put Options																																													
Exercise Price	May 2022							June 2022							Other Months		May 2022							June 2022							Other Months		Exercise Price																										
	Open price	Price max	Price min	Last price	Closing price	Volume	Open Interest	Open price	Price max	Price min	Last price	Closing price	Volume	Open Interest	Volume	Open Interest	Open price	Price max	Price min	Last price	Closing price	Volume	Open Interest	Open price	Price max	Price min	Last price	Closing price	Volume	Open Interest	Volume	Open Interest																											
8.400						-	-	0.000	0.000	0.000		4.62	-	-																			0.000	0.000	0.000		0.001	-	-																	0.084			
8.800	0.000	0.000	0.000		4.20	-	-	0.000	0.000	0.000		4.22	-	-																					0.000	0.000	0.000		0.001	-	-																		0.088
9.200	0.000	0.000	0.000		3.80	-	-	0.000	0.000	0.000		3.82	-	-																					0.000	0.000	0.000		0.001	-	-																		0.092
9.600	0.000	0.000	0.000		3.40	-	-	0.000	0.000	0.000		3.42	-	-																					0.000	0.000	0.000		0.001	-	-																	0.096	
10.000	0.000	0.000	0.000		3.00	-	-	0.000	0.000	0.000		3.02	-	-																					0.000	0.000	0.000		0.001	-	-																	0.100	
11.000	0.000	0.000	0.000		2.00	-	-	0.000	0.000	0.000		2.03	-	-																					0.000	0.000	0.000		0.001	-	-																	0.110	
12.000	0.000	0.000	0.000		1.01	-	-	0.000	0.000	0.000		1.12	-	-																					0.000	0.000	0.000		0.004	-	3																	0.120	
13.000	0.000	0.000	0.000		0.211	-	-	0.000	0.000	0.000		0.448	-	-																					0.000	0.000	0.000		0.206	-	30																		0.130
14.000	0.000	0.000	0.000		0.007	-	25	0.000	0.000	0.000		0.123	-	-																					0.000	0.000	0.000		1.00	-	-																	0.140	
15.000	0.000	0.000	0.000		0.001	-	30	0.000	0.000	0.000		0.022	-	-																					0.000	0.000	0.000		2.00	-	-																	0.150	
16.000	0.000	0.000	0.000		0.001	-	-	0.000	0.000	0.000		0.003	-	10																					0.000	0.000	0.000		3.00	-	-																	0.160	
17.000	0.000	0.000	0.000		0.001	-	-	0.000	0.000	0.000		0.001	-	-																					0.000	0.000	0.000		4.00	-	-																	0.170	
18.000	0.000	0.000	0.000		0.001	-	-	0.000	0.000	0.000		0.001	-	-																					0.000	0.000	0.000		5.00	-	-																	0.180	
19.000	0.000	0.000	0.000		0.001	-	-	0.000	0.000	0.000		0.001	-	-																					0.000	0.000	0.000		6.00	-	-																	0.190	
20.000	0.000	0.000	0.000		0.001	-	-	0.000	0.000	0.000		0.001	-	-																					0.000	0.000	0.000		7.00	-	-																		0.200
Totals:						0	55							0	10	0	0							0	33							0	40	0	0																								
Number of Trades:						0							0	0							0.00							0	0																														

OTE (CR)

(Contract Size: 100 Securities, Exercise Style: American, Physical Delivery)

Exercise Price	Call Options														Put Options														Exercise Price					
	May 2022							June 2022							Other Months		May 2022							June 2022							Other Months			
	Open price	Price max	Price min	Last price	Closing price	Volume	Open Interest	Open price	Price max	Price min	Last price	Closing price	Volume	Open Interest	Volume	Open Interest	Open price	Price max	Price min	Last price	Closing price	Volume	Open Interest	Open price	Price max	Price min	Last price	Closing price		Volume	Open Interest	Volume	Open Interest	
9.600						-	-	0.000	0.000	0.000		8.31	-	-									-	-	0.000	0.000	0.000		0.001	-	-			0.096
10.000						-	-	0.000	0.000	0.000		7.91	-	-									-	-	0.000	0.000	0.000		0.001	-	-			0.100
11.000	0.000	0.000	0.000		6.89	-	-	0.000	0.000	0.000		6.91	-	-			0.000	0.000	0.000		0.001	-	-	0.000	0.000	0.000		0.001	-	-			0.110	
12.000	0.000	0.000	0.000		5.89	-	-	0.000	0.000	0.000		5.91	-	-			0.000	0.000	0.000		0.002	-	-	0.000	0.000	0.000		0.001	-	-			0.120	
13.000	0.000	0.000	0.000		4.90	-	-	0.000	0.000	0.000		4.92	-	-			0.000	0.000	0.000		0.001	-	-	0.000	0.000	0.000		0.001	-	-			0.130	
14.000	0.000	0.000	0.000		3.90	-	-	0.000	0.000	0.000		3.92	-	-			0.000	0.000	0.000		0.002	-	-	0.000	0.000	0.000		0.001	-	-			0.140	
15.000	0.000	0.000	0.000		2.90	-	-	0.000	0.000	0.000		2.93	-	-			0.000	0.000	0.000		0.001	-	-	0.000	0.000	0.000		0.007	-	-			0.150	
16.000	0.000	0.000	0.000		1.90	-	-	0.000	0.000	0.000		1.97	-	-			0.000	0.000	0.000		0.001	-	-	0.000	0.000	0.000		0.051	-	-			0.160	
17.000	0.000	0.000	0.000		0.921	-	-	0.000	0.000	0.000		1.14	-	-			0.000	0.000	0.000		0.024	-	-	0.000	0.000	0.000		0.221	-	-			0.170	
18.000	0.000	0.000	0.000		0.218	-	70	0.000	0.000	0.000		0.547	-	-			0.000	0.000	0.000		0.322	-	-	0.000	0.000	0.000		0.625	-	-			0.180	
19.000	0.000	0.000	0.000		0.015	-	22	0.000	0.000	0.000		0.210	-	-			0.000	0.000	0.000		1.12	-	-	0.000	0.000	0.000		1.29	-	-			0.190	
20.000	0.000	0.000	0.000		0.002	-	-	0.000	0.000	0.000		0.063	-	-			0.000	0.000	0.000		2.11	-	-	0.000	0.000	0.000		2.15	-	-			0.200	
22.000	0.000	0.000	0.000		0.001	-	-	0.000	0.000	0.000		0.003	-	-			0.000	0.000	0.000		4.11	-	-	0.000	0.000	0.000		4.11	-	-			0.220	
24.000	0.000	0.000	0.000		0.001	-	-	0.000	0.000	0.000		0.001	-	-			0.000	0.000	0.000		6.11	-	-	0.000	0.000	0.000		6.11	-	-			0.240	
26.000	0.000	0.000	0.000		0.001	-	-	0.000	0.000	0.000		0.001	-	-			0.000	0.000	0.000		8.11	-	-	0.000	0.000	0.000		8.11	-	-			0.260	
Totals:						0	92						0	0	0	0						0	0					0	0	0	0			
Number of Trades:						0							0		0							0.00						0		0				

PIRAEUS FINANCIAL HOLD (CR)

(Contract Size: 100 Securities, Exercise Style: American, Physical Delivery)

Call Options														Put Options																			
Exercise Price	May 2022						June 2022						Other Months		May 2022						June 2022						Other Months		Exercise Price				
	Open price	Price max	Price min	Last price	Closing price	Volume	Open Interest	Open price	Price max	Price min	Last price	Closing price	Volume	Open Interest	Volume	Open Interest	Open price	Price max	Price min	Last price	Closing price	Volume	Open Interest	Open price	Price max	Price min	Last price	Closing price		Volume	Open Interest	Volume	Open Interest
0.850	0.000	0.000	0.000	0.390	-	-	0.000	0.000	0.000	0.392	-	-				0.000	0.000	0.000	0.001	-	-				0.000	0.000	0.000	0.001	-	-			0.009
0.900	0.000	0.000	0.000	0.341	-	-	0.000	0.000	0.000	0.343	-	-				0.000	0.000	0.000	0.001	-	-				0.000	0.000	0.000	0.001	-	-			0.009
0.950	0.000	0.000	0.000	0.291	-	-	0.000	0.000	0.000	0.295	-	-				0.000	0.000	0.000	0.001	-	-				0.000	0.000	0.000	0.003	-	-			0.010
1.000	0.000	0.000	0.000	0.243	-	-	0.000	0.000	0.000	0.249	-	-				0.000	0.000	0.000	0.003	-	-				0.000	0.000	0.000	0.007	-	-			0.010
1.100	0.000	0.000	0.000	0.154	-	-	0.000	0.000	0.000	0.166	-	-				0.000	0.000	0.000	0.014	-	-				0.000	0.000	0.000	0.024	-	-			0.011
1.200	0.000	0.000	0.000	0.084	-	-	0.000	0.000	0.000	0.100	-	-				0.000	0.000	0.000	0.044	-	-				0.000	0.000	0.000	0.058	-	-			0.012
1.300	0.000	0.000	0.000	0.040	-	-	0.000	0.000	0.000	0.054	-	-				0.000	0.000	0.000	0.099	-	-				0.000	0.000	0.000	0.112	-	-			0.013
1.400	0.000	0.000	0.000	0.016	-	-	0.000	0.000	0.000	0.027	-	5				0.000	0.000	0.000	0.175	-	-				0.000	0.000	0.000	0.185	-	-			0.014
1.500	0.000	0.000	0.000	0.005	-	-	0.000	0.000	0.000	0.012	-	-				0.000	0.000	0.000	0.265	-	-				0.000	0.000	0.000	0.270	-	-			0.015
1.600	0.000	0.000	0.000	0.001	-	-	0.000	0.000	0.000	0.005	-	-				0.000	0.000	0.000	0.361	-	-				0.000	0.000	0.000	0.363	-	-			0.016
1.700	0.000	0.000	0.000	0.001	-	-	0.000	0.000	0.000	0.002	-	-				0.000	0.000	0.000	0.460	-	-				0.000	0.000	0.000	0.461	-	-			0.017
1.800	0.000	0.000	0.000	0.001	-	-	0.000	0.000	0.000	0.001	-	-				0.000	0.000	0.000	0.560	-	-				0.000	0.000	0.000	0.560	-	-			0.018
1.900	0.000	0.000	0.000	0.001	-	-	0.000	0.000	0.000	0.001	-	-				0.000	0.000	0.000	0.660	-	-				0.000	0.000	0.000	0.660	-	-			0.019
2.000	0.000	0.000	0.000	0.001	-	-	0.000	0.000	0.000	0.001	-	-				0.000	0.000	0.000	0.760	-	-				0.000	0.000	0.000	0.760	-	-			0.020
2.200	0.000	0.000	0.000	0.001	-	-	0.000	0.000	0.000	0.001	-	-				0.000	0.000	0.000	0.960	-	-				0.000	0.000	0.000	0.960	-	-			0.022
2.400							0.000	0.000	0.000	0.001	-	-																1.16	-	-			0.024
Totals:						0	0					0	5	0	0							0	0							0	0	0	0
Number of Trades:						0						0		0								0.00								0		0	



PPC (CR)

(Contract Size: 100 Securities, Exercise Style: American, Physical Delivery)

Call Options														Put Options																		
May 2022							June 2022							Other Months		May 2022							June 2022							Other Months		Exercise Price
Open price	Price max	Price min	Last price	Closing price	Volume	Open Interest	Open price	Price max	Price min	Last price	Closing price	Volume	Open Interest	Volume	Open Interest	Open price	Price max	Price min	Last price	Closing price	Volume	Open Interest	Open price	Price max	Price min	Last price	Closing price	Volume	Open Interest	Volume	Open Interest	
4.400	0.000	0.000	0.000	2.10	-	-	0.000	0.000	0.000	2.11	-	-				0.000	0.000	0.000	0.001	-	-	0.000	0.000	0.000	0.001	-	-				0.044	
4.800	0.000	0.000	0.000	1.70	-	-	0.000	0.000	0.000	1.71	-	-				0.000	0.000	0.000	0.001	-	-	0.000	0.000	0.000	0.001	-	-				0.048	
5.200	0.000	0.000	0.000	1.30	-	-	0.000	0.000	0.000	1.32	-	-				0.000	0.000	0.000	0.001	-	-	0.000	0.000	0.000	0.009	-	-				0.052	
5.600	0.000	0.000	0.000	0.902	-	-	0.000	0.000	0.000	0.948	-	-				0.000	0.000	0.000	0.001	-	-	0.000	0.000	0.000	0.037	-	-				0.056	
6.000	0.000	0.000	0.000	0.512	-	5	0.000	0.000	0.000	0.624	-	-				0.000	0.000	0.000	0.010	-	-	0.000	0.000	0.000	0.113	-	-				0.060	
6.400	0.000	0.000	0.000	0.196	-	-	0.000	0.000	0.000	0.372	-	31				0.000	0.000	0.000	0.093	-	-	0.000	0.000	0.000	0.260	-	-				0.064	
6.800	0.000	0.000	0.000	0.041	-	20	0.000	0.000	0.000	0.198	-	63				0.000	0.000	0.000	0.339	-	1	0.000	0.000	0.000	0.486	-	-				0.068	
7.200	0.000	0.000	0.000	0.004	-	150	0.000	0.000	0.000	0.093	-	4				0.000	0.000	0.000	0.703	-	-	0.000	0.000	0.000	0.782	-	-				0.072	
7.600	0.000	0.000	0.000	0.005	-	-	0.000	0.000	0.000	0.041	-	-				0.000	0.000	0.000	1.10	-	-	0.000	0.000	0.000	1.13	-	-				0.076	
8.000	0.000	0.000	0.000	0.001	-	188	0.000	0.000	0.000	0.015	-	22				0.000	0.000	0.000	1.50	-	-	0.000	0.000	0.000	1.51	-	-				0.080	
8.400	0.000	0.000	0.000	0.001	-	41	0.000	0.000	0.000	0.006	-	-				0.000	0.000	0.000	1.90	-	-	0.000	0.000	0.000	1.90	-	-				0.084	
8.800	0.000	0.000	0.000	0.001	-	3	0.000	0.000	0.000	0.002	-	7				0.000	0.000	0.000	2.30	-	-	0.000	0.000	0.000	2.30	-	-				0.088	
9.200	0.000	0.000	0.000	0.001	-	7	0.000	0.000	0.000	0.001	-	10				0.000	0.000	0.000	2.70	-	-	0.000	0.000	0.000	2.70	-	-				0.092	
9.600	0.000	0.000	0.000	0.003	-	-	0.000	0.000	0.000	0.001	-	-				0.000	0.000	0.000	3.10	-	-	0.000	0.000	0.000	3.10	-	-				0.096	
10.000	0.000	0.000	0.000	0.001	-	-	0.000	0.000	0.000	0.001	-	-				0.000	0.000	0.000	3.50	-	-	0.000	0.000	0.000	3.50	-	-				0.100	
11.000	0.000	0.000	0.000	0.001	-	-	0.000	0.000	0.000	0.001	-	-				0.000	0.000	0.000	4.50	-	-	0.000	0.000	0.000	4.50	-	-				0.110	
12.000	0.000	0.000	0.000	0.001	-	-	0.000	0.000	0.000	0.001	-	-				0.000	0.000	0.000	5.50	-	-	0.000	0.000	0.000	5.50	-	-				0.120	
13.000					-	-	0.000	0.000	0.000	0.001	-	-									-	-	0.000	0.000	0.000	6.50	-	-				0.130
14.000					-	-	0.000	0.000	0.000	0.001	-	-									-	-	0.000	0.000	0.000	7.50	-	-				0.140
15.000					-	-	0.000	0.000	0.000	0.001	-	-									-	-	0.000	0.000	0.000	8.50	-	-				0.150
16.000					-	-	0.000	0.000	0.000	0.001	-	-									-	-	0.000	0.000	0.000	9.50	-	-				0.160
Totals:					0	414						0	137	0	0						0	1						0	1	0	0	
Number of Trades:					0						0						0						0						0			

Lending Products	Underlying Title	Multilateral Transactions[1]				Bilateral Transactions[2]		Stock Borrowing through OTC (volume)[3]
		Open Interest[5]	Volume(Offered)	Average Weighted	Transactions volume	Average Weighted	Transactions Volume	Transactions Volume
ADMIEBOR	ADMIE (IPTO) HOLDING S.A. (CR)	7,410	---	---	---	---	---	1,985,144
AEGNBOR	AEGEAN AIRLINES (CR)	7,993	---	---	---	---	---	21,619
ALPHABOR	ALPHA SERVICES HOLD (CR)	631	---	---	---	---	---	60,543,776
ALMYBOR	ALUMIL (CR)	---	---	---	---	---	---	---
EEEBOR	CC HBC AG (CR)	---	---	---	---	---	---	70,546
CENERBOR	CENERGY HOLDINGS (CB)	---	---	---	---	---	---	---
ELLAKTORBOR	ELLAKTOR (CR)	11,000	---	---	5,000	3.25%	---	6,870
ELHABOR	ELVALHALCOR (CR)	27,290	---	---	---	---	---	64,887
EUROBBOR	EUROBANK HOLDINGS (CR)	120,000	---	---	---	---	---	41,367,611
EYDAPBOR	EYDAP S.A. (CR)	10,213	---	---	---	---	---	642,239
FFGRPBOR	FOLLI FOLLIE (CR)	---	---	---	---	---	---	900,530
FOYRKBOR	FOURLIS (CR)	---	---	---	---	---	---	21,950
GEKTERNABOR	GEK TERNA (CR)	---	---	---	---	---	---	19,345
SARBOR	GR. SARANTIS S.A. (CR)	---	---	---	---	---	---	7,577
EXAEBOR	HELLENIC EXCHANGES-A.S.E. (CR)	---	---	---	---	---	---	204,631
ELPEBOR	HELLENIC PETROLEUM (CR)	19,439	---	---	7,000	2.65%	---	170,151
INTRKBOR	INTRACOM HOLDINGS (CR)	6,000	---	---	---	---	---	---
BELABOR	JUMBO SA (CR)	71,339	---	---	---	---	---	732,328
LAMDABOR	LAMDA DEVELOPMENT SA (CR)	961	---	---	---	---	---	54,808
MIGBOR	MARFIN INVESTMENT GROUP (CR)	---	---	---	---	---	---	794,474
MOHBOR	MOTOR OIL (CR)	1,353	---	---	---	---	---	399,797
MYTILBOR	MYTILINEOS (CR)	1,296	---	---	---	---	---	583,723
ETEBOR	NATIONAL BANK (CR)	18,000	---	---	---	---	---	5,861,100
OPAPBOR	OPAP (CR)	18,000	---	---	---	---	---	1,327,104
HTOBOR	OTE (CR)	112,066	---	---	3,820	2.65%	---	1,264,963
PPABOR	P.P.A. S.A. (CR)	1,564	---	---	---	---	---	66,287
TPEIRBOR	PIRAEUS FINANCIAL HOLD (CR)	8,000	---	---	---	---	---	3,559,686
PLAISBOR	PLAISIO COMPUTERS SA (CR)	---	---	---	---	---	---	100
PPCBOR	PPC (CR)	24,478	---	---	---	---	---	2,008,662
QUALBOR	QUALITY & RELIABILITY SA (CR)	---	---	---	---	---	---	---
QUESTBOR	QUEST HOLDINGS (CR)	---	---	---	---	---	---	54,768

## Stock Lending Notes

[1] - Multilateral contracts Lending or Borrowing as per Methods 8-1, 8-2 and 8-3-3 (According to ATHEX BoD Resolution No.17)

[2] - Bilateral Contracts Lending or Borrowing as per Methods 8-3-1 and 8-3-2 (According to ATHEX BoD Resolution No.20 )

[3] - The information concerning OTC Stock Borrowing Transactions is based on the statements of the Dematerialised Securities System (DSS) operators involved and refers to volumes that have been registered up until the previous working day.

[4] - Average Price (Volume weighted)

[5] - The Data concerning Open Interest before the start of trading session

Lending Products	Underlying Title	Open Interest[5]	Multilateral Transactions[1]				Bilateral Transactions[2]		Stock Borrowing through OTC (volume)[3]	
			Volume(Offered)	Average Weighted	Transactions volume	Average Weighted	Transactions Volume	Average Weighted	Transactions Volume	
TENERGYBOR	TERNA ENERGY (CR)	---	---	---	---	---	---	---	33,517	
TITCBOR	TITAN CEMENT (CB)	500	---	---	---	---	---	---	222,092	
VIOBOR	VIOHALCO SA/NV (CB)	14,147	---	---	---	---	---	---	---	

## Stock Lending Notes

[1] - Multilateral contracts Lending or Borrowing as per Methods 8-1, 8-2 and 8-3-3 (According to ATHEX BoD Resolution No.17)

[2] - Bilateral Contracts Lending or Borrowing as per Methods 8-3-1 and 8-3-2 (According to ATHEX BoD Resolution No.20 )

[3] - The information concerning OTC Stock Borrowing Transactions is based on the statements of the Dematerialised Securities System (DSS) operators involved and refers to volumes that have been registered up until the previous working day.

[4] - Average Price (Volume weighted)

[5] - The Data concerning Open Interest before the start of trading session

## Sectors codification for listed companies

12003-	ETF	10101010	Computer Services
10101015	Software	10102030	Computer Hardware
15101010	Telecommunications Equipment	15102015	Telecommunications Services
20101010	Health Care Facilities	20101025	Health Care Services
20102010	Medical Equipment	20103015	Pharmaceuticals
30101010	Banks	30202000	Diversified Financial Services
30202010	Asset Managers & Custodians	30202015	Investment Services
30204000	Closed End Investments	30302010	Full Line Insurance
30302015	Insurance Brokers	30302025	Property and Casualty Insurance
35101010	Real Estate Holding and Development	35101015	Real Estate Services
35102000	Diversified REITs	35102030	Office REITs
40201040	Rental & Leasing Services: Consumer	40202010	Home Construction
40202015	Household Furnishings	40202020	Household Appliance
40203040	Electronic Entertainment	40203045	Toys
40204020	Clothing & Accessories	40301010	Entertainment
40301030	Publishing	40301035	Radio & TV Broadcasters
40401010	Diversified Retailers	40401020	Apparel Retailers
40401025	Home Improvement Retailers	40401030	Specialty Retailers
40501010	Airlines	40501015	Travel & Tourism
40501020	Casinos & Gambling	40501025	Hotels & Motels
45101015	Distillers & Vintners	45101020	Soft Drinks
45102010	Farming Fishing Ranching & Plantations	45102020	Food Products
45103010	Tobacco	45201010	Food Retailers & Wholesalers
45201020	Personal Products	50101010	Construction
50101020	Building Roof/Wallboard and Plumbing	50101030	Cement
50101035	Building Materials: Other	50202010	Electrical Components
50203000	Diversified Industrials	50203015	Plastics
50203030	Containers & Packaging	50204000	Machinery: Industrial
50204020	Machinery: Construction & Handling	50205010	Industrial Suppliers
50205020	Back Office Support HR & Consulting	50205030	Forms & Bulk Printing Services
50206015	Commercial Vehicles & Parts	50206030	Marine Transportation
50206060	Transportation Services	55101000	Diversified Materials
55101020	Textile Products	55102000	General Mining
55102010	Iron & Steel	55102015	Metal Fabricating
55102035	Aluminum	60101020	Oil Refining and Marketing
65101010	Alternative Electricity	65101015	Conventional Electricity
65102030	Water		



**ATHEX**  
Athens Stock Exchange

Λεωφ. Αθηνών 110 104 42 Αθήνα  
110, Athinon Ave. GR 104 42 Athens  
tel. (+30)210-33.66.800, fax (+30)210-33.66.101  
[www.athexgroup.gr](http://www.athexgroup.gr)