

22

**Ημερήσιο Δελτίο
Συναλλακτικής Δραστηριότητας**

Daily Official List
of Trading Activity

Friday, 13 May, 2022

Year: 143 Trading Day No: 87



ATHEXGROUP
Athens Exchange Group

Disclaimer:

Hellenic Exchanges-Athens Stock Exchange S.A endeavours to ensure that the data and other material ("Information") presented on the Daily Official List are accurate and complete, but it is not liable for any errors or omissions of data or /and for the accuracy, credibility, updating and completeness of the aforesaid information nor it has any liability arising directly or indirectly from the use of the above Information.

The Company is not liable for the accuracy of the data included in listed companies' announcements. Only the sender of such an announcement is fully and solely liable for any infringement of third party's rights from the content of such announcement. All contents of the Daily Official List are provided only for information purposes and do not constitute investment advice or solicitation to invest in securities or other products listed for trading on the Exchange.

You acknowledge and agree that the Company is the owner of any property rights related to any Information appearing on the Daily Official List including intellectual property rights copyright, trademarks, etc.

The above data are a property of the Hellenic Exchanges-Athens Exchange and are copyright protected. Users are forbidden to reproduce, modify, copy, sale, transmit or redistribute, by all reproduction means and methods, part or the whole of the above data, without reference to their source.

The commercial exploitation of these data is, also, forbidden by third parties. Hellenic Exchanges-Athens Exchange does not carry any responsibility, direct or indirect, derived from usage or accidental alteration of the above data when used by third parties.

Hellenic Exchanges – Athens Stock Exchange S.A.

110 Athinon Ave., 10442 Athens, Tel: (210) 33.66.800, Fax: (210) 32.13.938

www.athexgroup.gr

Thessalonica Stock Exchange Center (T.S.E.C)

16-18 Katouni Str., Thessalonica 546 25 Tel: (2310) 567.667, Fax: (2310) 530.545

Athex Members Guarantee Fund

14-16 Fidiou Str., Athens 106 78, Tel: (210) 33.04.682, Fax: (210) 33.04.155

Hellenic Republic Capital Market Commission

1 Kolokotroni Str. & 1 Stadiou Str., Athens 10562 Tel: (210) 33.77.100 Fax: (210) 33.77.173

Table of Contents

Section 1: Statistical Figures of Securities, Derivatives and Lending

Summary of Markets

Athex Indices

Analytic Figures for Athex Market's Boards and Categories

Trading Details by Athex Sectors and Financial Instruments (ETFs)

Top 10 best & worst performing Shares

Derivatives Summary

Section 2: Analytic Figures of Shares Transactions

Analytic Figures of Shares Transactions

Shares' Notes

Section 3: Figures of Securities Transactions

Securities Blocks Details

Shares Rights Details

Stock Borrowing

Forced Sales Details

Forced Sales Registered Shares

Exchange Traded Funds (ETFs) Characteristics

Section 5: Bonds traded in Fixed Income Assets Market

Convertible Corporate Bonds - Regulated Market

Non Convertible Corporate Bonds - Regulated Market

Government Bonds

Treasury Bills & Zero Coupon Government Bonds

Government Bonds Traded with the Open Outcry Method

State Banks Bonds

Section 6: Additional Infos

Athex & ATHEXClear Members List

List of Stocks under Market Making operations

Section 7: Derivatives Market Analytic Figures

Index Futures

Stock Futures

Index Options

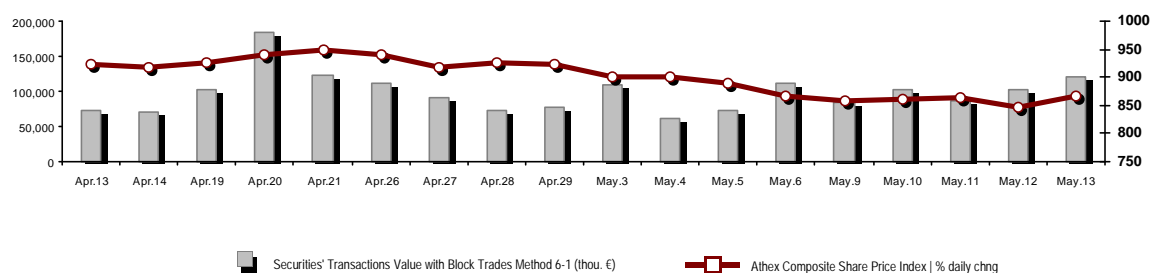
Stock Options

Stock Lending Analytic Figures

Appendix A: Sectors codification for listed companies

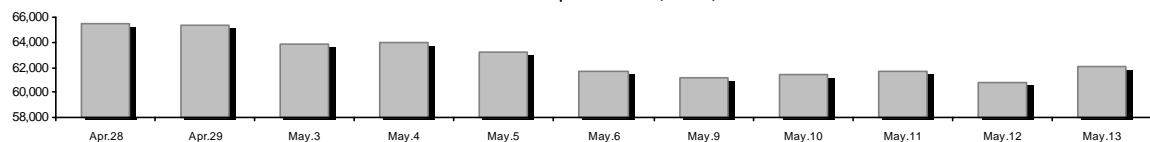
Summary of Markets

Athex Composite Share Price Index vs Shares and Derivatives Transactions Value

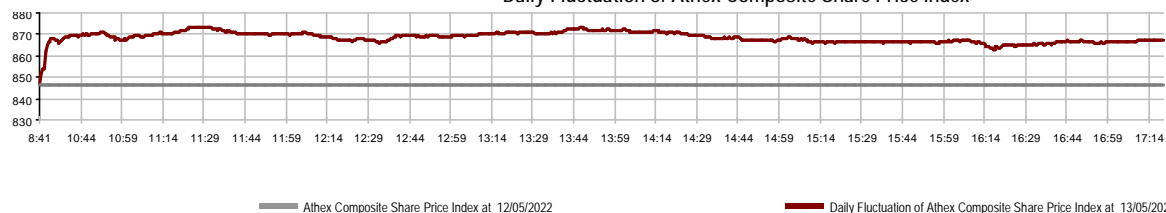


Athex Capitalisation (mill. €)**:	62,063.43		Derivatives Total Open Interest	329,570	
Daily change: mill. € %	1,311.00	2.16%	in Index Futures % daily chng	3,581	0.00%
Yearly Avg Capitalisation: mill. € % chng prev year Avg	65,672.78	7.86%	in Stock Futures % daily chng	323,510	0.00%
Athex Composite Share Price Index % daily chng	867.03	2.43%	in Index Options % daily chng	1,075	0.00%
Athex Composite Share Price Index Capitalisation (mill. €)	56,354.87		in Stock Options % daily chng	1,404	0.00%
Daily change (mill. €)	1,282.35				
Securities' Transactions Value with Block Trades Method 6-1 (t)	119,492.76		Derivatives Contracts Volume:	38,691	
Daily change: %	18,070.52	17.82%	Daily change: pieces %	159	0.41%
YtD Avg Trans. Value: thou. € % chng prev year Avg	90,150.17	29.06%	YtD Avg Derivatives Contracts % chng prev year Avg	40,449	-15.14%
Blocks Transactions Value of Method 6-1 (thou. €)	4,935.64		Derivatives Trades Number:	2,898	
Blocks Transactions Value of Method 6-2 & 6-3 (thou. €)	0.00		Daily change: number %	50	1.76%
Bonds Transactions Value (thou.€)	1,211.50		YtD Avg Trades number % chng prev year Avg	2,371	12.03%
Securities' Transactions Volume with Block Trades Method 6-1 (tho)	38,413.50		Lending Total Open Interest	465,294	
Daily change: thou. pieces %	-5,606.28	-12.74%	Daily change: pieces %	0	0.00%
YtD Avg Volume: % chng prev year Avg	36,563.46	6.92%	Lending Volume (Multilateral/Bilateral)	29,386	
Blocks Transactions Volume of Method 6-1 (thou. Pieces)	3,906.59		Daily change: pieces %	20,386	
Blocks Transactions Volume of Method 6-2 & 6-3 (thou. Pieces)	0.00		Multilateral Lending	16,386	
Bonds Transactions Volume	1,258,000		Bilateral Lending	13,000	
Securities' Trades Number with Block Trades Method 6-1	52,355		Lending Trades Number:	5	
Daily change: number %	5,147	10.90%	Daily change: %	-1	
YtD Avg Trades number % chng prev year Avg	36,155	20.78%	Multilateral Lending Trades Number	4	
Number of Blocks Method 6-1	10		Bilateral Lending Trades Number	1	
Number of Blocks Method 6-2 & 6-3	0				
Number of Bonds Transactions	165				

Athex Capitalisation (mill. €)**



Daily Fluctuation of Athex Composite Share Price Index



Athex Indices

Index name	13/05/2022	12/05/2022	pts.	%	Min	Max	Year min	Year max	Year change
Athex Composite Share Price Index	867.03 #	846.46	20.57	2.43%	846.46	873.55	788.83	973.27	-2.95% €
Athex ESG Index	976.87 #	955.61	21.26	2.22%	955.61	990.31	888.47	1,131.24	-3.61% €
FTSE/Athex Large Cap	2,080.18 #	2,031.99	48.19	2.37%	2,031.99	2,106.08	1,884.54	2,384.15	-3.20% €
FTSE/Athex Mid Cap Index	1,385.48 #	1,369.34	16.14	1.18%	1,369.34	1,393.63	1,361.54	1,615.19	-7.13% €
FTSE/ATHEX-CSE Banking Index	424.76 #	413.58	11.18	2.70%	413.58	436.59	382.96	569.66	-2.39% €
FTSE/ATHEX High Dividend Yield Index	2,960.81 #	2,924.34	36.47	1.25%	2,924.34	2,982.04	2,762.75	3,292.03	-4.61% €
FTSE/ATHEX Global Traders Index Plus	2,387.39 #	2,337.56	49.83	2.13%	2,337.56	2,411.52	2,205.66	2,584.55	0.59% #
FTSE/ATHEX Mid & Small Cap Factor-Weighted Ind	4,418.02 €	4,431.25	-13.23	-0.30%	4,398.47	4,478.45	4,269.17	5,109.62	-5.36% €
ATHEX Select Index Plus	3,106.63 #	3,062.81	43.82	1.43%	3,062.81	3,119.91	2,990.50	3,578.04	-8.23% €
ATHEX Select Index	4,285.07 #	4,252.74	32.33	0.76%	4,252.74	4,324.36	4,076.44	4,953.99	-6.59% €
FTSE/Athex Market Index	503.91 #	491.72	12.19	2.48%	491.72	509.18	457.78	586.15	-6.01% €
Athex Composite Index Total Return Index	1,493.56 #	1,458.03	35.53	2.44%	1,458.03	1,504.78	1,356.45	1,673.61	-2.58% €
FTSE/Athex Large Cap Total Return	3,244.13 #	3,168.98	75.15	2.37%			2,944.22	3,702.87	-2.93% €
FTSE/Athex Mid Cap Total Return	1,794.83 #	1,773.92	20.91	1.18%			1,773.92	2,064.38	-6.39% €
FTSE/ATHEX-CSE Banking Total Return Index	365.71 #	356.08	9.63	2.70%			337.43	485.90	-2.39% €
Hellenic Mid & Small Cap Index	1,310.07 #	1,283.23	26.84	2.09%	1,283.23	1,313.35	1,243.70	1,451.84	-4.58% €
FTSE/Athex Banks	561.21 #	546.44	14.77	2.70%	546.44	576.84	505.99	752.66	-2.39% €
FTSE/Athex Insurance	2,996.26 ~	2,996.26	0.00	0.00%	2,988.32	3,004.21	1,994.86	3,171.11	50.20% #
FTSE/Athex Financial Services	706.72 #	697.92	8.80	1.26%	697.92	716.93	691.33	831.60	-5.65% €
FTSE/Athex Industrial Goods & Services	3,836.01 #	3,722.57	113.44	3.05%	3,722.57	3,935.37	3,365.52	4,306.76	2.79% #
FTSE/Athex Retail	44.77 #	44.12	0.65	1.47%	44.12	45.45	43.63	57.51	-9.04% €
FTSE/ATHEX Real Estate	3,997.29 #	3,875.79	121.50	3.13%	3,875.79	4,005.43	3,875.13	5,179.83	-16.93% €
FTSE/Athex Consumer Goods & Services	8,384.03 #	8,090.84	293.19	3.62%	8,090.84	8,495.60	7,260.09	8,861.27	15.48% #
FTSE/Athex Food & Beverage	7,770.54 #	7,365.27	405.27	5.50%	7,365.27	7,846.97	6,627.16	12,058.75	-31.43% €
FTSE/Athex Basic Resources	6,290.99 #	6,190.76	100.23	1.62%	6,190.76	6,433.37	6,096.26	8,197.29	-14.96% €
FTSE/Athex Construction & Materials	2,981.75 #	2,943.96	37.79	1.28%	2,943.96	3,024.59	2,533.53	3,209.28	0.10% #
FTSE/Athex Energy	4,014.05 #	3,916.22	97.83	2.50%	3,887.22	4,039.71	3,339.51	4,039.71	16.57% #
FTSE/Athex Travel & Leisure	2,051.74 €	2,071.57	-19.83	-0.96%	2,051.74	2,105.51	1,858.00	2,312.32	4.51% #
FTSE/Athex Technology	1,967.00 #	1,958.42	8.58	0.44%	1,943.86	2,013.01	1,912.15	2,347.72	-8.38% €
FTSE/Athex Telecommunications	4,999.40 #	4,960.68	38.72	0.78%	4,960.68	5,091.38	4,377.01	5,170.21	9.98% #
FTSE/Athex Utilities	4,420.54 #	4,274.09	146.45	3.43%	4,274.09	4,420.54	4,203.53	5,208.71	-14.18% €
FTSE/Athex Health Care	405.31 #	404.17	1.14	0.28%	404.17	405.31	384.93	611.35	-26.64% €
FTSE/Athex Personal Products	6,876.82 #	6,677.99	198.83	2.98%	6,674.76	6,905.82	6,553.86	8,868.58	-21.18% €
Athex All Share Index	217.77 #	213.19	4.58	2.15%	217.77	217.77	200.98	248.43	-5.34% €
Hellenic Corporate Bond Index	120.29 €	120.41	-0.11	-0.09%			119.78	127.89	-5.86% €
Hellenic Corporate Bond Price Index	88.89 €	88.98	-0.09	-0.10%			88.75	95.40	-6.81% €

Note 1: FTSE/Med 100, Hellenic Corporate Bond Price Index and Hellenic Corporate Bond Index closing prices refer to the previous trading day of 11/05/2022.

Note 2: The Hellenic Mid & Small Cap Index is a Customized index calculated by the Athens Exchange.

Analytic Figures for Athex Market's Boards and Categories

	Total Traded Securities	Main Market	Surveillance	Exchange Traded Funds (ETFs)
Totals	126	113	12	1
Gain / Lose / Same:	76 / 31 / 19	69 / 29 / 15	6 / 2 / 4	1 / 0 / 0
Athex Capitalisation (mill. €) **	62,063.43	61,852.92	210.51	
Daily Average Trans/ons Value(thou.€)	90,150.17	89,981.44	220.23	14.40
Transactions Value	119,492.76	119,238.16	254.08	0.52
Main Board:	114,557.12	114,302.52	254.08	0.52
Blocks Board 6_2_3:	4,935.64	4,935.64	0.00	0.00
Forced Sales Board:	0.00	0.00	0.00	0.00
Special Terms Board:	0.00	0.00	0.00	0.00
Daily Average Transactions Volume	36,563,464	35,757,980	815,431	671
Transactions Volume	38,413,500	37,070,927	1,342,547	26
Main Board:	34,506,910	33,164,337	1,342,547	26
Blocks Board 6_2_3:	3,906,590	3,906,590	0	0
Forced Sales Board:	0	0	0	0
Special Terms Board:	0	0	0	0
Daily Average Number of Trades	36,155	35,896	257	3
Number of Trades	52,355	52,080	273	2
Main Board:	52,345	52,070	273	2
Blocks Board 6_2_3:	10	10	0	0
Forced Sales Board:	0	0	0	0
Special Terms Board:	0	0	0	0

Trading Details by Athex Sectors and Financial Instruments (ETFs)

Code	Sectors	Gain / Lose / Same	Number of Trades	Transactions Volume	Transactions Value	% of Total Trans. Value
3010	- Banks	5 / 1 / 0	18,664	28,538,036	43,243,696.71	36.19%
5510	- Basic Resources	9 / 5 / 1	1,100	380,825	824,234.64	0.69%
5010	- Construction & Materials	5 / 6 / 2	2,388	1,013,765	2,729,796.80	2.28%
4020	- Consumer Products & Services	5 / 2 / 1	1,983	346,682	3,412,096.40	2.86%
6010	- Energy	1 / 2 / 0	2,722	544,738	7,072,723.37	5.92%
12000	- Financial Instruments	1 / 0 / 0	2	26	523.50	0.00%
3020	- Financial Services	3 / 0 / 0	1,052	593,884	255,551.14	0.21%
4510	- Food Beverage & Tobacco	2 / 3 / 4	1,564	246,769	4,924,317.79	4.12%
2010	- Health Care	2 / 1 / 0	71	31,315	37,905.66	0.03%
5020	- Industrial Goods & Service	13 / 2 / 2	8,507	2,864,241	24,149,674.87	20.21%
3030	- Insurance	1 / 0 / 1	46	127,975	957,783.00	0.80%
4030	- Media	1 / 0 / 1	9	3,450	1,340.27	0.00%
4520	- Personal Care, Drug & Grocery Stores	3 / 0 / 0	330	111,484	572,453.33	0.48%
3510	- Real Estate	5 / 1 / 2	823	259,297	1,141,558.23	0.96%
4040	- Retail	5 / 0 / 2	606	233,364	715,676.57	0.60%
1010	- Technology	6 / 3 / 2	1,018	352,447	970,100.48	0.81%
1510	- Telecommunications	1 / 1 / 0	2,550	509,760	9,164,832.22	7.67%
4050	- Travel & Leisure	5 / 2 / 1	3,991	1,085,664	9,752,630.70	8.16%
6510	- Utilities	3 / 2 / 0	4,929	1,169,778	9,565,867.01	8.01%

Top 10 best & worst performing Shares

Main Market

With positive Price change	Closing price	change	With negative Price change	Closing price	change
CENERGY HOLDINGS (CB)	3.12	9.28% #	TZIRAKIAN PROFIL (CR)	2.35	-2.89% €
TERNA ENERGY (CR)	17.38	8.49% #	THRACE PLASTICS SA (CR)	3.9	-2.50% €
TECHNICAL OLYMPIC SA (CR)	1.765	6.01% #	KORDELLOS BROS SA (CR)	0.461	-1.50% €
CC HBC AG (CR)	20.7	5.61% #	IKTINOS HELLAS SA (CR)	0.532	-1.48% €
MOTOR OIL (CR)	16.4	4.06% #	BYTE COMPUTER SA (CR)	2.88	-1.37% €
JUMBO SA (CR)	14.95	3.96% #	OPAP (CR)	13	-1.22% €
EUROCONSULTANTS S.A. (CR)	0.53	3.92% #	BANK OF GREECE (CR)	15.6	-0.95% €
EUROBANK HOLDINGS (CR)	0.9	3.76% #	INTERWOOD-XYLEMPORIA (CR)	0.208	-0.95% €
LAMDA DEVELOPMENT SA (CR)	5.72	3.62% #	SPACE HELLAS SA (CR)	9.14	-0.87% €
PIRAEUS FINANCIAL HOLD (CR)	1.24	3.42% #	EPSILON NET (CR)	5.72	-0.69% €
With the highest Transactions Value	Value (thou. €)	change	With the highest Transactions Volume	Volume	change
NATIONAL BANK (CR)	22,562.41	1.97% #	ALPHA SERVICES HOLD (CR)	14,152,367	1.87% #
MYTILINEOS (CR)	22,356.26	3.11% #	NATIONAL BANK (CR)	6,690,539	1.97% #
ALPHA SERVICES HOLD (CR)	13,064.19	1.87% #	EUROBANK HOLDINGS (CR)	5,520,384	3.76% #
OPAP (CR)	9,448.23	-1.22% €	PIRAEUS FINANCIAL HOLD (CR)	1,887,389	3.42% #
OTE (CR)	9,151.18	0.79% #	MYTILINEOS (CR)	1,358,868	3.11% #
MOTOR OIL (CR)	5,766.02	4.06% #	PPC (CR)	814,852	1.72% #
PPC (CR)	5,291.70	1.72% #	OPAP (CR)	717,052	-1.22% €
EUROBANK HOLDINGS (CR)	5,008.80	3.76% #	MARFIN INVESTMENT GROUP (CR)	525,694	1.17% #
CC HBC AG (CR)	4,886.47	5.61% #	OTE (CR)	508,266	0.79% #
TERNA ENERGY (CR)	3,906.57	8.49% #	ELLAKTOR (CR)	461,896	0.60% #

Note: Stocks that are not included in the "Under Supervision" category, and the transactions value is more than 10,000 €.

Derivatives Summary

	Number of Trades	Volume	Open Interest
Index Futures	395	1,897	3,581
FTSE/Athex Banks	0	0	0
FTSE/Athex Large Cap	395	1,897	3,581
Stock Futures	2,497	36,758	323,510
ADMIE (IPTO) HOLDING S.A. (CR)	1	6	4,792
ALPHA SERVICES HOLD (CR)	481	13,936	120,503
CC HBC AG (CR)	106	251	1,668
CENERGY HOLDINGS (CB)	49	367	10,093
ELLAKTOR (CR)	4	29	5,044
EUROBANK HOLDINGS (CR)	188	4,116	35,277
EYDAP S.A. (CR)	0	0	376
FOURLIS (CR)	13	27	2,768
GEK TERNA (CR)	47	174	6,274
HELLENIC EXCHANGES-A.S.E. (CR)	5	17	1,095
HELLENIC PETROLEUM (CR)	65	210	1,296
INTRACOM HOLDINGS (CR)	23	73	5,382
JUMBO SA (CR)	41	83	638
LAMDA DEVELOPMENT SA (CR)	42	111	6,308
MARFIN INVESTMENT GROUP (CR)	1	100	30,264
MOTOR OIL (CR)	59	215	1,137
MYTILINEOS (CR)	278	937	5,136
NATIONAL BANK (CR)	683	10,875	27,329
OPAP (CR)	18	51	1,211
OTE (CR)	21	31	1,163
P.P.A. S.A. (CR)	0	0	704
PIRAEUS FINANCIAL HOLD (CR)	113	3,664	28,606
PPC (CR)	135	918	14,386
TERNA ENERGY (CR)	104	512	4,308
TITAN CEMENT (CB)	3	7	902
VIOHALCO SA/NV (CB)	17	48	6,850
Index Options	3	12	1,075
FTSE/Athex Large Cap	3	12	1,075
Stock Options	3	24	1,404
ALPHA SERVICES HOLD (CR)	0	0	5
NATIONAL BANK (CR)	1	10	625
OPAP (CR)	1	10	128
OTE (CR)	0	0	92
PIRAEUS FINANCIAL HOLD (CR)	0	0	5
PPC (CR)	1	4	549
Total Derivatives Traded	2,898	38,691	329,570

Section 2: Analytic Figures of Shares Transactions

Friday, 13 May, 2022

Number of Outstanding Securities	Nominal Value	Dividends [1]			Date of Last Coupon		Note	Shares	Closing price	% change	Previous closing price/date	Open price	Price min	Price max	Last price	Avg price	Last Bid [7]	Last Ask [7]	P/E after tax	Year	Volume	Trades	Transactions Value[8]	Company Mkt Value (thou. €)	Year low	Year high	Sector [4]		
		2019	2020	2021	Dividend [2]	Right																							
57,434,884	1.31	---	---	---	05/06/2008	12/06/2009	---	REDS S.A. (CR)	1.955	-0.26 E	1.96	12/05/2022	2.01	1.915	2.01	1.955	1.964	331@1.95	350@1.99	---	---	8,643	29	16,975.88	112,285.20	1.78	2.38	35101010	
150,727,570	0.500	---	0.01	---	27/05/2021	10/06/2020	---	TRASTOR REAL EST. INV. CO.(CR)	1.21	---	1.21	12/05/2022	---	---	---	---	6000@1.21	836@1.23	---	---	---	---	---	---	182,380.36	0.875	1.24	35102000	
15,300,000	0.300	---	---	---	30/07/2009	13/12/1999	---	ATTICA PUBLICATIONS SA (CR)	0.39	---	0.39	12/05/2022	0.39	0.39	0.39	0.39	0.39	1600@0.352	100@0.428	---	---	2,400	2	936.00	5,967.00	0.39	0.474	40301030	
15,000,000	0.300	---	---	---	06/07/2007	18/07/2000	---	DAIOS PLASTICS SA (CR)	3.24	---	3.24	12/05/2022	---	---	---	---	90@3.08	200@3.48	---	---	---	---	---	---	48,600.00	3.04	3.34	50203015	
2,760,000	11.83	9.4	9.4	---	05/07/2021	16/07/1990	---	KARELIA (CR)	278	0.72 P	276	12/05/2022	280	276	280	278	276.414	21@274.00	5@276.00	---	---	29	11	8,016.00	767,280.00	270	296	45103010	
6,700,000	0.800	0.191	0.179	---	22/12/2021	29/05/2014	---	MILLS KEPENOS (CR)	2.9	---	2.9	12/05/2022	2.9	2.7	2.9	2.7	2.716	300@2.64	227@2.70	29.31	2021	25	3	67.90	19,430.00	2.3	3.26	45102020	
21,364,000	1.12	---	---	---	29/07/2019	10/08/2005	---	LAMPASA HOTEL SA (CR)	21	0.96 P	20.8	12/05/2022	21	21	21	21	21	---	900@21.00	---	---	100	1	2,100.00	448,644.00	19	22	40501025	
8,321,682	0.670	---	---	---	17/08/2007	23/11/1999	---	N. LEVENTERIS (CR)	0.3	---	0.3	12/05/2022	---	---	---	---	---	---	420@0.290	---	2021	---	---	---	3,101.45	0.26	0.4	50202010	
2,160,524	0.670	---	---	---	03/12/2018	23/11/1999	---	N. LEVENTERIS (PR)	0.28	---	0.28	12/05/2022	---	---	---	---	---	---	---	---	2021	---	---	---	3,101.45	0.26	0.348	50202010	
27,379,200	1.43	0.3654	---	---	03/07/2020	29/07/2021	---	CRETE PLASTICS SA (CR)	15.6	---	15.6	12/05/2022	---	---	---	---	15.5	82@15.20	250@16.00	---	---	17,000	4	263,500.00	427,115.52	15.3	19.9	50203015	
255,494,534	2.71	0.613	0.352	0.11	14/12/2021	30/09/2021	---	PRODEA (CR)	8.7	---	8.7	12/05/2022	8.35	8.35	8.35	8.35	8.35	1@8.35	121@8.50	---	---	11	1	91.85	2,222,802.45	7.5	9.45	35102000	
4,181,450	0.500	---	---	---	21/08/2000	05/03/2002	---	FLOUR MILLS SARANTOPOULOS SA	1.19	---	1.19	12/05/2022	---	---	---	---	---	---	---	---	---	---	---	---	---	4,975.93	1.19	1.69	45102020

Exchange Traded Funds (ETFs)

882,175	---	---	---	---	15/06/2016	---	---	ALPHA ETF FTSE Athex Large Cap	21	2.94 P	20.4	12/05/2022	20.1	20.1	21	21	20.135	2@20.00	24@21.00	---	---	26	2	523.50	---	19.15	23.98	12003
---------	-----	-----	-----	-----	------------	-----	-----	--------------------------------	----	---------------	------	------------	------	------	----	----	--------	---------	----------	-----	-----	----	---	--------	-----	-------	-------	-------

Surveillance

356,314,416	0.060	---	---	---	07/07/2010	21/09/2017	5160	FRIGOGLASS SA (CR)	0.0875	2.34 P	0.0855	12/05/2022	0.09	0.087	0.09	0.0875	0.0891	16000@0.087	69564@0.088	---	---	970,850	67	86,615.64	31,177.51	0.0845	0.192	50204000	
51,081,030	1.00	---	---	---	20/08/2007	03/09/2007	4912	LAVIPHARM SA (CR)	0.4	-2.44 E	0.41	12/05/2022	0.406	0.4	0.42	0.4	0.403	3000@0.394	2890@0.420	---	---	17,950	22	7,238.90	20,432.41	0.36	0.74	20103015	
65,326,268	0.530	---	---	---	04/07/2007	19/07/2006	4750	SATO SA (CR)	0.029	---	0.029	12/05/2022	---	---	---	---	---	7000@0.024	3356@0.034	---	---	---	---	---	1,894.46	0.0235	0.08	40202015	
13,191,620	0.620	---	---	---	04/08/2010	09/09/2002	5232	YALCO - CONSTANTINOU (CR)	0.26	8.33 P	0.24	12/05/2022	0.26	0.26	0.26	0.26	0.26	1000@0.208	2603@0.260	---	---	2,500	3	650.00	3,429.82	0.1	0.33	40202020	
13,000,000	1.00	---	---	---	01/08/2007	07/04/2000	5093	AKRITAS SA (CR)	0.5	---	0.5	12/05/2022	0.452	0.4	0.5	0.5	0.44	1550@0.400	824@0.500	---	---	2,534	15	1,113.81	6,500.00	0.4	0.67	50101035	
221,519,681	0.300	---	---	---	02/07/2008	28/02/2011	4957	ANEK LINES SA (CR)	0.0735	11.36 P	0.066	12/05/2022	0.066	0.066	0.0735	0.0735	0.068	3000@0.067	7029@0.074	---	---	12,728	13	870.05	16,624.90	0.06	0.0985	40501015	
312,163	0.300	---	---	---	02/07/2008	28/02/2011	4959	ANEK LINES SA (PR, issue '90)	0.072	---	0.072	12/05/2022	---	---	---	---	---	1000@0.086	---	---	---	---	---	---	---	16,624.90	0.06	0.08	40501015
2,969,713	0.300	---	---	---	02/07/2008	28/02/2011	4958	ANEK LINES SA (PR, issue '96)	0.108	---	0.108	12/05/2022	0.102	0.102	0.108	0.108	0.102	1000@0.102	---	---	---	---	821	6	83.93	16,624.90	0.0865	0.108	40501015
6,330,002	0.300	---	---	---	25/06/2002	15/03/2019	5162	VARVARESSOS (CR)	0.288	---	0.288	12/05/2022	0.232	0.232	0.232	0.232	0.23	---	600@0.344	---	2021	2	2	0.46	1,823.04	0.232	0.464	55101020	
17,579,754	4.16	---	---	---	18/08/2006	02/08/2010	---	BIOTER SA (CR)	0.37	-11.91 E	0.42	12/05/2022	0.366	0.366	0.372	0.37	0.37	4000@0.368	700@0.372	---	---	26,686	22	9,862.22	6,504.51	0.35	0.59	50101010	
4,968,600	2.88	---	---	---	01/07/1998	14/12/1998	5245	VIS SA (CR)	0.8	---	0.8	12/05/2022	---	---	---	---	---	100000@0.800	500@0.960	---	2021	---	---	---	3,974.88	0.8	1.05	50203030	
3,961,300	1.28	---	---	---	29/06/2004	03/08/2000	5248	DUROS SA (CR)	0.252	---	0.252	12/05/2022	---	---	---	---	---	2000@0.220	1000@0.276	---	2021	---	---	---	998.25	0.22	0.398	40204020	
51,754,364	0.300	---	---	---	23/12/2003	24/01/2007	5197	SELECTED TEXT. IND. ASSOC (CR)	0.19	14.46 P	0.166	12/05/2022	0.166	0.152	0.19	0.19	0.189	5000@0.180	1000@0.190	---	---	5,105	10	966.03	9,833.33	0.152	0.282	55101020	
152,261,721	0.300	---	---	---	30/05/2013	14/11/2007	5246	INTRALOT (CR)	0.486	10.45 P	0.44	12/05/2022	0.47	0.47	0.486	0.486	0.478	31000@0.484	16519@0.490	---	---	302,882	108	144,913.13	73,999.20	0.438	0.755	40501020	
7,125,216	0.650	---	---	---	01/07/2005	14/12/1999	4955	KRE.KA SA (CR)	0.15	---	0.15	12/05/2022	0.12	0.12	0.12	0.12	0.12	---	3290@0.120	---	2021	40	1	4.80	1,068.78	0.12	0.194	45102010	
15,842,391	1.51	---	---	---	15/07/2009	12/05/2000	5141	BITROS HOLDING SA (CR)	0.515	---	0.515	12/05/2022	---	---	---	---	---	200@0.448	2670@0.505	---	---	---	---	---	8,158.83	0.46	0.75	55102010	
24,319,250	0.300	---	---	---	09/07/2002	04/07/2007	5165	PROODEFTIKH SA (CR)	0.4	---	0.4	12/05/2022	---	---	---	---	---	300@0.320	2550@0.400	---	---	---	---	---	9,727.70	0.29	0.468	50101010	
28,438,268	0.300	---	---	---	21/08/2006	24/11/1999	5253	SPIROY AGRICULTURE SA (CR)	0.21	---	0.21	12/05/2022	---	---	---	---	---	---	420@0.200	---	---	---	---	---	5,972.04	0.179	0.256	45102010	
766,000	1.00	---	---	---	01/07/2004	11/12/2012	5193	TRIA ALFA SA (CR)	9.7	---	9.7	12/05/2022	---	---	---	---	---	---	25@7.80	75.44	2021	---	---	---	8,390.60	8.8	9.9	55101020	
245,000	1.00	---	---	---	19/07/2010	11/12/2012	5194	TRIA ALFA SA (PR)	3.92	19.51 P	3.28	12/05/2022	3.92	3.92	3.92	3.92	3.92	1475@3.92	---	---	30.49	2021	449	4	1,760.08	8,390.60	2.5	4.32	55101020

Suspension Status

5,867,311	0.300	---	---	---	11/08/2010	28/04/2017	5243	DIONIC (CR)	0.11	---	0.11	30/06/2020	---	---	---	---	---	---	---	---	---	---	---	---	---	645.40	0.11	0.11	50205010
-----------	-------	-----	-----	-----	------------	------------	------	-------------	------	-----	------	------------	-----	-----	-----	-----	-----	-----	-----	-----	-----	-----	-----	-----	-----	--------	------	------	----------

Number of Outstanding Securities	Nominal Value	Dividends [1]			Date of Last Coupon		Note	Shares	Closing price	% change	Previous closing price/date	Open price	Price min	Price max	Last price	Avg price	Last Bid [7]	Last Ask [7]	P/E after tax	Year	Volume	Trades	Transactions Value[8]	Company Mkt Value (thou. €)	Year low	Year high	Sector[4]
		2019	2020	2021	Dividend [2]	Right																					
66,948,210	0.300	---	---	---	22/09/2015	22/09/2015	5179	FOLLI FOLLIE (CR)	4.8	---	4.8	24/05/2018	---	---	---	---	---	---	---	---	---	---	---	321,351.41	4.8	4.8	40401030
12,417,000	0.310	---	---	---	27/08/2019	28/08/2017	5233	MLS MULTIMEDIA SA (CR)	0.57	---	0.57	12/05/2020	---	---	---	---	---	---	---	---	---	---	---	7,077.69	0.57	0.57	10101015
33,301,715	0.320	---	---	---	27/06/2003	08/07/2009	5241	AEGEK (CR)	0.035	---	0.035	25/06/2020	---	---	---	---	---	---	---	---	---	---	---	1,165.56	0.035	0.035	50101010
4,737,503	0.320	---	---	---	22/06/2005	22/09/2015	5115	VARANGIS AVEPE S.A. (CR)	0.11	---	0.11	02/03/2022	---	---	---	---	---	---	---	---	---	---	---	521.13	0.11	0.11	40202015
77,126,446	0.340	---	---	---	23/05/2005	18/08/2011	5206	G.E. DIMITRIOU (CR)	0.0125	---	0.0125	30/04/2019	---	---	---	---	---	---	---	---	---	---	---	964.08	0.0125	0.0125	40202020
7,085,888	1.59	---	---	---	02/07/1996	06/09/2010	5216	ELVIEMEK (CR)	2.6	---	2.6	30/09/2019	---	---	---	---	---	---	---	---	---	---	---	18,423.31	2.6	2.6	35101010
25,179,640	0.600	---	---	---	08/08/1994	19/09/2000	5191	J.BOUTARIS & SON (CR)	0.026	---	0.026	01/10/2018	---	---	---	---	---	---	---	---	---	---	---	742.45	0.026	0.026	45101015
1,540,000	0.600	---	---	---	08/08/1994	19/09/2000	5192	J.BOUTARIS & SON (PR)	0.057	---	0.057	01/10/2018	---	---	---	---	---	---	---	---	---	---	---	742.45	0.057	0.057	45101015
7,734,375	1.00	---	---	---	09/07/2007	07/01/2011	5266	LIVANIS SA (CR)	0.185	---	0.185	03/05/2022	---	---	---	---	---	5419@0.148	---	---	---	---	---	1,430.86	0.136	0.2	40301030

Shares' Notes

Code	Note text
()	- Adjusted dividends.
*	- Last adjusted closing price.
[1]	- Net dividends.
[2]	- The "Date of Last Coupon" for New listings refers to the date company's stocks started to trade in Athex
[3]	- The Company Market Value is referred to the number of outstanding shares
[4]	- Sectors codification can be found in Appendix A
[5]	- The Market Value refers to the total number of shares listed (including their several classes) in the exchange by the company.
[6]	- P/E greater than 100
[7]	- Last view of the Order Book before the end of the trading session
[8]	- All Blocks Methods' Transactions Value are included.
4750	- Transfer to the Under Surveillance Category from 8/4/2011.
4912	- Transfer to the Surveillance Category as of 31/7/2012.
4955	- Transfer to the Surveillance Category as from 5/4/2013.
4957	- Transfer to the Surveillance Category as from 5/4/2013.
4958	- Transfer to the Surveillance Category as from 5/4/2013.
4959	- Transfer to the Surveillance Category as from 5/4/2013.
5093	- Transfer to the Surveillance Category as of 8/4/2015.
5115	- Transfer to the Surveillance Category as of 15/04/2016.
5141	- Transfer to the Surveillance Category as of 10/05/2017.
5160	- Transfer to the Surveillance Category as of 15/04/2016.
5162	- Transfer to the Under Supervision Category as of 21/12/2009.
5165	- Transfer to the Surveillance Category as of 15/02/2018.
5179	- Suspension of trading as of 25/05/2018.
5191	- Suspension of trading as of 02/10/2018.
5192	- Suspension of trading as of 02/10/2018.
5193	- Transfer to the Surveillance Category as of 25/10/2018.
5194	- Transfer to the Surveillance Category as of 25/10/2018.
5197	- Transfer to the Surveillance Category as of 07/11/2018.
5206	- Suspension of trading as of 02/05/2019.
5216	- Suspension of trading as of 01/10/2019.
5232	- Transfer to the Under Surveillance Category from 08/04/2011.
5233	- Suspension of trading as of 13/05/2020.
5241	- Suspension of trading as of 26/06/2020.
5243	- Suspension of trading as of 01/07/2020.
5245	- Transfer to the Surveillance Category as of 09/07/2020.
5246	- Transfer to the Surveillance Category as of 09/07/2020.
5248	- Transfer to the Surveillance Category as of 06/09/20116.
5253	- Transfer to the Surveillance Category as of 14/5/2021.
5266	- Suspension of trading as of 04/05/2022.

Securities Blocks Details

Securities	Block Volume	Price	Block Trade Value	Time of approval	Note
NATIONAL BANK (CR)	250,000	3.43	856,250.00	11:35:53	20
ALPHA SERVICES HOLD (CR)	2,000,000	0.920	1,840,800.00	12:29:25	20
NATIONAL BANK (CR)	100,000	3.35	334,500.00	15:02:42	20
ALPHA SERVICES HOLD (CR)	1,500,000	0.919	1,378,800.00	15:03:14	20
CRETE PLASTICS SA (CR)	11,000	15.50	170,500.00	15:20:23	20
CRETE PLASTICS SA (CR)	2,000	15.50	31,000.00	15:25:43	20
CRETE PLASTICS SA (CR)	2,000	15.50	31,000.00	15:26:16	20
CRETE PLASTICS SA (CR)	2,000	15.50	31,000.00	15:26:49	20
GR. SARANTIS S.A. (CR)	25,000	6.62	165,500.00	15:58:35	20
GR. SARANTIS S.A. (CR)	14,590	6.60	96,294.00	16:26:34	20

Blocks Notes

9 - Method 6-1 / Special Fees

10 - Method 6-1 / Special Fees, SDS

14 - Method 6-3 / Settlement, Incomplete Buy and Sell

18 - Method 6-2 / SPOT 1

19 - Method 6-2 / SPOT 2

20 - Method 6-1 and Method 6-1 Same Day Settlement

21 - Other Pre-agreed

Shares Rights Details

Occured date	Exercise from	Exercise until	Trading until	Rights	Price min	Price max	Closing price	Last Bid	Last Ask	Volume	Trades	Transactions Value
--------------	---------------	----------------	---------------	--------	-----------	-----------	---------------	----------	----------	--------	--------	--------------------

No Rights Transactions.

Forced Sales Details

Securities	Category of Security	Transactions Volume	Number of Trades	Transactions Value	Note
------------	----------------------	------------------------	---------------------	-----------------------	------

No Forced Transactions.

Forced Sales Notes

- 1 - Compulsory Public Forced Sales
- 2 - Forced Sales of Fixed Registered Shares
- 3 - Forced Sales of Remaining Fractional Shares

Exchange Traded Funds (ETFs) Characteristics

	Transactions Date (T)	Creation / Redemption	Units (T-1)	New Units (T-1)	Redemption Units (T-1)	Units (T) [1]	Fund Assets [2]	Net Unit Price	Dividend per Unit	Dividend Date
ALPHA ETF FTSE Athex Large Cap	13/05/2022	5,000	882,175	---	---	882,175	18,082,920.00	20.4981	0.71	01/07/2021

ETFs Notes

[1] - Units (T) = Units (T-1) + New Units (T-1) - Redemption Units (T-1)

[2] - The Creation / Redemption Units of T-1 are included.

Non Convertible Corporate Bonds - Regulated Market

Num Listed Bonds	Nominal price	Issue price	Today's Rate	Exp. Date	Duration (years)	Note	Coupon		Trading Unit	Corporate Bonds	Accrued Int.	Yield.T.Mat	Price min	Price max	Closing price	Previous closing price/date	Volume	Transactions Value	Last order		ear min	Year max		
							Common	Preferred											Price	Buy / Sell			Date	
300,000	1,000.00	1,000.00	2.30	14/12/2028	7	---	1	---	1	GEK TERNA S.A. (Non Convertible)	9.8389	4.3720	88.0500	90.0751	89.0625	88.1000	12/05/2022	16,000	14,407.43	88.5000	B	13/05/2022	88.0573	100.0000
320,000	1,000.00	1,000.00	3.40	21/07/2027	7	---	4	---	1	LAMDA DEVELOPMENT S.A. (Non Convertible)	10.9556	3.4320	98.9000	99.0000	98.9003	98.8000	12/05/2022	261,000	261,047.32	98.9000	B	13/05/2022	93.0000	102.0000
200,000	1,000.00	1,000.00	2.10	27/10/2027	7	---	4	---	1	O.P.A.P. S.A. (Non Convertible)	1.1667	3.0940	94.5000	95.0577	94.8195	95.7500	12/05/2022	17,000	16,139.14	94.3000	B	13/05/2022	94.5000	101.7500
200,000	1,000.00	1,000.00	1.90	23/03/2028	7	---	3	---	1	MOTOR OIL CORINTH REFINERIES SA (Non Convertible)	2.9028	3.1260	92.8000	93.8000	93.5084	93.6200	12/05/2022	51,000	47,837.31	93.0010	B	13/05/2022	93.3299	99.2000
100,000	1,000.00	1,000.00	2.70	25/05/2026	5	---	2	---	1	COSTAMARE PARTICIPATIONS PLC (Non Convertible)	12.9750	3.3710	96.7719	97.5000	97.2665	97.3000	12/05/2022	37,000	36,468.67	96.9000	B	13/05/2022	95.3065	102.0000
300,000	1,000.00	1,000.00	2.30	20/07/2028	7	---	2	---	1	PRODEA REIC S.A.(Non Convertible)	7.4750	4.6280	88.2500	88.9000	88.2500	88.2810	12/05/2022	126,000	112,251.25	88.2500	B	13/05/2022	88.2500	98.1000
150,000	1,000.00	1,000.00	2.65	22/10/2026	5	---	2	---	1	CPLP SHIPPING HOLDINGS PLC (Non Convertible)	1.5458	3.9770	94.7000	94.7000	94.7000	95.0390	12/05/2022	8,000	7,588.37	94.5000	B	13/05/2022	94.2138	100.0000
500,000	1,000.00	1,000.00	2.75	03/07/2027	7	---	4	---	1	GEK TERNA S.A. (Non Convertible)	10.2361	4.1090	92.1000	93.6000	93.2500	92.2720	12/05/2022	125,000	117,102.65	93.0000	B	13/05/2022	90.5000	99.0000
120,000	1,000.00	1,000.00	2.65	06/12/2028	7	---	1	---	1	NOVAL PROPERTY REIC (Non Convertible)	11.9250	3.9000	92.5009	93.5000	93.1465	91.0630	12/05/2022	55,000	51,886.43	92.7000	B	13/05/2022	91.0634	100.0000
175,000	1,000.00	1,000.00	3.40	26/07/2024	5	---	6	---	1	ATTICA HOLDINGS S.A. (Non Convertible)	10.4833	4.5670	96.4102	97.5800	96.7370	96.4100	12/05/2022	79,000	77,250.40	96.4303	B	13/05/2022	94.5217	99.4500
100,000	1,000.00	1,000.00	2.95	11/02/2027	5	---	1	---	1	SAFE BULKERS PARTICIPATIONS PLC (Non Convertible)	7.7847	4.4700	93.7500	95.0000	93.8393	94.0110	10/05/2022	80,000	75,780.30	93.5000	B	13/05/2022	92.4344	100.0000
200,000	1,000.00	1,000.00	3.60	12/03/2026	7	---	7	---	1	AEGEAN AIRLINES S.A. (Non Convertible)	6.4000	4.0050	97.0000	97.4900	97.0791	97.0080	12/05/2022	111,000	108,468.19	96.5200	B	13/05/2022	95.8165	101.3000
150,000	1,000.00	1,000.00	2.60	22/10/2026	7	---	6	---	1	TERNA ENERGY FINANCE S.A. (Non Convertible)	1.5167	3.3900	96.0000	96.0500	96.0168	96.0000	12/05/2022	155,000	149,061.18	95.5000	B	13/05/2022	92.9810	99.9900
100,000	1,000.00	1,000.00	2.80	25/01/2027	5	---	1	---	1	PREMIA S.A. (Non Convertible)	8.7111	4.3420	---	---	---	93.7580	12/05/2022	---	---	93.5000	B	13/05/2022	92.2001	99.5000
120,000	1,000.00	1,000.00	3.95	04/04/2025	7	---	9	---	1	GEK TERNA S.A. (Non Convertible)	4.7181	3.3910	99.8500	100.7000	100.0025	99.9650	12/05/2022	61,000	61,289.30	99.8500	B	13/05/2022	99.3357	103.2000
90,000	1,000.00	1,000.00	3.00	11/05/2023	5	---	9	---	1	CORAL A.E. (Non Convertible)	0.5000	1.8390	100.8500	101.0000	100.9278	100.8350	12/05/2022	49,000	49,479.10	100.8500	B	13/05/2022	99.3750	102.0000
20,148	1,000.00	1,000.00	4.95	26/06/2023	5	---	8	---	1	B&F COMM. & GARM. INDUS. S.A. (Non Convertible)	19.3875	3.7590	---	---	---	100.5000	12/05/2022	---	---	98.0001	B	13/05/2022	99.0000	101.0000
250,000	1,000.00	1,000.00	2.45	16/11/2028	7	---	1	---	1	ELVALHALCOR S.A. (Non Convertible)	---	3.4840	93.9500	95.0000	94.2192	93.0350	12/05/2022	27,000	25,441.03	92.8200	S	13/05/2022	90.5001	100.2900

Corporate Bonds Notes

Transactions Volume = (Pieces) * (Nominal Price). Transactions Value = (Pieces) * (Nominal Price) * (price %) + (Accrued interest).

The price of a Bond is stated as a percentage (%) of Bond's Nominal Price.

Nominal Price in Euros (€), except if it is noted differently.

Government Bonds

Number Listed Bonds	Nominal price	Today's Rate	Accrued Interest Calc	Exp. Date [1]	Duration (years)	Note	Coupons Date	Curr. coupon value	Trading Unit	Government Bonds	Price min	Price max	Closing price	Previous closing price/date	Volume	Transactions Value	Price	Last order Buy / Sell	Date
3,000,000	1,000.00	4.38	Actual/Actual	01/08/2022	5	---	01/08	4.38	1	GGB-FXD-010822-05Y-4.375-1.000	---	---	---	---	---	---	1.0000	B	28/11/2018
4,500,000	1,000.00	1.88	Actual/Actual	04/02/2035	15	---	04/02	1.88	1	GGB-FXD-040235-15Y-1.875-1.000	---	---	---	---	---	---	---	---	---
2,500,000	1,000.00	3.45	Actual/Actual	02/04/2024	5	---	02/04	3.45	1	GGB-FXD-020424-05Y-3.450-1.000	---	---	---	---	---	---	---	---	---
6,000,000	1,000.00	0.75	Actual/Actual	18/06/2031	10	---	18/06	0.75	1	GGB-FXD-180631-10Y-0.750-1.000	---	---	---	---	---	---	---	---	---
4,355,990,324	1.00	3.50	Actual/Actual	30/01/2023	5	---	01/02 - 31/01	3.50	1	GGB-FXD-300123-05Y-3.500-1.000	---	---	---	94.5720 13/07/2018	---	---	1.0000	B	28/11/2018
5,962,747,327	1.00	3.75	Actual/Actual	30/01/2028	10	---	/02 - 01/02 - 31/	3.75	1	GGB-FXD-300128-10Y-3.750-1.000	---	---	---	85.4610 13/07/2018	---	---	1.0000	B	28/11/2018
6,567,309,386	1.00	3.90	Actual/Actual	30/01/2033	15	---	/02 - 01/02 - 31/	3.90	1	GGB-FXD-300133-15Y-3.900-1.000	---	---	---	78.6730 13/07/2018	---	---	1.0000	B	28/11/2018
5,222,848,349	1.00	4.00	Actual/Actual	30/01/2037	19	---	/02 - 01/02 - 31/	4.00	1	GGB-FXD-300137-19Y-4.000-1.000	---	---	---	77.0370 13/07/2018	---	---	1.0000	B	28/11/2018
5,126,770,669	1.00	4.20	Actual/Actual	30/01/2042	24	---	/02 - 01/02 - 31/	4.20	1	GGB-FXD-300142-24Y-4.200-1.000	---	---	---	77.7640 13/07/2018	---	---	1.0000	B	28/11/2018
119,550,565	1.00	4.30	Actual/Actual	24/02/2023	11	---	24/02	4.30	1	GGB-FXD-240223-11Y-2.000-1.000	---	---	---	10.0000 22/06/2015	---	---	10.0000	B	11/07/2019
48,794,718	1.00	4.30	Actual/Actual	24/02/2024	12	---	24/02	4.30	1	GGB-FXD-240224-12Y-2.000-1.000	---	---	---	10.0000 22/06/2015	---	---	---	---	---
40,248,141	1.00	4.30	Actual/Actual	24/02/2025	13	---	24/02	4.30	1	GGB-FXD-240225-13Y-2.000-1.000	---	---	---	10.0000 22/06/2015	---	---	---	---	---
59,586,043	1.00	4.30	Actual/Actual	24/02/2026	14	---	24/02	4.30	1	GGB-FXD-240226-14Y-2.000-1.000	---	---	---	10.0000 22/06/2015	---	---	---	---	---
41,118,344	1.00	4.30	Actual/Actual	24/02/2027	15	---	24/02	4.30	1	GGB-FXD-240227-15Y-2.000-1.000	---	---	---	10.0000 22/06/2015	---	---	---	---	---
45,137,734	1.00	4.30	Actual/Actual	24/02/2028	16	---	24/02	4.30	1	GGB-FXD-240228-16Y-2.000-1.000	---	---	---	10.0000 22/06/2015	---	---	---	---	---
61,768,888	1.00	4.30	Actual/Actual	24/02/2029	17	---	24/02	4.30	1	GGB-FXD-240229-17Y-2.000-1.000	---	---	---	10.0000 22/06/2015	---	---	---	---	---
54,567,744	1.00	4.30	Actual/Actual	24/02/2030	18	---	24/02	4.30	1	GGB-FXD-240230-18Y-2.000-1.000	---	---	---	10.0000 22/06/2015	---	---	---	---	---
37,541,515	1.00	4.30	Actual/Actual	24/02/2031	19	---	24/02	4.30	1	GGB-FXD-240231-19Y-2.000-1.000	---	---	---	10.0000 22/06/2015	---	---	---	---	---
37,558,317	1.00	4.30	Actual/Actual	24/02/2032	20	---	24/02	4.30	1	GGB-FXD-240232-20Y-2.000-1.000	---	---	---	10.0000 22/06/2015	---	---	---	---	---
37,473,732	1.00	4.30	Actual/Actual	24/02/2033	21	---	24/02	4.30	1	GGB-FXD-240233-21Y-2.000-1.000	---	---	---	10.0000 22/06/2015	---	---	---	---	---
33,888,293	1.00	4.30	Actual/Actual	24/02/2034	22	---	24/02	4.30	1	GGB-FXD-240234-22Y-2.000-1.000	---	---	---	10.0000 22/06/2015	---	---	---	---	---
35,177,800	1.00	4.30	Actual/Actual	24/02/2035	23	---	24/02	4.30	1	GGB-FXD-240235-23Y-2.000-1.000	---	---	---	10.0000 22/06/2015	---	---	---	---	---
35,547,268	1.00	4.30	Actual/Actual	24/02/2036	24	---	24/02	4.30	1	GGB-FXD-240236-24Y-2.000-1.000	---	---	---	10.0000 22/06/2015	---	---	---	---	---
40,246,306	1.00	4.30	Actual/Actual	24/02/2037	25	---	24/02	4.30	1	GGB-FXD-240237-25Y-2.000-1.000	---	---	---	10.0000 22/06/2015	---	---	---	---	---
37,643,952	1.00	4.30	Actual/Actual	24/02/2038	26	---	24/02	4.30	1	GGB-FXD-240238-26Y-2.000-1.000	---	---	---	10.0000 22/06/2015	---	---	---	---	---
36,977,100	1.00	4.30	Actual/Actual	24/02/2039	27	---	24/02	4.30	1	GGB-FXD-240239-27Y-2.000-1.000	---	---	---	10.0000 22/06/2015	---	---	---	---	---
41,615,000	1.00	4.30	Actual/Actual	24/02/2040	28	---	24/02	4.30	1	GGB-FXD-240240-28Y-2.000-1.000	---	---	---	10.0000 22/06/2015	---	---	---	---	---
42,227,208	1.00	4.30	Actual/Actual	24/02/2041	29	---	24/02	4.30	1	GGB-FXD-240241-29Y-2.000-1.000	---	---	---	10.0000 22/06/2015	---	---	---	---	---
68,288,487	1.00	4.30	Actual/Actual	24/02/2042	30	---	24/02	4.30	1	GGB-FXD-240242-30Y-2.000-1.000	---	---	---	10.0000 22/06/2015	---	---	---	---	---
4,000,000	1,000.00	3.88	Actual/Actual	12/03/2029	10	---	12/03	3.88	1	GGB-FXD-120329-10Y-3.875-1.000	---	---	---	---	---	---	100.0000	B	15/10/2019
4,500,000	1,000.00	0.00	Actual/Actual	12/02/2026	5	---	12/02	0.00	1	GGB-FXD-120226-05Y-0.000-1.000	---	---	---	---	---	---	---	---	---
3,000,000	1,000.00	3.38	Actual/Actual	15/02/2025	7	---	15/02	3.38	1	GGB-FXD-150225-07Y-3.375-1.000	---	---	---	---	---	---	---	---	---
250,250	1,000.00	2.90	Actual/Actual	20/03/2023	4	---	20/03	2.90	1	GGB-FXD-200323-04Y-2.900-1.000	---	---	---	---	---	---	---	---	---
964,000	1,000.00	3.25	Actual/Actual	20/03/2025	6	---	20/03	3.25	1	GGB-FXD-200325-06Y-3.250-1.000	---	---	---	---	---	---	---	---	---

Government Bonds Notes

Transactions Volume = (Pieces) * (Nominal Price). Transactions Value = (Pieces) * (Nominal Price) * (price %) + (Accrued interest).

The Value of current coupon for the issues with NV 0.01 euro refers to NV 100 euros

FLR: Floating Interest Rate.

[1] - The Expiration Date of the interest bearing period and the Date for coupon payment.

Government Bonds

Number Listed Bonds	Nominal price	Today's Rate	Accrued Interest Calc	Exp. Date [1]	Duration (years)	Note	Coupons Date	Curr. coupon value	Trading Unit	Government Bonds	Price min	Price max	Closing price	Previous closing price/date	Volume	Transactions Value	Price	Last order Buy / Sell	Date
2,100,000	1,000.00	3.55	Actual/Actual	20/03/2026	7	---	20/03	3.55	1	GGB-FXD-200326-07Y-3.550-1.000	---	---	---	---	---	---	---	---	---
40,000	1,000.00	0.22	FLR Actual/360	16/09/2022	1	---	16/03 - 16/09	---	1	GGB-FLT-160922-01Y-0.108-1.000	---	---	---	---	---	---	---	---	---
5,500,000	1,000.00	1.50	Actual/Actual	18/06/2030	10	---	18/06	1.50	1	GGB-FXD-180630-10Y-1.500-1.000	---	---	---	---	---	---	---	---	---
5,364,250	1,000.00	3.25	Actual/Actual	20/03/2050	30	---	20/03	3.25	1	GGB-FXD-200350-30Y-3.250-1.000	---	---	---	---	---	---	---	---	---
3,924,361	1,000.00	2.00	Actual/Actual	22/04/2027	7	---	22/04	2.00	1	GGB-FXD-220427-07Y-2.000-1.000	---	---	---	---	---	---	99.9000	B	22/04/2020
2,500,000	1,000.00	1.88	Actual/Actual	23/07/2026	7	---	23/07	1.88	1	GGB-FXD-230726-07Y-1.875-1.000	---	---	---	---	---	---	---	---	---
3,500,000	1,000.00	1.88	Actual/Actual	24/01/2052	30	---	24/01	1.88	1	GGB-FXD-240152-30Y-1.875-1.000	---	---	---	---	---	---	---	---	---
3,000,000	1,000.00	1.75	Actual/Actual	18/06/2032	10	---	18/06	1.75	1	GGB-FXD-180632-10Y-1.750-1.000	---	---	---	---	---	---	---	---	---

Government Bonds Notes

Transactions Volume = (Pieces) * (Nominal Price). Transactions Value = (Pieces) * (Nominal Price) * (price %) + (Accrued interest).

The Value of current coupon for the issues with NV 0.01 euro refers to NV 100 euros

FLR: Floating Interest Rate.

[1] - The Expiration Date of the interest bearing period and the Date for coupon payment.

Treasury Bills & Zero Coupon Government Bonds

Issue Date	13-Week Maturity									26-Week Maturity									52-Week Maturity								
	Exp. Date	Initial Rate	Num Listed Bonds	Nominal price	Issue price	Last Trade Price	Last Trade Date	Volume Traded	Note	Exp. Date	Initial Rate	Num Listed Bonds	Nominal price	Issue price	Last Trade Price	Last Trade Date	Volume Traded	Note	Exp. Date	Initial Rate	Num Listed Bonds	Nominal price	Issue price	Last Trade Price	Last Trade Date	Volume Traded	Note
11/06/2021	---	---	---	---	---	---	---	---	---	---	---	---	---	---	---	---	---	---	10/06/2022	-0.31	1,600,000	1,000.00	1,003.10	---	---	---	---
10/09/2021	---	---	---	---	---	---	---	---	---	---	---	---	---	---	---	---	---	---	09/09/2022	-0.31	1,000,000	1,000.00	1,003.14	---	---	---	---
10/12/2021	---	---	---	---	---	---	---	---	---	---	---	---	---	---	---	---	---	---	09/12/2022	-0.40	600,000	1,000.00	1,004.06	---	---	---	---
11/03/2022	---	---	---	---	---	---	---	---	---	---	---	---	---	---	---	---	---	---	10/03/2023	-0.23	1,000,000	1,000.00	1,002.30	---	---	---	---

Bonds in Circulation	Currency / Min nominal traded Value	Coupons Payment Date	Current Coupon Value	Note	Coupon	Trading Unit	Issue Date	Duration (years)	Today's Interest	A.I.C in days	Bonds	Last price of previous days		Last Outcry in Cash (euro)		Trades in Pieces	Life min	Life Max	
												Price	Buy / Sell	Price	Buy / Sell				
Corporate Bonds in Foreign Currency and Euro																			
103,746	GBP / 10	01/12	0.25	---	63	1	01/12/1930	98	2.5	360	National Mortgage Bank	2.27	05/02/1996	2.27	S	05/02/1996	---	2.27	2.27
0	GBP / 10	01/12	0.25	---	65	1	01/12/1928	100	2.5	360	National Mortgage Bank	---	---	---	---	---	---	---	---

Government Bonds Notes

A.I.C: Accrued Interest Calculation base.

FLR: Floating Interest Rate.

The minimum tradeable Nominal Value for all Demeterialised Government Titles is 100 Euros.

(μφρ-0)

Athex & ATHEXClear Members List

Member Name				Stock Market			Derivatives Market		ATHEXClear Member	
	Address	Phone	Fax	Market Member	Remote Member	Market Maker	Proprietary	Market Maker	General Clearing	Direct Clearing
A. SARRIS SECURITIES S.A.				a						
6, ΔΡΑΓΑΤΣΑΝΙΟΥ 6 ΑΘΗΝΑ	2103367700									
AEONIC SECURITIES C.I.F. P.L.C.				a	a					
, ΛΑΪΟΥ 6, ΓΡ. 301B, ANNA COURT	35725337600									
ALPHA BANK S.A.									a	
, ΣΤΑΔΙΟΥ 40 ΑΘΗΝΑ	2103260000									
ALPHA FINANCE INVESTMENT SERVICES SINGLE MEMBER SA				a		a	a	a		a
5, ΜΕΡΛΙΝ 5 ΑΘΗΝΑ	2103677400									
ARGUS STOCKBROKERS LTD				a	a		a			
25, 25 ΛΕΩΦΟΡΟΣ ΔΗΜΟΣΘΕΝΗ ΣΕΒΕΡΗ	0035722717000									
ATLANTIC SECURITIES LTD				a	a					
37, ΠΡΟΔΡΟΜΟΥ 37	0035722445400									
AXON SECURITIES S.A.				a			a			
48, ΣΤΑΔΙΟΥ 48 ΑΘΗΝΑ	2103363800									
BETA SECURITIES S.A.				a		a	a			a
29, Α.ΑΛΕΞΑΝΔΡΑΣ 29 ΑΘΗΝΑ	2106478930									
BNP PARIBAS SECURITIES SERVICES									a	
2, ΛΑΜΨΑΚΟΥ 2 ΑΘΗΝΑ	2107468500									
BOFA SECURITIES EUROPE SA				a	a					
, 112 AVENUE KL'BER 75116	+33 153655555									
CAPITAL SECURITIES S.A.				a			a			
58, ΜΗΤΡΟΠΟΛΕΩΣ 58 ΑΘΗΝΑ	2103369700									
CFS SECURITIES INVESTMENT SERVICES S.A.				a						
3, ΠΑΠΑΡΡΗΓΟΠΟΥΛΟΥ 3 ΑΘΗΝΑ	2103360800									
CITIGROUP GLOBAL MARKETS EUROPE AG				a	a					
16, REUTERWEG 16 FRANKFURT	+49 691366-0									
CITIGROUP GLOBAL MARKETS LIMITED				a						
1, 33 CANADA SQUARE - CANARY WHARF	+44 02079864000									
CREDIT SUISSE BANK (EUROPE), S.A.				a	a					
, CALLE AYALA 42, 3A PLANTA-B MADRID	+34917916000									
CREDIT SUISSE SECURITIES (EUROPE) LIMITED				a						
1, ONE CABOT SQUARE LONDON	+44 2078888888									
CYCLOS SECURITIES S.A.				a			a			
39, ΠΑΝΕΠΙΣΤΗΜΙΟΥ 39 ΑΘΗΝΑ	2103364300									
DEUTSCHE BANK S.A.					a					
1, GREAT WINCHESTER STREET LONDON	+44 20 754 54209	00441133361437								
EUROBANK EQUITIES INVESTMENT FIRM S.A				a		a	a	a		a
, ΦΙΛΕΛΗΝΩΝ 10 & ΞΕΝΟΦΩΝΤΟΣ 13 ΑΘΗΝΑ	2103720425									
EUROBANK S.A.									a	
, ΟΘΩΝΟΣ 8 ΑΘΗΝΑ	2103337000									
EUROCORP INVESTMENT SERVICES S.A.				a			a			a
14, ΠΛ.ΦΙΛΙΚΗΣ ΕΤΑΙΡΕΙΑΣ 14 ΑΘΗΝΑ	2107263600									
EUROTRUST INVESTMENT FIRM SA				a						
113, ΣΕΒΑΣΤΟΥΠΟΛΕΩΣ 113 ΑΘΗΝΑ	2103363100									
EUROXX SECURITIES S.A.				a		a	a	a		a
7, ΠΑΛΑΙΟΛΟΓΟΥ ΧΑΛΑΝΔΡΙ	(210)-6879400	(210)-6879401								
7, ΠΑΛΕΟΛΟΓΟΥ ΧΑΛΑΝΔΡΙ	+30 2106879400	210-6879401								
G. A. PERVANAS SECURITIES- INVESTMENT SERVICES S.A.				a						
7-9, ΣΟΦΟΚΛΕΟΥΣ 7-9 ΑΘΗΝΑ	2103727200									
GLOBAL CAPITAL SECURITIES & FINANCIAL SERVICES LTD				a	a					
50, ΛΑΡΧΙΕΠΙΣΚΟΠΟΥ ΜΑΚΑΡΙΟΥ Γ50	0035722710710									
HELLENIC AMERICAN SECURITIES S.A.				a		a	a			a
27, ΑΝΔΡΕΑ ΠΑΠΑΝΔΡΕΟΥ 27 ΜΑΡΟΥΣΙ	2103311100									
HELLENIC BANK (INVESTMENTS) LTD					a					
, ΑVE.ΚΥΡΙΑΚΟΥ ΜΑΤΣΙ 31 - ΡΟ BOX 24747 NICOSIA	+357 22500100	357 22500110								
HSBC CONTINENTAL EUROPE									a	
109-111, Α.ΜΕΣΟΓΕΙΩΝ 109-111	2106960000									
INDEX SECURITIES S.A.				a						
6, ΔΡΑΓΑΤΣΑΝΙΟΥ 6 ΑΘΗΝΑ	2103213920									
J. CHR. MAVRIKIS SECURITIES S.A.				a						
5, ΣΟΦΟΚΛΕΟΥΣ 5 ΑΘΗΝΑ	2103216730									
ΚΑΡΡΑ SECURITIES S.A.				a			a			
15, ΒΑΛΑΩΡΙΤΟΥ 15 ΑΘΗΝΑ	2103678600									

Athex & ATHEXClear Members List

Member Name				Stock Market			Derivatives Market		ATHEXClear Member	
	Address	Phone	Fax	Market Member	Remote Member	Market Maker	Proprietary	Market Maker	General Clearing	Direct Clearing
KARAMANOF SECURITIES & INVESTMENT SERVICES S.A.				a						
2, ΠΛΑΓ.ΘΕΟΔΩΡΩΝ 2 ATHINA	2103212947									
LAIKI FINANCIAL SERVICES LTD					a					
26, AVE. VYRONOS NICOSIA	357 22367367	357 22718567								
LEON DEPOLAS SECURITIES S.A.				a		a	a			
1, ΧΡΗΣΤΟΥ ΛΑΔΑ 1 ATHINA	2103213276 -28									
MEGA EQUITY SECURITIES & FINANCIAL SERVICES PUBLIC LTD				a	a		a			
42-44, ΛΕΩΦ.ΓΡΙΒΑ ΔΙΓΕΝΗ 42-44	0035722711711									
MERIT SECURITIES S.A				a		a	a			a
5, ΣΟΦΟΚΛΕΟΥΣ 5 ATHINA	2103671880									
MERRILL LYNCH INTERNATIONAL				a						
2, 2 KING EDWARD STREET LONDON	+44 20276281000									
N. CHRYSOCHOIDIS SECURITIES S.A.				a			a			a
7-9, ΣΟΦΟΚΛΕΟΥΣ 7-9 ATHINA	2103213913									
NATIONAL BANK OF GREECE S.A.				a			a		a	
86, ΑΙΟΛΟΥ STR. ATHINA	(210)-3341000	(210)-3228187								
68, ΑΚΑΔΙΜΙΑΣ STR. ATHINA	(210)-3328817	(210)-3328678								
NATIONAL SECURITIES SINGLE MEMBER SA				a		a	a	a		
66, ΛΕΩΦΟΡΟΣ ΑΘΗΝΩΝ 128-132 & ΙΦΙΓΕΝΙΑΣ ATHINA	2103328784									
NUNTIUS BROKERAGE AND INVESTMENT SERVICES S.A				a						
6, ΔΡΑΓΑΤΣΑΝΙΟΥ 6 ATHINA	2103350599									
ONE PLUS CAPITAL LIMITED				a	a					
, 75 PRODROMOU AVENUE NICOSIA 1307	35722873760									
OPTIMA BANK S.A.				a		a	a	a	a	
32, ΑΙΓΙΑΛΕΙΑΣ 32 & ΠΑΡΑΔΕΙΣΟΥ MAROUSI	2108173663									
PANTELAKIS SECURITIES S.A.				a		a	a	a		
57, ΕΘΝΙΚΗΣ ΑΝΤΙΣΤΑΣΕΩΣ 57, ΚΤΙΠΙΟ Β CHALANDRI	2106965000									
PEGASUS SECURITIES S.A				a			a			
17, ΒΑΛΑΩΡΙΤΟΥ 17 & ΑΜΕΡΙΚΗΣ ATHINA	2103670700									
PIRAEUS BANK S.A.				a			a		a	
, ΑΜΕΡΙΚΗΣ 4 ATHINA	2103335000									
PIRAEUS SECURITIES S. A.				a		a	a	a		a
10, ΣΤΑΔΙΟΥ 10 ATHINA	2103354100									
PROCHOICE SECURITIES LTD				a	a					
57, ΛΕΩΦ.ΣΠΥΡΟΥ ΚΥΠΡΙΑΝΟΥ 57, ΑΚΙΝΗΤΑ Φ	035724661192									
SHARELINK SECURITIES & FINANCIAL SERVICES LTD				a			a			
6, HOUSE-ΘΕΟΤΟΚΗ 6 ΜΕΓΑΡΟ ΕΛΛΗΝΑ	+357 22554200									
SOCIETE GENERALE S.A.				a	a		a			
, 17 COURS VALMY, CEDEX	+157290504									
SOLIDUS SECURITIES S.A				a			a			a
64, ΛΟΥΙΖΗΣ ΠΙΑΝΚΟΥΡ 64 ATHINA	2106900600									
ST. EM. LAVRENTAKIS SECURITIES S.A.				a			a			
7-9, ΣΟΦΟΚΛΕΟΥΣ 7-9 ATHINA	2103213336									
THE CYPRUS INVESTMENT & SECURITIES CORPORATION LTD				a	a					
154, ΛΕΩΦ. ΚΥΡΗΝΕΙΑΣ	0035722121700									
UBS EUROPE SE				a	a					
, OPERNTURM, BOCKENHEIMER LANDSTRASSE 2-4	496921790									
UBS LIMITED					a					
1, FINSBURY AVENUE LONDON	+44 2075687135									

List of Stocks under Market Making operations

Securities	Market Maker	Start Market Making	Stock Category	Suspension Status
MLS MULTIMEDIA SA (CR)	PIRAEUS SECURITIES S. A.	01/08/2019		
ALPHA ETF FTSE Athex Large Cap	ALPHA FINANCE INVESTMENT SERVICES SINGLE MEMBER SA	02/01/1900	Exchange Traded Funds (ETFs)	
	NATIONAL SECURITIES SINGLE MEMBER SA	02/01/1900		
ADMIE (IPTO) HOLDING S.A. (CR)	EUROBANK EQUITIES INVESTMENT FIRM S.A	24/05/2021	Main Market	
	HELLENIC AMERICAN SECURITIES S.A.	09/03/2020		
	PIRAEUS SECURITIES S. A.	29/06/2017		
AEGEAN AIRLINES (CR)	EUROBANK EQUITIES INVESTMENT FIRM S.A	22/09/2020	Main Market	
ALPHA SERVICES HOLD (CR)	ALPHA FINANCE INVESTMENT SERVICES SINGLE MEMBER SA	29/02/2016	Main Market	
	EUROBANK EQUITIES INVESTMENT FIRM S.A	22/10/2006		
	HELLENIC AMERICAN SECURITIES S.A.	25/07/2014		
	LEON DEPOLAS SECURITIES S.A.	04/01/2016		
	MERIT SECURITIES S.A	03/09/2012		
	NATIONAL SECURITIES SINGLE MEMBER SA	02/01/1900		
	PIRAEUS SECURITIES S. A.	28/05/2009		
ANDROMEDA SA (CR)	BETA SECURITIES S.A.	15/02/2021	Main Market	
AS COMPANY SA (CR)	EUROBANK EQUITIES INVESTMENT FIRM S.A	01/04/2019	Main Market	
ATTICA BANK S.A. (CR)	EUROXX SECURITIES S.A.	22/01/2016	Main Market	
AUTOHELLAS SA (CR)	ALPHA FINANCE INVESTMENT SERVICES SINGLE MEMBER SA	01/07/2019	Main Market	
	EUROXX SECURITIES S.A.	02/07/2018		
AVAX S.A. (CR)	EUROBANK EQUITIES INVESTMENT FIRM S.A	14/12/2015	Main Market	
	PIRAEUS SECURITIES S. A.	01/02/2021		
AVE (CR)	EUROXX SECURITIES S.A.	05/06/2020	Main Market	
BRIQ PROPERTIES (CR)	EUROBANK EQUITIES INVESTMENT FIRM S.A	09/09/2019	Main Market	
	LEON DEPOLAS SECURITIES S.A.	22/02/2021		
BYTE COMPUTER SA (CR)	MERIT SECURITIES S.A	04/08/2008	Main Market	
CC HBC AG (CR)	BETA SECURITIES S.A.	08/03/2021	Main Market	
	NATIONAL SECURITIES SINGLE MEMBER SA	02/01/1900		
	PIRAEUS SECURITIES S. A.	04/05/2015		
CENERGY HOLDINGS (CB)	ALPHA FINANCE INVESTMENT SERVICES SINGLE MEMBER SA	02/01/2016	Main Market	
	EUROBANK EQUITIES INVESTMENT FIRM S.A	02/01/2016		
	OPTIMA BANK S.A.	14/03/2022		
CNL CAPITAL (CR)	MERIT SECURITIES S.A	01/10/2018	Main Market	
EKTER SA (CR)	EUROBANK EQUITIES INVESTMENT FIRM S.A	16/10/2017	Main Market	
	LEON DEPOLAS SECURITIES S.A.	21/05/2018		
ELASTRON (CR)	LEON DEPOLAS SECURITIES S.A.	20/02/2017	Main Market	
ELLAKTOR (CR)	ALPHA FINANCE INVESTMENT SERVICES SINGLE MEMBER SA	18/03/2019	Main Market	
	EUROBANK EQUITIES INVESTMENT FIRM S.A	01/06/2012		
	EUROXX SECURITIES S.A.	24/09/2018		
	NATIONAL SECURITIES SINGLE MEMBER SA	02/01/1900		
	PIRAEUS SECURITIES S. A.	22/10/2018		
ELTON SA (CR)	BETA SECURITIES S.A.	03/09/2012	Main Market	
	LEON DEPOLAS SECURITIES S.A.	01/04/2019		
ELVALHALCOR (CR)	ALPHA FINANCE INVESTMENT SERVICES SINGLE MEMBER SA	07/05/2018	Main Market	
	EUROBANK EQUITIES INVESTMENT FIRM S.A	07/05/2018		
ELVE SA (CR)	LEON DEPOLAS SECURITIES S.A.	02/11/2020	Main Market	
ENTERSOFT (CR)	EUROBANK EQUITIES INVESTMENT FIRM S.A	22/06/2020	Main Market	

List of Stocks under Market Making operations

Securities	Stock Category
Market Maker	Start Market Making
EUROBANK HOLDINGS (CR)	Main Market
ALPHA FINANCE INVESTMENT SERVICES SINGLE MEMBER SA	09/01/2006
EUROBANK EQUITIES INVESTMENT FIRM S.A	01/06/2012
HELLENIC AMERICAN SECURITIES S.A.	25/07/2014
LEON DEPOLAS SECURITIES S.A.	30/11/2018
MERIT SECURITIES S.A	06/11/2017
NATIONAL SECURITIES SINGLE MEMBER SA	02/01/1900
PIRAEUS SECURITIES S. A.	28/09/2009
EYDAP S.A. (CR)	Main Market
ALPHA FINANCE INVESTMENT SERVICES SINGLE MEMBER SA	27/01/2020
EUROBANK EQUITIES INVESTMENT FIRM S.A	10/06/2019
FOURLIS (CR)	Main Market
EUROBANK EQUITIES INVESTMENT FIRM S.A	01/12/2016
PIRAEUS SECURITIES S. A.	06/03/2017
GEK TERNA (CR)	Main Market
BETA SECURITIES S.A.	08/03/2021
EUROBANK EQUITIES INVESTMENT FIRM S.A	24/05/2021
PIRAEUS SECURITIES S. A.	29/08/2019
GR. SARANTIS S.A. (CR)	Main Market
BETA SECURITIES S.A.	14/05/2012
EUROBANK EQUITIES INVESTMENT FIRM S.A	24/10/2016
HELLENIC EXCHANGES-A.S.E. (CR)	Main Market
HELLENIC AMERICAN SECURITIES S.A.	01/09/2014
NATIONAL SECURITIES SINGLE MEMBER SA	02/01/1900
PIRAEUS SECURITIES S. A.	04/05/2015
HELLENIC PETROLEUM (CR)	Main Market
HELLENIC AMERICAN SECURITIES S.A.	14/09/2015
PIRAEUS SECURITIES S. A.	20/03/2017
IDEAL HOLDINGS (CR)	Main Market
EUROBANK EQUITIES INVESTMENT FIRM S.A	07/06/2021
PIRAEUS SECURITIES S. A.	07/06/2021
IKTINOS HELLAS SA (CR)	Main Market
ALPHA FINANCE INVESTMENT SERVICES SINGLE MEMBER SA	01/04/2019
EUROBANK EQUITIES INVESTMENT FIRM S.A	25/02/2019
NATIONAL SECURITIES SINGLE MEMBER SA	02/01/1900
INFORM P. LYKOS (CR)	Main Market
BETA SECURITIES S.A.	31/01/2022
INTERCONTINENTAL (CR)	Main Market
LEON DEPOLAS SECURITIES S.A.	03/06/2019
INTERWOOD-XYLEMPORIA (CR)	Main Market
EUROBANK EQUITIES INVESTMENT FIRM S.A	05/07/2021
PANTELAKIS SECURITIES S.A.	01/07/2021
INTRAKAT (CR)	Main Market
BETA SECURITIES S.A.	04/10/2021
JUMBO SA (CR)	Main Market
BETA SECURITIES S.A.	01/02/2021
EUROBANK EQUITIES INVESTMENT FIRM S.A	25/05/2020
MERIT SECURITIES S.A	06/11/2017
PIRAEUS SECURITIES S. A.	06/03/2017
KARAMOLEGOS SA (CR)	Main Market
EUROXX SECURITIES S.A.	04/10/2019
KLOUKINAS - LAPPAS SA (CR)	Main Market
BETA SECURITIES S.A.	22/09/2014
KRI-KRI S.A. (CR)	Main Market
EUROBANK EQUITIES INVESTMENT FIRM S.A	07/05/2018
LEON DEPOLAS SECURITIES S.A.	16/01/2017
LAMDA DEVELOPMENT SA (CR)	Main Market
EUROBANK EQUITIES INVESTMENT FIRM S.A	08/12/2014
PANTELAKIS SECURITIES S.A.	06/11/2017
PIRAEUS SECURITIES S. A.	29/06/2017
LAMPSA HOTEL SA (CR)	Main Market
LEON DEPOLAS SECURITIES S.A.	16/01/2017
MARFIN INVESTMENT GROUP (CR)	Main Market
EUROBANK EQUITIES INVESTMENT FIRM S.A	23/03/2015
PIRAEUS SECURITIES S. A.	02/02/2009

List of Stocks under Market Making operations

Securities	Stock Category
Market Maker	Start Market Making
MOTOR OIL (CR)	Main Market
BETA SECURITIES S.A.	08/03/2021
EUROBANK EQUITIES INVESTMENT FIRM S.A	22/10/2006
LEON DEPOLAS SECURITIES S.A.	01/04/2019
MERIT SECURITIES S.A	25/02/2019
NATIONAL SECURITIES SINGLE MEMBER SA	02/01/1900
PIRAEUS SECURITIES S. A.	04/05/2015
MYTILINEOS (CR)	Main Market
ALPHA FINANCE INVESTMENT SERVICES SINGLE MEMBER SA	15/04/2019
BETA SECURITIES S.A.	11/04/2022
EUROBANK EQUITIES INVESTMENT FIRM S.A	20/09/2017
MERIT SECURITIES S.A	25/02/2019
NATIONAL SECURITIES SINGLE MEMBER SA	02/01/1900
PIRAEUS SECURITIES S. A.	04/05/2015
NATIONAL BANK (CR)	Main Market
ALPHA FINANCE INVESTMENT SERVICES SINGLE MEMBER SA	09/01/2006
EUROBANK EQUITIES INVESTMENT FIRM S.A	22/10/2006
HELLENIC AMERICAN SECURITIES S.A.	25/07/2014
LEON DEPOLAS SECURITIES S.A.	20/05/2015
MERIT SECURITIES S.A	03/09/2012
NATIONAL SECURITIES SINGLE MEMBER SA	02/01/1900
PIRAEUS SECURITIES S. A.	08/09/2008
OPAP (CR)	Main Market
ALPHA FINANCE INVESTMENT SERVICES SINGLE MEMBER SA	09/01/2006
BETA SECURITIES S.A.	11/04/2022
EUROBANK EQUITIES INVESTMENT FIRM S.A	22/10/2006
HELLENIC AMERICAN SECURITIES S.A.	25/07/2014
MERIT SECURITIES S.A	20/03/2017
NATIONAL SECURITIES SINGLE MEMBER SA	02/01/1900
PIRAEUS SECURITIES S. A.	04/05/2015
OTE (CR)	Main Market
ALPHA FINANCE INVESTMENT SERVICES SINGLE MEMBER SA	09/01/2006
BETA SECURITIES S.A.	11/04/2022
EUROBANK EQUITIES INVESTMENT FIRM S.A	22/10/2006
HELLENIC AMERICAN SECURITIES S.A.	25/07/2014
LEON DEPOLAS SECURITIES S.A.	20/04/2015
MERIT SECURITIES S.A	20/03/2017
NATIONAL SECURITIES SINGLE MEMBER SA	02/01/1900
PIRAEUS SECURITIES S. A.	08/09/2008
P.P.A. S.A. (CR)	Main Market
EUROBANK EQUITIES INVESTMENT FIRM S.A	06/02/2019
PAPOUTSANIS (CR)	Main Market
BETA SECURITIES S.A.	25/11/2013
EUROBANK EQUITIES INVESTMENT FIRM S.A	06/12/2021
PETROPOULOS PETROS (CR)	Main Market
EUROBANK EQUITIES INVESTMENT FIRM S.A	01/04/2019
PANTELAKIS SECURITIES S.A.	16/03/2020
PIRAEUS FINANCIAL HOLD (CR)	Main Market
ALPHA FINANCE INVESTMENT SERVICES SINGLE MEMBER SA	15/04/2019
EUROBANK EQUITIES INVESTMENT FIRM S.A	22/10/2006
EUROXX SECURITIES S.A.	15/02/2016
HELLENIC AMERICAN SECURITIES S.A.	25/07/2014
LEON DEPOLAS SECURITIES S.A.	30/11/2018
MERIT SECURITIES S.A	16/09/2013
NATIONAL SECURITIES SINGLE MEMBER SA	02/01/1900
PIRAEUS SECURITIES S. A.	16/02/2009
PLAISIO COMPUTERS SA (CR)	Main Market
EUROBANK EQUITIES INVESTMENT FIRM S.A	02/03/2015
PPC (CR)	Main Market
ALPHA FINANCE INVESTMENT SERVICES SINGLE MEMBER SA	09/01/2006
BETA SECURITIES S.A.	01/02/2021
EUROBANK EQUITIES INVESTMENT FIRM S.A	22/10/2006
HELLENIC AMERICAN SECURITIES S.A.	01/09/2014
MERIT SECURITIES S.A	06/11/2017
NATIONAL SECURITIES SINGLE MEMBER SA	02/01/1900
PIRAEUS SECURITIES S. A.	28/09/2009
PREMIA (CR)	Main Market
BETA SECURITIES S.A.	01/06/2021
PANTELAKIS SECURITIES S.A.	23/12/2021

List of Stocks under Market Making operations

Securities	Market Maker	Start Market Making	Stock Category
PROFILE SA (CR)			Main Market
	PANTELAKIS SECURITIES S.A.	01/07/2019	
QUEST HOLDINGS (CR)			Main Market
	BETA SECURITIES S.A.	26/03/2018	
	EUROBANK EQUITIES INVESTMENT FIRM S.A	28/01/2019	
TECHNICAL OLYMPIC SA (CR)			Main Market
	BETA SECURITIES S.A.	04/04/2022	
TERNA ENERGY (CR)			Main Market
	EUROBANK EQUITIES INVESTMENT FIRM S.A	24/05/2021	
	PIRAEUS SECURITIES S. A.	09/12/2019	
THRACE PLASTICS SA (CR)			Main Market
	ALPHA FINANCE INVESTMENT SERVICES SINGLE MEMBER SA	26/03/2018	
	EUROBANK EQUITIES INVESTMENT FIRM S.A	26/03/2018	
TITAN CEMENT (CB)			Main Market
	BETA SECURITIES S.A.	01/02/2021	
	EUROBANK EQUITIES INVESTMENT FIRM S.A	06/11/2019	
	PIRAEUS SECURITIES S. A.	18/01/2021	
TZIRAKIAN PROFIL (CR)			Main Market
	LEON DEPOLAS SECURITIES S.A.	19/07/2021	
UNIBIOS (CR)			Main Market
	LEON DEPOLAS SECURITIES S.A.	01/02/2021	
VIOHALCO SA/NV (CB)			Main Market
	ALPHA FINANCE INVESTMENT SERVICES SINGLE MEMBER SA	11/03/2008	
	EUROBANK EQUITIES INVESTMENT FIRM S.A	04/03/2014	
	MERIT SECURITIES S.A	17/03/2014	

Underlying Asset				Derivatives Market													
Price max	Price min	Closing price	change	Delivery Month	Open price	Price max	Price min	Last price	Closing price	Last Bid	Last Ask	Fixing price*	Life high	Life low	Trades	Volume	Open Interest
FTSE/Athex Large Cap				(Trade Unit: 1 Index Point x 2€, Cash Settlement)													
2,106.08	2,031.99	2,080.18	2.37%	May 2022	2,048.00	2,108.00	2,048.00	2,090.25	2,090.25	---	---	---	2,325.50	---	285	1,076	2,702
				June 2022	2,086.75	2,105.50	2,073.50	2,089.00	2,089.00	---	---	---	2,322.00	---	110	821	879
				July 2022	---	---	---	---	2,039.25	---	---	---	---	---	---	---	---
				September 2022	---	---	---	---	2,046.25	---	---	---	---	---	---	---	---
				December 2022	---	---	---	---	2,056.50	---	---	---	---	---	---	---	---
				March 2023	---	---	---	---	2,066.75	---	---	---	---	---	---	---	---
FTSE/Athex Banks				(Trade Unit: 1 Index Point x 15€, Cash Settlement)													
576.84	546.44	561.21	2.70%	June 2022	---	---	---	---	552.50	---	---	---	655.50	---	---	---	---
				September 2022	---	---	---	---	550.25	---	---	---	---	---	---	---	---
				December 2022	---	---	---	---	553.00	---	---	---	---	---	---	---	---
				March 2023	---	---	---	---	555.75	---	---	---	---	---	---	---	---

Derivatives notes

Fixing prices and final open positions can be retrieved from the following path <http://www.helex.gr/el/web/guest/statistics-end-of-day-derivatives>

Underlying Asset				Derivatives Market													
Price max	Price min	Closing price	change	Delivery Month	Open price	Price max	Price min	Last price	Closing price	Last Bid	Last Ask	Fixing price*	Life high	Life low	Trades	Volume	Open Interest
ADMIE (IPTO) HOLDING S.A. (CR)				(Contract Size: 100 Securities, Physical Delivery)													
2.2	2.15	2.17	-0.23%	June 2022	2.18	2.18	2.18	2.18	2.18	---	---	---	2.38	---	1	6	4,792
				September 2022	---	---	---	---	2.19	---	---	---	---	---	---	---	---
				December 2022	---	---	---	---	2.20	---	---	---	---	---	---	---	---
				March 2023	---	---	---	---	2.21	---	---	---	---	---	---	---	---
ALPHA SERVICES HOLD (CR)				(Contract Size: 100 Securities, Physical Delivery)													
0.9438	0.897	0.9168	1.87%	June 2022	0.932	0.945	0.900	0.922	0.922	---	---	---	1.45	---	480	13,934	119,100
				September 2022	0.941	0.941	0.941	0.941	0.941	---	---	---	1.27	---	1	2	1,403
				December 2022	---	---	---	---	0.911	---	---	---	---	---	---	---	---
				March 2023	---	---	---	---	0.915	---	---	---	---	---	---	---	---
CC HBC AG (CR)				(Contract Size: 100 Securities, Physical Delivery)													
20.91	19.995	20.7	5.61%	June 2022	20.08	20.85	20.07	20.70	20.70	---	---	---	27.57	---	106	251	1,622
				September 2022	---	---	---	---	19.26	---	---	---	19.22	---	---	---	46
				December 2022	---	---	---	---	19.84	---	---	---	---	---	---	---	---
				March 2023	---	---	---	---	19.94	---	---	---	---	---	---	---	---
CENERGY HOLDINGS (CB)				(Contract Size: 100 Securities, Physical Delivery)													
3.12	2.89	3.12	9.28%	June 2022	2.98	3.13	2.98	3.13	3.13	---	---	---	3.98	---	49	367	10,043
				September 2022	---	---	---	---	2.83	---	---	---	3.50	---	---	---	50
				December 2022	---	---	---	---	2.89	---	---	---	---	---	---	---	---
				March 2023	---	---	---	---	2.90	---	---	---	---	---	---	---	---
ELLAKTOR (CR)				(Contract Size: 100 Securities, Physical Delivery)													
1.688	1.68	1.688	0.60%	June 2022	1.69	1.69	1.69	1.69	1.69	---	---	---	1.71	---	4	29	5,044
				September 2022	---	---	---	---	1.71	---	---	---	1.47	---	---	---	---
				December 2022	---	---	---	---	1.70	---	---	---	---	---	---	---	---
				March 2023	---	---	---	---	1.71	---	---	---	---	---	---	---	---
EUROBANK HOLDINGS (CR)				(Contract Size: 100 Securities, Physical Delivery)													
0.9194	0.89	0.9	3.76%	June 2022	0.890	0.920	0.890	0.901	0.901	---	---	---	1.15	---	188	4,116	34,194
				September 2022	---	---	---	---	0.881	---	---	---	0.924	---	---	---	1,083
				December 2022	---	---	---	---	0.878	---	---	---	---	---	---	---	---
				March 2023	---	---	---	---	0.882	---	---	---	---	---	---	---	---
EYDAP S.A. (CR)				(Contract Size: 100 Securities, Physical Delivery)													
7.19	7.03	7.09	-0.14%	June 2022	---	---	---	---	7.11	---	---	---	7.26	---	---	---	376
				September 2022	---	---	---	---	7.15	---	---	---	---	---	---	---	---
				December 2022	---	---	---	---	7.19	---	---	---	---	---	---	---	---
				March 2023	---	---	---	---	7.22	---	---	---	---	---	---	---	---

Derivatives notes

Fixing prices and final open positions can be retrieved from the following path <http://www.helex.gr/el/web/guest/statistics-end-of-day-derivatives>

Underlying Asset				Derivatives Market													
Price max	Price min	Closing price	change	Delivery Month	Open price	Price max	Price min	Last price	Closing price	Last Bid	Last Ask	Fixing price*	Life high	Life low	Trades	Volume	Open Interest
FOURLIS (CR)																	
(Contract Size: 100 Securities, Physical Delivery)																	
3.39	3.3	3.35	1.52%	June 2022	3.36	3.40	3.32	3.35	3.35	---	---	---	4.14	---	13	27	2,707
				September 2022	---	---	---	---	3.13	---	---	---	3.90	---	---	---	61
				December 2022	---	---	---	---	3.34	---	---	---	---	---	---	---	---
				March 2023	---	---	---	---	3.36	---	---	---	---	---	---	---	---
GEK TERNA (CR)																	
(Contract Size: 100 Securities, Physical Delivery)																	
9.61	9.35	9.57	3.24%	June 2022	9.32	9.63	9.32	9.59	9.59	---	---	---	10.36	---	47	174	6,254
				September 2022	---	---	---	---	9.23	---	---	---	9.91	---	---	---	20
				December 2022	---	---	---	---	9.38	---	---	---	---	---	---	---	---
				March 2023	---	---	---	---	9.43	---	---	---	---	---	---	---	---
HELLENIC EXCHANGES-A.S.E. (CR)																	
(Contract Size: 100 Securities, Physical Delivery)																	
3.57	3.47	3.515	1.30%	June 2022	3.43	3.43	3.40	3.42	3.42	---	---	---	4.08	---	5	17	1,095
				September 2022	---	---	---	---	3.49	---	---	---	---	---	---	---	---
				December 2022	---	---	---	---	3.51	---	---	---	---	---	---	---	---
				March 2023	---	---	---	---	3.53	---	---	---	---	---	---	---	---
HELLENIC PETROLEUM (CR)																	
(Contract Size: 100 Securities, Physical Delivery)																	
7.07	6.84	6.96	-0.57%	June 2022	7.00	7.00	6.84	6.85	6.85	---	---	---	7.53	---	65	210	1,296
				September 2022	---	---	---	---	7.05	---	---	---	---	---	---	---	---
				December 2022	---	---	---	---	7.08	---	---	---	---	---	---	---	---
				March 2023	---	---	---	---	7.12	---	---	---	---	---	---	---	---
INTRACOM HOLDINGS (CR)																	
(Contract Size: 100 Securities, Physical Delivery)																	
1.642	1.58	1.58	0.00%	June 2022	1.64	1.64	1.59	1.60	1.60	---	---	---	1.92	---	23	73	5,382
				September 2022	---	---	---	---	1.59	---	---	---	---	---	---	---	---
				December 2022	---	---	---	---	1.60	---	---	---	---	---	---	---	---
				March 2023	---	---	---	---	1.61	---	---	---	---	---	---	---	---
JUMBO SA (CR)																	
(Contract Size: 100 Securities, Physical Delivery)																	
15.22	14.66	14.95	3.96%	June 2022	14.47	14.79	14.35	14.60	14.60	---	---	---	15.80	---	41	83	621
				September 2022	---	---	---	---	14.25	---	---	---	14.78	---	---	---	17
				December 2022	---	---	---	---	14.55	---	---	---	---	---	---	---	---
				March 2023	---	---	---	---	14.63	---	---	---	---	---	---	---	---
LAMDA DEVELOPMENT SA (CR)																	
(Contract Size: 100 Securities, Physical Delivery)																	
5.745	5.52	5.72	3.62%	June 2022	5.64	5.74	5.64	5.72	5.72	---	---	---	7.07	---	42	111	6,278
				September 2022	---	---	---	---	5.62	---	---	---	5.84	---	---	---	30
				December 2022	---	---	---	---	5.59	---	---	---	---	---	---	---	---
				March 2023	---	---	---	---	5.61	---	---	---	---	---	---	---	---

Derivatives notes

Fixing prices and final open positions can be retrieved from the following path <http://www.helex.gr/el/web/guest/statistics-end-of-day-derivatives>

Underlying Asset				Derivatives Market													
Price max	Price min	Closing price	change	Delivery Month	Open price	Price max	Price min	Last price	Closing price	Last Bid	Last Ask	Fixing price*	Life high	Life low	Trades	Volume	Open Interest
MARFIN INVESTMENT GROUP (CR)				(Contract Size: 100 Securities, Physical Delivery)													
0.0263	0.0255	0.0259	1.17%	June 2022	0.026	0.026	0.026	0.026	0.026	---	---	---	0.031	---	1	100	30,264
				September 2022	---	---	---	---	0.026	---	---	---	---	---	---	---	---
				December 2022	---	---	---	---	0.026	---	---	---	---	---	---	---	---
				March 2023	---	---	---	---	0.026	---	---	---	---	---	---	---	---
MOTOR OIL (CR)				(Contract Size: 100 Securities, Physical Delivery)													
16.55	15.66	16.4	4.06%	June 2022	15.70	16.52	15.70	16.41	16.41	---	---	---	16.52	---	59	215	1,137
				September 2022	---	---	---	---	15.87	---	---	---	---	---	---	---	---
				December 2022	---	---	---	---	15.95	---	---	---	---	---	---	---	---
				March 2023	---	---	---	---	16.03	---	---	---	---	---	---	---	---
MYTILINEOS (CR)				(Contract Size: 100 Securities, Physical Delivery)													
16.78	16.12	16.23	3.11%	June 2022	16.44	16.80	16.17	16.29	16.29	---	---	---	18.22	---	272	890	5,030
				September 2022	16.36	16.36	16.00	16.08	16.08	---	---	---	18.00	---	6	47	106
				December 2022	---	---	---	---	15.93	---	---	---	---	---	---	---	---
				March 2023	---	---	---	---	16.01	---	---	---	---	---	---	---	---
NATIONAL BANK (CR)				(Contract Size: 100 Securities, Physical Delivery)													
3.454	3.22	3.263	1.97%	June 2022	3.33	3.51	3.23	3.27	3.27	---	---	---	4.12	---	682	10,874	27,169
				September 2022	3.46	3.46	3.46	3.46	3.46	---	---	---	3.79	---	1	1	160
				December 2022	---	---	---	---	3.24	---	---	---	---	---	---	---	---
				March 2023	---	---	---	---	3.25	---	---	---	---	---	---	---	---
OPAP (CR)				(Contract Size: 100 Securities, Physical Delivery)													
13.39	13	13	-1.22%	June 2022	13.32	13.32	13.00	13.00	13.00	---	---	---	14.66	---	18	51	1,131
				September 2022	---	---	---	---	12.32	---	---	---	13.68	---	---	---	80
				December 2022	---	---	---	---	13.32	---	---	---	---	---	---	---	---
				March 2023	---	---	---	---	13.39	---	---	---	---	---	---	---	---
OTE (CR)				(Contract Size: 100 Securities, Physical Delivery)													
18.23	17.86	17.89	0.79%	June 2022	18.05	18.19	17.87	17.90	17.90	---	---	---	18.45	---	19	29	1,162
				September 2022	17.17	17.91	17.17	17.91	17.91	---	---	---	17.91	---	2	2	1
				December 2022	---	---	---	---	17.96	---	---	---	---	---	---	---	---
				March 2023	---	---	---	---	18.05	---	---	---	---	---	---	---	---
P.P.A. S.A. (CR)				(Contract Size: 100 Securities, Physical Delivery)													
16.86	16.28	16.4	0.74%	June 2022	---	---	---	---	16.35	---	---	---	17.90	---	---	---	704
				September 2022	---	---	---	---	16.39	---	---	---	---	---	---	---	---
				December 2022	---	---	---	---	16.48	---	---	---	---	---	---	---	---
				March 2023	---	---	---	---	16.56	---	---	---	---	---	---	---	---

Derivatives notes

Fixing prices and final open positions can be retrieved from the following path <http://www.helex.gr/el/web/guest/statistics-end-of-day-derivatives>

Underlying Asset				Derivatives Market													
Price max	Price min	Closing price	change	Delivery Month	Open price	Price max	Price min	Last price	Closing price	Last Bid	Last Ask	Fixing price*	Life high	Life low	Trades	Volume	Open Interest
PIRAEUS FINANCIAL HOLD (CR)																	
(Contract Size: 100 Securities, Physical Delivery)																	
1.24	1.2145	1.24	3.42%	June 2022	1.23	1.24	1.22	1.24	1.24	---	---	---	1.68	---	109	2,164	28,586
				September 2022	1.24	1.25	1.24	1.25	1.25	---	---	---	1.48	---	4	1,500	20
				December 2022	---	---	---	---	1.21	---	---	---	---	---	---	---	---
				March 2023	---	---	---	---	1.22	---	---	---	---	---	---	---	---
PPC (CR)																	
(Contract Size: 100 Securities, Physical Delivery)																	
6.635	6.385	6.5	1.72%	June 2022	6.52	6.65	6.40	6.51	6.51	---	---	---	9.47	---	135	918	14,376
				September 2022	---	---	---	---	6.42	---	---	---	8.20	---	---	---	10
				December 2022	---	---	---	---	6.47	---	---	---	---	---	---	---	---
				March 2023	---	---	---	---	6.50	---	---	---	---	---	---	---	---
TERNA ENERGY (CR)																	
(Contract Size: 100 Securities, Physical Delivery)																	
17.38	16.25	17.38	8.49%	June 2022	16.60	17.38	16.42	17.38	17.38	---	---	---	18.51	---	98	492	4,196
				September 2022	16.55	16.55	16.55	16.55	16.55	---	---	---	16.62	---	6	20	112
				December 2022	---	---	---	---	16.21	---	---	---	---	---	---	---	---
				March 2023	---	---	---	---	16.30	---	---	---	---	---	---	---	---
TITAN CEMENT (CB)																	
(Contract Size: 104 Securities, Physical Delivery)																	
12.3	11.8	11.82	-0.50%	June 2022	12.02	12.02	11.84	11.84	11.84	---	---	---	13.55	---	2	4	860
				September 2022	12.10	12.10	12.10	12.10	12.10	---	---	---	13.52	---	1	3	42
				December 2022	---	---	---	---	12.02	---	---	---	---	---	---	---	---
				March 2023	---	---	---	---	12.08	---	---	---	---	---	---	---	---
VIOHALCO SA/NV (CB)																	
(Contract Size: 100 Securities, Physical Delivery)																	
3.94	3.82	3.845	2.53%	June 2022	3.78	3.84	3.75	3.80	3.80	---	---	---	5.31	---	17	48	6,774
				September 2022	---	---	---	---	3.85	---	---	---	4.26	---	---	---	76
				December 2022	---	---	---	---	3.80	---	---	---	---	---	---	---	---
				March 2023	---	---	---	---	3.81	---	---	---	---	---	---	---	---

Derivatives notes

Fixing prices and final open positions can be retrieved from the following path <http://www.helex.gr/el/web/guest/statistics-end-of-day-derivatives>

FTSE/Athex Large Cap

(Trade Unit: 1 Index Point x 2€ - Exercise Style: European, Cash Settlement)

Call Options														Put Options																					
May 2022							June 2022							Other Months		May 2022							June 2022							Other Months		Exercise Price			
Open price	Price max	Price min	Last price	Closing price	Volume	Open Interest	Open price	Price max	Price min	Last price	Closing price	Volume	Open Interest	Volume	Open Interest	Open price	Price max	Price min	Last price	Closing price	Volume	Open Interest	Open price	Price max	Price min	Last price	Closing price	Volume	Open Interest	Volume	Open Interest				
1,775	0.00	0.00	0.00	-	258.00	-	-	0.00	0.00	0.00	-	260.00	-	-		0.00	0.00	0.00	-	0.01	-	-	0.00	0.00	0.00	-	4.30	-	-		1,775				
1,800	0.00	0.00	0.00	-	233.00	-	-	0.00	0.00	0.00	-	237.00	-	-		0.00	0.00	0.00	-	0.03	-	-	0.00	0.00	0.00	-	6.20	-	-		1,800				
1,825	0.00	0.00	0.00	-	209.00	-	-	0.00	0.00	0.00	-	215.00	-	-		0.00	0.00	0.00	-	0.10	-	-	0.00	0.00	0.00	-	8.80	-	-		1,825				
1,850	0.00	0.00	0.00	-	184.00	-	-	0.00	0.00	0.00	-	193.00	-	-		0.00	0.00	0.00	-	0.28	-	-	0.00	0.00	0.00	-	12.00	-	-		1,850				
1,875	0.00	0.00	0.00	-	159.00	-	-	0.00	0.00	0.00	-	173.00	-	-		0.00	0.00	0.00	-	0.70	-	-	0.00	0.00	0.00	-	16.25	-	-		1,875				
1,900	0.00	0.00	0.00	-	135.00	-	-	0.00	0.00	0.00	-	153.00	-	-		0.00	0.00	0.00	-	1.60	-	-	0.00	0.00	0.00	-	21.75	-	-		1,900				
1,925	0.00	0.00	0.00	-	112.00	-	-	0.00	0.00	0.00	-	134.00	-	-		0.00	0.00	0.00	-	3.40	-	-	0.00	0.00	0.00	-	28.00	-	-		1,925				
1,950	0.00	0.00	0.00	-	90.00	-	-	0.00	0.00	0.00	-	117.00	-	-		0.00	0.00	0.00	-	6.40	-	-	0.00	0.00	0.00	-	35.75	-	-		1,950				
1,975	0.00	0.00	0.00	-	70.00	-	-	0.00	0.00	0.00	-	101.00	-	-		0.00	0.00	0.00	-	11.50	-	-	0.00	0.00	0.00	-	44.75	-	-		1,975				
2,000	0.00	0.00	0.00	-	52.50	-	-	0.00	0.00	0.00	-	86.50	-	-		0.00	0.00	0.00	-	18.75	-	-	0.00	0.00	0.00	-	55.00	-	43		2,000				
2,050	0.00	0.00	0.00	-	25.75	-	20	0.00	0.00	0.00	-	62.00	-	-		0.00	0.00	0.00	-	42.25	-	63	64.00	64.00	64.00	64.00	64.00	2	40		2,050				
2,100	30.00	30.00	30.00	30.00	30.00	2	40	0.00	0.00	0.00	-	42.50	-	-		0.00	30.00	0.00	-	77.00	-	101	0.00	0.00	0.00	-	111.00	-	40		2,100				
2,150	0.00	0.00	0.00	-	3.40	-	23	0.00	0.00	0.00	-	28.00	-	20		64.00	0.00	64.00	64.00	64.00	8	43	0.00	0.00	0.00	-	146.00	-	60		2,150				
2,200	0.00	0.00	0.00	-	0.89	-	40	0.00	0.00	0.00	-	18.00	-	21		0.00	0.00	0.00	-	167.00	-	40	0.00	0.00	0.00	-	186.00	-	5		2,200				
2,250	0.00	0.00	0.00	-	0.19	-	251	0.00	0.00	0.00	-	11.00	-	1		0.00	0.00	0.00	-	217.00	-	80	0.00	0.00	0.00	-	229.00	-	4		2,250				
2,300	0.00	0.00	0.00	-	0.03	-	12	0.00	0.00	0.00	-	6.50	-	3		0.00	0.00	0.00	-	266.00	-	21	0.00	0.00	0.00	-	274.00	-	62		2,300				
2,350	0.00	0.00	0.00	-	0.01	-	1	0.00	0.00	0.00	-	3.70	-	-		0.00	0.00	0.00	-	316.00	-	20	0.00	0.00	0.00	-	322.00	-	20		2,350				
2,400	0.00	0.00	0.00	-	0.01	-	1	0.00	0.00	0.00	-	2.00	-	-		0.00	0.00	0.00	-	366.00	-	-	0.00	0.00	0.00	-	370.00	-	-		2,400				
2,450	0.00	0.00	0.00	-	0.03	-	-	0.00	0.00	0.00	-	1.10	-	-		0.00	0.00	0.00	-	416.00	-	-	0.00	0.00	0.00	-	419.00	-	-		2,450				
2,500	0.00	0.00	0.00	-	0.01	-	-	0.00	0.00	0.00	-	0.56	-	-		0.00	0.00	0.00	-	466.00	-	-	0.00	0.00	0.00	-	468.00	-	-		2,500				
2,550	0.00	0.00	0.00	-	0.03	-	-	0.00	0.00	0.00	-	0.28	-	-		0.00	0.00	0.00	-	516.00	-	-	0.00	0.00	0.00	-	518.00	-	-		2,550				
2,600	0.00	0.00	0.00	-	0.01	-	-	0.00	0.00	0.00	-	0.13	-	-		0.00	0.00	0.00	-	566.00	-	-	0.00	0.00	0.00	-	567.00	-	-		2,600				
2,650	-	-	-	-	-	-	-	0.00	0.00	0.00	-	0.06	-	-		-	-	-	-	-	-	-	0.00	0.00	0.00	-	617.00	-	-		2,650				
Totals:						2	388							0	45	0	0							8	368							2	274	0	0
Number of Trades:						1							0	0							1							1	0						

ALPHA SERVICES HOLD (CR)

(Contract Size: 100 Securities, Exercise Style: American, Physical Delivery)

Call Options														Put Options																			
May 2022							June 2022							Other Months		May 2022							June 2022							Other Months		Exercise Price	
Open price	Price max	Price min	Last price	Closing price	Volume	Open Interest	Open price	Price max	Price min	Last price	Closing price	Volume	Open Interest	Volume	Open Interest	Open price	Price max	Price min	Last price	Closing price	Volume	Open Interest	Open price	Price max	Price min	Last price	Closing price	Volume	Open Interest	Volume	Open Interest		
0.650	0.000	0.000	0.000	0.250	-	-	0.000	0.000	0.000	0.252	-	-				0.000	0.000	0.000	0.001	-	-				0.000	0.000	0.000	0.001	-	-			0.007
0.700	0.000	0.000	0.000	0.201	-	-	0.000	0.000	0.000	0.204	-	-				0.000	0.000	0.000	0.001	-	-				0.000	0.000	0.000	0.003	-	-			0.007
0.750	0.000	0.000	0.000	0.154	-	-	0.000	0.000	0.000	0.159	-	-				0.000	0.000	0.000	0.003	-	-				0.000	0.000	0.000	0.007	-	-			0.008
0.800	0.000	0.000	0.000	0.111	-	-	0.000	0.000	0.000	0.118	-	-				0.000	0.000	0.000	0.010	-	-				0.000	0.000	0.000	0.016	-	-			0.008
0.850	0.000	0.000	0.000	0.074	-	-	0.000	0.000	0.000	0.084	-	-				0.000	0.000	0.000	0.024	-	-				0.000	0.000	0.000	0.032	-	-			0.009
0.900	0.000	0.000	0.000	0.045	-	-	0.000	0.000	0.000	0.056	-	-				0.000	0.000	0.000	0.045	-	-				0.000	0.000	0.000	0.054	-	-			0.009
0.950	0.000	0.000	0.000	0.026	-	-	0.000	0.000	0.000	0.036	-	-				0.000	0.000	0.000	0.076	-	-				0.000	0.000	0.000	0.084	-	-			0.010
1.000	0.000	0.000	0.000	0.014	-	-	0.000	0.000	0.000	0.022	-	-				0.000	0.000	0.000	0.113	-	-				0.000	0.000	0.000	0.120	-	-			0.010
1.100	0.000	0.000	0.000	0.003	-	-	0.000	0.000	0.000	0.007	-	-				0.000	0.000	0.000	0.203	-	-				0.000	0.000	0.000	0.206	-	-			0.011
1.200	0.000	0.000	0.000	0.002	-	-	0.000	0.000	0.000	0.002	-	5				0.000	0.000	0.000	0.300	-	-				0.000	0.000	0.000	0.301	-	-			0.012
1.300	0.000	0.000	0.000	0.001	-	-	0.000	0.000	0.000	0.001	-	-				0.000	0.000	0.000	0.400	-	-				0.000	0.000	0.000	0.400	-	-			0.013
1.400	0.000	0.000	0.000	0.001	-	-	0.000	0.000	0.000	0.001	-	-				0.000	0.000	0.000	0.500	-	-				0.000	0.000	0.000	0.500	-	-			0.014
1.500	0.000	0.000	0.000	0.001	-	-	0.000	0.000	0.000	0.001	-	-				0.000	0.000	0.000	0.600	-	-				0.000	0.000	0.000	0.600	-	-			0.015
1.600	0.000	0.000	0.000	0.001	-	-	0.000	0.000	0.000	0.001	-	-				0.000	0.000	0.000	0.700	-	-				0.000	0.000	0.000	0.700	-	-			0.016
1.700	0.000	0.000	0.000	0.001	-	-	0.000	0.000	0.000	0.001	-	-				0.000	0.000	0.000	0.800	-	-				0.000	0.000	0.000	0.800	-	-			0.017
1.800	0.000	0.000	0.000	0.001	-	-	0.000	0.000	0.000	0.001	-	-				0.000	0.000	0.000	0.900	-	-				0.000	0.000	0.000	0.900	-	-			0.018
1.900	0.000	0.000	0.000	0.001	-	-	0.000	0.000	0.000	0.001	-	-				0.000	0.000	0.000	1.00	-	-				0.000	0.000	0.000	1.00	-	-			0.019
Totals:					0	0					0	5		0	0						0	0									0	0	
Number of Trades:					0						0			0							0.00										0		

NATIONAL BANK (CR)

(Contract Size: 100 Securities, Exercise Style: American, Physical Delivery)

Call Options														Put Options																		
Exercise Price	May 2022						June 2022						Other Months		May 2022						June 2022						Other Months		Exercise Price			
	Open price	Price max	Price min	Last price	Closing price	Volume	Open Interest	Open price	Price max	Price min	Last price	Closing price	Volume	Open Interest	Volume	Open Interest	Open price	Price max	Price min	Last price	Closing price	Volume	Open Interest	Open price	Price max	Price min	Last price	Closing price		Volume	Open Interest	Volume
1.600						-	-	0.000	0.000	0.000	1.60	-	-											0.000	0.000	0.000	0.001	-	-			0.016
1.700						-	-	0.000	0.000	0.000	1.50	-	-											0.000	0.000	0.000	0.001	-	-			0.017
1.800	0.000	0.000	0.000		1.40	-	-	0.000	0.000	0.000	1.40	-	-			0.000	0.000	0.000		0.001	-	-	0.000	0.000	0.000	0.001	-	-			0.018	
1.900	0.000	0.000	0.000		1.30	-	-	0.000	0.000	0.000	1.30	-	-			0.000	0.000	0.000		0.001	-	-	0.000	0.000	0.000	0.001	-	-			0.019	
2.000	0.000	0.000	0.000		1.20	-	-	0.000	0.000	0.000	1.20	-	-			0.000	0.000	0.000		0.001	-	-	0.000	0.000	0.000	0.001	-	-			0.020	
2.200	0.000	0.000	0.000		1.00	-	-	0.000	0.000	0.000	1.00	-	-			0.000	0.000	0.000		0.001	-	-	0.000	0.000	0.000	0.001	-	-			0.022	
2.400	0.000	0.000	0.000		0.801	-	-	0.000	0.000	0.000	0.807	-	-			0.000	0.000	0.000		0.001	-	-	0.000	0.000	0.000	0.002	-	-			0.024	
2.600	0.000	0.000	0.000		0.602	-	-	0.000	0.000	0.000	0.615	-	-			0.000	0.000	0.000		0.001	-	-	0.000	0.000	0.000	0.010	-	-			0.026	
2.800	0.000	0.000	0.000		0.409	-	-	0.000	0.000	0.000	0.438	-	-			0.000	0.000	0.000		0.008	-	-	0.000	0.000	0.000	0.033	-	-			0.028	
3.000	0.000	0.000	0.000		0.240	-	-	0.000	0.000	0.000	0.289	-	-			0.000	0.000	0.000		0.039	-	-	0.000	0.000	0.000	0.083	-	-			0.030	
3.200	0.135	0.135	0.135	0.135	0.135	10	10	0.000	0.000	0.000	0.173	-	-			0.000	0.000	0.000		0.114	-	-	0.000	0.000	0.000	0.167	-	-			0.032	
3.400	0.000	0.000	0.000		0.045	-	50	0.000	0.000	0.000	0.096	-	-			0.000	0.000	0.000		0.244	-	-	0.000	0.000	0.000	0.291	-	-			0.034	
3.600	0.000	0.000	0.000		0.014	-	-	0.000	0.000	0.000	0.048	-	-			0.000	0.000	0.000		0.413	-	-	0.000	0.000	0.000	0.442	-	-			0.036	
3.800	0.000	0.000	0.000		0.003	-	-	0.000	0.000	0.000	0.023	-	-			0.000	0.000	0.000		0.602	-	-	0.000	0.000	0.000	0.618	-	-			0.038	
4.000	0.000	0.000	0.000		0.001	-	-	0.000	0.000	0.000	0.010	-	-			0.000	0.000	0.000		0.800	-	-	0.000	0.000	0.000	0.805	-	-			0.040	
4.400	0.000	0.000	0.000		0.001	-	5	0.000	0.000	0.000	0.001	-	-			0.000	0.000	0.000		1.20	-	-	0.000	0.000	0.000	1.20	-	-			0.044	
4.800	0.000	0.000	0.000		0.001	-	-	0.000	0.000	0.000	0.001	-	-			0.000	0.000	0.000		1.60	-	-	0.000	0.000	0.000	1.60	-	-			0.048	
5.200	0.000	0.000	0.000		0.001	-	-	0.000	0.000	0.000	0.002	-	-			0.000	0.000	0.000		2.00	-	-	0.000	0.000	0.000	2.00	-	-			0.052	
5.600	0.000	0.000	0.000		0.001	-	-	0.000	0.000	0.000	0.001	-	-			0.000	0.000	0.000		2.40	-	-	0.000	0.000	0.000	2.40	-	-			0.056	
6.000	0.000	0.000	0.000		0.001	-	-	0.000	0.000	0.000	0.001	-	-			0.000	0.000	0.000		2.80	-	-	0.000	0.000	0.000	2.80	-	-			0.060	
Totals:						10	65					0	0	0	0	0					10	0					0	300	0	260		
Number of Trades:						1						0	0								0.00						0		0			

OPAP (CR)

(Contract Size: 100 Securities, Exercise Style: American, Physical Delivery)

Call Options														Put Options																					
Exercise Price	May 2022							June 2022							Other Months		May 2022							June 2022							Other Months		Exercise Price		
	Open price	Price max	Price min	Last price	Closing price	Volume	Open Interest	Open price	Price max	Price min	Last price	Closing price	Volume	Open Interest	Volume	Open Interest	Open price	Price max	Price min	Last price	Closing price	Volume	Open Interest	Open price	Price max	Price min	Last price	Closing price	Volume	Open Interest	Volume	Open Interest			
8.400						-	-	0.000	0.000	0.000	4.78	-	-									-	-	0.000	0.000	0.000	0.001	-	-					0.084	
8.800	0.000	0.000	0.000		4.36	-	-	0.000	0.000	0.000	4.38	-	-			0.000	0.000	0.000	0.001	-	-	0.000	0.000	0.000	0.001	-	-					0.088			
9.200	0.000	0.000	0.000		3.96	-	-	0.000	0.000	0.000	3.98	-	-			0.000	0.000	0.000	0.001	-	-	0.000	0.000	0.000	0.001	-	-					0.092			
9.600	0.000	0.000	0.000		3.56	-	-	0.000	0.000	0.000	3.58	-	-			0.000	0.000	0.000	0.001	-	-	0.000	0.000	0.000	0.001	-	-					0.096			
10.000	0.000	0.000	0.000		3.16	-	-	0.000	0.000	0.000	3.18	-	-			0.000	0.000	0.000	0.001	-	-	0.000	0.000	0.000	0.001	-	-					0.100			
11.000	0.000	0.000	0.000		2.16	-	-	0.000	0.000	0.000	2.19	-	-			0.000	0.000	0.000	0.001	-	-	0.000	0.000	0.000	0.006	-	-					0.110			
12.000	0.000	0.000	0.000		1.17	-	-	0.000	0.000	0.000	1.26	-	-			0.000	0.000	0.000	0.003	-	3	0.000	0.000	0.000	0.074	-	-					0.120			
13.000	0.000	0.000	0.000		0.318	-	-	0.000	0.000	0.000	0.548	-	-			0.000	0.000	0.000	0.152	-	30	0.345	0.345	0.345	0.345	0.345	10	30					0.130		
14.000	0.000	0.000	0.000		0.020	-	25	0.000	0.000	0.000	0.168	-	-			0.000	0.000	0.000	0.856	-	-	0.000	0.000	0.000	0.985	-	-					0.140			
15.000	0.000	0.000	0.000		0.001	-	30	0.000	0.000	0.000	0.035	-	-			0.000	0.000	0.000	1.84	-	-	0.000	0.000	0.000	1.86	-	-					0.150			
16.000	0.000	0.000	0.000		0.001	-	-	0.000	0.000	0.000	0.005	-	10			0.000	0.000	0.000	2.84	-	-	0.000	0.000	0.000	2.84	-	-					0.160			
17.000	0.000	0.000	0.000		0.001	-	-	0.000	0.000	0.000	0.001	-	-			0.000	0.000	0.000	3.84	-	-	0.000	0.000	0.000	3.84	-	-					0.170			
18.000	0.000	0.000	0.000		0.001	-	-	0.000	0.000	0.000	0.001	-	-			0.000	0.000	0.000	4.84	-	-	0.000	0.000	0.000	4.84	-	-					0.180			
19.000	0.000	0.000	0.000		0.001	-	-	0.000	0.000	0.000	0.001	-	-			0.000	0.000	0.000	5.84	-	-	0.000	0.000	0.000	5.84	-	-					0.190			
20.000	0.000	0.000	0.000		0.001	-	-	0.000	0.000	0.000	0.001	-	-			0.000	0.000	0.000	6.84	-	-	0.000	0.000	0.000	6.84	-	-					0.200			
Totals:						0	55							0	10	0	0							0	33							10	30	0	0
Number of Trades:						0							0	0							0.00							1	0						

OTE (CR)

(Contract Size: 100 Securities, Exercise Style: American, Physical Delivery)

Call Options														Put Options																				
Exercise Price	May 2022						June 2022						Other Months		May 2022						June 2022						Other Months		Exercise Price					
	Open price	Price max	Price min	Last price	Closing price	Volume	Open Interest	Open price	Price max	Price min	Last price	Closing price	Volume	Open Interest	Volume	Open Interest	Open price	Price max	Price min	Last price	Closing price	Volume	Open Interest	Open price	Price max	Price min	Last price	Closing price		Volume	Open Interest	Volume	Open Interest	
9.600						-	-	0.000	0.000	0.000	8.17	-	-			-	-	0.000	0.000	0.000	0.001	-	-			0.000	0.000	0.000	0.001	-	-			0.096
10.000						-	-	0.000	0.000	0.000	7.77	-	-			-	-	0.000	0.000	0.000	0.001	-	-			0.000	0.000	0.000	0.001	-	-			0.100
11.000	0.000	0.000	0.000		6.75	-	-	0.000	0.000	0.000	6.77	-	-			0.000	0.000	0.000	0.001	-	-			0.000	0.000	0.000	0.001	-	-			0.110		
12.000	0.000	0.000	0.000		5.76	-	-	0.000	0.000	0.000	5.77	-	-			0.000	0.000	0.000	0.002	-	-			0.000	0.000	0.000	0.001	-	-			0.120		
13.000	0.000	0.000	0.000		4.76	-	-	0.000	0.000	0.000	4.78	-	-			0.000	0.000	0.000	0.001	-	-			0.000	0.000	0.000	0.001	-	-			0.130		
14.000	0.000	0.000	0.000		3.76	-	-	0.000	0.000	0.000	3.78	-	-			0.000	0.000	0.000	0.002	-	-			0.000	0.000	0.000	0.001	-	-			0.140		
15.000	0.000	0.000	0.000		2.76	-	-	0.000	0.000	0.000	2.79	-	-			0.000	0.000	0.000	0.001	-	-			0.000	0.000	0.000	0.010	-	-			0.150		
16.000	0.000	0.000	0.000		1.76	-	-	0.000	0.000	0.000	1.85	-	-			0.000	0.000	0.000	0.001	-	-			0.000	0.000	0.000	0.068	-	-			0.160		
17.000	0.000	0.000	0.000		0.806	-	-	0.000	0.000	0.000	1.05	-	-			0.000	0.000	0.000	0.048	-	-			0.000	0.000	0.000	0.268	-	-			0.170		
18.000	0.000	0.000	0.000		0.181	-	70	0.000	0.000	0.000	0.494	-	-			0.000	0.000	0.000	0.423	-	-			0.000	0.000	0.000	0.711	-	-			0.180		
19.000	0.000	0.000	0.000		0.013	-	22	0.000	0.000	0.000	0.184	-	-			0.000	0.000	0.000	1.26	-	-			0.000	0.000	0.000	1.40	-	-			0.190		
20.000	0.000	0.000	0.000		0.002	-	-	0.000	0.000	0.000	0.055	-	-			0.000	0.000	0.000	2.25	-	-			0.000	0.000	0.000	2.28	-	-			0.200		
22.000	0.000	0.000	0.000		0.001	-	-	0.000	0.000	0.000	0.002	-	-			0.000	0.000	0.000	4.25	-	-			0.000	0.000	0.000	4.25	-	-			0.220		
24.000	0.000	0.000	0.000		0.001	-	-	0.000	0.000	0.000	0.001	-	-			0.000	0.000	0.000	6.25	-	-			0.000	0.000	0.000	6.25	-	-			0.240		
26.000	0.000	0.000	0.000		0.001	-	-	0.000	0.000	0.000	0.001	-	-			0.000	0.000	0.000	8.25	-	-			0.000	0.000	0.000	8.25	-	-			0.260		
Totals:						0	92					0	0	0	0					0	0							0	0	0	0			
Number of Trades:						0						0		0						0.00								0		0				

PIRAEUS FINANCIAL HOLD (CR)

(Contract Size: 100 Securities, Exercise Style: American, Physical Delivery)

Call Options														Put Options																		
May 2022							June 2022							Other Months		May 2022							June 2022							Other Months		Exercise Price
Open price	Price max	Price min	Last price	Closing price	Volume	Open Interest	Open price	Price max	Price min	Last price	Closing price	Volume	Open Interest	Volume	Open Interest	Open price	Price max	Price min	Last price	Closing price	Volume	Open Interest	Open price	Price max	Price min	Last price	Closing price	Volume	Open Interest	Volume	Open Interest	
0.850	0.000	0.000	0.000	0.350	-	-	0.000	0.000	0.000	0.352	-	-				0.000	0.000	0.000	0.001	-	-	0.000	0.000	0.000	0.001	-	-				0.009	
0.900	0.000	0.000	0.000	0.301	-	-	0.000	0.000	0.000	0.303	-	-				0.000	0.000	0.000	0.001	-	-	0.000	0.000	0.000	0.001	-	-				0.009	
0.950	0.000	0.000	0.000	0.252	-	-	0.000	0.000	0.000	0.255	-	-				0.000	0.000	0.000	0.001	-	-	0.000	0.000	0.000	0.003	-	-				0.010	
1.000	0.000	0.000	0.000	0.205	-	-	0.000	0.000	0.000	0.209	-	-				0.000	0.000	0.000	0.004	-	-	0.000	0.000	0.000	0.007	-	-				0.010	
1.100	0.000	0.000	0.000	0.121	-	-	0.000	0.000	0.000	0.128	-	-				0.000	0.000	0.000	0.020	-	-	0.000	0.000	0.000	0.026	-	-				0.011	
1.200	0.000	0.000	0.000	0.059	-	-	0.000	0.000	0.000	0.068	-	-				0.000	0.000	0.000	0.059	-	-	0.000	0.000	0.000	0.066	-	-				0.012	
1.300	0.000	0.000	0.000	0.024	-	-	0.000	0.000	0.000	0.032	-	-				0.000	0.000	0.000	0.124	-	-	0.000	0.000	0.000	0.130	-	-				0.013	
1.400	0.000	0.000	0.000	0.008	-	-	0.000	0.000	0.000	0.013	-	5				0.000	0.000	0.000	0.208	-	-	0.000	0.000	0.000	0.211	-	-				0.014	
1.500	0.000	0.000	0.000	0.002	-	-	0.000	0.000	0.000	0.005	-	-				0.000	0.000	0.000	0.302	-	-	0.000	0.000	0.000	0.303	-	-				0.015	
1.600	0.000	0.000	0.000	0.001	-	-	0.000	0.000	0.000	0.002	-	-				0.000	0.000	0.000	0.400	-	-	0.000	0.000	0.000	0.400	-	-				0.016	
1.700	0.000	0.000	0.000	0.001	-	-	0.000	0.000	0.000	0.001	-	-				0.000	0.000	0.000	0.500	-	-	0.000	0.000	0.000	0.500	-	-				0.017	
1.800	0.000	0.000	0.000	0.001	-	-	0.000	0.000	0.000	0.001	-	-				0.000	0.000	0.000	0.600	-	-	0.000	0.000	0.000	0.600	-	-				0.018	
1.900	0.000	0.000	0.000	0.001	-	-	0.000	0.000	0.000	0.001	-	-				0.000	0.000	0.000	0.700	-	-	0.000	0.000	0.000	0.700	-	-				0.019	
2.000	0.000	0.000	0.000	0.001	-	-	0.000	0.000	0.000	0.001	-	-				0.000	0.000	0.000	0.800	-	-	0.000	0.000	0.000	0.800	-	-				0.020	
2.200	0.000	0.000	0.000	0.001	-	-	0.000	0.000	0.000	0.001	-	-				0.000	0.000	0.000	1.00	-	-	0.000	0.000	0.000	1.00	-	-				0.022	
2.400					-	-	0.000	0.000	0.000	0.001	-	-									-	-	0.000	0.000	0.000	1.20	-	-				0.024
Totals:					0	0					0	5	0	0					0	0						0	0	0	0	0		
Number of Trades:					0						0		0						0.00							0		0				

PPC (CR)

(Contract Size: 100 Securities, Exercise Style: American, Physical Delivery)

Call Options														Put Options																			
May 2022							June 2022							Other Months		May 2022							June 2022							Other Months		Exercise Price	
Open price	Price max	Price min	Last price	Closing price	Volume	Open Interest	Open price	Price max	Price min	Last price	Closing price	Volume	Open Interest	Volume	Open Interest	Open price	Price max	Price min	Last price	Closing price	Volume	Open Interest	Open price	Price max	Price min	Last price	Closing price	Volume	Open Interest	Volume	Open Interest		
4.400	0.000	0.000	0.000	1.99	-	-	0.000	0.000	0.000	2.00	-	-				0.000	0.000	0.000	0.001	-	-	0.000	0.000	0.000	0.001	-	-				0.044		
4.800	0.000	0.000	0.000	1.59	-	-	0.000	0.000	0.000	1.60	-	-				0.000	0.000	0.000	0.001	-	-	0.000	0.000	0.000	0.003	-	-				0.048		
5.200	0.000	0.000	0.000	1.19	-	-	0.000	0.000	0.000	1.22	-	-				0.000	0.000	0.000	0.001	-	-	0.000	0.000	0.000	0.016	-	-				0.052		
5.600	0.000	0.000	0.000	0.794	-	-	0.000	0.000	0.000	0.860	-	-				0.000	0.000	0.000	0.001	-	-	0.000	0.000	0.000	0.059	-	-				0.056		
6.000	0.000	0.000	0.000	0.419	-	5	0.000	0.000	0.000	0.558	-	-				0.000	0.000	0.000	0.026	-	-	0.000	0.000	0.000	0.156	-	-				0.060		
6.400	0.000	0.000	0.000	0.146	-	-	0.000	0.000	0.000	0.327	-	31				0.000	0.000	0.000	0.153	-	-	0.000	0.000	0.000	0.325	-	-				0.064		
6.800	0.000	0.000	0.000	0.029	-	20	0.000	0.000	0.000	0.176	-	63				0.000	0.000	0.000	0.437	-	1	0.000	0.000	0.000	0.574	-	-				0.068		
7.200	0.000	0.000	0.000	0.003	-	150	0.100	0.100	0.100	0.100	0.100	4	-			0.000	0.000	0.000	0.812	-	-	0.000	0.000	0.000	0.884	-	-				0.072		
7.600	0.000	0.000	0.000	0.005	-	-	0.000	0.000	0.000	0.038	-	-				0.000	0.000	0.000	1.21	-	-	0.000	0.000	0.000	1.24	-	-				0.076		
8.000	0.000	0.000	0.000	0.001	-	188	0.000	0.000	0.000	0.015	-	22				0.000	0.000	0.000	1.61	-	-	0.000	0.000	0.000	1.62	-	-				0.080		
8.400	0.000	0.000	0.000	0.001	-	41	0.000	0.000	0.000	0.006	-	-				0.000	0.000	0.000	2.01	-	-	0.000	0.000	0.000	2.01	-	-				0.084		
8.800	0.000	0.000	0.000	0.001	-	3	0.000	0.000	0.000	0.002	-	7				0.000	0.000	0.000	2.41	-	-	0.000	0.000	0.000	2.41	-	-				0.088		
9.200	0.000	0.000	0.000	0.001	-	7	0.000	0.000	0.000	0.001	-	10				0.000	0.000	0.000	2.81	-	-	0.000	0.000	0.000	2.81	-	-				0.092		
9.600	0.000	0.000	0.000	0.003	-	-	0.000	0.000	0.000	0.001	-	-				0.000	0.000	0.000	3.21	-	-	0.000	0.000	0.000	3.21	-	-				0.096		
10.000	0.000	0.000	0.000	0.001	-	-	0.000	0.000	0.000	0.001	-	-				0.000	0.000	0.000	3.61	-	-	0.000	0.000	0.000	3.61	-	-				0.100		
11.000	0.000	0.000	0.000	0.001	-	-	0.000	0.000	0.000	0.001	-	-				0.000	0.000	0.000	4.61	-	-	0.000	0.000	0.000	4.61	-	-				0.110		
12.000	0.000	0.000	0.000	0.001	-	-	0.000	0.000	0.000	0.001	-	-				0.000	0.000	0.000	5.61	-	-	0.000	0.000	0.000	5.61	-	-				0.120		
13.000					-	-	0.000	0.000	0.000	0.001	-	-									-	-	0.000	0.000	0.000	6.61	-	-				0.130	
14.000					-	-	0.000	0.000	0.000	0.001	-	-									-	-	0.000	0.000	0.000	7.61	-	-				0.140	
15.000					-	-	0.000	0.000	0.000	0.001	-	-									-	-	0.000	0.000	0.000	8.61	-	-				0.150	
16.000					-	-	0.000	0.000	0.000	0.001	-	-									-	-	0.000	0.000	0.000	9.61	-	-				0.160	
Totals:					0	414					4	133	0	0							0	1										0	0
Number of Trades:					0						1		0								0.00										0		

Lending Products	Underlying Title	Open Interest[5]	Multilateral Transactions[1]				Bilateral Transactions[2]		Stock Borrowing through OTC (volume)[3]
			Volume(Offered)	Average Weighted	Transactions volume	Average Weighted	Transactions Volume	Average Weighted	Transactions Volume
ADMIEBOR	ADMIE (IPTO) HOLDING S.A. (CR)	7,410	---	---	---	---	---	1,985,144	
AEGNBOR	AEGEAN AIRLINES (CR)	7,993	---	---	---	---	---	21,619	
ALPHABOR	ALPHA SERVICES HOLD (CR)	631	---	---	---	---	---	60,457,776	
ALMYBOR	ALUMIL (CR)	---	---	---	---	---	---	---	
EEEBOR	CC HBC AG (CR)	---	---	---	---	---	---	70,546	
CENERBOR	CENERGY HOLDINGS (CB)	---	---	---	---	---	---	---	
ELLAKTORBOR	ELLAKTOR (CR)	11,000	---	---	---	---	---	6,870	
ELHABOR	ELVALHALCOR (CR)	27,290	---	---	---	---	---	64,887	
EUROBBOR	EUROBANK HOLDINGS (CR)	120,000	---	---	---	---	---	41,919,072	
EYDAPBOR	EYDAP S.A. (CR)	10,213	---	---	---	---	---	642,239	
FFGRPBOR	FOLLI FOLLIE (CR)	---	---	---	---	---	---	900,530	
FOYRKBOR	FOURLIS (CR)	---	---	---	---	---	---	47,250	
GEKTERNABOR	GEK TERNA (CR)	---	---	---	---	---	---	19,345	
SARBOR	GR. SARANTIS S.A. (CR)	---	---	---	---	---	---	7,577	
EXAEBOR	HELLENIC EXCHANGES-A.S.E. (CR)	---	---	---	---	---	---	204,631	
ELPEBOR	HELLENIC PETROLEUM (CR)	18,939	---	---	500	2.65%	---	170,151	
INTRKBOR	INTRACOM HOLDINGS (CR)	6,000	---	---	---	---	---	---	
BELABOR	JUMBO SA (CR)	71,339	---	---	---	---	---	695,175	
LAMDABOR	LAMDA DEVELOPMENT SA (CR)	961	---	---	---	---	---	54,808	
MIGBOR	MARFIN INVESTMENT GROUP (CR)	---	---	---	---	---	---	794,474	
MOHBOR	MOTOR OIL (CR)	1,353	---	---	---	---	---	489,512	
MYTILBOR	MYTILINEOS (CR)	1,296	---	---	---	---	---	495,582	
ETEBOR	NATIONAL BANK (CR)	18,000	---	---	---	---	---	5,861,100	
OPAPBOR	OPAP (CR)	18,000	---	---	---	---	---	1,325,723	
HTOBOR	OTE (CR)	96,180	---	---	15,886	2.65%	13,000	0.01%	1,327,463
PPABOR	P.P.A. S.A. (CR)	1,564	---	---	---	---	---	66,287	
TPEIRBOR	PIRAEUS FINANCIAL HOLD (CR)	8,000	---	---	---	---	---	3,622,759	
PLAISBOR	PLAISIO COMPUTERS SA (CR)	---	---	---	---	---	---	100	
PPCBOR	PPC (CR)	24,478	---	---	---	---	---	2,008,662	
QUALBOR	QUALITY & RELIABILITY SA (CR)	---	---	---	---	---	---	---	
QUESTBOR	QUEST HOLDINGS (CR)	---	---	---	---	---	---	96,606	

Stock Lending Notes

[1] - Multilateral contracts Lending or Borrowing as per Methods 8-1, 8-2 and 8-3-3 (According to ATHEX BoD Resolution No.17)

[2] - Bilateral Contracts Lending or Borrowing as per Methods 8-3-1 and 8-3-2 (According to ATHEX BoD Resolution No.20)

[3] - The information concerning OTC Stock Borrowing Transactions is based on the statements of the Dematerialised Securities System (DSS) operators involved and refers to volumes that have been registered up until the previous working day.

[4] - Average Price (Volume weighted)

[5] - The Data concerning Open Interest before the start of trading session

Lending Products	Underlying Title	Open Interest[5]	Multilateral Transactions[1]				Bilateral Transactions[2]		Stock Borrowing through OTC (volume)[3]	
			Volume(Offered)	Average Weighted	Transactions volume	Average Weighted	Transactions Volume	Average Weighted	Transactions Volume	
TENERGYBOR	TERNA ENERGY (CR)	---	---	---	---	---	---	---	33,850	
TITCBOR	TITAN CEMENT (CB)	500	---	---	---	---	---	---	222,092	
VIOBOR	VIOHALCO SA/NV (CB)	14,147	---	---	---	---	---	---	---	

Stock Lending Notes

[1] - Multilateral contracts Lending or Borrowing as per Methods 8-1, 8-2 and 8-3-3 (According to ATHEX BoD Resolution No.17)

[2] - Bilateral Contracts Lending or Borrowing as per Methods 8-3-1 and 8-3-2 (According to ATHEX BoD Resolution No.20)

[3] - The information concerning OTC Stock Borrowing Transactions is based on the statements of the Dematerialised Securities System (DSS) operators involved and refers to volumes that have been registered up until the previous working day.

[4] - Average Price (Volume weighted)

[5] - The Data concerning Open Interest before the start of trading session

Sectors codification for listed companies

12003-	ETF	10101010	Computer Services
10101015	Software	10102030	Computer Hardware
15101010	Telecommunications Equipment	15102015	Telecommunications Services
20101010	Health Care Facilities	20101025	Health Care Services
20102010	Medical Equipment	20103015	Pharmaceuticals
30101010	Banks	30202000	Diversified Financial Services
30202010	Asset Managers & Custodians	30202015	Investment Services
30204000	Closed End Investments	30302010	Full Line Insurance
30302015	Insurance Brokers	30302025	Property and Casualty Insurance
35101010	Real Estate Holding and Development	35101015	Real Estate Services
35102000	Diversified REITs	35102030	Office REITs
40201040	Rental & Leasing Services: Consumer	40202010	Home Construction
40202015	Household Furnishings	40202020	Household Appliance
40203040	Electronic Entertainment	40203045	Toys
40204020	Clothing & Accessories	40301010	Entertainment
40301030	Publishing	40301035	Radio & TV Broadcasters
40401010	Diversified Retailers	40401020	Apparel Retailers
40401025	Home Improvement Retailers	40401030	Specialty Retailers
40501010	Airlines	40501015	Travel & Tourism
40501020	Casinos & Gambling	40501025	Hotels & Motels
45101015	Distillers & Vintners	45101020	Soft Drinks
45102010	Farming Fishing Ranching & Plantations	45102020	Food Products
45103010	Tobacco	45201010	Food Retailers & Wholesalers
45201020	Personal Products	50101010	Construction
50101020	Building Roof/Wallboard and Plumbing	50101030	Cement
50101035	Building Materials: Other	50202010	Electrical Components
50203000	Diversified Industrials	50203015	Plastics
50203030	Containers & Packaging	50204000	Machinery: Industrial
50204020	Machinery: Construction & Handling	50205010	Industrial Suppliers
50205020	Back Office Support HR & Consulting	50205030	Forms & Bulk Printing Services
50206015	Commercial Vehicles & Parts	50206030	Marine Transportation
50206060	Transportation Services	55101000	Diversified Materials
55101020	Textile Products	55102000	General Mining
55102010	Iron & Steel	55102015	Metal Fabricating
55102035	Aluminum	60101020	Oil Refining and Marketing
65101010	Alternative Electricity	65101015	Conventional Electricity
65102030	Water		



ATHEX
Athens Stock Exchange

Λεωφ. Αθηνών 110 104 42 Αθήνα
110, Athinon Ave. GR 104 42 Athens
tel. (+30)210-33.66.800, fax (+30)210-33.66.101
www.athexgroup.gr