

22

**Ημερήσιο Δελτίο  
Συναλλακτικής Δραστηριότητας**

Daily Official List  
of Trading Activity

Thursday, 12 May, 2022

Year: 143 Trading Day No: 86



**ATHEXGROUP**  
Athens Exchange Group

**Disclaimer:**

Hellenic Exchanges-Athens Stock Exchange S.A endeavours to ensure that the data and other material ("Information") presented on the Daily Official List are accurate and complete, but it is not liable for any errors or omissions of data or /and for the accuracy, credibility, updating and completeness of the aforesaid information nor it has any liability arising directly or indirectly from the use of the above Information.

The Company is not liable for the accuracy of the data included in listed companies' announcements. Only the sender of such an announcement is fully and solely liable for any infringement of third party's rights from the content of such announcement. All contents of the Daily Official List are provided only for information purposes and do not constitute investment advice or solicitation to invest in securities or other products listed for trading on the Exchange.

You acknowledge and agree that the Company is the owner of any property rights related to any Information appearing on the Daily Official List including intellectual property rights copyright, trademarks, etc.

The above data are a property of the Hellenic Exchanges-Athens Exchange and are copyright protected. Users are forbidden to reproduce, modify, copy, sale, transmit or redistribute, by all reproduction means and methods, part or the whole of the above data, without reference to their source.

The commercial exploitation of these data is, also, forbidden by third parties. Hellenic Exchanges-Athens Exchange does not carry any responsibility, direct or indirect, derived from usage or accidental alteration of the above data when used by third parties.

---

**Hellenic Exchanges – Athens Stock Exchange S.A.**

110 Athinon Ave., 10442 Athens, Tel: (210) 33.66.800, Fax: (210) 32.13.938

[www.athexgroup.gr](http://www.athexgroup.gr)

---

**Thessalonica Stock Exchange Center (T.S.E.C)**

16-18 Katouni Str., Thessalonica 546 25 Tel: (2310) 567.667, Fax: (2310) 530.545

---

**Athex Members Guarantee Fund**

14-16 Fidiou Str., Athens 106 78, Tel: (210) 33.04.682, Fax: (210) 33.04.155

---

**Hellenic Republic Capital Market Commission**

1 Kolokotroni Str. & 1 Stadiou Str., Athens 10562 Tel: (210) 33.77.100 Fax: (210) 33.77.173

---

**Table of Contents**

---

**Section 1: Statistical Figures of Securities, Derivatives and Lending**

Summary of Markets

Athex Indices

Analytic Figures for Athex Market's Boards and Categories

Trading Details by Athex Sectors and Financial Instruments (ETFs)

Top 10 best &amp; worst performing Shares

Derivatives Summary

**Section 2: Analytic Figures of Shares Transactions**

Analytic Figures of Shares Transactions

Shares' Notes

**Section 3: Figures of Securities Transactions**

Securities Blocks Details

Shares Rights Details

Stock Borrowing

Forced Sales Details

Forced Sales Registered Shares

Exchange Traded Funds (ETFs) Characteristics

**Section 5: Bonds traded in Fixed Income Assets Market**

Convertible Corporate Bonds - Regulated Market

Non Convertible Corporate Bonds - Regulated Market

Government Bonds

Treasury Bills &amp; Zero Coupon Government Bonds

Government Bonds Traded with the Open Outcry Method

State Banks Bonds

**Section 6: Additional Infos**

Athex &amp; ATHEXClear Members List

List of Stocks under Market Making operations

**Section 7: Derivatives Market Analytic Figures**

Index Futures

Stock Futures

Index Options

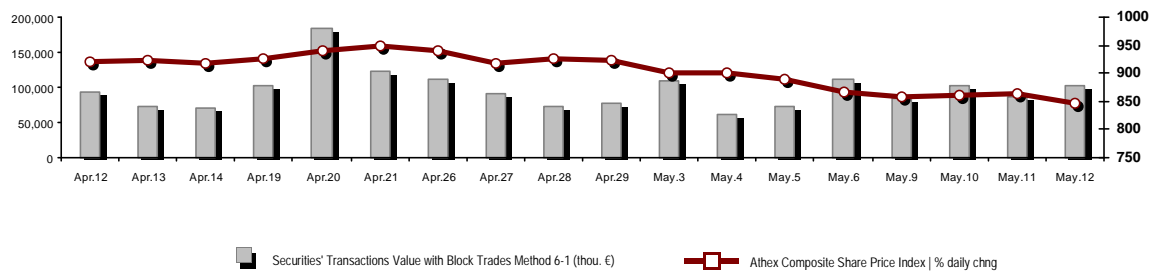
Stock Options

Stock Lending Analytic Figures

**Appendix A: Sectors codification for listed companies**

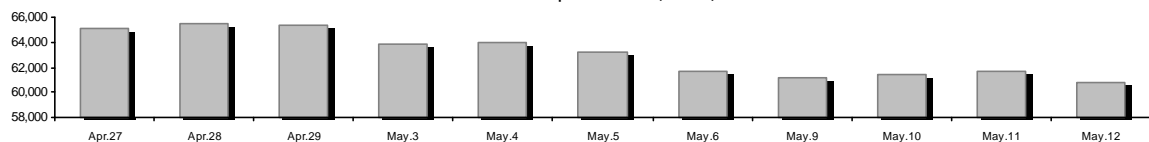
## Summary of Markets

Athex Composite Share Price Index vs Shares and Derivatives Transactions Value

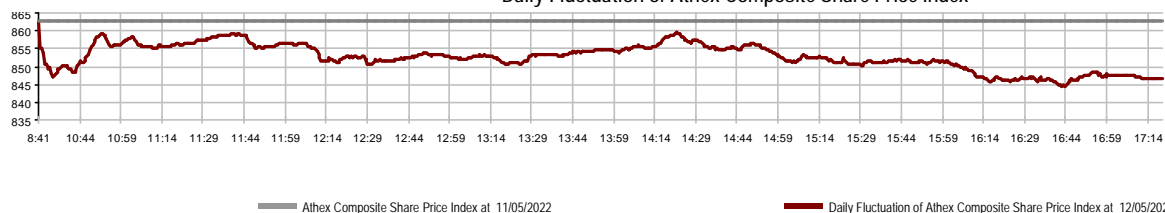


Athex Capitalisation (mill. €) **:	60,752.42		Derivatives Total Open Interest	329,570
Daily change: mill. €   %	-871.36	-1.41%	in Index Futures   % daily chng	3,581 7.44%
Yearly Avg Capitalisation: mill. €   % chng prev year Avg	65,714.75	7.93%	in Stock Futures   % daily chng	323,510 1.97%
Athex Composite Share Price Index   % daily chng	846.46	-1.88%	in Index Options   % daily chng	1,075 4.78%
Athex Composite Share Price Index Capitalisation (mill. €)	55,072.52		in Stock Options   % daily chng	1,404 12.77%
Daily change (mill. €)	-799.74			
Securities' Transactions Value with Block Trades Method 6-1 (t)	101,422.24		Derivatives Contracts Volume:	38,532
Daily change: %	15,590.23	18.16%	Daily change: pieces   %	2,868 8.04%
YTD Avg Trans. Value: thou. €   % chng prev year Avg	89,808.97	28.57%	YTD Avg Derivatives Contracts % chng prev year Avg	40,469 -15.10%
Blocks Transactions Value of Method 6-1 (thou. €)	5,254.83		Derivatives Trades Number:	2,848
Blocks Transactions Value of Method 6-2 & 6-3 (thou. €)	149.70		Daily change: number   %	273 10.60%
Bonds Transactions Value (thou.€)	1,446.19		YTD Avg Trades number % chng prev year Avg	2,364 11.74%
Securities' Transactions Volume with Block Trades Method 6-1 (tho)	44,019.78		Lending Total Open Interest	465,294
Daily change: thou. pieces   %	8,637.24	24.41%	Daily change: pieces   %	36,978 8.63%
YTD Avg Volume: % chng prev year Avg	36,541.95	6.86%	Lending Volume (Multilateral/Bilateral)	9,000
Blocks Transactions Volume of Method 6-1 (thou. Pieces)	2,846.33		Daily change: pieces   %	-22,978
Blocks Transactions Volume of Method 6-2 & 6-3 (thou. Pieces)	22.48		Multilateral Lending	9,000
Bonds Transactions Volume	1,534,000		Bilateral Lending	0
Securities' Trades Number with Block Trades Method 6-1	47,208		Lending Trades Number:	6
Daily change: number   %	6,936	17.22%	Daily change: %	-4
YTD Avg Trades number % chng prev year Avg	35,966	20.16%	Multilateral Lending Trades Number	6
Number of Blocks Method 6-1	8		Bilateral Lending Trades Number	0
Number of Blocks Method 6-2 & 6-3	1			
Number of Bonds Transactions	152			

Athex Capitalisation (mill. €) \*\*



Daily Fluctuation of Athex Composite Share Price Index



## Athex Indices

Index name	12/05/2022	11/05/2022	pts.	%	Min	Max	Year min	Year max	Year change
Athex Composite Share Price Index	846.46 €	862.66	-16.20	-1.88%	844.53	862.66	788.83	973.27	-5.25% €
Athex ESG Index	955.61 €	975.50	-19.89	-2.04%	952.57	975.50	888.47	1,131.24	-5.71% €
FTSE/Athex Large Cap	2,031.99 €	2,072.22	-40.23	-1.94%	2,025.04	2,072.22	1,884.54	2,384.15	-5.44% €
FTSE/Athex Mid Cap Index	1,369.34 €	1,410.94	-41.60	-2.95%	1,361.54	1,410.94	1,361.54	1,615.19	-8.22% €
FTSE/ATHEX-CSE Banking Index	413.58 €	432.29	-18.71	-4.33%	411.00	432.29	382.96	569.66	-4.95% €
FTSE/ATHEX High Dividend Yield Index	2,924.34 €	2,940.29	-15.95	-0.54%	2,902.25	2,956.08	2,762.75	3,292.03	-5.79% €
FTSE/ATHEX Global Traders Index Plus	2,337.56 €	2,375.06	-37.50	-1.58%	2,326.67	2,376.37	2,205.66	2,584.55	-1.51% €
FTSE/ATHEX Mid & Small Cap Factor-Weighted Ind	4,431.25 €	4,525.51	-94.26	-2.08%	4,414.56	4,525.51	4,269.17	5,109.62	-5.08% €
ATHEX Select Index Plus	3,062.81 €	3,145.88	-83.07	-2.64%	3,047.09	3,145.88	2,990.50	3,578.04	-9.52% €
ATHEX Select Index	4,252.74 €	4,361.84	-109.10	-2.50%	4,221.55	4,361.84	4,076.44	4,953.99	-7.29% €
FTSE/Athex Market Index	491.72 €	499.11	-7.39	-1.48%	490.35	499.20	457.78	586.15	-8.28% €
Athex Composite Index Total Return Index	1,458.03 €	1,485.88	-27.85	-1.87%	1,454.70	1,485.88	1,356.45	1,673.61	-4.90% €
FTSE/Athex Large Cap Total Return	3,168.98 €	3,231.72	-62.74	-1.94%			2,944.22	3,702.87	-5.18% €
FTSE/Athex Mid Cap Total Return	1,773.92 €	1,826.33	-52.41	-2.87%			1,773.92	2,064.38	-7.48% €
FTSE/ATHEX-CSE Banking Total Return Index	356.08 €	372.19	-16.11	-4.33%			337.43	485.90	-4.96% €
Hellenic Mid & Small Cap Index	1,283.23 €	1,316.26	-33.03	-2.51%	1,278.58	1,316.26	1,243.70	1,451.84	-6.54% €
FTSE/Athex Banks	546.44 €	571.15	-24.71	-4.33%	543.03	571.15	505.99	752.66	-4.96% €
FTSE/Athex Insurance	2,996.26 €	3,012.16	-15.90	-0.53%	2,996.26	3,012.16	1,994.86	3,171.11	50.20% #
FTSE/Athex Financial Services	697.92 €	722.40	-24.48	-3.39%	697.92	722.40	691.33	831.60	-6.83% €
FTSE/Athex Industrial Goods & Services	3,722.57 €	3,800.19	-77.62	-2.04%	3,691.14	3,800.19	3,365.52	4,306.76	-0.25% €
FTSE/Athex Retail	44.12 €	45.45	-1.33	-2.93%	43.63	45.54	43.63	57.51	-10.36% €
FTSE/ATHEX Real Estate	3,875.79 €	4,095.71	-219.92	-5.37%	3,875.13	4,095.71	3,875.13	5,179.83	-19.46% €
FTSE/Athex Consumer Goods & Services	8,090.84 #	8,074.10	16.74	0.21%	8,014.31	8,269.68	7,260.09	8,861.27	11.44% #
FTSE/Athex Food & Beverage	7,365.27 #	7,031.51	333.76	4.75%	6,983.64	7,366.79	6,627.16	12,058.75	-35.01% €
FTSE/Athex Basic Resources	6,190.76 €	6,469.88	-279.12	-4.31%	6,159.16	6,474.12	6,096.26	8,197.29	-16.32% €
FTSE/Athex Construction & Materials	2,943.96 €	3,020.78	-76.82	-2.54%	2,935.18	3,020.78	2,533.53	3,209.28	-1.17% €
FTSE/Athex Energy	3,916.22 €	3,930.89	-14.67	-0.37%	3,822.85	3,930.89	3,339.51	3,948.83	13.73% #
FTSE/Athex Travel & Leisure	2,071.57 €	2,100.18	-28.61	-1.36%	2,060.60	2,107.55	1,858.00	2,312.32	5.52% #
FTSE/Athex Technology	1,958.42 €	2,014.32	-55.90	-2.78%	1,926.53	2,014.32	1,912.15	2,347.72	-8.78% €
FTSE/Athex Telecommunications	4,960.68 €	5,008.06	-47.38	-0.95%	4,924.10	5,116.47	4,377.01	5,170.21	9.13% #
FTSE/Athex Utilities	4,274.09 €	4,378.44	-104.35	-2.38%	4,226.35	4,378.44	4,203.53	5,208.71	-17.02% €
FTSE/Athex Health Care	404.17 €	405.31	-1.14	-0.28%	401.91	406.44	384.93	611.35	-26.84% €
FTSE/Athex Personal Products	6,677.99 €	7,059.62	-381.63	-5.41%	6,677.99	7,059.62	6,553.86	8,868.58	-23.45% €
Athex All Share Index	213.19 €	216.22	-3.03	-1.40%	213.19	213.19	200.98	248.43	-7.33% €
Hellenic Corporate Bond Index	120.41 #	120.28	0.13	0.10%			119.78	127.89	-5.77% €
Hellenic Corporate Bond Price Index	88.98 #	88.89	0.09	0.10%			88.75	95.40	-6.72% €

Note 1: FTSE/Med 100, Hellenic Corporate Bond Price Index and Hellenic Corporate Bond Index closing prices refer to the previous trading day of 10/05/2022.

Note 2: The Hellenic Mid & Small Cap Index is a Customized index calculated by the Athens Exchange.

## Analytic Figures for Athex Market's Boards and Categories

	Total Traded Securities	Main Market	Surveillance	Exchange Traded Funds (ETFs)
Totals	123	113	9	1
Gain / Lose / Same:	11 / 99 / 13	11 / 91 / 11	0 / 7 / 2	0 / 1 / 0
Athex Capitalisation (mill. €) **	60,752.42	60,551.56	200.86	
Daily Average Trans/ons Value(thou.€)	89,808.97	89,641.24	219.83	14.56
Transactions Value	101,571.95	101,442.86	124.90	4.19
Main Board:	96,167.41	96,038.32	124.90	4.19
Blocks Board 6_2_3:	5,404.54	5,404.54	0.00	0.00
Forced Sales Board:	0.00	0.00	0.00	0.00
Special Terms Board:	0.00	0.00	0.00	0.00
Daily Average Transactions Volume	36,541,952	35,742,713	809,302	679
Transactions Volume	44,042,261	43,607,392	434,668	201
Main Board:	41,173,450	40,738,581	434,668	201
Blocks Board 6_2_3:	2,868,811	2,868,811	0	0
Forced Sales Board:	0	0	0	0
Special Terms Board:	0	0	0	0
Daily Average Number of Trades	35,966	35,707	257	3
Number of Trades	47,209	47,001	205	3
Main Board:	47,200	46,992	205	3
Blocks Board 6_2_3:	9	9	0	0
Forced Sales Board:	0	0	0	0
Special Terms Board:	0	0	0	0

## Trading Details by Athex Sectors and Financial Instruments (ETFs)

Code	Sectors	Gain / Lose / Same	Number of Trades	Transactions Volume	Transactions Value	% of Total Trans. Value
3010	- Banks	0 / 6 / 0	17,919	34,545,925	41,760,845.69	41.11%
5510	- Basic Resources	0 / 12 / 1	1,422	480,073	1,086,310.43	1.07%
5010	- Construction & Materials	1 / 11 / 2	2,425	1,924,999	4,339,051.68	4.27%
4020	- Consumer Products & Services	2 / 5 / 1	2,039	474,137	4,679,181.03	4.61%
6010	- Energy	0 / 2 / 2	1,949	449,239	5,851,268.74	5.76%
12000	- Financial Instruments	0 / 1 / 0	3	201	4,190.40	0.00%
3020	- Financial Services	1 / 2 / 0	575	981,316	384,680.82	0.38%
4510	- Food Beverage & Tobacco	2 / 2 / 3	1,092	150,570	2,698,671.76	2.66%
2010	- Health Care	0 / 3 / 0	52	9,916	10,483.66	0.01%
5020	- Industrial Goods & Service	2 / 14 / 1	5,163	1,058,692	9,473,869.64	9.33%
3030	- Insurance	1 / 1 / 0	27	7,492	34,824.22	0.03%
4030	- Media	0 / 1 / 0	56	81,504	31,149.36	0.03%
4520	- Personal Care, Drug & Grocery Stores	0 / 3 / 0	192	45,739	159,207.34	0.16%
3510	- Real Estate	0 / 7 / 2	1,546	429,594	1,948,261.37	1.92%
4040	- Retail	1 / 6 / 0	590	104,908	316,050.77	0.31%
1010	- Technology	1 / 10 / 0	1,317	344,408	841,911.81	0.83%
1510	- Telecommunications	0 / 2 / 0	3,149	671,184	12,043,860.70	11.86%
4050	- Travel & Leisure	0 / 7 / 0	2,663	774,092	6,029,756.71	5.94%
6510	- Utilities	0 / 4 / 1	5,030	1,508,272	9,878,371.63	9.73%

## Top 10 best &amp; worst performing Shares

## Main Market

With positive Price change	Closing price	change	With negative Price change	Closing price	change
TECHNICAL OLYMPIC SA (CR)	1.665	5.05% #	ATTICA BANK S.A. (CR)	0.105	-12.50% €
CC HBC AG (CR)	19.6	4.87% #	KIRIAKOULIS SHIPPING SA (CR)	1.005	-9.46% €
INTRAKAT (CR)	2.225	1.14% #	THRACE PLASTICS SA (CR)	4	-8.36% €
JUMBO SA (CR)	14.38	0.56% #	PETROPOULOS PETROS (CR)	6.26	-7.12% €
INTERLIFE G.C.I.(CR)	4.12	0.49% #	KEKROPS SA (CR)	1.3	-6.48% €
			REDS S.A. (CR)	1.96	-6.22% €
			GR. SARANTIS S.A. (CR)	6.5	-5.80% €
			AVE (CR)	0.378	-5.74% €
			LAMDA DEVELOPMENT SA (CR)	5.52	-5.72% €
			ALPHA SERVICES HOLD (CR)	0.9	-5.36% €
With the highest Transactions Value	Value (thou. €)	change	With the highest Transactions Volume	Volume	change
ALPHA SERVICES HOLD (CR)	15,702.60	-5.36% €	ALPHA SERVICES HOLD (CR)	17,126,278	-5.36% €
NATIONAL BANK (CR)	12,730.44	-3.90% €	EUROBANK HOLDINGS (CR)	7,984,756	-3.88% €
OTE (CR)	12,016.99	-0.95% €	PIRAEUS FINANCIAL HOLD (CR)	5,042,822	-4.00% €
MYTILINEOS (CR)	8,190.80	-1.69% €	NATIONAL BANK (CR)	3,973,972	-3.90% €
EUROBANK HOLDINGS (CR)	7,010.08	-3.88% €	ELLAKTOR (CR)	1,373,166	-0.71% €
PPC (CR)	6,899.65	-3.33% €	PPC (CR)	1,074,567	-3.33% €
PIRAEUS FINANCIAL HOLD (CR)	6,083.29	-4.00% €	MARFIN INVESTMENT GROUP (CR)	878,286	-4.83% €
OPAP (CR)	5,564.80	-1.20% €	OTE (CR)	668,227	-0.95% €
MOTOR OIL (CR)	4,933.84	0.00% -	MYTILINEOS (CR)	519,701	-1.69% €
JUMBO SA (CR)	4,326.13	0.56% #	OPAP (CR)	421,222	-1.20% €

Note: Stocks that are not included in the "Under Supervision" category, and the transactions value is more than 10,000 €.

## Derivatives Summary

	Number of Trades	Volume	Open Interest
<b>Index Futures</b>	<b>363</b>	<b>1,480</b>	<b>3,581</b>
FTSE/Athex Banks	0	0	0
FTSE/Athex Large Cap	363	1,480	3,581
<b>Stock Futures</b>	<b>2,465</b>	<b>36,863</b>	<b>323,510</b>
ADMIE (IPTO) HOLDING S.A. (CR)	12	56	4,792
ALPHA SERVICES HOLD (CR)	615	17,780	120,503
CC HBC AG (CR)	100	227	1,668
CENERGY HOLDINGS (CB)	32	197	10,093
ELLAKTOR (CR)	7	115	5,044
EUROBANK HOLDINGS (CR)	234	4,268	35,277
EYDAP S.A. (CR)	7	18	376
FOURLIS (CR)	49	106	2,768
GEK TERNA (CR)	48	229	6,274
HELLENIC EXCHANGES-A.S.E. (CR)	3	9	1,095
HELLENIC PETROLEUM (CR)	28	66	1,296
INTRACOM HOLDINGS (CR)	34	115	5,382
JUMBO SA (CR)	57	99	638
LAMDA DEVELOPMENT SA (CR)	71	227	6,308
MARFIN INVESTMENT GROUP (CR)	0	0	30,264
MOTOR OIL (CR)	35	102	1,137
MYTILINEOS (CR)	141	564	5,136
NATIONAL BANK (CR)	467	7,202	27,329
OPAP (CR)	30	97	1,211
OTE (CR)	62	224	1,163
P.P.A. S.A. (CR)	0	0	704
PIRAEUS FINANCIAL HOLD (CR)	125	3,374	28,606
PPC (CR)	206	1,214	14,386
TERNA ENERGY (CR)	47	226	4,308
TITAN CEMENT (CB)	11	27	902
VIOHALCO SA/NV (CB)	44	321	6,850
<b>Index Options</b>	<b>9</b>	<b>60</b>	<b>1,075</b>
FTSE/Athex Large Cap	9	60	1,075
<b>Stock Options</b>	<b>11</b>	<b>129</b>	<b>1,404</b>
ALPHA SERVICES HOLD (CR)	0	0	5
NATIONAL BANK (CR)	1	10	625
OPAP (CR)	0	0	128
OTE (CR)	0	0	92
PIRAEUS FINANCIAL HOLD (CR)	0	0	5
PPC (CR)	10	119	549
<b>Total Derivatives Traded</b>	<b>2,848</b>	<b>38,532</b>	<b>329,570</b>









## Daily Official List

Year: 143 Trading Day No: 86

## Section 2: Analytic Figures of Shares Transactions

Thursday, 12 May, 2022

Number of Outstanding Securities	Nominal Value	Dividends [1]			Date of Last Coupon		Note	Shares	Closing price	% change	Previous closing price/date	Open price	Price min	Price max	Last price	Avg price	Last Bid [7]	Last Ask [7]	P/E after tax	Year	Volume	Trades	Transactions Value[8]	Company Mkt Value (thou. €)	Year low	Year high	Sector[4]		
57,434,884	1.31	---	---	---	05/06/2008	12/06/2009	---	REDS S.A. (CR)	1.96	-6.22	€ 2.09	11/05/2022	2.06	1.96	2.11	1.96	2.094	500@1.97	600@2.00	---	---	18,528	22	38,794.08	112,572.37	1.78	2.38	35101010	
150,727,570	0.500	---	0.01	---	27/05/2021	10/06/2020	---	TRASTOR REAL EST. INV. CO.(CR)	1.21	-1.63	€ 1.23	11/05/2022	1.21	1.21	1.21	1.21	1.21	6000@1.21	1836@1.23	---	---	1,000	1	1,210.00	182,380.36	0.875	1.24	35102000	
15,300,000	0.300	---	---	---	30/07/2009	13/12/1999	---	ATTICA PUBLICATIONS SA (CR)	0.39	---	↔ 0.39	11/05/2022	---	---	---	---	2000@0.390	100@0.428	---	---	---	---	---	5,967.00	0.39	0.474	40301030		
15,000,000	0.300	---	---	---	06/07/2007	18/07/2000	---	DAIOS PLASTICS SA (CR)	3.24	---	↔ 3.24	11/05/2022	---	---	---	---	120@2.98	200@3.48	---	---	---	---	---	48,600.00	3.04	3.34	50203015		
2,760,000	11.83	9.4	9.4	---	05/07/2021	16/07/1990	---	KARELIA (CR)	276	---	↔ 276	11/05/2022	276	274	276	276	275.976	22@274.00	54@276.00	---	---	85	7	23,458.00	761,760.00	270	296	45103010	
6,700,000	0.800	0.191	0.179	---	22/12/2021	29/05/2014	---	MILLS KEPENOS (CR)	2.9	---	↔ 2.9	11/05/2022	2.7	2.7	2.86	2.86	2.845	14@2.70	184@2.88	29.31	2021	11	3	31.30	19,430.00	2.3	3.26	45102020	
21,364,000	1.12	---	---	---	29/07/2019	10/08/2005	---	LAMPSA HOTEL SA (CR)	20.8	-1.89	€ 21.2	11/05/2022	20.8	20.8	20.8	20.8	100@20.60	50@21.20	---	---	---	---	226	3	4,700.80	444,371.20	19	22	40501025
8,321,682	0.670	---	---	---	17/08/2007	23/11/1999	---	N. LEVENTERIS (CR)	0.3	---	↔ 0.3	11/05/2022	---	---	---	---	---	420@0.290	---	2021	---	---	---	---	3,101.45	0.26	0.4	50202010	
2,160,524	0.670	---	---	---	03/12/2018	23/11/1999	---	N. LEVENTERIS (PR)	0.28	---	↔ 0.28	11/05/2022	---	---	---	---	---	---	---	2021	---	---	---	---	3,101.45	0.26	0.348	50202010	
27,379,200	1.43	0.3654	---	---	03/07/2020	29/07/2021	---	CRETE PLASTICS SA (CR)	15.6	---	↔ 15.6	11/05/2022	16.4	16.4	16.4	16.4	16.4	117@15.50	100@15.90	---	---	5	1	82.00	427,115.52	15.3	19.9	50203015	
255,494,534	2.71	0.613	0.352	0.11	14/12/2021	30/09/2021	---	PRODEA (CR)	8.7	---	↔ 8.7	11/05/2022	7.85	7.85	7.85	7.85	7.85	20@7.90	20@8.10	---	---	71	2	557.35	2,222,802.45	7.5	9.45	35102000	
4,181,450	0.500	---	---	---	21/08/2000	05/03/2002	---	FLOUR MILLS SARANTOPOULOS SA	1.19	---	↔ 1.19	11/05/2022	---	---	---	---	---	---	301@1.16	---	---	---	---	---	4,975.93	1.19	1.69	45102020	

## Exchange Traded Funds (ETFs)

882,175	---	---	---	---	15/06/2016	---	---	ALPHA ETF FTSE Athex Large Cap	20.4	-3.77	€ 21.2	11/05/2022	20.85	20.4	20.85	20.4	20.848	2@20.00	125@20.85	---	---	201	3	4,190.40	---	19.15	23.98	12003
---------	-----	-----	-----	-----	------------	-----	-----	--------------------------------	------	-------	--------	------------	-------	------	-------	------	--------	---------	-----------	-----	-----	-----	---	----------	-----	-------	-------	-------

## Surveillance

356,314,416	0.060	---	---	---	07/07/2010	21/09/2017	5160	FRIGOGLASS SA (CR)	0.0855	-2.84	€ 0.088	11/05/2022	0.085	0.0845	0.0855	0.0855	0.085103884@0.086	35000@0.087	---	---	135,692	37	11,538.04	30,464.88	0.0845	0.192	50204000		
51,081,030	1.00	---	---	---	20/08/2007	03/09/2007	4912	LAVIPHARM SA (CR)	0.41	-4.65	€ 0.43	11/05/2022	0.41	0.41	0.41	0.41	0.41	2000@0.402	6291@0.408	---	---	5,870	8	2,406.70	20,943.22	0.36	0.74	20103015	
65,326,268	0.530	---	---	---	04/07/2007	19/07/2006	4750	SATO SA (CR)	0.029	---	↔ 0.029	11/05/2022	0.024	0.024	0.024	0.024	0.024	1634@0.025	3356@0.034	---	---	240	1	5.76	1,894.46	0.0235	0.08	40202015	
13,191,620	0.620	---	---	---	04/08/2010	09/09/2002	5232	YALCO - CONSTANTINOU (CR)	0.24	-7.69	€ 0.26	11/05/2022	0.24	0.24	0.24	0.24	0.24	63@0.240	1500@0.250	---	---	2,137	5	512.88	3,165.99	0.1	0.33	40202020	
13,000,000	1.00	---	---	---	01/08/2007	07/04/2000	5093	AKRITAS SA (CR)	0.5	---	↔ 0.5	11/05/2022	0.5	0.5	0.5	0.5	0.5	650@0.400	1@0.450	---	---	1,795	6	897.50	6,500.00	0.4	0.67	50101035	
221,519,681	0.300	---	---	---	02/07/2008	28/02/2011	4957	ANEK LINES SA (CR)	0.066	-8.97	€ 0.0725	11/05/2022	0.0705	0.065	0.0705	0.066	0.067	1000@0.060	626@0.068	---	---	39,990	24	2,691.60	14,963.50	0.06	0.0985	40501015	
312,163	0.300	---	---	---	02/07/2008	28/02/2011	4959	ANEK LINES SA (PR, issue '90)	0.072	---	↔ 0.072	11/05/2022	---	---	---	---	---	---	---	---	---	---	---	---	---	14,963.50	0.06	0.08	40501015
2,969,713	0.300	---	---	---	02/07/2008	28/02/2011	4958	ANEK LINES SA (PR, issue '96)	0.108	---	↔ 0.108	11/05/2022	---	---	---	---	---	---	137@0.108	---	---	---	---	---	---	14,963.50	0.0865	0.108	40501015
6,330,002	0.300	---	---	---	25/06/2002	15/03/2019	5162	VARVARESSOS (CR)	0.288	---	↔ 0.288	11/05/2022	---	---	---	---	---	---	600@0.344	---	2021	---	---	---	1,823.04	0.232	0.464	55101020	
17,579,754	4.16	---	---	---	18/08/2006	02/08/2010	---	BIOTER SA (CR)	0.42	---	↔ 0.42	11/05/2022	---	---	---	---	---	150@0.370	200@0.372	---	---	---	---	---	7,383.50	0.35	0.59	50101010	
4,968,600	2.88	---	---	---	01/07/1998	14/12/1998	5245	VIS SA (CR)	0.8	---	↔ 0.8	11/05/2022	---	---	---	---	---	100000@0.800	500@0.960	---	2021	---	---	---	3,974.88	0.8	1.05	50203030	
3,961,300	1.28	---	---	---	29/06/2004	03/08/2000	5248	DUROS SA (CR)	0.252	---	↔ 0.252	11/05/2022	---	---	---	---	---	2000@0.220	1000@0.268	---	2021	---	---	---	998.25	0.22	0.398	40204020	
51,754,364	0.300	---	---	---	23/12/2003	24/01/2007	5197	SELECTED TEXT. IND. ASSOC (CR)	0.166	-7.26	€ 0.179	11/05/2022	0.17	0.162	0.17	0.162	0.17	---	500@0.169	---	---	11,426	5	1,938.42	8,591.22	0.162	0.282	55101020	
152,261,721	0.300	---	---	---	30/05/2013	14/11/2007	5246	INTRALOT (CR)	0.44	-6.38	€ 0.47	11/05/2022	0.46	0.438	0.46	0.44	0.44357400@0.440	10000@0.442	---	---	---	---	232,219	111	102,787.79	66,995.16	0.438	0.755	40501020
7,125,216	0.650	---	---	---	01/07/2005	14/12/1999	4955	KRE.KA SA (CR)	0.15	---	↔ 0.15	11/05/2022	---	---	---	---	---	---	6500@0.150	---	2021	---	---	---	1,068.78	0.136	0.194	45102010	
15,842,391	1.51	---	---	---	15/07/2009	12/05/2000	5141	BITROS HOLDING SA (CR)	0.515	---	↔ 0.515	11/05/2022	---	---	---	---	---	300@0.414	3000@0.480	---	---	---	---	---	8,158.83	0.46	0.75	55102010	
24,319,250	0.300	---	---	---	09/07/2002	04/07/2007	5165	PROODEFTIKH SA (CR)	0.4	-2.44	€ 0.41	11/05/2022	0.4	0.4	0.4	0.4	0.4	1500@0.380	100@0.390	---	---	5,299	8	2,119.60	9,727.70	0.29	0.468	50101010	
28,438,268	0.300	---	---	---	21/08/2006	24/11/1999	5253	SPIROY AGRICULTURE SA (CR)	0.21	---	↔ 0.21	11/05/2022	---	---	---	---	---	1000@0.170	1670@0.208	---	---	---	---	---	5,972.04	0.179	0.256	45102010	
766,000	1.00	---	---	---	01/07/2004	11/12/2012	5193	TRIA ALFA SA (CR)	9.7	---	↔ 9.7	11/05/2022	---	---	---	---	---	---	25@7.80	75.44	2021	---	---	---	8,233.80	8.8	9.9	55101020	
245,000	1.00	---	---	---	19/07/2010	11/12/2012	5194	TRIA ALFA SA (PR)	3.28	---	↔ 3.28	11/05/2022	---	---	---	---	---	---	500@2.64	224@3.92	25.51	2021	---	---	---	8,233.80	2.5	4.32	55101020

## Suspension Status

5,867,311	0.300	---	---	---	11/08/2010	28/04/2017	5243	DIONIC (CR)	0.11	---	↔ 0.11	30/06/2020	---	---	---	---	---	---	---	---	---	---	---	---	---	645.40	0.11	0.11	50205010
-----------	-------	-----	-----	-----	------------	------------	------	-------------	------	-----	--------	------------	-----	-----	-----	-----	-----	-----	-----	-----	-----	-----	-----	-----	-----	--------	------	------	----------

Number of Outstanding Securities	Nominal Value	Dividends [1]			Date of Last Coupon		Note	Shares	Closing price	% change	Previous closing price/date	Open price	Price min	Price max	Last price	Avg price	Last Bid [7]	Last Ask [7]	P/E after tax	Year	Volume	Trades	Transactions Value[8]	Company Mkt Value (thou. €)	Year low	Year high	Sector[4]
		2019	2020	2021	Dividend [2]	Right																					
66,948,210	0.300	---	---	---	22/09/2015	22/09/2015	5179	FOLLI FOLLIE (CR)	4.8	---	4.8	24/05/2018	---	---	---	---	---	---	---	---	---	---	---	321,351.41	4.8	4.8	40401030
12,417,000	0.310	---	---	---	27/08/2019	28/08/2017	5233	MLS MULTIMEDIA SA (CR)	0.57	---	0.57	12/05/2020	---	---	---	---	---	---	---	---	---	---	---	7,077.69	0.57	0.57	10101015
33,301,715	0.320	---	---	---	27/06/2003	08/07/2009	5241	AEGEK (CR)	0.035	---	0.035	25/06/2020	---	---	---	---	---	---	---	---	---	---	---	1,165.56	0.035	0.035	50101010
4,737,503	0.320	---	---	---	22/06/2005	22/09/2015	5115	VARANGIS AVEPE S.A. (CR)	0.11	---	0.11	02/03/2022	---	---	---	---	---	---	---	---	---	---	---	521.13	0.11	0.11	40202015
77,126,446	0.340	---	---	---	23/05/2005	18/08/2011	5206	G.E. DIMITRIOU (CR)	0.0125	---	0.0125	30/04/2019	---	---	---	---	---	---	---	---	---	---	---	964.08	0.0125	0.0125	40202020
7,085,888	1.59	---	---	---	02/07/1996	06/09/2010	5216	ELVIEMEK (CR)	2.6	---	2.6	30/09/2019	---	---	---	---	---	---	---	---	---	---	---	18,423.31	2.6	2.6	35101010
25,179,640	0.600	---	---	---	08/08/1994	19/09/2000	5191	J.BOUTARIS & SON (CR)	0.026	---	0.026	01/10/2018	---	---	---	---	---	---	---	---	---	---	---	742.45	0.026	0.026	45101015
1,540,000	0.600	---	---	---	08/08/1994	19/09/2000	5192	J.BOUTARIS & SON (PR)	0.057	---	0.057	01/10/2018	---	---	---	---	---	---	---	---	---	---	---	742.45	0.057	0.057	45101015
7,734,375	1.00	---	---	---	09/07/2007	07/01/2011	5266	LIVANIS SA (CR)	0.185	---	0.185	03/05/2022	---	---	---	---	---	5419@0.148	---	---	---	---	---	1,430.86	0.136	0.2	40301030

## Shares' Notes

Code	Note text
( )	- Adjusted dividends.
*	- Last adjusted closing price.
[1]	- Net dividends.
[2]	- The "Date of Last Coupon" for New listings refers to the date company's stocks started to trade in Athex
[3]	- The Company Market Value is referred to the number of outstanding shares
[4]	- Sectors codification can be found in Appendix A
[5]	- The Market Value refers to the total number of shares listed (including their several classes) in the exchange by the company.
[6]	- P/E greater than 100
[7]	- Last view of the Order Book before the end of the trading session
[8]	- All Blocks Methods' Transactions Value are included.
4750	- Transfer to the Under Surveillance Category from 8/4/2011.
4912	- Transfer to the Surveillance Category as of 31/7/2012.
4955	- Transfer to the Surveillance Category as from 5/4/2013.
4957	- Transfer to the Surveillance Category as from 5/4/2013.
4958	- Transfer to the Surveillance Category as from 5/4/2013.
4959	- Transfer to the Surveillance Category as from 5/4/2013.
5093	- Transfer to the Surveillance Category as of 8/4/2015.
5115	- Transfer to the Surveillance Category as of 15/04/2016.
5141	- Transfer to the Surveillance Category as of 10/05/2017.
5160	- Transfer to the Surveillance Category as of 15/04/2016.
5162	- Transfer to the Under Supervision Category as of 21/12/2009.
5165	- Transfer to the Surveillance Category as of 15/02/2018.
5179	- Suspension of trading as of 25/05/2018.
5191	- Suspension of trading as of 02/10/2018.
5192	- Suspension of trading as of 02/10/2018.
5193	- Transfer to the Surveillance Category as of 25/10/2018.
5194	- Transfer to the Surveillance Category as of 25/10/2018.
5197	- Transfer to the Surveillance Category as of 07/11/2018.
5206	- Suspension of trading as of 02/05/2019.
5216	- Suspension of trading as of 01/10/2019.
5232	- Transfer to the Under Surveillance Category from 08/04/2011.
5233	- Suspension of trading as of 13/05/2020.
5241	- Suspension of trading as of 26/06/2020.
5243	- Suspension of trading as of 01/07/2020.
5245	- Transfer to the Surveillance Category as of 09/07/2020.
5246	- Transfer to the Surveillance Category as of 09/07/2020.
5248	- Transfer to the Surveillance Category as of 06/09/20116.
5253	- Transfer to the Surveillance Category as of 14/5/2021.
5266	- Suspension of trading as of 04/05/2022.

Securities Blocks Details

Securities	Block Volume	Price	Block Trade Value	Time of approval	Note
PPC (CR)	22,478	6.66	149,703.48	10:47:08	14
ALPHA SERVICES HOLD (CR)	1,000,000	0.935	935,200.00	10:58:43	20
NATIONAL BANK (CR)	300,000	3.26	977,700.00	10:58:45	20
ELLAKTOR (CR)	250,000	1.69	422,500.00	13:00:10	20
PIRAEUS FINANCIAL HOLD (CR)	200,000	1.19	238,800.00	15:36:39	20
MOTOR OIL (CR)	15,165	15.48	234,754.20	15:59:01	20
PIRAEUS FINANCIAL HOLD (CR)	994,621	1.20	1,193,545.20	16:05:59	20
JUMBO SA (CR)	21,570	14.50	312,765.00	16:21:13	20
JUMBO SA (CR)	64,977	14.46	939,567.42	17:12:02	20

Blocks Notes

- 9 - Method 6-1 / Special Fees
- 10 - Method 6-1 / Special Fees, SDS
- 14 - Method 6-3 / Settlement, Incomplete Buy and Sell
- 18 - Method 6-2 / SPOT 1
- 19 - Method 6-2 / SPOT 2
- 20 - Method 6-1 and Method 6-1 Same Day Settlement
- 21 - Other Pre-agreed

**Shares Rights Details**

Occured date	Exercise from	Exercise until	Trading until	Rights	Price min	Price max	Closing price	Last Bid	Last Ask	Volume	Trades	Transactions Value
--------------	---------------	----------------	---------------	--------	-----------	-----------	---------------	----------	----------	--------	--------	--------------------

No Rights Transactions.



---

### Forced Sales Details

---

Securities	Category of Security	Transactions Volume	Number of Trades	Transactions Value	Note
------------	----------------------	------------------------	---------------------	-----------------------	------

---

No Forced Transactions.

---

---

### Forced Sales Notes

---

- 1 - Compulsory Public Forced Sales
- 2 - Forced Sales of Fixed Registered Shares
- 3 - Forced Sales of Remaining Fractional Shares

## Exchange Traded Funds (ETFs) Characteristics

	Transactions Date (T)	Creation / Redemption	Units (T-1)	New Units (T-1)	Redemption Units (T-1)	Units (T) [1]	Fund Assets [2]	Net Unit Price	Dividend per Unit	Dividend Date
ALPHA ETF FTSE Athex Large Cap	12/05/2022	5,000	882,175	---	---	882,175	18,439,800.00	20.9027	0.71	01/07/2021

## ETFs Notes

[1] - Units (T) = Units (T-1) + New Units (T-1) - Redemption Units (T-1)

[2] - The Creation / Redemption Units of T-1 are included.

## Non Convertible Corporate Bonds - Regulated Market

Num Listed Bonds	Nominal price	Issue price	Today's Rate	Exp. Date	Duration (years)	Note	Coupon		Trading Unit	Corporate Bonds	Accrued Int.	Yield.T.Mat	Price min	Price max	Closing price	Previous closing price/date	Volume	Transactions Value	Last order		ear min	Year max		
							Common	Preferred											Price	Buy / Sell			Date	
300,000	1,000.00	1,000.00	2.30	14/12/2028	7	---	1	---	1	GEK TERNA S.A. (Non Convertible)	9.7750	4.5810	88.0101	88.5000	88.1000	88.5900	11/05/2022	8,000	7,138.00	88.0001	B	12/05/2022	88.0573	100.0000
320,000	1,000.00	1,000.00	3.40	21/07/2027	7	---	4	---	1	LAMDA DEVELOPMENT S.A. (Non Convertible)	10.8611	3.4540	98.5000	99.2000	98.8000	98.8000	11/05/2022	20,000	19,991.22	98.5000	B	12/05/2022	93.0000	102.0000
200,000	1,000.00	1,000.00	2.10	27/10/2027	7	---	4	---	1	O.P.A.P. S.A. (Non Convertible)	1.1083	2.8950	95.0000	97.0000	95.7500	98.0230	11/05/2022	53,000	51,226.81	95.0000	B	12/05/2022	95.0000	101.7500
200,000	1,000.00	1,000.00	1.90	23/03/2028	7	---	3	---	1	MOTOR OIL CORINTH REFINERIES SA (Non Convertible)	2.8500	3.1020	92.8000	94.0000	93.6195	93.5000	11/05/2022	76,000	71,367.44	92.8200	B	12/05/2022	93.3299	99.2000
100,000	1,000.00	1,000.00	2.70	25/05/2026	5	---	2	---	1	COSTAMARE PARTICIPATIONS PLC (Non Convertible)	12.9000	3.3610	97.3000	97.3000	97.3000	97.6610	11/05/2022	2,000	1,971.80	97.1500	B	12/05/2022	95.3065	102.0000
300,000	1,000.00	1,000.00	2.30	20/07/2028	7	---	2	---	1	PRODEA REIC S.A.(Non Convertible)	7.4111	4.6200	88.2600	89.2000	88.2805	88.7950	11/05/2022	431,000	386,437.09	88.2600	B	12/05/2022	88.2805	98.1000
150,000	1,000.00	1,000.00	2.65	22/10/2026	5	---	2	---	1	CPLP SHIPPING HOLDINGS PLC (Non Convertible)	1.4722	3.8850	94.5000	95.7500	95.0393	96.4500	10/05/2022	28,000	26,652.22	95.7000	B	12/05/2022	94.2138	100.0000
500,000	1,000.00	1,000.00	2.75	03/07/2027	7	---	4	---	1	GEK TERNA S.A. (Non Convertible)	10.1597	4.3420	92.1000	92.3000	92.2715	92.1000	11/05/2022	134,000	124,989.50	92.1000	B	12/05/2022	90.5000	99.0000
120,000	1,000.00	1,000.00	2.65	06/12/2028	7	---	1	---	1	NOVAL PROPERTY REIC (Non Convertible)	11.8514	4.3270	90.6307	94.1500	91.0634	93.9500	11/05/2022	77,000	72,075.72	90.1100	B	12/05/2022	91.0634	100.0000
175,000	1,000.00	1,000.00	3.40	26/07/2024	5	---	6	---	1	ATTICA HOLDINGS S.A. (Non Convertible)	10.3889	4.7180	96.3801	96.8000	96.4100	96.3810	11/05/2022	190,000	185,524.60	96.4100	B	12/05/2022	94.5217	99.4500
100,000	1,000.00	1,000.00	2.95	11/02/2027	5	---	1	---	1	SAFE BULKERS PARTICIPATIONS PLC (Non Convertible)	7.7028	4.4240	---	---	---	94.0110	10/05/2022	---	---	94.5000	B	12/05/2022	92.4344	100.0000
200,000	1,000.00	1,000.00	3.60	12/03/2026	7	---	7	---	1	AEGEAN AIRLINES S.A. (Non Convertible)	6.3000	4.0240	97.0000	97.0100	97.0084	97.0670	11/05/2022	67,000	65,418.10	96.5200	B	12/05/2022	95.8165	101.3000
150,000	1,000.00	1,000.00	2.60	22/10/2026	7	---	6	---	1	TERNA ENERGY FINANCE S.A. (Non Convertible)	1.4444	3.3940	96.0001	97.6700	96.0001	96.7120	11/05/2022	207,000	199,177.59	96.0000	B	12/05/2022	92.9810	99.9900
100,000	1,000.00	1,000.00	2.80	25/01/2027	5	---	1	---	1	PREMIA S.A. (Non Convertible)	8.6333	4.3420	93.7000	94.0000	93.7584	94.1850	11/05/2022	89,000	84,213.37	93.7000	B	12/05/2022	92.2001	99.5000
120,000	1,000.00	1,000.00	3.95	04/04/2025	7	---	9	---	1	GEK TERNA S.A. (Non Convertible)	4.6083	3.4030	99.9000	100.5000	99.9647	99.9970	11/05/2022	85,000	85,361.71	99.9000	B	12/05/2022	99.3357	103.2000
90,000	1,000.00	1,000.00	3.00	11/05/2023	5	---	9	---	1	CORAL A.E. (Non Convertible)	0.4167	1.9240	100.7500	100.8500	100.8346	99.3750	11/05/2022	13,000	13,113.92	100.8500	B	12/05/2022	99.3750	102.0000
20,148	1,000.00	1,000.00	4.95	26/06/2023	5	---	8	---	1	B&F COMM. & GARM. INDUS. S.A. (Non Convertible)	19.2500	3.7600	100.5000	100.5000	100.5000	100.4000	11/05/2022	8,000	8,194.00	100.5000	B	12/05/2022	99.0000	101.0000
250,000	1,000.00	1,000.00	2.45	16/11/2028	7	---	1	---	1	ELVALHALCOR S.A. (Non Convertible)	---	3.7180	92.8200	95.0000	93.0345	95.0000	11/05/2022	46,000	43,337.34	92.8200	B	12/05/2022	90.5001	100.2900

## Corporate Bonds Notes

Transactions Volume = (Pieces) \* (Nominal Price). Transactions Value = (Pieces) \* (Nominal Price) \* (price %) + (Accrued interest).

The price of a Bond is stated as a percentage (%) of Bond's Nominal Price.

Nominal Price in Euros (€), except if it is noted differently.

## Government Bonds

Number Listed Bonds	Nominal price	Today's Rate	Accrued Interest Calc	Exp. Date [1]	Duration (years)	Note	Coupons Date	Curr. coupon value	Trading Unit	Government Bonds	Price min	Price max	Closing price	Previous closing price/date	Volume	Transactions Value	Price	Last order Buy / Sell	Date
3,000,000	1,000.00	4.38	Actual/Actual	01/08/2022	5	---	01/08	4.38	1	GGB-FXD-010822-05Y-4.375-1.000	---	---	---	---	---	---	1.0000	B	28/11/2018
4,500,000	1,000.00	1.88	Actual/Actual	04/02/2035	15	---	04/02	1.88	1	GGB-FXD-040235-15Y-1.875-1.000	---	---	---	---	---	---	---	---	---
2,500,000	1,000.00	3.45	Actual/Actual	02/04/2024	5	---	02/04	3.45	1	GGB-FXD-020424-05Y-3.450-1.000	---	---	---	---	---	---	---	---	---
6,000,000	1,000.00	0.75	Actual/Actual	18/06/2031	10	---	18/06	0.75	1	GGB-FXD-180631-10Y-0.750-1.000	---	---	---	---	---	---	---	---	---
4,355,990,324	1.00	3.50	Actual/Actual	30/01/2023	5	---	01/02 - 31/01	3.50	1	GGB-FXD-300123-05Y-3.500-1.000	---	---	---	94.5720 13/07/2018	---	---	1.0000	B	28/11/2018
5,962,747,327	1.00	3.75	Actual/Actual	30/01/2028	10	---	/02 - 01/02 - 31/	3.75	1	GGB-FXD-300128-10Y-3.750-1.000	---	---	---	85.4610 13/07/2018	---	---	1.0000	B	28/11/2018
6,567,309,386	1.00	3.90	Actual/Actual	30/01/2033	15	---	/02 - 01/02 - 31/	3.90	1	GGB-FXD-300133-15Y-3.900-1.000	---	---	---	78.6730 13/07/2018	---	---	1.0000	B	28/11/2018
5,222,848,349	1.00	4.00	Actual/Actual	30/01/2037	19	---	/02 - 01/02 - 31/	4.00	1	GGB-FXD-300137-19Y-4.000-1.000	---	---	---	77.0370 13/07/2018	---	---	1.0000	B	28/11/2018
5,126,770,669	1.00	4.20	Actual/Actual	30/01/2042	24	---	/02 - 01/02 - 31/	4.20	1	GGB-FXD-300142-24Y-4.200-1.000	---	---	---	77.7640 13/07/2018	---	---	1.0000	B	28/11/2018
119,550,565	1.00	4.30	Actual/Actual	24/02/2023	11	---	24/02	4.30	1	GGB-FXD-240223-11Y-2.000-1.000	---	---	---	10.0000 22/06/2015	---	---	10.0000	B	11/07/2019
48,794,718	1.00	4.30	Actual/Actual	24/02/2024	12	---	24/02	4.30	1	GGB-FXD-240224-12Y-2.000-1.000	---	---	---	10.0000 22/06/2015	---	---	---	---	---
40,248,141	1.00	4.30	Actual/Actual	24/02/2025	13	---	24/02	4.30	1	GGB-FXD-240225-13Y-2.000-1.000	---	---	---	10.0000 22/06/2015	---	---	---	---	---
59,586,043	1.00	4.30	Actual/Actual	24/02/2026	14	---	24/02	4.30	1	GGB-FXD-240226-14Y-2.000-1.000	---	---	---	10.0000 22/06/2015	---	---	---	---	---
41,118,344	1.00	4.30	Actual/Actual	24/02/2027	15	---	24/02	4.30	1	GGB-FXD-240227-15Y-2.000-1.000	---	---	---	10.0000 22/06/2015	---	---	---	---	---
45,137,734	1.00	4.30	Actual/Actual	24/02/2028	16	---	24/02	4.30	1	GGB-FXD-240228-16Y-2.000-1.000	---	---	---	10.0000 22/06/2015	---	---	---	---	---
61,768,888	1.00	4.30	Actual/Actual	24/02/2029	17	---	24/02	4.30	1	GGB-FXD-240229-17Y-2.000-1.000	---	---	---	10.0000 22/06/2015	---	---	---	---	---
54,567,744	1.00	4.30	Actual/Actual	24/02/2030	18	---	24/02	4.30	1	GGB-FXD-240230-18Y-2.000-1.000	---	---	---	10.0000 22/06/2015	---	---	---	---	---
37,541,515	1.00	4.30	Actual/Actual	24/02/2031	19	---	24/02	4.30	1	GGB-FXD-240231-19Y-2.000-1.000	---	---	---	10.0000 22/06/2015	---	---	---	---	---
37,558,317	1.00	4.30	Actual/Actual	24/02/2032	20	---	24/02	4.30	1	GGB-FXD-240232-20Y-2.000-1.000	---	---	---	10.0000 22/06/2015	---	---	---	---	---
37,473,732	1.00	4.30	Actual/Actual	24/02/2033	21	---	24/02	4.30	1	GGB-FXD-240233-21Y-2.000-1.000	---	---	---	10.0000 22/06/2015	---	---	---	---	---
33,888,293	1.00	4.30	Actual/Actual	24/02/2034	22	---	24/02	4.30	1	GGB-FXD-240234-22Y-2.000-1.000	---	---	---	10.0000 22/06/2015	---	---	---	---	---
35,177,800	1.00	4.30	Actual/Actual	24/02/2035	23	---	24/02	4.30	1	GGB-FXD-240235-23Y-2.000-1.000	---	---	---	10.0000 22/06/2015	---	---	---	---	---
35,547,268	1.00	4.30	Actual/Actual	24/02/2036	24	---	24/02	4.30	1	GGB-FXD-240236-24Y-2.000-1.000	---	---	---	10.0000 22/06/2015	---	---	---	---	---
40,246,306	1.00	4.30	Actual/Actual	24/02/2037	25	---	24/02	4.30	1	GGB-FXD-240237-25Y-2.000-1.000	---	---	---	10.0000 22/06/2015	---	---	---	---	---
37,643,952	1.00	4.30	Actual/Actual	24/02/2038	26	---	24/02	4.30	1	GGB-FXD-240238-26Y-2.000-1.000	---	---	---	10.0000 22/06/2015	---	---	---	---	---
36,977,100	1.00	4.30	Actual/Actual	24/02/2039	27	---	24/02	4.30	1	GGB-FXD-240239-27Y-2.000-1.000	---	---	---	10.0000 22/06/2015	---	---	---	---	---
41,615,000	1.00	4.30	Actual/Actual	24/02/2040	28	---	24/02	4.30	1	GGB-FXD-240240-28Y-2.000-1.000	---	---	---	10.0000 22/06/2015	---	---	---	---	---
42,227,208	1.00	4.30	Actual/Actual	24/02/2041	29	---	24/02	4.30	1	GGB-FXD-240241-29Y-2.000-1.000	---	---	---	10.0000 22/06/2015	---	---	---	---	---
68,288,487	1.00	4.30	Actual/Actual	24/02/2042	30	---	24/02	4.30	1	GGB-FXD-240242-30Y-2.000-1.000	---	---	---	10.0000 22/06/2015	---	---	---	---	---
4,000,000	1,000.00	3.88	Actual/Actual	12/03/2029	10	---	12/03	3.88	1	GGB-FXD-120329-10Y-3.875-1.000	---	---	---	---	---	---	100.0000	B	15/10/2019
4,500,000	1,000.00	0.00	Actual/Actual	12/02/2026	5	---	12/02	0.00	1	GGB-FXD-120226-05Y-0.000-1.000	---	---	---	---	---	---	---	---	---
3,000,000	1,000.00	3.38	Actual/Actual	15/02/2025	7	---	15/02	3.38	1	GGB-FXD-150225-07Y-3.375-1.000	---	---	---	---	---	---	---	---	---
250,250	1,000.00	2.90	Actual/Actual	20/03/2023	4	---	20/03	2.90	1	GGB-FXD-200323-04Y-2.900-1.000	---	---	---	---	---	---	---	---	---
964,000	1,000.00	3.25	Actual/Actual	20/03/2025	6	---	20/03	3.25	1	GGB-FXD-200325-06Y-3.250-1.000	---	---	---	---	---	---	---	---	---

## Government Bonds Notes

Transactions Volume = (Pieces) \* (Nominal Price). Transactions Value = (Pieces) \* (Nominal Price) \* (price %) + (Accrued interest).

The Value of current coupon for the issues with NV 0.01 euro refers to NV 100 euros

FLR: Floating Interest Rate.

[1] - The Expiration Date of the interest bearing period and the Date for coupon payment.

## Government Bonds

Number Listed Bonds	Nominal price	Today's Rate	Accrued Interest Calc	Exp. Date [1]	Duration (years)	Note	Coupons Date	Curr. coupon value	Trading Unit	Government Bonds	Price min	Price max	Closing price	Previous closing price/date	Volume	Transactions Value	Price	Last order Buy / Sell	Date
2,100,000	1,000.00	3.55	Actual/Actual	20/03/2026	7	---	20/03	3.55	1	GGB-FXD-200326-07Y-3.550-1.000	---	---	---	---	---	---	---	---	---
40,000	1,000.00	0.22	FLR Actual/360	16/09/2022	1	---	16/03 - 16/09	---	1	GGB-FLT-160922-01Y-0.108-1.000	---	---	---	---	---	---	---	---	---
5,500,000	1,000.00	1.50	Actual/Actual	18/06/2030	10	---	18/06	1.50	1	GGB-FXD-180630-10Y-1.500-1.000	---	---	---	---	---	---	---	---	---
5,364,250	1,000.00	3.25	Actual/Actual	20/03/2050	30	---	20/03	3.25	1	GGB-FXD-200350-30Y-3.250-1.000	---	---	---	---	---	---	---	---	---
3,924,361	1,000.00	2.00	Actual/Actual	22/04/2027	7	---	22/04	2.00	1	GGB-FXD-220427-07Y-2.000-1.000	---	---	---	---	---	---	99.9000	B	22/04/2020
2,500,000	1,000.00	1.88	Actual/Actual	23/07/2026	7	---	23/07	1.88	1	GGB-FXD-230726-07Y-1.875-1.000	---	---	---	---	---	---	---	---	---
3,500,000	1,000.00	1.88	Actual/Actual	24/01/2052	30	---	24/01	1.88	1	GGB-FXD-240152-30Y-1.875-1.000	---	---	---	---	---	---	---	---	---
3,000,000	1,000.00	1.75	Actual/Actual	18/06/2032	10	---	18/06	1.75	1	GGB-FXD-180632-10Y-1.750-1.000	---	---	---	---	---	---	---	---	---

## Government Bonds Notes

Transactions Volume = (Pieces) \* (Nominal Price). Transactions Value = (Pieces) \* (Nominal Price) \* (price %) + (Accrued interest).

The Value of current coupon for the issues with NV 0.01 euro refers to NV 100 euros

FLR: Floating Interest Rate.

[1] - The Expiration Date of the interest bearing period and the Date for coupon payment.

## Treasury Bills &amp; Zero Coupon Government Bonds

Issue Date	13-Week Maturity									26-Week Maturity									52-Week Maturity								
	Exp. Date	Initial Rate	Num Listed Bonds	Nominal price	Issue price	Last Trade Price	Last Trade Date	Volume Traded	Note	Exp. Date	Initial Rate	Num Listed Bonds	Nominal price	Issue price	Last Trade Price	Last Trade Date	Volume Traded	Note	Exp. Date	Initial Rate	Num Listed Bonds	Nominal price	Issue price	Last Trade Price	Last Trade Date	Volume Traded	Note
11/06/2021	---	---	---	---	---	---	---	---	---	---	---	---	---	---	---	---	---	---	10/06/2022	-0.31	1,600,000	1,000.00	1,003.10	---	---	---	---
10/09/2021	---	---	---	---	---	---	---	---	---	---	---	---	---	---	---	---	---	---	09/09/2022	-0.31	1,000,000	1,000.00	1,003.14	---	---	---	---
10/12/2021	---	---	---	---	---	---	---	---	---	---	---	---	---	---	---	---	---	---	09/12/2022	-0.40	600,000	1,000.00	1,004.06	---	---	---	---
11/03/2022	---	---	---	---	---	---	---	---	---	---	---	---	---	---	---	---	---	---	10/03/2023	-0.23	1,000,000	1,000.00	1,002.30	---	---	---	---

Bonds in Circulation	Currency / Min nominal traded Value	Coupons Payment Date	Current Coupon Value	Note	Coupon	Trading Unit	Issue Date	Duration (years)	Today's Interest	A.I.C in days	Bonds	Last price of previous days		Last Outcry in Cash (euro)			Trades in Pieces	Life min	Life Max
												Price	Buy / Sell	Price	Buy / Sell	Date			
<b>Corporate Bonds in Foreign Currency and Euro</b>																			
103,746	GBP / 10	01/12	0.25	---	63	1	01/12/1930	98	2.5	360	National Mortgage Bank	2.27	05/02/1996	2.27	S	05/02/1996	---	2.27	2.27
0	GBP / 10	01/12	0.25	---	65	1	01/12/1928	100	2.5	360	National Mortgage Bank	---	---	---	---	---	---	---	---

## Government Bonds Notes

A.I.C: Accrued Interest Calculation base.

FLR: Floating Interest Rate.

The minimum tradeable Nominal Value for all Demeterialised Government Titles is 100 Euros.

(μφρ-0)

## Athex &amp; ATHEXClear Members List

Member Name				Stock Market			Derivatives Market		ATHEXClear Member	
	Address	Phone	Fax	Market Member	Remote Member	Market Maker	Proprietary	Market Maker	General Clearing	Direct Clearing
A. SARRIS SECURITIES S.A.				a						
6, ΔΡΑΓΑΤΣΑΝΙΟΥ 6 ΑΘΗΝΑ	2103367700									
AEONIC SECURITIES C.I.F. P.L.C.				a	a					
, ΛΑΪΟΥ 6, ΓΡ. 301B, ANNA COURT	35725337600									
ALPHA BANK S.A.									a	
, ΣΤΑΔΙΟΥ 40 ΑΘΗΝΑ	2103260000									
ALPHA FINANCE INVESTMENT SERVICES SINGLE MEMBER SA				a		a	a	a		a
5, ΜΕΡΛΙΝ 5 ΑΘΗΝΑ	2103677400									
ARGUS STOCKBROKERS LTD				a	a		a			
25, 25 ΛΕΩΦΟΡΟΣ ΔΗΜΟΣΘΕΝΗ ΣΕΒΕΡΗ	0035722717000									
ATLANTIC SECURITIES LTD				a	a					
37, ΠΡΟΔΡΟΜΟΥ 37	0035722445400									
AXON SECURITIES S.A.				a			a			
48, ΣΤΑΔΙΟΥ 48 ΑΘΗΝΑ	2103363800									
BETA SECURITIES S.A.				a		a	a			a
29, Α.ΑΛΕΞΑΝΔΡΑΣ 29 ΑΘΗΝΑ	2106478930									
BNP PARIBAS SECURITIES SERVICES									a	
2, ΛΑΜΨΑΚΟΥ 2 ΑΘΗΝΑ	2107468500									
BOFA SECURITIES EUROPE SA				a	a					
, 112 AVENUE KL'BER 75116	+33 153655555									
CAPITAL SECURITIES S.A.				a			a			
58, ΜΗΤΡΟΠΟΛΕΩΣ 58 ΑΘΗΝΑ	2103369700									
CFS SECURITIES INVESTMENT SERVICES S.A.				a						
3, ΠΑΠΑΡΡΗΓΟΠΟΥΛΟΥ 3 ΑΘΗΝΑ	2103360800									
CITIGROUP GLOBAL MARKETS EUROPE AG				a	a					
16, REUTERWEG 16 FRANKFURT	+49 691366-0									
CITIGROUP GLOBAL MARKETS LIMITED				a						
1, 33 CANADA SQUARE - CANARY WHARF	+44 02079864000									
CREDIT SUISSE BANK (EUROPE), S.A.				a	a					
, CALLE AYALA 42, 3A PLANTA-B MADRID	+34917916000									
CREDIT SUISSE SECURITIES (EUROPE) LIMITED				a						
1, ONE CABOT SQUARE LONDON	+44 2078888888									
CYCLOS SECURITIES S.A.				a			a			
39, ΠΑΝΕΠΙΣΤΗΜΙΟΥ 39 ΑΘΗΝΑ	2103364300									
DEUTSCHE BANK S.A.					a					
1, GREAT WINCHESTER STREET LONDON	+44 20 754 54209	00441133361437								
EUROBANK EQUITIES INVESTMENT FIRM S.A				a		a	a	a		a
, ΦΙΛΕΛΗΝΩΝ 10 & ΞΕΝΟΦΩΝΤΟΣ 13 ΑΘΗΝΑ	2103720425									
EUROBANK S.A.									a	
, ΟΘΩΝΟΣ 8 ΑΘΗΝΑ	2103337000									
EUROCORP INVESTMENT SERVICES S.A.				a			a			a
14, ΠΛ.ΦΙΛΙΚΗΣ ΕΤΑΙΡΕΙΑΣ 14 ΑΘΗΝΑ	2107263600									
EUROTRUST INVESTMENT FIRM SA				a						
113, ΣΕΒΑΣΤΟΥΠΟΛΕΩΣ 113 ΑΘΗΝΑ	2103363100									
EUROXX SECURITIES S.A.				a		a	a	a		a
7, ΠΑΛΑΙΟΛΟΓΟΥ ΧΑΛΑΝΔΡΙ	(210)-6879400	(210)-6879401								
7, ΠΑΛΕΟΛΟΓΟΥ ΧΑΛΑΝΔΡΙ	+30 2106879400	210-6879401								
G. A. PERVANAS SECURITIES- INVESTMENT SERVICES S.A.				a						
7-9, ΣΟΦΟΚΛΕΟΥΣ 7-9 ΑΘΗΝΑ	2103727200									
GLOBAL CAPITAL SECURITIES & FINANCIAL SERVICES LTD				a	a					
50, ΛΑΡΧΙΕΠΙΣΚΟΠΟΥ ΜΑΚΑΡΙΟΥ Γ50	0035722710710									
HELLENIC AMERICAN SECURITIES S.A.				a		a	a			a
27, ΑΝΔΡΕΑ ΠΑΠΑΝΔΡΕΟΥ 27 ΜΑΡΟΥΣΙ	2103311100									
HELLENIC BANK (INVESTMENTS) LTD					a					
, ΑVE.ΚΥΡΙΑΚΟΥ ΜΑΤΣΙ 31 - ΡΟ BOX 24747 NICOSIA	+357 22500100	357 22500110								
HSBC CONTINENTAL EUROPE									a	
109-111, Α.ΜΕΣΟΓΕΙΩΝ 109-111	2106960000									
INDEX SECURITIES S.A.				a						
6, ΔΡΑΓΑΤΣΑΝΙΟΥ 6 ΑΘΗΝΑ	2103213920									
J. CHR. MAVRIKIS SECURITIES S.A.				a						
5, ΣΟΦΟΚΛΕΟΥΣ 5 ΑΘΗΝΑ	2103216730									
ΚΑΡΡΑ SECURITIES S.A.				a			a			
15, ΒΑΛΑΩΡΙΤΟΥ 15 ΑΘΗΝΑ	2103678600									



## Athex &amp; ATHEXClear Members List

Member Name				Stock Market			Derivatives Market		ATHEXClear Member	
	Address	Phone	Fax	Market Member	Remote Member	Market Maker	Proprietary	Market Maker	General Clearing	Direct Clearing
KARAMANOF SECURITIES & INVESTMENT SERVICES S.A.				a						
2, ΠΛΑΤ.ΘΕΟΔΩΡΩΝ 2 ATHINA	2103212947									
LAIKI FINANCIAL SERVICES LTD					a					
26, AVE. VYRONOS NICOSIA	357 22367367	357 22718567								
LEON DEPOLAS SECURITIES S.A.				a		a	a			
1, ΧΡΗΣΤΟΥ ΛΑΔΑ 1 ATHINA	2103213276 -28									
MEGA EQUITY SECURITIES & FINANCIAL SERVICES PUBLIC LTD				a	a		a			
42-44, ΛΕΩΦ.ΓΡΙΒΑ ΔΙΓΕΝΗ 42-44	0035722711711									
MERIT SECURITIES S.A				a		a	a			a
5, ΣΟΦΟΚΛΕΟΥΣ 5 ATHINA	2103671880									
MERRILL LYNCH INTERNATIONAL				a						
2, 2 KING EDWARD STREET LONDON	+44 20276281000									
N. CHRYSOCHOIDIS SECURITIES S.A.				a			a			a
7-9, ΣΟΦΟΚΛΕΟΥΣ 7-9 ATHINA	2103213913									
NATIONAL BANK OF GREECE S.A.				a			a		a	
86, ΑΙΟΛΟΥ STR. ATHINA	(210)-3341000	(210)-3228187								
68, ΑΚΑΔΙΜΙΑΣ STR. ATHINA	(210)-3328817	(210)-3328678								
NATIONAL SECURITIES SINGLE MEMBER SA				a		a	a	a		
66, ΛΕΩΦΟΡΟΣ ΑΘΗΝΩΝ 128-132 & ΙΦΙΓΕΝΙΑΣ ATHINA	2103328784									
NUNTIUS BROKERAGE AND INVESTMENT SERVICES S.A				a						
6, ΔΡΑΓΑΤΣΑΝΙΟΥ 6 ATHINA	2103350599									
ONE PLUS CAPITAL LIMITED				a	a					
, 75 PRODROMOU AVENUE NICOSIA 1307	35722873760									
OPTIMA BANK S.A.				a		a	a	a	a	
32, ΑΙΓΙΑΛΕΙΑΣ 32 & ΠΑΡΑΔΕΙΣΟΥ MAROUSI	2108173663									
PANTELAKIS SECURITIES S.A.				a		a	a	a		
57, ΕΘΝΙΚΗΣ ΑΝΤΙΣΤΑΣΕΩΣ 57, ΚΤΙΠΙΟ Β CHALANDRI	2106965000									
PEGASUS SECURITIES S.A				a			a			
17, ΒΑΛΑΩΡΙΤΟΥ 17 & ΑΜΕΡΙΚΗΣ ATHINA	2103670700									
PIRAEUS BANK S.A.				a			a		a	
, ΑΜΕΡΙΚΗΣ 4 ATHINA	2103335000									
PIRAEUS SECURITIES S. A.				a		a	a	a		a
10, ΣΤΑΔΙΟΥ 10 ATHINA	2103354100									
PROCHOICE SECURITIES LTD				a	a					
57, ΛΕΩΦ.ΣΠΥΡΟΥ ΚΥΠΡΙΑΝΟΥ 57, ΑΚΙΝΗΤΑ Φ	035724661192									
SHARELINK SECURITIES & FINANCIAL SERVICES LTD				a			a			
6, HOUSE-ΘΕΟΤΟΚΗ 6 ΜΕΓΑΡΟ ΕΛΛΗΝΑ	+357 22554200									
SOCIETE GENERALE S.A.				a	a		a			
, 17 COURS VALMY, CEDEX	+157290504									
SOLIDUS SECURITIES S.A				a			a			a
64, ΛΟΥΙΖΗΣ ΠΙΑΝΚΟΥΡ 64 ATHINA	2106900600									
ST. EM. LAVRENTAKIS SECURITIES S.A.				a			a			
7-9, ΣΟΦΟΚΛΕΟΥΣ 7-9 ATHINA	2103213336									
THE CYPRUS INVESTMENT & SECURITIES CORPORATION LTD				a	a					
154, ΛΕΩΦ. ΚΥΡΗΝΕΙΑΣ	0035722121700									
UBS EUROPE SE				a	a					
, OPERNTURM, BOCKENHEIMER LANDSTRASSE 2-4	496921790									
UBS LIMITED					a					
1, FINSBURY AVENUE LONDON	+44 2075687135									

List of Stocks under Market Making operations

Securities	Market Maker	Start Market Making	Stock Category	Suspension Status
MLS MULTIMEDIA SA (CR)	PIRAEUS SECURITIES S. A.	01/08/2019		
ALPHA ETF FTSE Athex Large Cap	ALPHA FINANCE INVESTMENT SERVICES SINGLE MEMBER SA	02/01/1900	Exchange Traded Funds (ETFs)	
	NATIONAL SECURITIES SINGLE MEMBER SA	02/01/1900		
ADMIE (IPTO) HOLDING S.A. (CR)	EUROBANK EQUITIES INVESTMENT FIRM S.A	24/05/2021	Main Market	
	HELLENIC AMERICAN SECURITIES S.A.	09/03/2020		
	PIRAEUS SECURITIES S. A.	29/06/2017		
AEGEAN AIRLINES (CR)	EUROBANK EQUITIES INVESTMENT FIRM S.A	22/09/2020	Main Market	
ALPHA SERVICES HOLD (CR)	ALPHA FINANCE INVESTMENT SERVICES SINGLE MEMBER SA	29/02/2016	Main Market	
	EUROBANK EQUITIES INVESTMENT FIRM S.A	22/10/2006		
	HELLENIC AMERICAN SECURITIES S.A.	25/07/2014		
	LEON DEPOLAS SECURITIES S.A.	04/01/2016		
	MERIT SECURITIES S.A	03/09/2012		
	NATIONAL SECURITIES SINGLE MEMBER SA	02/01/1900		
	PIRAEUS SECURITIES S. A.	28/05/2009		
ANDROMEDA SA (CR)	BETA SECURITIES S.A.	15/02/2021	Main Market	
AS COMPANY SA (CR)	EUROBANK EQUITIES INVESTMENT FIRM S.A	01/04/2019	Main Market	
ATTICA BANK S.A. (CR)	EUROXX SECURITIES S.A.	22/01/2016	Main Market	
AUTOHELLAS SA (CR)	ALPHA FINANCE INVESTMENT SERVICES SINGLE MEMBER SA	01/07/2019	Main Market	
	EUROXX SECURITIES S.A.	02/07/2018		
AVAX S.A. (CR)	EUROBANK EQUITIES INVESTMENT FIRM S.A	14/12/2015	Main Market	
	PIRAEUS SECURITIES S. A.	01/02/2021		
AVE (CR)	EUROXX SECURITIES S.A.	05/06/2020	Main Market	
BRIQ PROPERTIES (CR)	EUROBANK EQUITIES INVESTMENT FIRM S.A	09/09/2019	Main Market	
	LEON DEPOLAS SECURITIES S.A.	22/02/2021		
BYTE COMPUTER SA (CR)	MERIT SECURITIES S.A	04/08/2008	Main Market	
CC HBC AG (CR)	BETA SECURITIES S.A.	08/03/2021	Main Market	
	NATIONAL SECURITIES SINGLE MEMBER SA	02/01/1900		
	PIRAEUS SECURITIES S. A.	04/05/2015		
CENERGY HOLDINGS (CB)	ALPHA FINANCE INVESTMENT SERVICES SINGLE MEMBER SA	02/01/2016	Main Market	
	EUROBANK EQUITIES INVESTMENT FIRM S.A	02/01/2016		
	OPTIMA BANK S.A.	14/03/2022		
CNL CAPITAL (CR)	MERIT SECURITIES S.A	01/10/2018	Main Market	
EKTER SA (CR)	EUROBANK EQUITIES INVESTMENT FIRM S.A	16/10/2017	Main Market	
	LEON DEPOLAS SECURITIES S.A.	21/05/2018		
ELASTRON (CR)	LEON DEPOLAS SECURITIES S.A.	20/02/2017	Main Market	
ELLAKTOR (CR)	ALPHA FINANCE INVESTMENT SERVICES SINGLE MEMBER SA	18/03/2019	Main Market	
	EUROBANK EQUITIES INVESTMENT FIRM S.A	01/06/2012		
	EUROXX SECURITIES S.A.	24/09/2018		
	NATIONAL SECURITIES SINGLE MEMBER SA	02/01/1900		
	PIRAEUS SECURITIES S. A.	22/10/2018		
ELTON SA (CR)	BETA SECURITIES S.A.	03/09/2012	Main Market	
	LEON DEPOLAS SECURITIES S.A.	01/04/2019		
ELVALHALCOR (CR)	ALPHA FINANCE INVESTMENT SERVICES SINGLE MEMBER SA	07/05/2018	Main Market	
	EUROBANK EQUITIES INVESTMENT FIRM S.A	07/05/2018		
ELVE SA (CR)	LEON DEPOLAS SECURITIES S.A.	02/11/2020	Main Market	
ENTERSOFT (CR)	EUROBANK EQUITIES INVESTMENT FIRM S.A	22/06/2020	Main Market	

## List of Stocks under Market Making operations

Securities	Stock Category
Market Maker	Start Market Making
<b>EUROBANK HOLDINGS (CR)</b>	Main Market
ALPHA FINANCE INVESTMENT SERVICES SINGLE MEMBER SA	09/01/2006
EUROBANK EQUITIES INVESTMENT FIRM S.A	01/06/2012
HELLENIC AMERICAN SECURITIES S.A.	25/07/2014
LEON DEPOLAS SECURITIES S.A.	30/11/2018
MERIT SECURITIES S.A	06/11/2017
NATIONAL SECURITIES SINGLE MEMBER SA	02/01/1900
PIRAEUS SECURITIES S. A.	28/09/2009
<b>EYDAP S.A. (CR)</b>	Main Market
ALPHA FINANCE INVESTMENT SERVICES SINGLE MEMBER SA	27/01/2020
EUROBANK EQUITIES INVESTMENT FIRM S.A	10/06/2019
<b>FOURLIS (CR)</b>	Main Market
EUROBANK EQUITIES INVESTMENT FIRM S.A	01/12/2016
PIRAEUS SECURITIES S. A.	06/03/2017
<b>GEK TERNA (CR)</b>	Main Market
BETA SECURITIES S.A.	08/03/2021
EUROBANK EQUITIES INVESTMENT FIRM S.A	24/05/2021
PIRAEUS SECURITIES S. A.	29/08/2019
<b>GR. SARANTIS S.A. (CR)</b>	Main Market
BETA SECURITIES S.A.	14/05/2012
EUROBANK EQUITIES INVESTMENT FIRM S.A	24/10/2016
<b>HELLENIC EXCHANGES-A.S.E. (CR)</b>	Main Market
HELLENIC AMERICAN SECURITIES S.A.	01/09/2014
NATIONAL SECURITIES SINGLE MEMBER SA	02/01/1900
PIRAEUS SECURITIES S. A.	04/05/2015
<b>HELLENIC PETROLEUM (CR)</b>	Main Market
HELLENIC AMERICAN SECURITIES S.A.	14/09/2015
PIRAEUS SECURITIES S. A.	20/03/2017
<b>IDEAL HOLDINGS (CR)</b>	Main Market
EUROBANK EQUITIES INVESTMENT FIRM S.A	07/06/2021
PIRAEUS SECURITIES S. A.	07/06/2021
<b>IKTINOS HELLAS SA (CR)</b>	Main Market
ALPHA FINANCE INVESTMENT SERVICES SINGLE MEMBER SA	01/04/2019
EUROBANK EQUITIES INVESTMENT FIRM S.A	25/02/2019
NATIONAL SECURITIES SINGLE MEMBER SA	02/01/1900
<b>INFORM P. LYKOS (CR)</b>	Main Market
BETA SECURITIES S.A.	31/01/2022
<b>INTERCONTINENTAL (CR)</b>	Main Market
LEON DEPOLAS SECURITIES S.A.	03/06/2019
<b>INTERWOOD-XYLEMPORIA (CR)</b>	Main Market
EUROBANK EQUITIES INVESTMENT FIRM S.A	05/07/2021
PANTELAKIS SECURITIES S.A.	01/07/2021
<b>INTRAKAT (CR)</b>	Main Market
BETA SECURITIES S.A.	04/10/2021
<b>JUMBO SA (CR)</b>	Main Market
BETA SECURITIES S.A.	01/02/2021
EUROBANK EQUITIES INVESTMENT FIRM S.A	25/05/2020
MERIT SECURITIES S.A	06/11/2017
PIRAEUS SECURITIES S. A.	06/03/2017
<b>KARAMOLEGOS SA (CR)</b>	Main Market
EUROXX SECURITIES S.A.	04/10/2019
<b>KLOUKINAS - LAPPAS SA (CR)</b>	Main Market
BETA SECURITIES S.A.	22/09/2014
<b>KRI-KRI S.A. (CR)</b>	Main Market
EUROBANK EQUITIES INVESTMENT FIRM S.A	07/05/2018
LEON DEPOLAS SECURITIES S.A.	16/01/2017
<b>LAMDA DEVELOPMENT SA (CR)</b>	Main Market
EUROBANK EQUITIES INVESTMENT FIRM S.A	08/12/2014
PANTELAKIS SECURITIES S.A.	06/11/2017
PIRAEUS SECURITIES S. A.	29/06/2017
<b>LAMPSA HOTEL SA (CR)</b>	Main Market
LEON DEPOLAS SECURITIES S.A.	16/01/2017
<b>MARFIN INVESTMENT GROUP (CR)</b>	Main Market
EUROBANK EQUITIES INVESTMENT FIRM S.A	23/03/2015
PIRAEUS SECURITIES S. A.	02/02/2009

## List of Stocks under Market Making operations

Securities	Market Maker	Start Market Making	Stock Category
<b>MOTOR OIL (CR)</b>			<b>Main Market</b>
	BETA SECURITIES S.A.	08/03/2021	
	EUROBANK EQUITIES INVESTMENT FIRM S.A	22/10/2006	
	LEON DEPOLAS SECURITIES S.A.	01/04/2019	
	MERIT SECURITIES S.A	25/02/2019	
	NATIONAL SECURITIES SINGLE MEMBER SA	02/01/1900	
	PIRAEUS SECURITIES S. A.	04/05/2015	
<b>MYTILINEOS (CR)</b>			<b>Main Market</b>
	ALPHA FINANCE INVESTMENT SERVICES SINGLE MEMBER SA	15/04/2019	
	BETA SECURITIES S.A.	11/04/2022	
	EUROBANK EQUITIES INVESTMENT FIRM S.A	20/09/2017	
	MERIT SECURITIES S.A	25/02/2019	
	NATIONAL SECURITIES SINGLE MEMBER SA	02/01/1900	
	PIRAEUS SECURITIES S. A.	04/05/2015	
<b>NATIONAL BANK (CR)</b>			<b>Main Market</b>
	ALPHA FINANCE INVESTMENT SERVICES SINGLE MEMBER SA	09/01/2006	
	EUROBANK EQUITIES INVESTMENT FIRM S.A	22/10/2006	
	HELLENIC AMERICAN SECURITIES S.A.	25/07/2014	
	LEON DEPOLAS SECURITIES S.A.	20/05/2015	
	MERIT SECURITIES S.A	03/09/2012	
	NATIONAL SECURITIES SINGLE MEMBER SA	02/01/1900	
	PIRAEUS SECURITIES S. A.	08/09/2008	
<b>OPAP (CR)</b>			<b>Main Market</b>
	ALPHA FINANCE INVESTMENT SERVICES SINGLE MEMBER SA	09/01/2006	
	BETA SECURITIES S.A.	11/04/2022	
	EUROBANK EQUITIES INVESTMENT FIRM S.A	22/10/2006	
	HELLENIC AMERICAN SECURITIES S.A.	25/07/2014	
	MERIT SECURITIES S.A	20/03/2017	
	NATIONAL SECURITIES SINGLE MEMBER SA	02/01/1900	
	PIRAEUS SECURITIES S. A.	04/05/2015	
<b>OTE (CR)</b>			<b>Main Market</b>
	ALPHA FINANCE INVESTMENT SERVICES SINGLE MEMBER SA	09/01/2006	
	BETA SECURITIES S.A.	11/04/2022	
	EUROBANK EQUITIES INVESTMENT FIRM S.A	22/10/2006	
	HELLENIC AMERICAN SECURITIES S.A.	25/07/2014	
	LEON DEPOLAS SECURITIES S.A.	20/04/2015	
	MERIT SECURITIES S.A	20/03/2017	
	NATIONAL SECURITIES SINGLE MEMBER SA	02/01/1900	
	PIRAEUS SECURITIES S. A.	08/09/2008	
<b>P.P.A. S.A. (CR)</b>			<b>Main Market</b>
	EUROBANK EQUITIES INVESTMENT FIRM S.A	06/02/2019	
<b>PAPOUTSANIS (CR)</b>			<b>Main Market</b>
	BETA SECURITIES S.A.	25/11/2013	
	EUROBANK EQUITIES INVESTMENT FIRM S.A	06/12/2021	
<b>PETROPOULOS PETROS (CR)</b>			<b>Main Market</b>
	EUROBANK EQUITIES INVESTMENT FIRM S.A	01/04/2019	
	PANTELAKIS SECURITIES S.A.	16/03/2020	
<b>PIRAEUS FINANCIAL HOLD (CR)</b>			<b>Main Market</b>
	ALPHA FINANCE INVESTMENT SERVICES SINGLE MEMBER SA	15/04/2019	
	EUROBANK EQUITIES INVESTMENT FIRM S.A	22/10/2006	
	EUROXX SECURITIES S.A.	15/02/2016	
	HELLENIC AMERICAN SECURITIES S.A.	25/07/2014	
	LEON DEPOLAS SECURITIES S.A.	30/11/2018	
	MERIT SECURITIES S.A	16/09/2013	
	NATIONAL SECURITIES SINGLE MEMBER SA	02/01/1900	
	PIRAEUS SECURITIES S. A.	16/02/2009	
<b>PLAISIO COMPUTERS SA (CR)</b>			<b>Main Market</b>
	EUROBANK EQUITIES INVESTMENT FIRM S.A	02/03/2015	
<b>PPC (CR)</b>			<b>Main Market</b>
	ALPHA FINANCE INVESTMENT SERVICES SINGLE MEMBER SA	09/01/2006	
	BETA SECURITIES S.A.	01/02/2021	
	EUROBANK EQUITIES INVESTMENT FIRM S.A	22/10/2006	
	HELLENIC AMERICAN SECURITIES S.A.	01/09/2014	
	MERIT SECURITIES S.A	06/11/2017	
	NATIONAL SECURITIES SINGLE MEMBER SA	02/01/1900	
	PIRAEUS SECURITIES S. A.	28/09/2009	
<b>PREMIA (CR)</b>			<b>Main Market</b>
	BETA SECURITIES S.A.	01/06/2021	
	PANTELAKIS SECURITIES S.A.	23/12/2021	

List of Stocks under Market Making operations

Securities	Market Maker	Start Market Making	Stock Category
<b>PROFILE SA (CR)</b>			Main Market
	PANTELAKIS SECURITIES S.A.	01/07/2019	
<b>QUEST HOLDINGS (CR)</b>			Main Market
	BETA SECURITIES S.A.	26/03/2018	
	EUROBANK EQUITIES INVESTMENT FIRM S.A	28/01/2019	
<b>TECHNICAL OLYMPIC SA (CR)</b>			Main Market
	BETA SECURITIES S.A.	04/04/2022	
<b>TERNA ENERGY (CR)</b>			Main Market
	EUROBANK EQUITIES INVESTMENT FIRM S.A	24/05/2021	
	PIRAEUS SECURITIES S. A.	09/12/2019	
<b>THRACE PLASTICS SA (CR)</b>			Main Market
	ALPHA FINANCE INVESTMENT SERVICES SINGLE MEMBER SA	26/03/2018	
	EUROBANK EQUITIES INVESTMENT FIRM S.A	26/03/2018	
<b>TITAN CEMENT (CB)</b>			Main Market
	BETA SECURITIES S.A.	01/02/2021	
	EUROBANK EQUITIES INVESTMENT FIRM S.A	06/11/2019	
	PIRAEUS SECURITIES S. A.	18/01/2021	
<b>TZIRAKIAN PROFIL (CR)</b>			Main Market
	LEON DEPOLAS SECURITIES S.A.	19/07/2021	
<b>UNIBIOS (CR)</b>			Main Market
	LEON DEPOLAS SECURITIES S.A.	01/02/2021	
<b>VIOHALCO SA/NV (CB)</b>			Main Market
	ALPHA FINANCE INVESTMENT SERVICES SINGLE MEMBER SA	11/03/2008	
	EUROBANK EQUITIES INVESTMENT FIRM S.A	04/03/2014	
	MERIT SECURITIES S.A	17/03/2014	

Underlying Asset				Derivatives Market													
Price max	Price min	Closing price	change	Delivery Month	Open price	Price max	Price min	Last price	Closing price	Last Bid	Last Ask	Fixing price*	Life high	Life low	Trades	Volume	Open Interest
<b>FTSE/Athex Large Cap</b>				(Trade Unit: 1 Index Point x 2€, Cash Settlement)													
2,072.22	2,025.04	2,031.99	-1.94%	May 2022	2,000.00	2,067.00	2,000.00	2,030.00	2,030.00	---	---	---	2,325.50	---	252	1,002	2,702
				June 2022	2,040.00	2,063.00	2,020.50	2,030.00	2,030.00	---	---	---	2,322.00	---	111	478	879
				July 2022	---	---	---	---	2,079.75	---	---	---	---	---	---	---	---
				September 2022	---	---	---	---	2,087.00	---	---	---	---	---	---	---	---
				December 2022	---	---	---	---	2,097.50	---	---	---	---	---	---	---	---
				March 2023	---	---	---	---	2,108.00	---	---	---	---	---	---	---	---
<b>FTSE/Athex Banks</b>				(Trade Unit: 1 Index Point x 15€, Cash Settlement)													
571.15	543.03	546.44	-4.33%	June 2022	---	---	---	---	577.50	---	---	---	655.50	---	---	---	---
				September 2022	---	---	---	---	575.25	---	---	---	---	---	---	---	---
				December 2022	---	---	---	---	578.00	---	---	---	---	---	---	---	---
				March 2023	---	---	---	---	581.00	---	---	---	---	---	---	---	---

Derivatives notes

Fixing prices and final open positions can be retrieved from the following path <http://www.helex.gr/el/web/guest/statistics-end-of-day-derivatives>

Underlying Asset				Derivatives Market													
Price max	Price min	Closing price	change	Delivery Month	Open price	Price max	Price min	Last price	Closing price	Last Bid	Last Ask	Fixing price*	Life high	Life low	Trades	Volume	Open Interest
<b>ADMIE (IPTO) HOLDING S.A. (CR)</b>				(Contract Size: 100 Securities, Physical Delivery)													
2.18	2.12	2.175	-1.14%	June 2022	2.18	2.18	2.14	2.14	2.14	---	---	---	2.38	---	12	56	4,792
				September 2022	---	---	---	---	2.22	---	---	---	---	---	---	---	---
				December 2022	---	---	---	---	2.23	---	---	---	---	---	---	---	---
				March 2023	---	---	---	---	2.24	---	---	---	---	---	---	---	---
<b>ALPHA SERVICES HOLD (CR)</b>				(Contract Size: 100 Securities, Physical Delivery)													
0.9424	0.8968	0.9	-5.36%	June 2022	0.945	0.945	0.890	0.901	0.901	---	---	---	1.45	---	612	17,768	119,100
				September 2022	0.952	0.952	0.930	0.930	0.930	---	---	---	1.27	---	3	12	1,403
				December 2022	---	---	---	---	0.963	---	---	---	---	---	---	---	---
				March 2023	---	---	---	---	0.967	---	---	---	---	---	---	---	---
<b>CC HBC AG (CR)</b>				(Contract Size: 100 Securities, Physical Delivery)													
19.625	18.56	19.6	4.87%	June 2022	18.70	19.60	18.55	19.58	19.58	---	---	---	27.57	---	100	227	1,622
				September 2022	---	---	---	---	18.37	---	---	---	19.22	---	---	---	46
				December 2022	---	---	---	---	18.92	---	---	---	---	---	---	---	---
				March 2023	---	---	---	---	19.01	---	---	---	---	---	---	---	---
<b>CENERGY HOLDINGS (CB)</b>				(Contract Size: 100 Securities, Physical Delivery)													
2.93	2.82	2.855	-4.19%	June 2022	3.00	3.00	2.84	2.90	2.90	---	---	---	3.98	---	32	197	10,043
				September 2022	---	---	---	---	2.97	---	---	---	3.50	---	---	---	50
				December 2022	---	---	---	---	3.02	---	---	---	---	---	---	---	---
				March 2023	---	---	---	---	3.03	---	---	---	---	---	---	---	---
<b>ELLAKTOR (CR)</b>				(Contract Size: 100 Securities, Physical Delivery)													
1.69	1.678	1.678	-0.71%	June 2022	1.69	1.70	1.68	1.69	1.69	---	---	---	1.71	---	7	115	5,044
				September 2022	---	---	---	---	1.72	---	---	---	1.47	---	---	---	---
				December 2022	---	---	---	---	1.71	---	---	---	---	---	---	---	---
				March 2023	---	---	---	---	1.72	---	---	---	---	---	---	---	---
<b>EUROBANK HOLDINGS (CR)</b>				(Contract Size: 100 Securities, Physical Delivery)													
0.899	0.858	0.8674	-3.88%	June 2022	0.880	0.900	0.861	0.873	0.873	---	---	---	1.15	---	233	4,265	34,194
				September 2022	0.872	0.872	0.872	0.872	0.872	---	---	---	0.924	---	1	3	1,083
				December 2022	---	---	---	---	0.913	---	---	---	---	---	---	---	---
				March 2023	---	---	---	---	0.918	---	---	---	---	---	---	---	---
<b>EYDAP S.A. (CR)</b>				(Contract Size: 100 Securities, Physical Delivery)													
7.15	6.91	7.1	0.00%	June 2022	7.03	7.03	7.02	7.02	7.02	---	---	---	7.26	---	7	18	376
				September 2022	---	---	---	---	7.15	---	---	---	---	---	---	---	---
				December 2022	---	---	---	---	7.19	---	---	---	---	---	---	---	---
				March 2023	---	---	---	---	7.22	---	---	---	---	---	---	---	---

Derivatives notes

Fixing prices and final open positions can be retrieved from the following path <http://www.helex.gr/el/web/guest/statistics-end-of-day-derivatives>

Underlying Asset				Derivatives Market													
Price max	Price min	Closing price	change	Delivery Month	Open price	Price max	Price min	Last price	Closing price	Last Bid	Last Ask	Fixing price*	Life high	Life low	Trades	Volume	Open Interest
<b>FOURLIS (CR)</b>																	
(Contract Size: 100 Securities, Physical Delivery)																	
3.355	3.23	3.3	-2.51%	June 2022	3.37	3.37	3.25	3.25	3.25	---	---	---	4.14	---	49	106	2,707
---	---	---	---	September 2022	---	---	---	---	3.21	---	---	---	3.90	---	---	---	61
---	---	---	---	December 2022	---	---	---	---	3.43	---	---	---	---	---	---	---	---
---	---	---	---	March 2023	---	---	---	---	3.44	---	---	---	---	---	---	---	---
<b>GEK TERNA (CR)</b>																	
(Contract Size: 100 Securities, Physical Delivery)																	
9.34	9.1	9.27	-1.59%	June 2022	9.28	9.33	9.10	9.17	9.17	---	---	---	10.36	---	48	229	6,254
---	---	---	---	September 2022	---	---	---	---	9.46	---	---	---	9.91	---	---	---	20
---	---	---	---	December 2022	---	---	---	---	9.53	---	---	---	---	---	---	---	---
---	---	---	---	March 2023	---	---	---	---	9.58	---	---	---	---	---	---	---	---
<b>HELLENIC EXCHANGES-A.S.E. (CR)</b>																	
(Contract Size: 100 Securities, Physical Delivery)																	
3.59	3.47	3.47	-3.34%	June 2022	3.41	3.41	3.35	3.35	3.35	---	---	---	4.08	---	3	9	1,095
---	---	---	---	September 2022	---	---	---	---	3.62	---	---	---	---	---	---	---	---
---	---	---	---	December 2022	---	---	---	---	3.63	---	---	---	---	---	---	---	---
---	---	---	---	March 2023	---	---	---	---	3.65	---	---	---	---	---	---	---	---
<b>HELLENIC PETROLEUM (CR)</b>																	
(Contract Size: 100 Securities, Physical Delivery)																	
7.15	6.86	7	-1.13%	June 2022	7.07	7.07	6.94	6.99	6.99	---	---	---	7.53	---	28	66	1,296
---	---	---	---	September 2022	---	---	---	---	7.13	---	---	---	---	---	---	---	---
---	---	---	---	December 2022	---	---	---	---	7.17	---	---	---	---	---	---	---	---
---	---	---	---	March 2023	---	---	---	---	7.20	---	---	---	---	---	---	---	---
<b>INTRACOM HOLDINGS (CR)</b>																	
(Contract Size: 100 Securities, Physical Delivery)																	
1.618	1.572	1.58	-2.47%	June 2022	1.62	1.63	1.58	1.58	1.58	---	---	---	1.92	---	34	115	5,382
---	---	---	---	September 2022	---	---	---	---	1.63	---	---	---	---	---	---	---	---
---	---	---	---	December 2022	---	---	---	---	1.64	---	---	---	---	---	---	---	---
---	---	---	---	March 2023	---	---	---	---	1.65	---	---	---	---	---	---	---	---
<b>JUMBO SA (CR)</b>																	
(Contract Size: 100 Securities, Physical Delivery)																	
14.7	14.21	14.38	0.56%	June 2022	14.20	14.25	14.01	14.13	14.13	---	---	---	15.80	---	57	99	621
---	---	---	---	September 2022	---	---	---	---	14.42	---	---	---	14.78	---	---	---	17
---	---	---	---	December 2022	---	---	---	---	14.47	---	---	---	---	---	---	---	---
---	---	---	---	March 2023	---	---	---	---	14.55	---	---	---	---	---	---	---	---
<b>LAMDA DEVELOPMENT SA (CR)</b>																	
(Contract Size: 100 Securities, Physical Delivery)																	
5.78	5.52	5.52	-5.72%	June 2022	5.76	5.76	5.52	5.54	5.54	---	---	---	7.07	---	69	207	6,278
---	---	---	---	September 2022	5.63	5.63	5.62	5.62	5.62	---	---	---	5.84	---	2	20	30
---	---	---	---	December 2022	---	---	---	---	5.93	---	---	---	---	---	---	---	---
---	---	---	---	March 2023	---	---	---	---	5.96	---	---	---	---	---	---	---	---

Derivatives notes

Fixing prices and final open positions can be retrieved from the following path <http://www.helex.gr/el/web/guest/statistics-end-of-day-derivatives>



Underlying Asset				Derivatives Market													
Price max	Price min	Closing price	change	Delivery Month	Open price	Price max	Price min	Last price	Closing price	Last Bid	Last Ask	Fixing price*	Life high	Life low	Trades	Volume	Open Interest
<b>MARFIN INVESTMENT GROUP (CR)</b>				(Contract Size: 100 Securities, Physical Delivery)													
0.0267	0.0256	0.0256	-4.83%	June 2022	---	---	---	---	0.028	---	---	---	0.031	---	---	---	30,264
				September 2022	---	---	---	---	0.027	---	---	---	---	---	---	---	---
				December 2022	---	---	---	---	0.027	---	---	---	---	---	---	---	---
				March 2023	---	---	---	---	0.027	---	---	---	---	---	---	---	---
<b>MOTOR OIL (CR)</b>				(Contract Size: 100 Securities, Physical Delivery)													
15.76	15.3	15.76	0.00%	June 2022	15.30	15.74	15.30	15.50	15.50	---	---	---	15.88	---	35	102	1,137
				September 2022	---	---	---	---	15.87	---	---	---	---	---	---	---	---
				December 2022	---	---	---	---	15.95	---	---	---	---	---	---	---	---
				March 2023	---	---	---	---	16.03	---	---	---	---	---	---	---	---
<b>MYTILINEOS (CR)</b>				(Contract Size: 100 Securities, Physical Delivery)													
16	15.56	15.74	-1.69%	June 2022	15.86	15.98	15.60	15.70	15.70	---	---	---	18.22	---	140	562	5,030
				September 2022	15.66	15.66	15.66	15.66	15.66	---	---	---	18.00	---	1	2	106
				December 2022	---	---	---	---	16.20	---	---	---	---	---	---	---	---
				March 2023	---	---	---	---	16.29	---	---	---	---	---	---	---	---
<b>NATIONAL BANK (CR)</b>				(Contract Size: 100 Securities, Physical Delivery)													
3.299	3.149	3.2	-3.90%	June 2022	3.28	3.34	3.15	3.22	3.22	---	---	---	4.12	---	467	7,202	27,169
				September 2022	---	---	---	---	3.35	---	---	---	3.79	---	---	---	160
				December 2022	---	---	---	---	3.37	---	---	---	---	---	---	---	---
				March 2023	---	---	---	---	3.39	---	---	---	---	---	---	---	---
<b>OPAP (CR)</b>				(Contract Size: 100 Securities, Physical Delivery)													
13.4	13.1	13.16	-1.20%	June 2022	13.22	13.35	13.11	13.14	13.14	---	---	---	14.66	---	30	97	1,131
				September 2022	---	---	---	---	12.54	---	---	---	13.68	---	---	---	80
				December 2022	---	---	---	---	13.48	---	---	---	---	---	---	---	---
				March 2023	---	---	---	---	13.55	---	---	---	---	---	---	---	---
<b>OTE (CR)</b>				(Contract Size: 100 Securities, Physical Delivery)													
18.31	17.5	17.75	-0.95%	June 2022	17.66	18.25	17.62	17.90	17.90	---	---	---	18.45	---	62	224	1,162
				September 2022	---	---	---	---	17.92	---	---	---	16.78	---	---	---	1
				December 2022	---	---	---	---	18.14	---	---	---	---	---	---	---	---
				March 2023	---	---	---	---	18.23	---	---	---	---	---	---	---	---
<b>P.P.A. S.A. (CR)</b>				(Contract Size: 100 Securities, Physical Delivery)													
16.38	15.98	16.28	-0.12%	June 2022	---	---	---	---	16.37	---	---	---	17.90	---	---	---	704
				September 2022	---	---	---	---	16.42	---	---	---	---	---	---	---	---
				December 2022	---	---	---	---	16.50	---	---	---	---	---	---	---	---
				March 2023	---	---	---	---	16.58	---	---	---	---	---	---	---	---

Derivatives notes

Fixing prices and final open positions can be retrieved from the following path <http://www.helex.gr/el/web/guest/statistics-end-of-day-derivatives>

Underlying Asset				Derivatives Market													
Price max	Price min	Closing price	change	Delivery Month	Open price	Price max	Price min	Last price	Closing price	Last Bid	Last Ask	Fixing price*	Life high	Life low	Trades	Volume	Open Interest
<b>PIRAEUS FINANCIAL HOLD (CR)</b> (Contract Size: 100 Securities, Physical Delivery)																	
1.25	1.186	1.199	-4.00%	June 2022	1.22	1.25	1.18	1.18	1.18	---	---	---	1.68	---	125	3,374	28,586
				September 2022	---	---	---	---	1.26	---	---	---	1.48	---	---	---	20
				December 2022	---	---	---	---	1.26	---	---	---	---	---	---	---	---
				March 2023	---	---	---	---	1.27	---	---	---	---	---	---	---	---
<b>PPC (CR)</b> (Contract Size: 100 Securities, Physical Delivery)																	
6.64	6.26	6.39	-3.33%	June 2022	6.50	6.66	6.28	6.42	6.42	---	---	---	9.47	---	206	1,214	14,376
				September 2022	---	---	---	---	6.71	---	---	---	8.20	---	---	---	10
				December 2022	---	---	---	---	6.69	---	---	---	---	---	---	---	---
				March 2023	---	---	---	---	6.72	---	---	---	---	---	---	---	---
<b>TERNA ENERGY (CR)</b> (Contract Size: 100 Securities, Physical Delivery)																	
16.42	15.9	16.02	-2.08%	June 2022	16.16	16.45	16.00	16.10	16.10	---	---	---	18.51	---	47	226	4,196
				September 2022	---	---	---	---	16.52	---	---	---	16.62	---	---	---	112
				December 2022	---	---	---	---	16.56	---	---	---	---	---	---	---	---
				March 2023	---	---	---	---	16.64	---	---	---	---	---	---	---	---
<b>TITAN CEMENT (CB)</b> (Contract Size: 104 Securities, Physical Delivery)																	
12.34	11.88	11.88	-4.81%	June 2022	12.29	12.29	12.00	12.00	12.00	---	---	---	13.55	---	11	27	860
				September 2022	---	---	---	---	12.62	---	---	---	13.52	---	---	---	42
				December 2022	---	---	---	---	12.63	---	---	---	---	---	---	---	---
				March 2023	---	---	---	---	12.69	---	---	---	---	---	---	---	---
<b>VIOHALCO SA/NV (CB)</b> (Contract Size: 100 Securities, Physical Delivery)																	
3.87	3.73	3.75	-3.85%	June 2022	3.68	3.77	3.64	3.68	3.68	---	---	---	5.31	---	42	306	6,774
				September 2022	3.84	3.84	3.84	3.84	3.84	---	---	---	4.26	---	2	15	76
				December 2022	---	---	---	---	3.95	---	---	---	---	---	---	---	---
				March 2023	---	---	---	---	3.97	---	---	---	---	---	---	---	---

Derivatives notes

Fixing prices and final open positions can be retrieved from the following path <http://www.helex.gr/el/web/guest/statistics-end-of-day-derivatives>

FTSE/Athex Large Cap

(Trade Unit: 1 Index Point x 2€ - Exercise Style: European, Cash Settlement)

Call Options														Put Options																									
Exercise Price	May 2022							June 2022							Other Months		May 2022							June 2022							Other Months		Exercise Price						
	Open price	Price max	Price min	Last price	Closing price	Volume	Open Interest	Open price	Price max	Price min	Last price	Closing price	Volume	Open Interest	Volume	Open Interest	Open price	Price max	Price min	Last price	Closing price	Volume	Open Interest	Open price	Price max	Price min	Last price	Closing price	Volume	Open Interest	Volume	Open Interest							
1,775	0.00	0.00	0.00	-	309.00	-	-	0.00	0.00	0.00	-	309.00	-	-			0.00	0.00	0.00	-	0.01	-	-	0.00	0.00	0.00	-	2.10	-	-			1,775						
1,800	0.00	0.00	0.00	-	284.00	-	-	0.00	0.00	0.00	-	285.00	-	-			0.00	0.00	0.00	-	0.01	-	-	0.00	0.00	0.00	-	3.10	-	-			1,800						
1,825	0.00	0.00	0.00	-	259.00	-	-	0.00	0.00	0.00	-	262.00	-	-			0.00	0.00	0.00	-	0.03	-	-	0.00	0.00	0.00	-	4.60	-	-			1,825						
1,850	0.00	0.00	0.00	-	234.00	-	-	0.00	0.00	0.00	-	239.00	-	-			0.00	0.00	0.00	-	0.09	-	-	0.00	0.00	0.00	-	6.60	-	-			1,850						
1,875	0.00	0.00	0.00	-	209.00	-	-	0.00	0.00	0.00	-	217.00	-	-			0.00	0.00	0.00	-	0.24	-	-	0.00	0.00	0.00	-	9.20	-	-			1,875						
1,900	0.00	0.00	0.00	-	184.00	-	-	0.00	0.00	0.00	-	195.00	-	-			0.00	0.00	0.00	-	0.58	-	-	0.00	0.00	0.00	-	12.75	-	-			1,900						
1,925	0.00	0.00	0.00	-	160.00	-	-	0.00	0.00	0.00	-	174.00	-	-			0.00	0.00	0.00	-	1.30	-	-	0.00	0.00	0.00	-	17.00	-	-			1,925						
1,950	0.00	0.00	0.00	-	137.00	-	-	0.00	0.00	0.00	-	155.00	-	-			0.00	0.00	0.00	-	2.60	-	-	0.00	0.00	0.00	-	22.25	-	-			1,950						
1,975	0.00	0.00	0.00	-	114.00	-	-	0.00	0.00	0.00	-	136.00	-	-			0.00	0.00	0.00	-	4.90	-	-	0.00	0.00	0.00	-	28.75	-	-			1,975						
2,000	0.00	0.00	0.00	-	92.50	-	-	0.00	0.00	0.00	-	119.00	-	-			0.00	0.00	0.00	-	8.50	-	-	49.75	60.00	49.75	60.00	60.00	26	43			2,000						
2,050	27.25	27.25	27.25	27.25	27.25	1	20	0.00	0.00	0.00	-	88.50	-	-			0.00	27.25	0.00	-	22.00	-	63	0.00	0.00	0.00	-	56.00	-	40			2,050						
2,100	16.25	17.75	16.25	17.75	17.75	23	40	0.00	0.00	0.00	-	63.50	-	-			68.00	17.75	63.00	63.00	63.00	10	101	0.00	0.00	0.00	-	81.00	-	40			2,100						
2,150	0.00	0.00	0.00	-	13.25	-	23	0.00	0.00	0.00	-	44.00	-	20			0.00	0.00	0.00	-	79.00	-	43	0.00	0.00	0.00	-	111.00	-	60			2,150						
2,200	0.00	0.00	0.00	-	5.00	-	40	0.00	0.00	0.00	-	29.50	-	21			0.00	0.00	0.00	-	121.00	-	40	0.00	0.00	0.00	-	146.00	-	5			2,200						
2,250	0.00	0.00	0.00	-	1.60	-	251	0.00	0.00	0.00	-	19.00	-	1			0.00	0.00	0.00	-	168.00	-	80	0.00	0.00	0.00	-	186.00	-	4			2,250						
2,300	0.00	0.00	0.00	-	0.43	-	12	0.00	0.00	0.00	-	11.75	-	3			0.00	0.00	0.00	-	216.00	-	21	0.00	0.00	0.00	-	229.00	-	62			2,300						
2,350	0.00	0.00	0.00	-	0.10	-	1	0.00	0.00	0.00	-	7.00	-	-			0.00	0.00	0.00	-	266.00	-	20	0.00	0.00	0.00	-	274.00	-	20			2,350						
2,400	0.00	0.00	0.00	-	0.02	-	1	0.00	0.00	0.00	-	4.10	-	-			0.00	0.00	0.00	-	316.00	-	-	0.00	0.00	0.00	-	321.00	-	-			2,400						
2,450	0.00	0.00	0.00	-	0.03	-	-	0.00	0.00	0.00	-	2.30	-	-			0.00	0.00	0.00	-	366.00	-	-	0.00	0.00	0.00	-	369.00	-	-			2,450						
2,500	0.00	0.00	0.00	-	0.01	-	-	0.00	0.00	0.00	-	1.20	-	-			0.00	0.00	0.00	-	416.00	-	-	0.00	0.00	0.00	-	418.00	-	-			2,500						
2,550	0.00	0.00	0.00	-	0.03	-	-	0.00	0.00	0.00	-	0.64	-	-			0.00	0.00	0.00	-	466.00	-	-	0.00	0.00	0.00	-	467.00	-	-			2,550						
2,600	0.00	0.00	0.00	-	0.01	-	-	0.00	0.00	0.00	-	0.33	-	-			0.00	0.00	0.00	-	516.00	-	-	0.00	0.00	0.00	-	517.00	-	-			2,600						
2,650	-	-	-	-	-	-	-	0.00	0.00	0.00	-	0.16	-	-			-	-	-	-	-	-	-	0.00	0.00	0.00	-	566.00	-	-			2,650						
Totals:							24	388								0	45	0	0								10	368								26	274	0	0
Number of Trades:							4								0	0								2								3	0						

ALPHA SERVICES HOLD (CR)

(Contract Size: 100 Securities, Exercise Style: American, Physical Delivery)

Call Options														Put Options																				
May 2022							June 2022							Other Months		May 2022							June 2022							Other Months		Exercise Price		
Open price	Price max	Price min	Last price	Closing price	Volume	Open Interest	Open price	Price max	Price min	Last price	Closing price	Volume	Open Interest	Volume	Open Interest	Open price	Price max	Price min	Last price	Closing price	Volume	Open Interest	Open price	Price max	Price min	Last price	Closing price	Volume	Open Interest	Volume	Open Interest			
0.700	0.000	0.000	0.000	0.252	-	-	0.000	0.000	0.000	0.254	-	-				0.000	0.000	0.000	0.001	-	-				0.000	0.000	0.000	0.001	-	-				0.007
0.750	0.000	0.000	0.000	0.202	-	-	0.000	0.000	0.000	0.206	-	-				0.000	0.000	0.000	0.001	-	-				0.000	0.000	0.000	0.004	-	-				0.008
0.800	0.000	0.000	0.000	0.155	-	-	0.000	0.000	0.000	0.161	-	-				0.000	0.000	0.000	0.004	-	-				0.000	0.000	0.000	0.009	-	-				0.008
0.850	0.000	0.000	0.000	0.112	-	-	0.000	0.000	0.000	0.122	-	-				0.000	0.000	0.000	0.011	-	-				0.000	0.000	0.000	0.019	-	-				0.009
0.900	0.000	0.000	0.000	0.076	-	-	0.000	0.000	0.000	0.088	-	-				0.000	0.000	0.000	0.024	-	-				0.000	0.000	0.000	0.035	-	-				0.009
0.950	0.000	0.000	0.000	0.047	-	-	0.000	0.000	0.000	0.060	-	-				0.000	0.000	0.000	0.046	-	-				0.000	0.000	0.000	0.057	-	-				0.010
1.000	0.000	0.000	0.000	0.028	-	-	0.000	0.000	0.000	0.040	-	-				0.000	0.000	0.000	0.076	-	-				0.000	0.000	0.000	0.087	-	-				0.010
1.100	0.000	0.000	0.000	0.007	-	-	0.000	0.000	0.000	0.015	-	-				0.000	0.000	0.000	0.156	-	-				0.000	0.000	0.000	0.163	-	-				0.011
1.200	0.000	0.000	0.000	0.002	-	-	0.000	0.000	0.000	0.005	-	5				0.000	0.000	0.000	0.250	-	-				0.000	0.000	0.000	0.253	-	-				0.012
1.300	0.000	0.000	0.000	0.001	-	-	0.000	0.000	0.000	0.001	-	-				0.000	0.000	0.000	0.349	-	-				0.000	0.000	0.000	0.349	-	-				0.013
1.400	0.000	0.000	0.000	0.001	-	-	0.000	0.000	0.000	0.001	-	-				0.000	0.000	0.000	0.449	-	-				0.000	0.000	0.000	0.449	-	-				0.014
1.500	0.000	0.000	0.000	0.001	-	-	0.000	0.000	0.000	0.001	-	-				0.000	0.000	0.000	0.549	-	-				0.000	0.000	0.000	0.549	-	-				0.015
1.600	0.000	0.000	0.000	0.001	-	-	0.000	0.000	0.000	0.001	-	-				0.000	0.000	0.000	0.649	-	-				0.000	0.000	0.000	0.649	-	-				0.016
1.700	0.000	0.000	0.000	0.001	-	-	0.000	0.000	0.000	0.001	-	-				0.000	0.000	0.000	0.749	-	-				0.000	0.000	0.000	0.749	-	-				0.017
1.800	0.000	0.000	0.000	0.001	-	-	0.000	0.000	0.000	0.001	-	-				0.000	0.000	0.000	0.849	-	-				0.000	0.000	0.000	0.849	-	-				0.018
1.900	0.000	0.000	0.000	0.001	-	-	0.000	0.000	0.000	0.001	-	-				0.000	0.000	0.000	0.949	-	-				0.000	0.000	0.000	0.949	-	-				0.019
Totals:					0	0						0	5	0	0							0	0										0	0
Number of Trades:					0							0	0	0								0.00										0	0	

NATIONAL BANK (CR)

(Contract Size: 100 Securities, Exercise Style: American, Physical Delivery)

Call Options														Put Options																						
May 2022							June 2022							Other Months		May 2022							June 2022							Other Months		Exercise Price				
Open price	Price max	Price min	Last price	Closing price	Volume	Open Interest	Open price	Price max	Price min	Last price	Closing price	Volume	Open Interest	Volume	Open Interest	Open price	Price max	Price min	Last price	Closing price	Volume	Open Interest	Open price	Price max	Price min	Last price	Closing price	Volume	Open Interest	Volume	Open Interest					
1.600						-	0.000	0.000	0.000		1.73	-	-			-	0.000	0.000	0.000		0.001	-	-	0.000	0.000	0.000		0.001	-	-			0.016			
1.700						-	0.000	0.000	0.000		1.63	-	-			-	0.000	0.000	0.000		0.001	-	-	0.000	0.000	0.000		0.001	-	-			0.017			
1.800	0.000	0.000	0.000		1.53	-	0.000	0.000	0.000		1.53	-	-			0.000	0.000	0.000		0.001	-	-	0.000	0.000	0.000		0.001	-	-			0.018				
1.900	0.000	0.000	0.000		1.43	-	0.000	0.000	0.000		1.43	-	-			0.000	0.000	0.000		0.001	-	-	0.000	0.000	0.000		0.001	-	-			0.019				
2.000	0.000	0.000	0.000		1.33	-	0.000	0.000	0.000		1.33	-	-			0.000	0.000	0.000		0.001	-	-	0.000	0.000	0.000		0.001	-	-			0.020				
2.200	0.000	0.000	0.000		1.13	-	0.000	0.000	0.000		1.13	-	-			0.000	0.000	0.000		0.001	-	-	0.000	0.000	0.000		0.001	-	-			0.022				
2.400	0.000	0.000	0.000		0.931	-	0.000	0.000	0.000		0.936	-	-			0.000	0.000	0.000		0.001	-	-	0.000	0.000	0.000		0.001	-	-			0.024				
2.600	0.000	0.000	0.000		0.731	-	0.000	0.000	0.000		0.740	-	-			0.000	0.000	0.000		0.001	-	-	0.000	0.000	0.000		0.005	-	-			0.026				
2.800	0.000	0.000	0.000		0.532	-	0.000	0.000	0.000		0.554	-	-			0.000	0.000	0.000		0.001	-	-	0.000	0.000	0.000		0.018	-	-			0.028				
3.000	0.000	0.000	0.000		0.338	-	0.000	0.000	0.000		0.387	-	-			0.000	0.000	0.000		0.006	-	-	0.000	0.000	0.000		0.051	-	-			0.030				
3.200	0.090	0.090	0.090	0.090	0.090	10	10	0.000	0.000	0.000		0.250	-	-			0.000	0.000	0.000		0.040	-	-	0.000	0.000	0.000		0.114	-	-			0.032			
3.400	0.000	0.000	0.000		0.063	-	50	0.000	0.000	0.000		0.150	-	-			0.000	0.000	0.000		0.132	-	-	0.000	0.000	0.000		0.214	-	-			0.034			
3.600	0.000	0.000	0.000		0.016	-	-	0.000	0.000	0.000		0.082	-	-			0.000	0.000	0.000		0.285	-	-	0.000	0.000	0.000		0.345	-	-			0.036			
3.800	0.000	0.000	0.000		0.003	-	-	0.000	0.000	0.000		0.042	-	-			0.000	0.000	0.000		0.472	-	-	0.000	0.000	0.000		0.506	-	-			0.038			
4.000	0.000	0.000	0.000		0.002	-	-	0.000	0.000	0.000		0.019	-	-			0.000	0.000	0.000		0.670	-	-	0.000	0.000	0.000		0.684	-	-			0.040			
4.400	0.000	0.000	0.000		0.001	-	5	0.000	0.000	0.000		0.004	-	-			0.000	0.000	0.000		1.07	-	-	0.000	0.000	0.000		1.07	-	-			0.044			
4.800	0.000	0.000	0.000		0.001	-	-	0.000	0.000	0.000		0.001	-	-			0.000	0.000	0.000		1.47	-	-	0.000	0.000	0.000		1.47	-	-			0.048			
5.200	0.000	0.000	0.000		0.001	-	-	0.000	0.000	0.000		0.002	-	-			0.000	0.000	0.000		1.87	-	-	0.000	0.000	0.000		1.87	-	-			0.052			
5.600	0.000	0.000	0.000		0.001	-	-	0.000	0.000	0.000		0.001	-	-			0.000	0.000	0.000		2.27	-	-	0.000	0.000	0.000		2.27	-	-			0.056			
6.000	0.000	0.000	0.000		0.001	-	-	0.000	0.000	0.000		0.001	-	-			0.000	0.000	0.000		2.67	-	-	0.000	0.000	0.000		2.67	-	-			0.060			
Totals:					10	65						0	0								10	0											0	300	0	260
Number of Trades:					1							0	0								0.00												0	0		

OPAP (CR)

(Contract Size: 100 Securities, Exercise Style: American, Physical Delivery)

Call Options														Put Options																				
May 2022							June 2022							Other Months		May 2022							June 2022							Other Months		Exercise Price		
Open price	Price max	Price min	Last price	Closing price	Volume	Open Interest	Open price	Price max	Price min	Last price	Closing price	Volume	Open Interest	Volume	Open Interest	Open price	Price max	Price min	Last price	Closing price	Volume	Open Interest	Open price	Price max	Price min	Last price	Closing price	Volume	Open Interest	Volume	Open Interest			
8.400					-	-	0.000	0.000	0.000		4.94	-	-			0.000	0.000	0.000		0.001	-	-			0.000	0.000	0.000		0.001	-	-			0.084
8.800	0.000	0.000	0.000	4.52	-	-	0.000	0.000	0.000		4.54	-	-			0.000	0.000	0.000		0.001	-	-			0.000	0.000	0.000		0.001	-	-			0.088
9.200	0.000	0.000	0.000	4.12	-	-	0.000	0.000	0.000		4.14	-	-			0.000	0.000	0.000		0.001	-	-			0.000	0.000	0.000		0.001	-	-			0.092
9.600	0.000	0.000	0.000	3.72	-	-	0.000	0.000	0.000		3.74	-	-			0.000	0.000	0.000		0.001	-	-			0.000	0.000	0.000		0.001	-	-			0.096
10.000	0.000	0.000	0.000	3.32	-	-	0.000	0.000	0.000		3.34	-	-			0.000	0.000	0.000		0.001	-	-			0.000	0.000	0.000		0.001	-	-			0.100
11.000	0.000	0.000	0.000	2.33	-	-	0.000	0.000	0.000		2.35	-	-			0.000	0.000	0.000		0.001	-	-			0.000	0.000	0.000		0.003	-	-			0.110
12.000	0.000	0.000	0.000	1.33	-	-	0.000	0.000	0.000		1.40	-	-			0.000	0.000	0.000		0.004	-	3			0.000	0.000	0.000		0.053	-	-			0.120
13.000	0.000	0.000	0.000	0.456	-	-	0.000	0.000	0.000		0.636	-	-			0.000	0.000	0.000		0.130	-	30			0.000	0.000	0.000		0.290	-	-			0.130
14.000	0.000	0.000	0.000	0.058	-	25	0.000	0.000	0.000		0.204	-	-			0.000	0.000	0.000		0.732	-	-			0.000	0.000	0.000		0.860	-	-			0.140
15.000	0.000	0.000	0.000	0.002	-	30	0.000	0.000	0.000		0.044	-	-			0.000	0.000	0.000		1.68	-	-			0.000	0.000	0.000		1.71	-	-			0.150
16.000	0.000	0.000	0.000	0.001	-	-	0.000	0.000	0.000		0.007	-	10			0.000	0.000	0.000		2.68	-	-			0.000	0.000	0.000		2.68	-	-			0.160
17.000	0.000	0.000	0.000	0.001	-	-	0.000	0.000	0.000		0.001	-	-			0.000	0.000	0.000		3.68	-	-			0.000	0.000	0.000		3.68	-	-			0.170
18.000	0.000	0.000	0.000	0.001	-	-	0.000	0.000	0.000		0.001	-	-			0.000	0.000	0.000		4.68	-	-			0.000	0.000	0.000		4.68	-	-			0.180
19.000	0.000	0.000	0.000	0.001	-	-	0.000	0.000	0.000		0.001	-	-			0.000	0.000	0.000		5.68	-	-			0.000	0.000	0.000		5.68	-	-			0.190
20.000	0.000	0.000	0.000	0.001	-	-	0.000	0.000	0.000		0.001	-	-			0.000	0.000	0.000		6.68	-	-			0.000	0.000	0.000		6.68	-	-			0.200
Totals:					0	55						0	10	0	0						0	33						0	30	0	0			
Number of Trades:					0						0	0						0.00						0	0									

OTE (CR)

(Contract Size: 100 Securities, Exercise Style: American, Physical Delivery)

Exercise Price	Call Options														Put Options																		
	May 2022							June 2022							Other Months		May 2022							June 2022							Other Months		Exercise Price
	Open price	Price max	Price min	Last price	Closing price	Volume	Open Interest	Open price	Price max	Price min	Last price	Closing price	Volume	Open Interest	Volume	Open Interest	Open price	Price max	Price min	Last price	Closing price	Volume	Open Interest	Open price	Price max	Price min	Last price	Closing price	Volume	Open Interest	Volume	Open Interest	
9.600						-	-	0.000	0.000	0.000	8.34	-	-											0.000	0.000	0.000	0.001	-	-			0.096	
10.000						-	-	0.000	0.000	0.000	7.94	-	-											0.000	0.000	0.000	0.001	-	-			0.100	
11.000	0.000	0.000	0.000	6.93	-	-	0.000	0.000	0.000	6.94	-	-				0.000	0.000	0.000	0.001	-	-		0.000	0.000	0.000	0.001	-	-			0.110		
12.000	0.000	0.000	0.000	5.93	-	-	0.000	0.000	0.000	5.94	-	-				0.000	0.000	0.000	0.002	-	-		0.000	0.000	0.000	0.001	-	-			0.120		
13.000	0.000	0.000	0.000	4.93	-	-	0.000	0.000	0.000	4.95	-	-				0.000	0.000	0.000	0.001	-	-		0.000	0.000	0.000	0.001	-	-			0.130		
14.000	0.000	0.000	0.000	3.93	-	-	0.000	0.000	0.000	3.95	-	-				0.000	0.000	0.000	0.002	-	-		0.000	0.000	0.000	0.001	-	-			0.140		
15.000	0.000	0.000	0.000	2.93	-	-	0.000	0.000	0.000	2.96	-	-				0.000	0.000	0.000	0.001	-	-		0.000	0.000	0.000	0.008	-	-			0.150		
16.000	0.000	0.000	0.000	1.93	-	-	0.000	0.000	0.000	2.01	-	-				0.000	0.000	0.000	0.001	-	-		0.000	0.000	0.000	0.056	-	-			0.160		
17.000	0.000	0.000	0.000	0.971	-	-	0.000	0.000	0.000	1.18	-	-				0.000	0.000	0.000	0.043	-	-		0.000	0.000	0.000	0.229	-	-			0.170		
18.000	0.000	0.000	0.000	0.283	-	70	0.000	0.000	0.000	0.581	-	-				0.000	0.000	0.000	0.355	-	-		0.000	0.000	0.000	0.627	-	-			0.180		
19.000	0.000	0.000	0.000	0.036	-	22	0.000	0.000	0.000	0.234	-	-				0.000	0.000	0.000	1.11	-	-		0.000	0.000	0.000	1.28	-	-			0.190		
20.000	0.000	0.000	0.000	0.002	-	-	0.000	0.000	0.000	0.076	-	-				0.000	0.000	0.000	2.08	-	-		0.000	0.000	0.000	2.13	-	-			0.200		
22.000	0.000	0.000	0.000	0.001	-	-	0.000	0.000	0.000	0.004	-	-				0.000	0.000	0.000	4.08	-	-		0.000	0.000	0.000	4.08	-	-			0.220		
24.000	0.000	0.000	0.000	0.001	-	-	0.000	0.000	0.000	0.001	-	-				0.000	0.000	0.000	6.08	-	-		0.000	0.000	0.000	6.08	-	-			0.240		
26.000	0.000	0.000	0.000	0.001	-	-	0.000	0.000	0.000	0.001	-	-				0.000	0.000	0.000	8.08	-	-		0.000	0.000	0.000	8.08	-	-			0.260		
Totals:						0	92					0	0	0	0							0	0					0	0	0	0		
Number of Trades:						0						0		0								0.00						0		0			

PIRAEUS FINANCIAL HOLD (CR)

(Contract Size: 100 Securities, Exercise Style: American, Physical Delivery)

Call Options														Put Options																			
May 2022							June 2022							Other Months		May 2022							June 2022							Other Months		Exercise Price	
Exercise Price	Open price	Price max	Price min	Last price	Closing price	Volume	Open Interest	Open price	Price max	Price min	Last price	Closing price	Volume	Open Interest	Volume	Open Interest	Open price	Price max	Price min	Last price	Closing price	Volume	Open Interest	Open price	Price max	Price min	Last price	Closing price	Volume	Open Interest	Volume		Open Interest
0.850	0.000	0.000	0.000		0.400	-	-	0.000	0.000	0.000		0.402	-	-			0.000	0.000	0.000		0.001	-	-	0.000	0.000	0.000		0.001	-	-			0.009
0.900	0.000	0.000	0.000		0.351	-	-	0.000	0.000	0.000		0.352	-	-			0.000	0.000	0.000		0.001	-	-	0.000	0.000	0.000		0.001	-	-			0.009
0.950	0.000	0.000	0.000		0.301	-	-	0.000	0.000	0.000		0.304	-	-			0.000	0.000	0.000		0.001	-	-	0.000	0.000	0.000		0.002	-	-			0.010
1.000	0.000	0.000	0.000		0.252	-	-	0.000	0.000	0.000		0.256	-	-			0.000	0.000	0.000		0.001	-	-	0.000	0.000	0.000		0.004	-	-			0.010
1.100	0.000	0.000	0.000		0.159	-	-	0.000	0.000	0.000		0.169	-	-			0.000	0.000	0.000		0.008	-	-	0.000	0.000	0.000		0.017	-	-			0.011
1.200	0.000	0.000	0.000		0.084	-	-	0.000	0.000	0.000		0.100	-	-			0.000	0.000	0.000		0.034	-	-	0.000	0.000	0.000		0.048	-	-			0.012
1.300	0.000	0.000	0.000		0.036	-	-	0.000	0.000	0.000		0.052	-	-			0.000	0.000	0.000		0.086	-	-	0.000	0.000	0.000		0.100	-	-			0.013
1.400	0.000	0.000	0.000		0.013	-	-	0.000	0.000	0.000		0.025	-	5			0.000	0.000	0.000		0.162	-	-	0.000	0.000	0.000		0.172	-	-			0.014
1.500	0.000	0.000	0.000		0.004	-	-	0.000	0.000	0.000		0.010	-	-			0.000	0.000	0.000		0.253	-	-	0.000	0.000	0.000		0.258	-	-			0.015
1.600	0.000	0.000	0.000		0.001	-	-	0.000	0.000	0.000		0.004	-	-			0.000	0.000	0.000		0.350	-	-	0.000	0.000	0.000		0.352	-	-			0.016
1.700	0.000	0.000	0.000		0.001	-	-	0.000	0.000	0.000		0.001	-	-			0.000	0.000	0.000		0.450	-	-	0.000	0.000	0.000		0.450	-	-			0.017
1.800	0.000	0.000	0.000		0.001	-	-	0.000	0.000	0.000		0.001	-	-			0.000	0.000	0.000		0.550	-	-	0.000	0.000	0.000		0.550	-	-			0.018
1.900	0.000	0.000	0.000		0.001	-	-	0.000	0.000	0.000		0.001	-	-			0.000	0.000	0.000		0.650	-	-	0.000	0.000	0.000		0.650	-	-			0.019
2.000	0.000	0.000	0.000		0.001	-	-	0.000	0.000	0.000		0.001	-	-			0.000	0.000	0.000		0.750	-	-	0.000	0.000	0.000		0.750	-	-			0.020
2.200	0.000	0.000	0.000		0.001	-	-	0.000	0.000	0.000		0.001	-	-			0.000	0.000	0.000		0.950	-	-	0.000	0.000	0.000		0.950	-	-			0.022
2.400						-	-	0.000	0.000	0.000		0.001	-	-								-	-	0.000	0.000	0.000		1.15	-	-			0.024
Totals:						0	0						0	5	0	0						0	0									0	0
Number of Trades:						0							0		0								0.00									0	



PPC (CR)

(Contract Size: 100 Securities, Exercise Style: American, Physical Delivery)

Call Options														Put Options																		
May 2022							June 2022							Other Months		May 2022							June 2022							Other Months		Exercise Price
Open price	Price max	Price min	Last price	Closing price	Volume	Open Interest	Open price	Price max	Price min	Last price	Closing price	Volume	Open Interest	Volume	Open Interest	Open price	Price max	Price min	Last price	Closing price	Volume	Open Interest	Open price	Price max	Price min	Last price	Closing price	Volume	Open Interest	Volume	Open Interest	
4.800	0.000	0.000	0.000	1.81	-	-	0.000	0.000	0.000	1.82	-	-	-	-	-	0.000	0.000	0.000	0.001	-	-	0.000	0.000	0.000	0.001	-	-	-	-	-	0.048	
5.200	0.000	0.000	0.000	1.41	-	-	0.000	0.000	0.000	1.43	-	-	-	-	-	0.000	0.000	0.000	0.001	-	-	0.000	0.000	0.000	0.006	-	-	-	-	-	0.052	
5.600	0.000	0.000	0.000	1.01	-	-	0.000	0.000	0.000	1.05	-	-	-	-	-	0.000	0.000	0.000	0.001	-	-	0.000	0.000	0.000	0.030	-	-	-	-	-	0.056	
6.000	0.380	0.380	0.380	0.380	5	5	0.000	0.000	0.000	0.715	-	-	-	-	-	0.000	0.000	0.000	0.018	-	-	0.000	0.000	0.000	0.093	-	-	-	-	-	0.060	
6.400	0.000	0.000	0.000	0.313	-	-	0.438	0.438	0.370	0.370	31	31	-	-	-	0.000	0.000	0.000	0.099	-	-	0.000	0.000	0.000	0.220	-	-	-	-	-	0.064	
6.800	0.060	0.060	0.060	0.060	10	20	0.220	0.228	0.199	0.199	73	63	-	-	-	0.000	0.000	0.000	0.300	-	1	0.000	0.000	0.000	0.426	-	-	-	-	-	0.068	
7.200	0.000	0.000	0.000	0.029	-	150	0.000	0.000	0.000	0.127	-	-	-	-	-	0.000	0.000	0.000	0.616	-	-	0.000	0.000	0.000	0.705	-	-	-	-	-	0.072	
7.600	0.000	0.000	0.000	0.005	-	-	0.000	0.000	0.000	0.057	-	-	-	-	-	0.000	0.000	0.000	0.993	-	-	0.000	0.000	0.000	1.04	-	-	-	-	-	0.076	
8.000	0.000	0.000	0.000	0.001	-	188	0.000	0.000	0.000	0.024	-	22	-	-	-	0.000	0.000	0.000	1.39	-	-	0.000	0.000	0.000	1.40	-	-	-	-	-	0.080	
8.400	0.000	0.000	0.000	0.001	-	41	0.000	0.000	0.000	0.009	-	-	-	-	-	0.000	0.000	0.000	1.79	-	-	0.000	0.000	0.000	1.79	-	-	-	-	-	0.084	
8.800	0.000	0.000	0.000	0.001	-	3	0.000	0.000	0.000	0.003	-	7	-	-	-	0.000	0.000	0.000	2.19	-	-	0.000	0.000	0.000	2.19	-	-	-	-	-	0.088	
9.200	0.000	0.000	0.000	0.001	-	7	0.000	0.000	0.000	0.001	-	10	-	-	-	0.000	0.000	0.000	2.59	-	-	0.000	0.000	0.000	2.59	-	-	-	-	-	0.092	
9.600	0.000	0.000	0.000	0.003	-	-	0.000	0.000	0.000	0.001	-	-	-	-	-	0.000	0.000	0.000	2.99	-	-	0.000	0.000	0.000	2.99	-	-	-	-	-	0.096	
10.000	0.000	0.000	0.000	0.001	-	-	0.000	0.000	0.000	0.001	-	-	-	-	-	0.000	0.000	0.000	3.39	-	-	0.000	0.000	0.000	3.39	-	-	-	-	-	0.100	
11.000	0.000	0.000	0.000	0.001	-	-	0.000	0.000	0.000	0.001	-	-	-	-	-	0.000	0.000	0.000	4.39	-	-	0.000	0.000	0.000	4.39	-	-	-	-	-	0.110	
12.000	0.000	0.000	0.000	0.001	-	-	0.000	0.000	0.000	0.001	-	-	-	-	-	0.000	0.000	0.000	5.39	-	-	0.000	0.000	0.000	5.39	-	-	-	-	-	0.120	
13.000					-	-	0.000	0.000	0.000	0.001	-	-	-	-	-	0.000	0.000	0.000	-	-	-	0.000	0.000	0.000	6.39	-	-	-	-	-	0.130	
14.000					-	-	0.000	0.000	0.000	0.001	-	-	-	-	-	0.000	0.000	0.000	-	-	-	0.000	0.000	0.000	7.39	-	-	-	-	-	0.140	
15.000					-	-	0.000	0.000	0.000	0.001	-	-	-	-	-	0.000	0.000	0.000	-	-	-	0.000	0.000	0.000	8.39	-	-	-	-	-	0.150	
16.000					-	-	0.000	0.000	0.000	0.001	-	-	-	-	-	0.000	0.000	0.000	-	-	-	0.000	0.000	0.000	9.39	-	-	-	-	-	0.160	
Totals:					15	414						104	133	0	0						15	1						0	1	0	0	
Number of Trades:					2						8	0						0.00						0	0							

Lending Products	Underlying Title	Multilateral Transactions[1]					Bilateral Transactions[2]		Stock Borrowing through OTC (volume)[3]	
		Open Interest[5]	Volume(Offered)	Average Weighted	Transactions volume	Average Weighted	Transactions Volume	Average Weighted	Transactions Volume	
ADMIEBOR	ADMIE (IPTO) HOLDING S.A. (CR)	7,410	132,678	5.31%	---	---	---	---	1,991,849	
AEGNBOR	AEGEAN AIRLINES (CR)	7,993	1,594	5.31%	---	---	---	---	21,619	
ALPHABOR	ALPHA SERVICES HOLD (CR)	631	586,756	5.31%	---	---	---	---	60,587,985	
ALMYBOR	ALUMIL (CR)	---	---	---	---	---	---	---	---	
EEEBOR	CC HBC AG (CR)	---	14,297	5.31%	---	---	---	---	70,546	
CENERBOR	CENERGY HOLDINGS (CB)	---	25,041	5.31%	---	---	---	---	---	
ELLAKTORBOR	ELLAKTOR (CR)	11,000	120,942	5.31%	---	---	---	---	6,870	
ELHABOR	ELVALHALCOR (CR)	27,290	25,366	3.31%	---	---	---	---	64,887	
EUROBBOR	EUROBANK HOLDINGS (CR)	120,000	408,279	5.31%	---	---	---	---	43,869,072	
EYDAPBOR	EYDAP S.A. (CR)	10,213	1,469	3.31%	---	---	---	---	642,239	
FFGRPBOR	FOLLI FOLLIE (CR)	---	---	---	---	---	---	---	900,530	
FOYRKBOR	FOURLIS (CR)	---	8,079	5.31%	---	---	---	---	47,250	
GEKTERNABOR	GEK TERNA (CR)	---	36,226	5.31%	---	---	---	---	19,345	
SARBOR	GR. SARANTIS S.A. (CR)	---	---	---	---	---	---	---	7,577	
EXAEBOR	HELLENIC EXCHANGES-A.S.E. (CR)	---	616,916	5.31%	---	---	---	---	204,031	
ELPEBOR	HELLENIC PETROLEUM (CR)	18,939	51,559	3.31%	---	---	---	---	170,151	
INTRKBOR	INTRACOM HOLDINGS (CR)	6,000	97,762	5.31%	---	---	---	---	---	
BELABOR	JUMBO SA (CR)	71,339	253,502	5.31%	---	---	---	---	695,175	
LAMDABOR	LAMDA DEVELOPMENT SA (CR)	961	3,709	5.31%	---	---	---	---	54,808	
MIGBOR	MARFIN INVESTMENT GROUP (CR)	---	175,164	5.31%	---	---	---	---	794,474	
MOHBOR	MOTOR OIL (CR)	1,353	59,131	5.31%	---	---	---	---	489,512	
MYTILBOR	MYTILINEOS (CR)	1,296	282,168	5.31%	---	---	---	---	495,582	
ETEBOR	NATIONAL BANK (CR)	18,000	48,785	5.31%	---	---	---	---	5,861,100	
OPAPBOR	OPAP (CR)	18,000	254,521	5.31%	---	---	---	---	1,325,723	
HTOBOR	OTE (CR)	96,180	49,180	3.31%	1,000	2.65%	---	---	1,357,375	
PPABOR	P.P.A. S.A. (CR)	1,564	6,249	5.31%	---	---	---	---	66,287	
TPEIRBOR	PIRAEUS FINANCIAL HOLD (CR)	8,000	62,342	5.31%	8,000	3.71%	---	---	3,628,922	
PLAISBOR	PLAISIO COMPUTERS SA (CR)	---	---	---	---	---	---	---	100	
PPCBOR	PPC (CR)	24,478	37,929	5.16%	---	---	---	---	1,981,162	
QUALBOR	QUALITY & RELIABILITY SA (CR)	---	---	---	---	---	---	---	---	
QUESTBOR	QUEST HOLDINGS (CR)	---	---	---	---	---	---	---	96,606	

## Stock Lending Notes

[1] - Multilateral contracts Lending or Borrowing as per Methods 8-1, 8-2 and 8-3-3 (According to ATHEX BoD Resolution No.17)

[2] - Bilateral Contracts Lending or Borrowing as per Methods 8-3-1 and 8-3-2 (According to ATHEX BoD Resolution No.20 )

[3] - The information concerning OTC Stock Borrowing Transactions is based on the statements of the Dematerialised Securities System (DSS) operators involved and refers to volumes that have been registered up until the previous working day.

[4] - Average Price (Volume weighted)

[5] - The Data concerning Open Interest before the start of trading session

Lending Products	Underlying Title	Multilateral Transactions[1]					Bilateral Transactions[2]		Stock Borrowing through OTC (volume)[3]
		Open Interest[5]	Volume(Offered)	Average Weighted	Transactions volume	Average Weighted	Transactions Volume	Average Weighted	Transactions Volume
TENERGYBOR	TERNA ENERGY (CR)	---	49,180	5.31%	---	---	---	---	34,049
TITCBOR	TITAN CEMENT (CB)	500	128,898	5.31%	---	---	---	---	222,092
VIOBOR	VIOHALCO SA/NV (CB)	14,147	46,659	5.31%	---	---	---	---	---

## Stock Lending Notes

[1] - Multilateral contracts Lending or Borrowing as per Methods 8-1, 8-2 and 8-3-3 (According to ATHEX BoD Resolution No.17)

[2] - Bilateral Contracts Lending or Borrowing as per Methods 8-3-1 and 8-3-2 (According to ATHEX BoD Resolution No.20 )

[3] - The information concerning OTC Stock Borrowing Transactions is based on the statements of the Dematerialised Securities System (DSS) operators involved and refers to volumes that have been registered up until the previous working day.

[4] - Average Price (Volume weighted)

[5] - The Data concerning Open Interest before the start of trading session

## Sectors codification for listed companies

12003-	ETF	10101010	Computer Services
10101015	Software	10102030	Computer Hardware
15101010	Telecommunications Equipment	15102015	Telecommunications Services
20101010	Health Care Facilities	20101025	Health Care Services
20102010	Medical Equipment	20103015	Pharmaceuticals
30101010	Banks	30202000	Diversified Financial Services
30202010	Asset Managers & Custodians	30202015	Investment Services
30204000	Closed End Investments	30302010	Full Line Insurance
30302015	Insurance Brokers	30302025	Property and Casualty Insurance
35101010	Real Estate Holding and Development	35101015	Real Estate Services
35102000	Diversified REITs	35102030	Office REITs
40201040	Rental & Leasing Services: Consumer	40202010	Home Construction
40202015	Household Furnishings	40202020	Household Appliance
40203040	Electronic Entertainment	40203045	Toys
40204020	Clothing & Accessories	40301010	Entertainment
40301030	Publishing	40301035	Radio & TV Broadcasters
40401010	Diversified Retailers	40401020	Apparel Retailers
40401025	Home Improvement Retailers	40401030	Specialty Retailers
40501010	Airlines	40501015	Travel & Tourism
40501020	Casinos & Gambling	40501025	Hotels & Motels
45101015	Distillers & Vintners	45101020	Soft Drinks
45102010	Farming Fishing Ranching & Plantations	45102020	Food Products
45103010	Tobacco	45201010	Food Retailers & Wholesalers
45201020	Personal Products	50101010	Construction
50101020	Building Roof/Wallboard and Plumbing	50101030	Cement
50101035	Building Materials: Other	50202010	Electrical Components
50203000	Diversified Industrials	50203015	Plastics
50203030	Containers & Packaging	50204000	Machinery: Industrial
50204020	Machinery: Construction & Handling	50205010	Industrial Suppliers
50205020	Back Office Support HR & Consulting	50205030	Forms & Bulk Printing Services
50206015	Commercial Vehicles & Parts	50206030	Marine Transportation
50206060	Transportation Services	55101000	Diversified Materials
55101020	Textile Products	55102000	General Mining
55102010	Iron & Steel	55102015	Metal Fabricating
55102035	Aluminum	60101020	Oil Refining and Marketing
65101010	Alternative Electricity	65101015	Conventional Electricity
65102030	Water		



**ATHEX**  
Athens Stock Exchange

Λεωφ. Αθηνών 110 104 42 Αθήνα  
110, Athinon Ave. GR 104 42 Athens  
tel. (+30)210-33.66.800, fax (+30)210-33.66.101  
[www.athexgroup.gr](http://www.athexgroup.gr)