

22

Ημερήσιο Δελτίο  
Συναλλακτικής Δραστηριότητας

Daily Official List  
of Trading Activity

Wednesday, 6 April, 2022  
Year: 143 Trading Day No: 65



**ATHEXGROUP**  
Athens Exchange Group

**Disclaimer:**

Hellenic Exchanges-Athens Stock Exchange S.A endeavours to ensure that the data and other material ("Information") presented on the Daily Official List are accurate and complete, but it is not liable for any errors or omissions of data or /and for the accuracy, credibility, updating and completeness of the aforesaid information nor it has any liability arising directly or indirectly from the use of the above Information.

The Company is not liable for the accuracy of the data included in listed companies' announcements. Only the sender of such an announcement is fully and solely liable for any infringement of third party's rights from the content of such announcement. All contents of the Daily Official List are provided only for information purposes and do not constitute investment advice or solicitation to invest in securities or other products listed for trading on the Exchange.

You acknowledge and agree that the Company is the owner of any property rights related to any Information appearing on the Daily Official List including intellectual property rights copyright, trademarks, etc.

The above data are a property of the Hellenic Exchanges-Athens Exchange and are copyright protected. Users are forbidden to reproduce, modify, copy, sale, transmit or redistribute, by all reproduction means and methods, part or the whole of the above data, without reference to their source.

The commercial exploitation of these data is, also, forbidden by third parties. Hellenic Exchanges-Athens Exchange does not carry any responsibility, direct or indirect, derived from usage or accidental alteration of the above data when used by third parties.

---

**Hellenic Exchanges – Athens Stock Exchange S.A.**

110 Athinon Ave., 10442 Athens, Tel: (210) 33.66.800, Fax: (210) 32.13.938

[www.athexgroup.gr](http://www.athexgroup.gr)

---

**Thessalonica Stock Exchange Center (T.S.E.C)**

16-18 Katouni Str., Thessalonica 546 25 Tel: (2310) 567.667, Fax: (2310) 530.545

---

**Athex Members Guarantee Fund**

14-16 Fidiou Str., Athens 106 78, Tel: (210) 33.04.682, Fax: (210) 33.04.155

---

**Hellenic Republic Capital Market Commission**

1 Kolokotroni Str. & 1 Stadiou Str., Athens 10562 Tel: (210) 33.77.100 Fax: (210) 33.77.173

---

**Table of Contents**

---

**Section 1: Statistical Figures of Securities, Derivatives and Lending**

Summary of Markets

Athex Indices

Analytic Figures for Athex Market's Boards and Categories

Trading Details by Athex Sectors and Financial Instruments (ETFs)

Top 10 best &amp; worst performing Shares

Derivatives Summary

**Section 2: Analytic Figures of Shares Transactions**

Analytic Figures of Shares Transactions

Shares' Notes

**Section 3: Figures of Securities Transactions**

Securities Blocks Details

Shares Rights Details

Stock Borrowing

Forced Sales Details

Forced Sales Registered Shares

Exchange Traded Funds (ETFs) Characteristics

**Section 5: Bonds traded in Fixed Income Assets Market**

Convertible Corporate Bonds - Regulated Market

Non Convertible Corporate Bonds - Regulated Market

Government Bonds

Treasury Bills &amp; Zero Coupon Government Bonds

Government Bonds Traded with the Open Outcry Method

State Banks Bonds

**Section 6: Additional Infos**

Athex &amp; ATHEXClear Members List

List of Stocks under Market Making operations

**Section 7: Derivatives Market Analytic Figures**

Index Futures

Stock Futures

Index Options

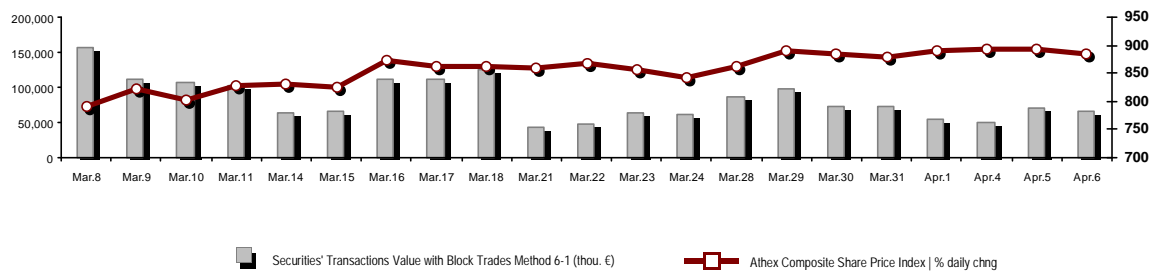
Stock Options

Stock Lending Analytic Figures

**Appendix A: Sectors codification for listed companies**

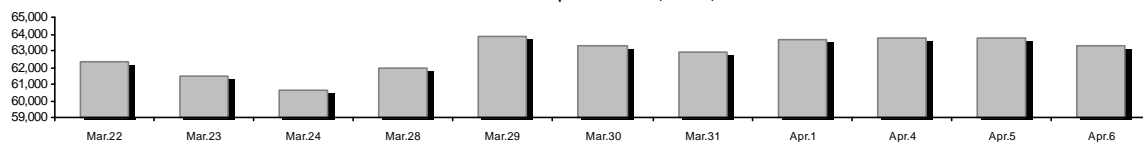
## Summary of Markets

Athex Composite Share Price Index vs Shares and Derivatives Transactions Value

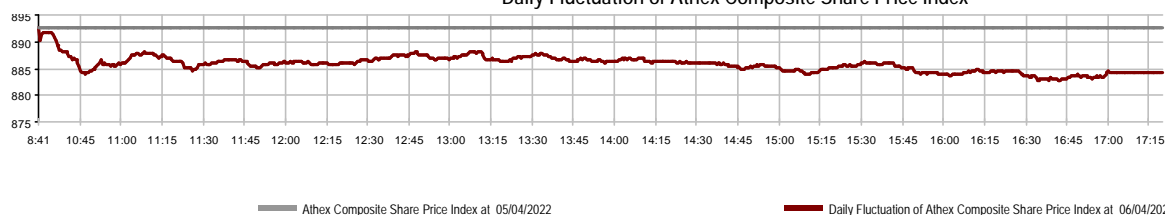


Athex Capitalisation (mill. €) **:	63,295.92		Derivatives Total Open Interest	316,611
Daily change: mill. €   %	-488.01	-0.77%	in Index Futures   % daily chng	3,165 4.59%
Yearly Avg Capitalisation: mill. €   % chng prev year Avg	66,158.67	8.66%	in Stock Futures   % daily chng	311,710 1.02%
Athex Composite Share Price Index   % daily chng	884.20	-0.95%	in Index Options   % daily chng	955 13.02%
Athex Composite Share Price Index Capitalisation (mill. €)	57,508.55		in Stock Options   % daily chng	781 2.90%
Daily change (mill. €)	-525.95			
Securities' Transactions Value with Block Trades Method 6-1 (t)	65,762.83		Derivatives Contracts Volume:	21,362
Daily change: %	-5,356.10	-7.53%	Daily change: pieces   %	1,280 6.37%
YTD Avg Trans. Value: thou. €   % chng prev year Avg	89,255.62	27.78%	YTD Avg Derivatives Contracts % chng prev year Avg	42,447 -10.95%
Blocks Transactions Value of Method 6-1 (thou. €)	11,757.78		Derivatives Trades Number:	1,500
Blocks Transactions Value of Method 6-2 & 6-3 (thou. €)	24.76		Daily change: number   %	-100 -6.25%
Bonds Transactions Value (thou.€)	1,761.66		YTD Avg Trades number % chng prev year Avg	2,371 12.06%
Securities' Transactions Volume with Block Trades Method 6-1 (tho)	23,155.10		Lending Total Open Interest	477,180
Daily change: thou. pieces   %	6.32	0.03%	Daily change: pieces   %	2,500 0.53%
YTD Avg Volume: % chng prev year Avg	38,797.36	13.46%	Lending Volume (Multilateral/Bilateral)	59,461
Blocks Transactions Volume of Method 6-1 (thou. Pieces)	3,617.14		Daily change: pieces   %	53,961
Blocks Transactions Volume of Method 6-2 & 6-3 (thou. Pieces)	1.06		Multilateral Lending	59,461
Bonds Transactions Volume	1,791,000		Bilateral Lending	0
Securities' Trades Number with Block Trades Method 6-1	28,844		Lending Trades Number:	28
Daily change: number   %	348	1.22%	Daily change: %	24
YTD Avg Trades number % chng prev year Avg	35,535	18.71%	Multilateral Lending Trades Number	28
Number of Blocks Method 6-1	7		Bilateral Lending Trades Number	0
Number of Blocks Method 6-2 & 6-3	2			
Number of Bonds Transactions	82			

Athex Capitalisation (mill. €) \*\*



Daily Fluctuation of Athex Composite Share Price Index



## Athex Indices

Index name	06/04/2022	05/04/2022	pts.	%	Min	Max	Year min	Year max	Year change
Athex Composite Share Price Index	884.20 €	892.68	-8.48	-0.95%	882.74	892.68	788.83	973.27	-1.02% €
Athex ESG Index	1,008.81 €	1,019.53	-10.72	-1.05%	1,007.87	1,019.53	888.47	1,131.24	-0.46% €
FTSE/Athex Large Cap	2,140.20 €	2,162.39	-22.19	-1.03%	2,137.80	2,162.39	1,884.54	2,384.15	-0.40% €
FTSE/Athex Mid Cap Index	1,514.48 €	1,528.22	-13.74	-0.90%	1,510.71	1,534.27	1,396.00	1,615.19	1.51% #
FTSE/ATHEX-CSE Banking Index	478.20 €	489.01	-10.81	-2.21%	476.65	489.01	382.96	569.66	9.90% #
FTSE/ATHEX High Dividend Yield Index	2,959.87 €	2,971.22	-11.35	-0.38%	2,958.71	2,976.54	2,762.75	3,292.03	-4.64% €
FTSE/ATHEX Global Traders Index Plus	2,383.66 €	2,397.40	-13.74	-0.57%	2,374.50	2,397.40	2,205.66	2,580.30	0.43% #
FTSE/ATHEX Mid & Small Cap Factor-Weighted Ind	4,901.51 €	4,921.70	-20.19	-0.41%	4,880.35	5,003.34	4,269.17	5,003.34	4.99% #
ATHEX Select Index Plus	3,253.07 €	3,280.69	-27.62	-0.84%	3,240.18	3,283.27	2,990.50	3,578.04	-3.90% €
ATHEX Select Index	4,612.49 €	4,640.12	-27.63	-0.60%	4,592.94	4,659.52	4,076.44	4,953.99	0.55% #
FTSE/Athex Market Index	513.93 €	518.95	-5.02	-0.97%	513.63	518.95	457.78	586.15	-4.14% €
Athex Composite Index Total Return Index	1,520.45 €	1,535.03	-14.58	-0.95%	1,517.94	1,535.03	1,356.45	1,673.61	-0.82% €
FTSE/Athex Large Cap Total Return	3,335.41 €	3,369.99	-34.58	-1.03%			2,944.22	3,702.87	-0.20% €
FTSE/Athex Mid Cap Total Return	1,946.34 €	1,964.00	-17.66	-0.90%			1,809.60	2,064.38	1.51% #
FTSE/ATHEX-CSE Banking Total Return Index	411.73 €	421.04	-9.31	-2.21%			337.43	485.90	9.90% #
Hellenic Mid & Small Cap Index	1,360.09 €	1,372.45	-12.36	-0.90%	1,355.22	1,372.45	1,243.70	1,451.84	-0.94% €
FTSE/Athex Banks	631.81 €	646.10	-14.29	-2.21%	629.77	646.10	505.99	752.66	9.89% #
FTSE/Athex Insurance	3,004.21 €	3,004.21	0.00	0.00%	3,004.21	3,004.21	1,994.86	3,171.11	50.60% #
FTSE/Athex Financial Services	740.64 €	753.28	-12.64	-1.68%	740.44	753.28	691.33	831.60	-1.12% €
FTSE/Athex Industrial Goods & Services	3,738.99 €	3,796.31	-57.32	-1.51%	3,726.78	3,796.31	3,365.52	3,930.81	0.19% #
FTSE/Athex Retail	48.05 €	48.18	-0.13	-0.27%	47.88	48.54	45.69	57.51	-2.38% €
FTSE/ATHEX Real Estate	4,280.77 €	4,332.64	-51.87	-1.20%	4,256.73	4,350.15	3,948.68	5,179.83	-11.04% €
FTSE/Athex Consumer Goods & Services	8,011.33 #	7,959.68	51.65	0.65%	7,919.96	8,011.33	7,260.09	8,381.33	10.35% #
FTSE/Athex Food & Beverage	7,039.43 €	7,107.40	-67.97	-0.96%	7,031.84	7,190.39	6,714.13	12,058.75	-37.88% €
FTSE/Athex Basic Resources	6,990.75 €	7,109.24	-118.49	-1.67%	6,942.24	7,142.22	6,227.37	8,197.29	-5.50% €
FTSE/Athex Construction & Materials	2,893.57 €	2,916.02	-22.45	-0.77%	2,868.22	2,916.02	2,533.53	3,209.28	-2.86% €
FTSE/Athex Energy	3,785.43 €	3,787.53	-2.10	-0.06%	3,758.22	3,791.99	3,339.51	3,854.94	9.93% #
FTSE/Athex Travel & Leisure	2,149.93 #	2,138.35	11.58	0.54%	2,136.46	2,164.15	1,858.00	2,197.16	9.52% #
FTSE/Athex Technology	2,290.90 €	2,312.15	-21.25	-0.92%	2,282.93	2,340.98	1,912.15	2,340.98	6.71% #
FTSE/Athex Telecommunications	4,807.93 #	4,802.37	5.56	0.12%	4,771.78	4,877.35	4,377.01	5,159.73	5.77% #
FTSE/Athex Utilities	4,739.94 €	4,814.28	-74.34	-1.54%	4,726.89	4,814.28	4,203.53	5,208.71	-7.98% €
FTSE/Athex Health Care	482.29 €	495.88	-13.59	-2.74%	480.03	502.67	418.89	611.35	-12.70% €
FTSE/Athex Personal Products	7,322.90 €	7,341.32	-18.42	-0.25%	7,242.15	7,428.54	6,680.63	8,868.58	-16.06% €
Athex All Share Index	221.86 €	223.56	-1.70	-0.76%	221.86	221.86	200.98	248.43	-3.56% €
Hellenic Corporate Bond Index	122.04 #	122.02	0.01	0.01%			119.78	127.89	-4.49% €
Hellenic Corporate Bond Price Index	90.45 #	90.45	0.00	0.00%			88.90	95.40	-5.17% €

Note 1: FTSE/Med 100, Hellenic Corporate Bond Price Index and Hellenic Corporate Bond Index closing prices refer to the previous trading day of 04/04/2022.

Note 2: The Hellenic Mid & Small Cap Index is a Customized index calculated by the Athens Exchange.

## Analytic Figures for Athex Market's Boards and Categories

	Total Traded Securities	Main Market	Surveillance	Exchange Traded Funds (ETFs)
Totals	121	106	14	1
Gain / Lose / Same:	31 / 69 / 21	29 / 63 / 14	2 / 5 / 7	0 / 1 / 0
Athex Capitalisation (mill. €) **	63,295.92	63,049.60	246.32	
Daily Average Trans/ons Value(thou.€)	89,255.62	89,071.43	235.93	13.84
Transactions Value	65,787.59	65,574.19	209.81	3.58
Main Board:	54,005.05	53,791.65	209.81	3.58
Blocks Board 6_2_3:	11,782.54	11,782.54	0.00	0.00
Forced Sales Board:	0.00	0.00	0.00	0.00
Special Terms Board:	0.00	0.00	0.00	0.00
Daily Average Transactions Volume	38,797,364	37,914,984	891,450	647
Transactions Volume	23,156,162	22,419,050	736,947	165
Main Board:	19,537,958	18,800,846	736,947	165
Blocks Board 6_2_3:	3,618,204	3,618,204	0	0
Forced Sales Board:	0	0	0	0
Special Terms Board:	0	0	0	0
Daily Average Number of Trades	35,535	35,257	275	3
Number of Trades	28,846	28,608	236	2
Main Board:	28,837	28,599	236	2
Blocks Board 6_2_3:	9	9	0	0
Forced Sales Board:	0	0	0	0
Special Terms Board:	0	0	0	0

## Trading Details by Athex Sectors and Financial Instruments (ETFs)

Code	Sectors	Gain / Lose / Same	Number of Trades	Transactions Volume	Transactions Value	% of Total Trans. Value
3010	- Banks	0 / 6 / 0	10,617	17,580,651	30,944,611.82	47.04%
5510	- Basic Resources	4 / 9 / 1	635	251,572	643,007.15	0.98%
5010	- Construction & Materials	2 / 9 / 1	1,104	533,510	1,311,225.54	1.99%
4020	- Consumer Products & Services	3 / 3 / 3	1,547	317,974	3,327,524.79	5.06%
6010	- Energy	2 / 2 / 0	904	147,998	1,659,331.97	2.52%
12000	- Financial Instruments	0 / 1 / 0	2	165	3,580.35	0.01%
3020	- Financial Services	0 / 3 / 0	851	610,802	127,533.60	0.19%
4510	- Food Beverage & Tobacco	2 / 3 / 3	474	94,509	1,097,861.60	1.67%
2010	- Health Care	0 / 2 / 0	29	9,053	12,345.03	0.02%
5020	- Industrial Goods & Service	4 / 8 / 3	2,297	746,506	3,164,637.01	4.81%
3030	- Insurance	1 / 0 / 1	54	12,390	69,679.28	0.11%
4030	- Media	0 / 1 / 0	15	8,100	3,722.50	0.01%
4520	- Personal Care, Drug & Grocery Stores	0 / 2 / 1	127	43,970	162,409.87	0.25%
3510	- Real Estate	3 / 2 / 3	696	254,443	1,285,729.27	1.95%
4040	- Retail	1 / 4 / 1	513	99,522	313,576.82	0.48%
1010	- Technology	6 / 4 / 1	1,827	489,063	2,083,661.47	3.17%
1510	- Telecommunications	1 / 0 / 1	2,002	387,272	6,672,095.82	10.14%
4050	- Travel & Leisure	2 / 5 / 2	2,459	896,063	7,304,231.22	11.10%
6510	- Utilities	0 / 5 / 0	2,693	672,599	5,600,820.89	8.51%

## Top 10 best &amp; worst performing Shares

## Main Market

With positive Price change	Closing price	change	With negative Price change	Closing price	change
KARELIA (CR)	294	7.30% #	SIDMA STEEL (CR)	2.46	-6.46% €
ILYDA S.A. (CR)	1.46	6.96% #	EKTER SA (CR)	1.04	-3.70% €
BYTE COMPUTER SA (CR)	3.345	6.19% #	AVAX S.A. (CR)	0.796	-3.63% €
KTIMA KOSTAS LAZARIDIS SA (CR)	1.83	5.17% #	CENERGY HOLDINGS (CB)	3.35	-3.46% €
ALPHA REAL ESTATE SA(CR)	8.38	2.20% #	IDEAL HOLDINGS (CR)	3.54	-3.28% €
THRACE PLASTICS SA (CR)	5.2	2.16% #	EUROBANK HOLDINGS (CR)	1.01	-3.07% €
AS COMPANY SA (CR)	2.16	1.89% #	EPSILON NET (CR)	6.98	-3.06% €
AUTOHELLAS SA (CR)	9.75	1.56% #	CENTRIC HOLDINGS (CR)	0.303	-2.57% €
BRIQ PROPERTIES (CR)	2.14	1.42% #	ELASTRON (CR)	2.32	-2.52% €
KEKROPS SA (CR)	2.33	1.30% #	INTRACOM HOLDINGS (CR)	1.666	-2.46% €
With the highest Transactions Value	Value (thou. €)	change	With the highest Transactions Volume	Volume	change
NATIONAL BANK (CR)	16,414.14	-1.54% €	ALPHA SERVICES HOLD (CR)	5,194,748	-1.87% €
OPAP (CR)	6,933.02	0.74% #	NATIONAL BANK (CR)	4,745,282	-1.54% €
OTE (CR)	6,656.75	0.12% #	EUROBANK HOLDINGS (CR)	4,617,308	-3.07% €
ALPHA SERVICES HOLD (CR)	5,733.02	-1.87% €	PIRAEUS FINANCIAL HOLD (CR)	2,987,295	-2.07% €
EUROBANK HOLDINGS (CR)	4,700.44	-3.07% €	MARFIN INVESTMENT GROUP (CR)	581,198	-1.40% €
PIRAEUS FINANCIAL HOLD (CR)	4,068.96	-2.07% €	OPAP (CR)	508,426	0.74% #
PPC (CR)	3,724.05	-1.40% €	PPC (CR)	478,971	-1.40% €
JUMBO SA (CR)	3,023.22	0.58% #	OTE (CR)	385,622	0.12% #
MYTILINEOS (CR)	2,198.21	-1.67% €	JUMBO SA (CR)	217,546	0.58% #
TERNA ENERGY (CR)	1,594.09	-2.11% €	ELLAKTOR (CR)	209,129	1.10% #

Note: Stocks that are not included in the "Under Supervision" category, and the transactions value is more than 10,000 €.

## Derivatives Summary

	Number of Trades	Volume	Open Interest
<b>Index Futures</b>	<b>116</b>	<b>303</b>	<b>3,165</b>
FTSE/Athex Banks	0	0	0
FTSE/Athex Large Cap	116	303	3,165
<b>Stock Futures</b>	<b>1,373</b>	<b>20,970</b>	<b>311,710</b>
ADMIE (IPTO) HOLDING S.A. (CR)	15	90	4,593
ALPHA SERVICES HOLD (CR)	197	8,321	99,010
CC HBC AG (CR)	24	40	2,015
CENERGY HOLDINGS (CB)	25	55	10,119
ELLAKTOR (CR)	44	500	12,944
EUROBANK HOLDINGS (CR)	130	2,376	37,420
EYDAP S.A. (CR)	0	0	378
FOURLIS (CR)	1	2	2,576
GEK TERNA (CR)	23	59	5,879
HELLENIC EXCHANGES-A.S.E. (CR)	1	10	1,138
HELLENIC PETROLEUM (CR)	8	26	1,379
INTRACOM HOLDINGS (CR)	34	192	6,020
JUMBO SA (CR)	10	16	1,171
LAMDA DEVELOPMENT SA (CR)	45	176	5,801
MARFIN INVESTMENT GROUP (CR)	0	0	30,408
MOTOR OIL (CR)	22	33	1,946
MYTILINEOS (CR)	73	269	5,848
NATIONAL BANK (CR)	383	6,879	27,448
OPAP (CR)	32	93	1,442
OTE (CR)	55	191	1,102
P.P.A. S.A. (CR)	2	6	690
PIRAEUS FINANCIAL HOLD (CR)	93	1,015	25,130
PPC (CR)	120	549	15,590
TERNA ENERGY (CR)	24	40	2,812
TITAN CEMENT (CB)	3	4	937
VIOHALCO SA/NV (CB)	9	28	7,914
<b>Index Options</b>	<b>5</b>	<b>56</b>	<b>955</b>
FTSE/Athex Large Cap	5	56	955
<b>Stock Options</b>	<b>6</b>	<b>33</b>	<b>781</b>
ALPHA SERVICES HOLD (CR)	0	0	0
NATIONAL BANK (CR)	0	0	306
OPAP (CR)	0	0	110
OTE (CR)	0	0	95
PIRAEUS FINANCIAL HOLD (CR)	0	0	0
PPC (CR)	6	33	270
<b>Total Derivatives Traded</b>	<b>1,500</b>	<b>21,362</b>	<b>316,611</b>











Number of Outstanding Securities	Nominal Value	Dividends [1] 2019 2020 2021	Date of Last Dividend [2]	Coupon Right	Note	Shares	Closing price	% change	Previous closing price/date	Open price	Price min	Price max	Last price	Avg price	Last Bid [7]	Last Ask [7]	P/E after tax	Year	Volume	Trades	Transactions Value[8]	Company Mkt Value (thou. €)	Year low	Year high	Sector[4]
5,867,311	0.300	---	11/08/2010	28/04/2017	5243	DIONIC (CR)	0.11	---	0.11 30/06/2020	---	---	---	---	---	---	---	---	---	---	---	---	645.40	0.11	0.11	50205010
66,948,210	0.300	---	22/09/2015	22/09/2015	5179	FOLLI FOLLIE (CR)	4.8	---	4.8 24/05/2018	---	---	---	---	---	---	---	---	---	---	---	---	321,351.41	4.8	4.8	40401030
12,417,000	0.310	---	27/08/2019	28/08/2017	5233	MLS MULTIMEDIA SA (CR)	0.57	---	0.57 12/05/2020	---	---	---	---	---	---	---	---	---	---	---	---	7,077.69	0.57	0.57	10101015
33,301,715	0.320	---	27/06/2003	08/07/2009	5241	AEGEK (CR)	0.035	---	0.035 25/06/2020	---	---	---	---	---	---	---	---	---	---	---	---	1,165.56	0.035	0.035	50101010
4,737,503	0.320	---	22/06/2005	22/09/2015	5115	VARANGIS AVEPE S.A. (CR)	0.11	---	0.11 02/03/2022	---	---	---	---	---	---	---	---	---	---	---	---	521.13	0.11	0.11	40202015
77,126,446	0.340	---	23/05/2005	18/08/2011	5206	G.E. DIMITRIOU (CR)	0.0125	---	0.0125 30/04/2019	---	---	---	---	---	---	---	---	---	---	---	---	964.08	0.0125	0.0125	40202020
7,085,888	1.59	---	02/07/1996	06/09/2010	5216	ELVIEK (CR)	2.6	---	2.6 30/09/2019	---	---	---	---	---	---	---	---	---	---	---	---	18,423.31	2.6	2.6	35101010
25,179,640	0.600	---	08/08/1994	19/09/2000	5191	J.BOUTARIS & SON (CR)	0.026	---	0.026 01/10/2018	---	---	---	---	---	---	---	---	---	---	---	---	742.45	0.026	0.026	45101015
1,540,000	0.600	---	08/08/1994	19/09/2000	5192	J.BOUTARIS & SON (PR)	0.057	---	0.057 01/10/2018	---	---	---	---	---	---	---	---	---	---	---	---	742.45	0.057	0.057	45101015

## Suspension Status

## Shares' Notes

Code	Note text
( )	- Adjusted dividends.
*	- Last adjusted closing price.
[1]	- Net dividends.
[2]	- The "Date of Last Coupon" for New listings refers to the date company's stocks started to trade in Athex
[3]	- The Company Market Value is referred to the number of outstanding shares
[4]	- Sectors codification can be found in Appendix A
[5]	- The Market Value refers to the total number of shares listed (including their several classes) in the exchange by the company.
[6]	- P/E greater than 100
[7]	- Last view of the Order Book before the end of the trading session
[8]	- All Blocks Methods' Transactions Value are included.
4750	- Transfer to the Under Surveillance Category from 8/4/2011.
4912	- Transfer to the Surveillance Category as of 31/7/2012.
4955	- Transfer to the Surveillance Category as from 5/4/2013.
4957	- Transfer to the Surveillance Category as from 5/4/2013.
4958	- Transfer to the Surveillance Category as from 5/4/2013.
4959	- Transfer to the Surveillance Category as from 5/4/2013.
5093	- Transfer to the Surveillance Category as of 8/4/2015.
5112	- Transfer to the Surveillance Category as of 15/04/2016.
5115	- Transfer to the Surveillance Category as of 15/04/2016.
5141	- Transfer to the Surveillance Category as of 10/05/2017.
5160	- Transfer to the Surveillance Category as of 15/04/2016.
5162	- Transfer to the Under Supervision Category as of 21/12/2009.
5165	- Transfer to the Surveillance Category as of 15/02/2018.
5179	- Suspension of trading as of 25/05/2018.
5191	- Suspension of trading as of 02/10/2018.
5192	- Suspension of trading as of 02/10/2018.
5193	- Transfer to the Surveillance Category as of 25/10/2018.
5194	- Transfer to the Surveillance Category as of 25/10/2018.
5197	- Transfer to the Surveillance Category as of 07/11/2018.
5206	- Suspension of trading as of 02/05/2019.
5216	- Suspension of trading as of 01/10/2019.
5232	- Transfer to the Under Surveillance Category from 08/04/2011.
5233	- Suspension of trading as of 13/05/2020.
5241	- Suspension of trading as of 26/06/2020.
5243	- Suspension of trading as of 01/07/2020.
5245	- Transfer to the Surveillance Category as of 09/07/2020.
5246	- Transfer to the Surveillance Category as of 09/07/2020.
5248	- Transfer to the Surveillance Category as of 06/09/20116.
5253	- Transfer to the Surveillance Category as of 14/5/2021.

### Securities Blocks Details

Securities	Block Volume	Price	Block Trade Value	Time of approval	Note
NATIONAL BANK (CR)	1,000,000	3.46	3,461,000.00	11:17:40	20
ATTICA BANK S.A. (CR)	980	0.160	156.80	11:20:05	18
NATIONAL BANK (CR)	125,000	3.45	431,250.00	11:39:34	20
PPC (CR)	97,632	7.74	755,183.52	16:19:20	20
NATIONAL BANK (CR)	896,388	3.46	3,097,020.54	16:35:28	20
KARELIA (CR)	82	300.00	24,600.00	16:57:12	18
GEK TERNA (CR)	32,342	9.31	301,104.02	17:12:17	20
PIRAEUS FINANCIAL HOLD (CR)	655,942	1.36	889,129.38	17:13:47	20
NATIONAL BANK (CR)	809,838	3.49	2,823,095.27	17:14:49	20

### Blocks Notes

- 9 - Method 6-1 / Special Fees
- 10 - Method 6-1 / Special Fees, SDS
- 14 - Method 6-3 / Settlement, Incomplete Buy and Sell
- 18 - Method 6-2 / SPOT 1
- 19 - Method 6-2 / SPOT 2
- 20 - Method 6-1 and Method 6-1 Same Day Settlement
- 21 - Other Pre-agreed

## Shares Rights Details

Occured date	Exercise from	Exercise until	Trading until	Rights	Price min	Price max	Closing price	Last Bid	Last Ask	Volume	Trades	Transactions Value
--------------	---------------	----------------	---------------	--------	-----------	-----------	---------------	----------	----------	--------	--------	--------------------

No Rights Transactions.



---

**Forced Sales Details**

---

Securities	Category of Security	Transactions Volume	Number of Trades	Transactions Value	Note
<b>No Forced Transactions.</b>					

---

---

**Forced Sales Notes**

---

- 1 - Compulsory Public Forced Sales
- 2 - Forced Sales of Fixed Registered Shares
- 3 - Forced Sales of Remaining Fractional Shares

## Exchange Traded Funds (ETFs) Characteristics

	Transactions Date (T)	Creation / Redemption	Units (T-1)	New Units (T-1)	Redemption Units (T-1)	Units (T) [1]	Fund Assets [2]	Net Unit Price	Dividend per Unit	Dividend Date
ALPHA ETF FTSE Athex Large Cap	06/04/2022	5,000	882,175	---	---	882,175	19,230,200.00	21.7986	0.71	01/07/2021

## ETFs Notes

[1] - Units (T) = Units (T-1) + New Units (T-1) - Redemption Units (T-1)

[2] - The Creation / Redemption Units of T-1 are included.

## Non Convertible Corporate Bonds - Regulated Market

Num Listed Bonds	Nominal price	Issue price	Today's Rate	Exp. Date	Duration (years)	Note	Coupon		Trading Unit	Corporate Bonds	Accrued Int.	Yield.T.Mat	Price min	Price max	Closing price	Previous closing price/date	Volume	Transactions Value	Last order		ear min	Year max		
							Common	Preferred											Price	Buy / Sell			Date	
120,000	1,000.00	1,000.00	3.95	04/04/2025	7	---	9	---	1	GEK TERNA S.A. (Non Convertible)	0.4389	3.2480	100.0500	100.5000	100.5000	100.0500	05/04/2022	28,000	28,080.29	100.5000	B	36/04/2022	99.3357	103.2000
320,000	1,000.00	1,000.00	3.40	21/07/2027	7	---	4	---	1	LAMDA DEVELOPMENT S.A. (Non Convertible)	7.2722	3.3490	97.7001	99.3500	99.3342	99.3040	05/04/2022	244,000	242,471.41	98.1100	B	36/04/2022	93.0000	102.0000
200,000	1,000.00	1,000.00	2.10	27/10/2027	7	---	3	---	1	O.P.A.P. S.A. (Non Convertible)	9.5083	2.1610	99.0000	99.9999	99.3588	99.9500	05/04/2022	169,000	169,523.21	96.0000	B	36/04/2022	96.0000	101.7500
250,000	1,000.00	1,000.00	2.45	16/11/2028	7	---	1	---	1	ELVALHALCOR S.A. (Non Convertible)	9.7319	3.3470	94.6000	98.5000	94.9079	97.5000	05/04/2022	38,000	36,434.81	94.6200	B	36/04/2022	90.5001	100.2900
120,000	1,000.00	1,000.00	2.65	06/12/2028	7	---	1	---	1	NOVAL PROPERTY REIC (Non Convertible)	9.0542	3.3500	---	---	---	95.9740	30/03/2022	---	---	92.1300	B	36/04/2022	91.5106	100.0000
300,000	1,000.00	1,000.00	2.30	14/12/2028	7	---	1	---	1	GEK TERNA S.A. (Non Convertible)	7.3472	3.9120	---	---	---	91.2000	05/04/2022	---	---	91.0000	B	36/04/2022	89.3899	100.0000
100,000	1,000.00	1,000.00	2.95	11/02/2027	5	---	1	---	1	SAFE BULKERS PARTICIPATIONS PLC (Non Convertible)	4.5889	4.1500	---	---	---	95.0200	05/04/2022	---	---	94.5010	B	36/04/2022	94.2117	99.9990
500,000	1,000.00	1,000.00	2.75	03/07/2027	7	---	4	---	1	GEK TERNA S.A. (Non Convertible)	7.2569	4.3910	91.9900	93.1990	91.9993	93.0580	05/04/2022	66,000	61,630.27	91.5000	B	36/04/2022	90.5000	99.0000
150,000	1,000.00	1,000.00	2.60	22/10/2026	7	---	5	---	1	TERNA ENERGY FINANCE S.A. (Non Convertible)	12.1333	2.9040	98.0000	98.0000	98.0000	97.5660	05/04/2022	8,000	7,937.07	98.2000	B	36/04/2022	92.9810	99.9900
175,000	1,000.00	1,000.00	3.40	26/07/2024	5	---	6	---	1	ATTICA HOLDINGS S.A. (Non Convertible)	6.8000	4.1840	97.5000	97.5000	97.5000	97.4140	05/04/2022	30,000	29,454.00	96.6506	B	36/04/2022	94.5217	99.4500
90,000	1,000.00	1,000.00	3.00	11/05/2023	5	---	8	---	1	CORAL A.E. (Non Convertible)	12.3333	2.6400	100.0500	100.0500	100.0500	100.0000	05/04/2022	30,000	30,385.00	100.0500	B	36/04/2022	99.8036	102.0000
20,148	1,000.00	1,000.00	4.95	26/06/2023	5	---	8	---	1	B&F COMM. & GARM. INDUS. S.A. (Non Convertible)	14.0250	4.1600	100.0001	100.0001	100.0001	100.0000	05/04/2022	15,000	15,210.39	100.0000	B	36/04/2022	99.0000	101.0000
200,000	1,000.00	1,000.00	1.90	23/03/2028	7	---	3	---	1	MOTOR OIL CORINTH REFINERIES SA (Non Convertible)	0.8444	2.4410	96.7000	97.0000	96.8889	96.6620	05/04/2022	27,000	26,182.80	96.0100	B	36/04/2022	94.5000	99.2000
100,000	1,000.00	1,000.00	2.70	25/05/2026	5	---	2	---	1	COSTAMARE PARTICIPATIONS PLC (Non Convertible)	10.0500	2.7670	---	---	---	99.5000	05/04/2022	---	---	98.6000	B	36/04/2022	95.3065	102.0000
300,000	1,000.00	1,000.00	2.30	20/07/2028	7	---	2	---	1	PRODEA REIC S.A.(Non Convertible)	4.9833	3.3890	91.7000	94.0000	93.9931	91.7730	05/04/2022	31,000	28,958.04	91.7010	B	36/04/2022	89.3428	98.1000
150,000	1,000.00	1,000.00	2.65	22/10/2026	5	---	1	---	1	CPLP SHIPPING HOLDINGS PLC (Non Convertible)	12.3667	3.4890	96.5000	98.0000	96.5000	98.0000	05/04/2022	1,088,000	1,068,924.93	96.0200	B	36/04/2022	94.2138	100.0000
100,000	1,000.00	1,000.00	2.80	25/01/2027	5	---	1	---	1	PREMIA S.A. (Non Convertible)	5.6778	3.7260	96.0100	96.1400	96.0967	94.2600	04/04/2022	15,000	14,499.67	93.5012	B	36/04/2022	92.2001	99.5000
200,000	1,000.00	1,000.00	3.60	12/03/2026	7	---	7	---	1	AEGEAN AIRLINES S.A. (Non Convertible)	2.5000	3.7560	98.0000	98.0000	98.0000	98.7500	05/04/2022	2,000	1,965.00	98.0100	B	36/04/2022	95.8165	101.3000

## Corporate Bonds Notes

Transactions Volume = (Pieces) \* (Nominal Price). Transactions Value = (Pieces) \* (Nominal Price) \* (price %) + (Accrued interest).

The price of a Bond is stated as a percentage (%) of Bond's Nominal Price.

Nominal Price in Euros (€), except if it is noted differently.

## Government Bonds

Number Listed Bonds	Nominal price	Today's Rate	Accrued Interest Calc	Exp. Date [1]	Duration (years)	Note	Coupons Date	Curr. coupon value	Trading Unit	Government Bonds	Price min	Price max	Closing price	Previous closing price/date	Volume	Transactions Value	Price	Last order Buy / Sell	Date
3,000,000	1,000.00	4.38	Actual/Actual	01/08/2022	5	---	01/08	4.38	1	GGB-FXD-010822-05Y-4.375-1.000	---	---	---	---	---	---	1.0000	B	28/11/2018
4,500,000	1,000.00	1.88	Actual/Actual	04/02/2035	15	---	04/02	1.88	1	GGB-FXD-040235-15Y-1.875-1.000	---	---	---	---	---	---	---	---	---
2,500,000	1,000.00	3.45	Actual/Actual	02/04/2024	5	---	02/04	3.45	1	GGB-FXD-020424-05Y-3.450-1.000	---	---	---	---	---	---	---	---	---
6,000,000	1,000.00	0.75	Actual/Actual	18/06/2031	10	---	18/06	0.75	1	GGB-FXD-180631-10Y-0.750-1.000	---	---	---	---	---	---	---	---	---
4,355,990,324	1.00	3.50	Actual/Actual	30/01/2023	5	---	01/02 - 31/01	3.50	1	GGB-FXD-300123-05Y-3.500-1.000	---	---	---	94.5720 13/07/2018	---	---	1.0000	B	28/11/2018
5,962,747,327	1.00	3.75	Actual/Actual	30/01/2028	10	---	/02 - 01/02 - 31/	3.75	1	GGB-FXD-300128-10Y-3.750-1.000	---	---	---	85.4610 13/07/2018	---	---	1.0000	B	28/11/2018
6,567,309,386	1.00	3.90	Actual/Actual	30/01/2033	15	---	/02 - 01/02 - 31/	3.90	1	GGB-FXD-300133-15Y-3.900-1.000	---	---	---	78.6730 13/07/2018	---	---	1.0000	B	28/11/2018
5,222,848,349	1.00	4.00	Actual/Actual	30/01/2037	19	---	/02 - 01/02 - 31/	4.00	1	GGB-FXD-300137-19Y-4.000-1.000	---	---	---	77.0370 13/07/2018	---	---	1.0000	B	28/11/2018
5,126,770,669	1.00	4.20	Actual/Actual	30/01/2042	24	---	/02 - 01/02 - 31/	4.20	1	GGB-FXD-300142-24Y-4.200-1.000	---	---	---	77.7640 13/07/2018	---	---	1.0000	B	28/11/2018
119,550,565	1.00	4.30	Actual/Actual	24/02/2023	11	---	24/02	4.30	1	GGB-FXD-240223-11Y-2.000-1.000	---	---	---	10.0000 22/06/2015	---	---	10.0000	B	11/07/2019
48,794,718	1.00	4.30	Actual/Actual	24/02/2024	12	---	24/02	4.30	1	GGB-FXD-240224-12Y-2.000-1.000	---	---	---	10.0000 22/06/2015	---	---	---	---	---
40,248,141	1.00	4.30	Actual/Actual	24/02/2025	13	---	24/02	4.30	1	GGB-FXD-240225-13Y-2.000-1.000	---	---	---	10.0000 22/06/2015	---	---	---	---	---
59,586,043	1.00	4.30	Actual/Actual	24/02/2026	14	---	24/02	4.30	1	GGB-FXD-240226-14Y-2.000-1.000	---	---	---	10.0000 22/06/2015	---	---	---	---	---
41,118,344	1.00	4.30	Actual/Actual	24/02/2027	15	---	24/02	4.30	1	GGB-FXD-240227-15Y-2.000-1.000	---	---	---	10.0000 22/06/2015	---	---	---	---	---
45,137,734	1.00	4.30	Actual/Actual	24/02/2028	16	---	24/02	4.30	1	GGB-FXD-240228-16Y-2.000-1.000	---	---	---	10.0000 22/06/2015	---	---	---	---	---
61,768,888	1.00	4.30	Actual/Actual	24/02/2029	17	---	24/02	4.30	1	GGB-FXD-240229-17Y-2.000-1.000	---	---	---	10.0000 22/06/2015	---	---	---	---	---
54,567,744	1.00	4.30	Actual/Actual	24/02/2030	18	---	24/02	4.30	1	GGB-FXD-240230-18Y-2.000-1.000	---	---	---	10.0000 22/06/2015	---	---	---	---	---
37,541,515	1.00	4.30	Actual/Actual	24/02/2031	19	---	24/02	4.30	1	GGB-FXD-240231-19Y-2.000-1.000	---	---	---	10.0000 22/06/2015	---	---	---	---	---
37,558,317	1.00	4.30	Actual/Actual	24/02/2032	20	---	24/02	4.30	1	GGB-FXD-240232-20Y-2.000-1.000	---	---	---	10.0000 22/06/2015	---	---	---	---	---
37,473,732	1.00	4.30	Actual/Actual	24/02/2033	21	---	24/02	4.30	1	GGB-FXD-240233-21Y-2.000-1.000	---	---	---	10.0000 22/06/2015	---	---	---	---	---
33,888,293	1.00	4.30	Actual/Actual	24/02/2034	22	---	24/02	4.30	1	GGB-FXD-240234-22Y-2.000-1.000	---	---	---	10.0000 22/06/2015	---	---	---	---	---
35,177,800	1.00	4.30	Actual/Actual	24/02/2035	23	---	24/02	4.30	1	GGB-FXD-240235-23Y-2.000-1.000	---	---	---	10.0000 22/06/2015	---	---	---	---	---
35,547,268	1.00	4.30	Actual/Actual	24/02/2036	24	---	24/02	4.30	1	GGB-FXD-240236-24Y-2.000-1.000	---	---	---	10.0000 22/06/2015	---	---	---	---	---
40,246,306	1.00	4.30	Actual/Actual	24/02/2037	25	---	24/02	4.30	1	GGB-FXD-240237-25Y-2.000-1.000	---	---	---	10.0000 22/06/2015	---	---	---	---	---
37,643,952	1.00	4.30	Actual/Actual	24/02/2038	26	---	24/02	4.30	1	GGB-FXD-240238-26Y-2.000-1.000	---	---	---	10.0000 22/06/2015	---	---	---	---	---
36,977,100	1.00	4.30	Actual/Actual	24/02/2039	27	---	24/02	4.30	1	GGB-FXD-240239-27Y-2.000-1.000	---	---	---	10.0000 22/06/2015	---	---	---	---	---
41,615,000	1.00	4.30	Actual/Actual	24/02/2040	28	---	24/02	4.30	1	GGB-FXD-240240-28Y-2.000-1.000	---	---	---	10.0000 22/06/2015	---	---	---	---	---
42,227,208	1.00	4.30	Actual/Actual	24/02/2041	29	---	24/02	4.30	1	GGB-FXD-240241-29Y-2.000-1.000	---	---	---	10.0000 22/06/2015	---	---	---	---	---
68,288,487	1.00	4.30	Actual/Actual	24/02/2042	30	---	24/02	4.30	1	GGB-FXD-240242-30Y-2.000-1.000	---	---	---	10.0000 22/06/2015	---	---	---	---	---
4,000,000	1,000.00	3.88	Actual/Actual	12/03/2029	10	---	12/03	3.88	1	GGB-FXD-120329-10Y-3.875-1.000	---	---	---	---	---	---	100.0000	B	15/10/2019
4,500,000	1,000.00	0.00	Actual/Actual	12/02/2026	5	---	12/02	0.00	1	GGB-FXD-120226-05Y-0.000-1.000	---	---	---	---	---	---	---	---	---
3,000,000	1,000.00	3.38	Actual/Actual	15/02/2025	7	---	15/02	3.38	1	GGB-FXD-150225-07Y-3.375-1.000	---	---	---	---	---	---	---	---	---
250,250	1,000.00	2.90	Actual/Actual	20/03/2023	4	---	20/03	2.90	1	GGB-FXD-200323-04Y-2.900-1.000	---	---	---	---	---	---	---	---	---
964,000	1,000.00	3.25	Actual/Actual	20/03/2025	6	---	20/03	3.25	1	GGB-FXD-200325-06Y-3.250-1.000	---	---	---	---	---	---	---	---	---

## Government Bonds Notes

Transactions Volume = (Pieces) \* (Nominal Price). Transactions Value = (Pieces) \* (Nominal Price) \* (price %) + (Accrued interest).

The Value of current coupon for the issues with NV 0.01 euro refers to NV 100 euros

FLR: Floating Interest Rate.

[1] - The Expiration Date of the interest bearing period and the Date for coupon payment.

## Government Bonds

Number Listed Bonds	Nominal price	Today's Rate	Accrued Interest Calc	Exp. Date [1]	Duration (years)	Note	Coupons Date	Curr. coupon value	Trading Unit	Government Bonds	Price min	Price max	Closing price	Previous closing price/date	Volume	Transactions Value	Price	Last order Buy / Sell	Date
2,100,000	1,000.00	3.55	Actual/Actual	20/03/2026	7	---	20/03	3.55	1	GGB-FXD-200326-07Y-3.550-1.000	---	---	---	---	---	---	---	---	---
40,000	1,000.00	0.22	FLR Actual/360	16/09/2022	1	---	16/03 - 16/09	---	1	GGB-FLT-160922-01Y-0.108-1.000	---	---	---	---	---	---	---	---	---
5,500,000	1,000.00	1.50	Actual/Actual	18/06/2030	10	---	18/06	1.50	1	GGB-FXD-180630-10Y-1.500-1.000	---	---	---	---	---	---	---	---	---
5,364,250	1,000.00	3.25	Actual/Actual	20/03/2050	30	---	20/03	3.25	1	GGB-FXD-200350-30Y-3.250-1.000	---	---	---	---	---	---	---	---	---
2,424,361	1,000.00	2.00	Actual/Actual	22/04/2027	7	---	22/04	2.00	1	GGB-FXD-220427-07Y-2.000-1.000	---	---	---	---	---	---	99.9000	B	22/04/2020
2,500,000	1,000.00	1.88	Actual/Actual	23/07/2026	7	---	23/07	1.88	1	GGB-FXD-230726-07Y-1.875-1.000	---	---	---	---	---	---	---	---	---
3,500,000	1,000.00	1.88	Actual/Actual	24/01/2052	30	---	24/01	1.88	1	GGB-FXD-240152-30Y-1.875-1.000	---	---	---	---	---	---	---	---	---
3,000,000	1,000.00	1.75	Actual/Actual	18/06/2032	10	---	18/06	1.75	1	GGB-FXD-180632-10Y-1.750-1.000	---	---	---	---	---	---	---	---	---

## Government Bonds Notes

Transactions Volume = (Pieces) \* (Nominal Price). Transactions Value = (Pieces) \* (Nominal Price) \* (price %) + (Accrued interest).

The Value of current coupon for the issues with NV 0.01 euro refers to NV 100 euros

FLR: Floating Interest Rate.

[1] - The Expiration Date of the interest bearing period and the Date for coupon payment.

Treasury Bills & Zero Coupon Government Bonds

Issue Date	13-Week Maturity									26-Week Maturity							52-Week Maturity										
	Exp. Date	Initial Rate	Num Listed Bonds	Nominal price	Issue price	Last Trade Price	Last Trade Date	Volume Traded	Note	Exp. Date	Initial Rate	Num Listed Bonds	Nominal price	Issue price	Last Trade Price	Last Trade Date	Volume Traded	Note	Exp. Date	Initial Rate	Num Listed Bonds	Nominal price	Issue price	Last Trade Price	Last Trade Date	Volume Traded	Note
11/06/2021	---	---	---	---	---	---	---	---	---	---	---	---	---	---	---	---	---	---	10/06/2022	-0.31	1,600,000	1,000.00	1,003.10	---	---	---	---
10/09/2021	---	---	---	---	---	---	---	---	---	---	---	---	---	---	---	---	---	---	09/09/2022	-0.31	1,000,000	1,000.00	1,003.14	---	---	---	---
10/12/2021	---	---	---	---	---	---	---	---	---	---	---	---	---	---	---	---	---	---	09/12/2022	-0.40	600,000	1,000.00	1,004.06	---	---	---	---

Bonds in Circulation	Currency / Min nominal traded Value	Coupons Payment Date	Current Coupon Value	Note	Coupon	Trading Unit	Issue Date	Duration (years)	Today's Interest	A.I.C in days	Bonds	Last price of previous days		Last Outcry in Cash (euro)		Trades in Pieces	Life min	Life Max	
												Price	Buy / Sell	Price	Buy / Sell				
<b>Corporate Bonds in Foreign Currency and Euro</b>																			
103,746	GBP / 10	01/12	0.25	---	63	1	01/12/1930	98	2.5	360	National Mortgage Bank	2.27	05/02/1996	2.27	S	05/02/1996	---	2.27	2.27
0	GBP / 10	01/12	0.25	---	65	1	01/12/1928	100	2.5	360	National Mortgage Bank	---	---	---	---	---	---	---	---

## Government Bonds Notes

A.I.C: Accrued Interest Calculation base.

FLR: Floating Interest Rate.

The minimum tradeable Nominal Value for all Demeterialised Government Titles is 100 Euros.

(μφρ-0)

## Athex &amp; ATHEXClear Members List

Member Name				Stock Market			Derivatives Market		ATHEXClear Member	
	Address	Phone	Fax	Market Member	Remote Member	Market Maker	Proprietary	Market Maker	General Clearing	Direct Clearing
A. SARRIS SECURITIES S.A.				a						
6, ΔΡΑΓΑΤΣΑΝΙΟΥ 6 ΑΘΗΝΑ	2103367700									
AEONIC SECURITIES C.I.F. P.L.C.				a	a					
, ΛΑΪΟΥ 6, ΓΡ. 301B, ANNA COURT	35725337600									
ALPHA BANK S.A.									a	
, ΣΤΑΔΙΟΥ 40 ΑΘΗΝΑ	2103260000									
ALPHA FINANCE INVESTMENT SERVICES SINGLE MEMBER SA				a		a	a	a		a
5, ΜΕΡΛΙΝ 5 ΑΘΗΝΑ	2103677400									
ARGUS STOCKBROKERS LTD				a	a		a			
25, 25 ΛΕΩΦΟΡΟΣ ΔΗΜΟΣΘΕΝΗ ΣΕΒΕΡΗ	0035722717000									
ATLANTIC SECURITIES LTD				a	a					
37, ΠΡΟΔΡΟΜΟΥ 37	0035722445400									
AXON SECURITIES S.A.				a			a			
48, ΣΤΑΔΙΟΥ 48 ΑΘΗΝΑ	2103363800									
BETA SECURITIES S.A.				a		a	a			a
29, Α.ΑΛΕΞΑΝΔΡΑΣ 29 ΑΘΗΝΑ	2106478930									
BNP PARIBAS SECURITIES SERVICES									a	
2, ΛΑΜΨΑΚΟΥ 2 ΑΘΗΝΑ	2107468500									
BOFA SECURITIES EUROPE SA				a	a					
, 112 AVENUE KL'BER 75116	+33 153655555									
CAPITAL SECURITIES S.A.				a			a			
58, ΜΗΤΡΟΠΟΛΕΩΣ 58 ΑΘΗΝΑ	2103369700									
CFS SECURITIES INVESTMENT SERVICES S.A.				a						
3, ΠΑΠΑΡΡΗΓΟΠΟΥΛΟΥ 3 ΑΘΗΝΑ	2103360800									
CITIGROUP GLOBAL MARKETS EUROPE AG				a	a					
16, REUTERWEG 16 FRANKFURT	+49 691366-0									
CITIGROUP GLOBAL MARKETS LIMITED				a						
1, 33 CANADA SQUARE - CANARY WHARF	+44 02079864000									
CREDIT SUISSE BANK (EUROPE), S.A.				a	a					
, CALLE AYALA 42, 3A PLANTA-B MADRID	+34917916000									
CREDIT SUISSE SECURITIES (EUROPE) LIMITED				a						
1, ONE CABOT SQUARE LONDON	+44 2078888888									
CYCLOS SECURITIES S.A.				a			a			
39, ΠΑΝΕΠΙΣΤΗΜΙΟΥ 39 ΑΘΗΝΑ	2103364300									
DEUTSCHE BANK S.A.					a					
1, GREAT WINCHESTER STREET LONDON	+44 20 754 54209	00441133361437								
EUROBANK EQUITIES INVESTMENT FIRM S.A				a		a	a	a		a
, ΦΙΛΕΛΗΝΩΝ 10 & ΞΕΝΟΦΩΝΤΟΣ 13 ΑΘΗΝΑ	2103720425									
EUROBANK S.A.									a	
, ΟΘΩΝΟΣ 8 ΑΘΗΝΑ	2103337000									
EUROCORP INVESTMENT SERVICES S.A.				a			a			a
14, ΠΛ.ΦΙΛΙΚΗΣ ΕΤΑΙΡΕΙΑΣ 14 ΑΘΗΝΑ	2107263600									
EUROTRUST INVESTMENT FIRM SA				a						
113, ΣΕΒΑΣΤΟΥΠΟΛΕΩΣ 113 ΑΘΗΝΑ	2103363100									
EUROXX SECURITIES S.A.				a		a	a	a		a
7, ΠΑΛΑΙΟΛΟΓΟΥ ΧΑΛΑΝΔΡΙ	(210)-6879400	(210)-6879401								
7, ΠΑΛΕΟΛΟΓΟΥ ΧΑΛΑΝΔΡΙ	+30 2106879400	210-6879401								
G. A. PERVANAS SECURITIES- INVESTMENT SERVICES S.A.				a						
7-9, ΣΟΦΟΚΛΕΟΥΣ 7-9 ΑΘΗΝΑ	2103727200									
GLOBAL CAPITAL SECURITIES & FINANCIAL SERVICES LTD				a	a					
50, ΛΑΡΧΙΕΠΙΣΚΟΠΟΥ ΜΑΚΑΡΙΟΥ Γ50	0035722710710									
HELLENIC AMERICAN SECURITIES S.A.				a		a	a			a
27, ΑΝΔΡΕΑ ΠΑΠΑΝΔΡΕΟΥ 27 ΜΑΡΟΥΣΙ	2103311100									
HELLENIC BANK (INVESTMENTS) LTD					a					
, ΑVE.ΚΥΡΙΑΚΟΥ ΜΑΤΣΙ 31 - ΡΟ BOX 24747 NICOSIA	+357 22500100	357 22500110								
HSBC CONTINENTAL EUROPE									a	
109-111, Α.ΜΕΣΟΓΕΙΩΝ 109-111	2106960000									
INDEX SECURITIES S.A.				a						
6, ΔΡΑΓΑΤΣΑΝΙΟΥ 6 ΑΘΗΝΑ	2103213920									
J. CHR. MAVRIKIS SECURITIES S.A.				a						
5, ΣΟΦΟΚΛΕΟΥΣ 5 ΑΘΗΝΑ	2103216730									
ΚΑΡΡΑ SECURITIES S.A.				a			a			
15, ΒΑΛΑΩΡΙΤΟΥ 15 ΑΘΗΝΑ	2103678600									



## Athex &amp; ATHEXClear Members List

Member Name				Stock Market			Derivatives Market		ATHEXClear Member	
	Address	Phone	Fax	Market Member	Remote Member	Market Maker	Proprietary	Market Maker	General Clearing	Direct Clearing
KARAMANOF SECURITIES & INVESTMENT SERVICES S.A.				a						
2, ΠΛΑΓ.ΘΕΟΔΩΡΩΝ 2 ATHINA	2103212947									
LAIKI FINANCIAL SERVICES LTD					a					
26, AVE. VYRONOS NICOSIA	357 22367367	357 22718567								
LEON DEPOLAS SECURITIES S.A.				a		a	a			
1, ΧΡΗΣΤΟΥ ΛΑΔΑ 1 ATHINA	2103213276 -28									
MEGA EQUITY SECURITIES & FINANCIAL SERVICES PUBLIC LTD				a	a		a			
42-44, ΛΕΩΦ.ΓΡΙΒΑ ΔΙΓΓΕΝΗ 42-44	0035722711711									
MERIT SECURITIES S.A				a		a	a			a
5, ΣΟΦΟΚΛΕΟΥΣ 5 ATHINA	2103671880									
MERRILL LYNCH INTERNATIONAL				a						
2, 2 KING EDWARD STREET LONDON	+44 20276281000									
N. CHRYSOCHOIDIS SECURITIES S.A.				a			a			a
7-9, ΣΟΦΟΚΛΕΟΥΣ 7-9 ATHINA	2103213913									
NATIONAL BANK OF GREECE S.A.				a			a		a	
86, ΑΙΟΛΟΥ STR. ATHINA	(210)-3341000	(210)-3228187								
68, ΑΚΑΔΙΜΙΑΣ STR. ATHINA	(210)-3328817	(210)-3328678								
NATIONAL SECURITIES SINGLE MEMBER SA				a		a	a	a		
66, ΛΕΩΦΟΡΟΣ ΑΘΗΝΩΝ 128-132 & ΙΦΙΓΕΝΙΑΣ ATHINA	2103328784									
NUNTIUS BROKERAGE AND INVESTMENT SERVICES S.A				a						
6, ΔΡΑΓΑΤΣΑΝΙΟΥ 6 ATHINA	2103350599									
ONE PLUS CAPITAL LIMITED				a	a					
, 75 PRODROMOU AVENUE NICOSIA 1307	35722873760									
OPTIMA BANK S.A.				a		a	a	a	a	
32, ΑΙΓΙΑΛΕΙΑΣ 32 & ΠΑΡΑΔΕΙΣΟΥ MAROUSI	2108173663									
PANTELAKIS SECURITIES S.A.				a		a	a	a		
57, ΕΘΝΙΚΗΣ ΑΝΤΙΣΤΑΣΕΩΣ 57, ΚΤΙΠΙΟ Β CHALANDRI	2106965000									
PEGASUS SECURITIES S.A				a			a			
17, ΒΑΛΑΩΡΙΤΟΥ 17 & ΑΜΕΡΙΚΗΣ ATHINA	2103670700									
PIRAEUS BANK S.A.				a			a		a	
, ΑΜΕΡΙΚΗΣ 4 ATHINA	2103335000									
PIRAEUS SECURITIES S. A.				a		a	a	a		a
10, ΣΤΑΔΙΟΥ 10 ATHINA	2103354100									
PROCHOICE SECURITIES LTD				a	a					
57, ΛΕΩΦ.ΣΠΥΡΟΥ ΚΥΠΡΙΑΝΟΥ 57, ΑΚΙΝΗΤΑ Φ	035724661192									
SHARELINK SECURITIES & FINANCIAL SERVICES LTD				a			a			
6, HOUSE-ΘΕΟΤΟΚΗ 6 ΜΕΓΑΡΟ ΕΛΛΗΝΑ	+357 22554200									
SOCIETE GENERALE S.A.				a	a		a			
, 17 COURS VALMY, CEDEX	+157290504									
SOLIDUS SECURITIES S.A				a			a			a
64, ΛΟΥΙΖΗΣ ΠΙΑΝΚΟΥΡ 64 ATHINA	2106900600									
ST. EM. LAVRENTAKIS SECURITIES S.A.				a			a			
7-9, ΣΟΦΟΚΛΕΟΥΣ 7-9 ATHINA	2103213336									
THE CYPRUS INVESTMENT & SECURITIES CORPORATION LTD				a	a					
154, ΛΕΩΦ. ΚΥΡΗΝΕΙΑΣ	0035722121700									
UBS EUROPE SE				a	a					
, OPERNTURM, BOCKENHEIMER LANDSTRASSE 2-4	496921790									
UBS LIMITED					a					
1, FINSBURY AVENUE LONDON	+44 2075687135									

List of Stocks under Market Making operations

Securities	Market Maker	Start Market Making	Stock Category
MLS MULTIMEDIA SA (CR)			Suspension Status
	PIRAEUS SECURITIES S. A.	01/08/2019	
ALPHA ETF FTSE Athex Large Cap			Exchange Traded Funds (ETFs)
	ALPHA FINANCE INVESTMENT SERVICES SINGLE MEMBER SA	02/01/1900	
	NATIONAL SECURITIES SINGLE MEMBER SA	02/01/1900	
ADMIE (IPTO) HOLDING S.A. (CR)			Main Market
	EUROBANK EQUITIES INVESTMENT FIRM S.A	24/05/2021	
	HELLENIC AMERICAN SECURITIES S.A.	09/03/2020	
	PIRAEUS SECURITIES S. A.	29/06/2017	
AEGEAN AIRLINES (CR)			Main Market
	EUROBANK EQUITIES INVESTMENT FIRM S.A	22/09/2020	
ALPHA SERVICES HOLD (CR)			Main Market
	ALPHA FINANCE INVESTMENT SERVICES SINGLE MEMBER SA	29/02/2016	
	EUROBANK EQUITIES INVESTMENT FIRM S.A	22/10/2006	
	HELLENIC AMERICAN SECURITIES S.A.	25/07/2014	
	LEON DEPOLAS SECURITIES S.A.	04/01/2016	
	MERIT SECURITIES S.A	03/09/2012	
	NATIONAL SECURITIES SINGLE MEMBER SA	02/01/1900	
	PIRAEUS SECURITIES S. A.	28/05/2009	
ANDROMEDA SA (CR)			Main Market
	BETA SECURITIES S.A.	15/02/2021	
AS COMPANY SA (CR)			Main Market
	EUROBANK EQUITIES INVESTMENT FIRM S.A	01/04/2019	
ATTICA BANK S.A. (CR)			Main Market
	EUROXX SECURITIES S.A.	22/01/2016	
AUTOHELLAS SA (CR)			Main Market
	ALPHA FINANCE INVESTMENT SERVICES SINGLE MEMBER SA	01/07/2019	
	EUROXX SECURITIES S.A.	02/07/2018	
AVAX S.A. (CR)			Main Market
	EUROBANK EQUITIES INVESTMENT FIRM S.A	14/12/2015	
	PIRAEUS SECURITIES S. A.	01/02/2021	
AVE (CR)			Main Market
	EUROXX SECURITIES S.A.	05/06/2020	
BRIQ PROPERTIES (CR)			Main Market
	EUROBANK EQUITIES INVESTMENT FIRM S.A	09/09/2019	
	LEON DEPOLAS SECURITIES S.A.	22/02/2021	
BYTE COMPUTER SA (CR)			Main Market
	MERIT SECURITIES S.A	04/08/2008	
CC HBC AG (CR)			Main Market
	BETA SECURITIES S.A.	08/03/2021	
	NATIONAL SECURITIES SINGLE MEMBER SA	02/01/1900	
	PIRAEUS SECURITIES S. A.	04/05/2015	
CENERGY HOLDINGS (CB)			Main Market
	ALPHA FINANCE INVESTMENT SERVICES SINGLE MEMBER SA	02/01/2016	
	EUROBANK EQUITIES INVESTMENT FIRM S.A	02/01/2016	
	OPTIMA BANK S.A.	14/03/2022	
CNL CAPITAL (CR)			Main Market
	MERIT SECURITIES S.A	01/10/2018	
EKTER SA (CR)			Main Market
	EUROBANK EQUITIES INVESTMENT FIRM S.A	16/10/2017	
	LEON DEPOLAS SECURITIES S.A.	21/05/2018	
ELASTRON (CR)			Main Market
	LEON DEPOLAS SECURITIES S.A.	20/02/2017	
ELLAKTOR (CR)			Main Market
	ALPHA FINANCE INVESTMENT SERVICES SINGLE MEMBER SA	18/03/2019	
	EUROBANK EQUITIES INVESTMENT FIRM S.A	01/06/2012	
	EUROXX SECURITIES S.A.	24/09/2018	
	NATIONAL SECURITIES SINGLE MEMBER SA	02/01/1900	
	PIRAEUS SECURITIES S. A.	22/10/2018	
ELTON SA (CR)			Main Market
	BETA SECURITIES S.A.	03/09/2012	
	LEON DEPOLAS SECURITIES S.A.	01/04/2019	
ELVALHALCOR (CR)			Main Market
	ALPHA FINANCE INVESTMENT SERVICES SINGLE MEMBER SA	07/05/2018	
	EUROBANK EQUITIES INVESTMENT FIRM S.A	07/05/2018	
ELVE SA (CR)			Main Market
	LEON DEPOLAS SECURITIES S.A.	02/11/2020	
ENTERSOFT (CR)			Main Market
	EUROBANK EQUITIES INVESTMENT FIRM S.A	22/06/2020	

## List of Stocks under Market Making operations

Securities	Market Maker	Start Market Making	Stock Category
<b>EUROBANK HOLDINGS (CR)</b>			Main Market
	ALPHA FINANCE INVESTMENT SERVICES SINGLE MEMBER SA	09/01/2006	
	EUROBANK EQUITIES INVESTMENT FIRM S.A	01/06/2012	
	HELLENIC AMERICAN SECURITIES S.A.	25/07/2014	
	LEON DEPOLAS SECURITIES S.A.	30/11/2018	
	MERIT SECURITIES S.A	06/11/2017	
	NATIONAL SECURITIES SINGLE MEMBER SA	02/01/1900	
	PIRAEUS SECURITIES S. A.	28/09/2009	
<b>EYDAP S.A. (CR)</b>			Main Market
	ALPHA FINANCE INVESTMENT SERVICES SINGLE MEMBER SA	27/01/2020	
	EUROBANK EQUITIES INVESTMENT FIRM S.A	10/06/2019	
<b>FOURLIS (CR)</b>			Main Market
	EUROBANK EQUITIES INVESTMENT FIRM S.A	01/12/2016	
	PIRAEUS SECURITIES S. A.	06/03/2017	
<b>GEK TERNA (CR)</b>			Main Market
	BETA SECURITIES S.A.	08/03/2021	
	EUROBANK EQUITIES INVESTMENT FIRM S.A	24/05/2021	
	PIRAEUS SECURITIES S. A.	29/08/2019	
<b>GR. SARANTIS S.A. (CR)</b>			Main Market
	BETA SECURITIES S.A.	14/05/2012	
	EUROBANK EQUITIES INVESTMENT FIRM S.A	24/10/2016	
<b>HELLENIC EXCHANGES-A.S.E. (CR)</b>			Main Market
	HELLENIC AMERICAN SECURITIES S.A.	01/09/2014	
	NATIONAL SECURITIES SINGLE MEMBER SA	02/01/1900	
	PIRAEUS SECURITIES S. A.	04/05/2015	
<b>HELLENIC PETROLEUM (CR)</b>			Main Market
	HELLENIC AMERICAN SECURITIES S.A.	14/09/2015	
	PIRAEUS SECURITIES S. A.	20/03/2017	
<b>IDEAL HOLDINGS (CR)</b>			Main Market
	EUROBANK EQUITIES INVESTMENT FIRM S.A	07/06/2021	
	PIRAEUS SECURITIES S. A.	07/06/2021	
<b>IKTINOS HELLAS SA (CR)</b>			Main Market
	ALPHA FINANCE INVESTMENT SERVICES SINGLE MEMBER SA	01/04/2019	
	EUROBANK EQUITIES INVESTMENT FIRM S.A	25/02/2019	
	NATIONAL SECURITIES SINGLE MEMBER SA	02/01/1900	
<b>INFORM P. LYKOS (CR)</b>			Main Market
	BETA SECURITIES S.A.	31/01/2022	
<b>INTERCONTINENTAL (CR)</b>			Main Market
	LEON DEPOLAS SECURITIES S.A.	03/06/2019	
<b>INTERWOOD-XYLEMPORIA (CR)</b>			Main Market
	EUROBANK EQUITIES INVESTMENT FIRM S.A	05/07/2021	
	PANTELAKIS SECURITIES S.A.	01/07/2021	
<b>INTRAKAT (CR)</b>			Main Market
	BETA SECURITIES S.A.	04/10/2021	
<b>JUMBO SA (CR)</b>			Main Market
	BETA SECURITIES S.A.	01/02/2021	
	EUROBANK EQUITIES INVESTMENT FIRM S.A	25/05/2020	
	MERIT SECURITIES S.A	06/11/2017	
	PIRAEUS SECURITIES S. A.	06/03/2017	
<b>KARAMOLEGOS SA (CR)</b>			Main Market
	EUROXX SECURITIES S.A.	04/10/2019	
<b>KLOUKINAS - LAPPAS SA (CR)</b>			Main Market
	BETA SECURITIES S.A.	22/09/2014	
<b>KRI-KRI S.A. (CR)</b>			Main Market
	EUROBANK EQUITIES INVESTMENT FIRM S.A	07/05/2018	
	LEON DEPOLAS SECURITIES S.A.	16/01/2017	
<b>LAMDA DEVELOPMENT SA (CR)</b>			Main Market
	EUROBANK EQUITIES INVESTMENT FIRM S.A	08/12/2014	
	PANTELAKIS SECURITIES S.A.	06/11/2017	
	PIRAEUS SECURITIES S. A.	29/06/2017	
<b>LAMPSA HOTEL SA (CR)</b>			Main Market
	LEON DEPOLAS SECURITIES S.A.	16/01/2017	
<b>MARFIN INVESTMENT GROUP (CR)</b>			Main Market
	EUROBANK EQUITIES INVESTMENT FIRM S.A	23/03/2015	
	PIRAEUS SECURITIES S. A.	02/02/2009	

## List of Stocks under Market Making operations

Securities	Stock Category
Market Maker	Start Market Making
<b>MOTOR OIL (CR)</b>	<b>Main Market</b>
BETA SECURITIES S.A.	08/03/2021
EUROBANK EQUITIES INVESTMENT FIRM S.A	22/10/2006
LEON DEPOLAS SECURITIES S.A.	01/04/2019
MERIT SECURITIES S.A	25/02/2019
NATIONAL SECURITIES SINGLE MEMBER SA	02/01/1900
PIRAEUS SECURITIES S. A.	04/05/2015
<b>MYTILINEOS (CR)</b>	<b>Main Market</b>
ALPHA FINANCE INVESTMENT SERVICES SINGLE MEMBER SA	15/04/2019
EUROBANK EQUITIES INVESTMENT FIRM S.A	20/09/2017
MERIT SECURITIES S.A	25/02/2019
NATIONAL SECURITIES SINGLE MEMBER SA	02/01/1900
PIRAEUS SECURITIES S. A.	04/05/2015
<b>NATIONAL BANK (CR)</b>	<b>Main Market</b>
ALPHA FINANCE INVESTMENT SERVICES SINGLE MEMBER SA	09/01/2006
EUROBANK EQUITIES INVESTMENT FIRM S.A	22/10/2006
HELLENIC AMERICAN SECURITIES S.A.	25/07/2014
LEON DEPOLAS SECURITIES S.A.	20/05/2015
MERIT SECURITIES S.A	03/09/2012
NATIONAL SECURITIES SINGLE MEMBER SA	02/01/1900
PIRAEUS SECURITIES S. A.	08/09/2008
<b>OPAP (CR)</b>	<b>Main Market</b>
ALPHA FINANCE INVESTMENT SERVICES SINGLE MEMBER SA	09/01/2006
EUROBANK EQUITIES INVESTMENT FIRM S.A	22/10/2006
HELLENIC AMERICAN SECURITIES S.A.	25/07/2014
MERIT SECURITIES S.A	20/03/2017
NATIONAL SECURITIES SINGLE MEMBER SA	02/01/1900
PIRAEUS SECURITIES S. A.	04/05/2015
<b>OTE (CR)</b>	<b>Main Market</b>
ALPHA FINANCE INVESTMENT SERVICES SINGLE MEMBER SA	09/01/2006
EUROBANK EQUITIES INVESTMENT FIRM S.A	22/10/2006
HELLENIC AMERICAN SECURITIES S.A.	25/07/2014
LEON DEPOLAS SECURITIES S.A.	20/04/2015
MERIT SECURITIES S.A	20/03/2017
NATIONAL SECURITIES SINGLE MEMBER SA	02/01/1900
PIRAEUS SECURITIES S. A.	08/09/2008
<b>P.P.A. S.A. (CR)</b>	<b>Main Market</b>
EUROBANK EQUITIES INVESTMENT FIRM S.A	06/02/2019
<b>PAPOUTSANIS (CR)</b>	<b>Main Market</b>
BETA SECURITIES S.A.	25/11/2013
EUROBANK EQUITIES INVESTMENT FIRM S.A	06/12/2021
<b>PETROPOULOS PETROS (CR)</b>	<b>Main Market</b>
EUROBANK EQUITIES INVESTMENT FIRM S.A	01/04/2019
PANTELAKIS SECURITIES S.A.	16/03/2020
<b>PIRAEUS FINANCIAL HOLD (CR)</b>	<b>Main Market</b>
ALPHA FINANCE INVESTMENT SERVICES SINGLE MEMBER SA	15/04/2019
EUROBANK EQUITIES INVESTMENT FIRM S.A	22/10/2006
EUROXX SECURITIES S.A.	15/02/2016
HELLENIC AMERICAN SECURITIES S.A.	25/07/2014
LEON DEPOLAS SECURITIES S.A.	30/11/2018
MERIT SECURITIES S.A	16/09/2013
NATIONAL SECURITIES SINGLE MEMBER SA	02/01/1900
PIRAEUS SECURITIES S. A.	16/02/2009
<b>PLAISIO COMPUTERS SA (CR)</b>	<b>Main Market</b>
EUROBANK EQUITIES INVESTMENT FIRM S.A	02/03/2015
<b>PPC (CR)</b>	<b>Main Market</b>
ALPHA FINANCE INVESTMENT SERVICES SINGLE MEMBER SA	09/01/2006
BETA SECURITIES S.A.	01/02/2021
EUROBANK EQUITIES INVESTMENT FIRM S.A	22/10/2006
HELLENIC AMERICAN SECURITIES S.A.	01/09/2014
MERIT SECURITIES S.A	06/11/2017
NATIONAL SECURITIES SINGLE MEMBER SA	02/01/1900
PIRAEUS SECURITIES S. A.	28/09/2009
<b>PREMIA (CR)</b>	<b>Main Market</b>
BETA SECURITIES S.A.	01/06/2021
PANTELAKIS SECURITIES S.A.	23/12/2021
<b>PROFILE SA (CR)</b>	<b>Main Market</b>
PANTELAKIS SECURITIES S.A.	01/07/2019

## List of Stocks under Market Making operations

Securities	Market Maker	Start Market Making	Stock Category
<b>QUEST HOLDINGS (CR)</b>			<b>Main Market</b>
	BETA SECURITIES S.A.	26/03/2018	
	EUROBANK EQUITIES INVESTMENT FIRM S.A	28/01/2019	
<b>TECHNICAL OLYMPIC SA (CR)</b>			<b>Main Market</b>
	BETA SECURITIES S.A.	04/04/2022	
<b>TERNA ENERGY (CR)</b>			<b>Main Market</b>
	BETA SECURITIES S.A.	08/03/2021	
	EUROBANK EQUITIES INVESTMENT FIRM S.A	24/05/2021	
	PIRAEUS SECURITIES S. A.	09/12/2019	
<b>THRACE PLASTICS SA (CR)</b>			<b>Main Market</b>
	ALPHA FINANCE INVESTMENT SERVICES SINGLE MEMBER SA	26/03/2018	
	EUROBANK EQUITIES INVESTMENT FIRM S.A	26/03/2018	
<b>TITAN CEMENT (CB)</b>			<b>Main Market</b>
	BETA SECURITIES S.A.	01/02/2021	
	EUROBANK EQUITIES INVESTMENT FIRM S.A	06/11/2019	
	PIRAEUS SECURITIES S. A.	18/01/2021	
<b>TZIRAKIAN PROFIL (CR)</b>			<b>Main Market</b>
	LEON DEPOLAS SECURITIES S.A.	19/07/2021	
<b>UNIBIOS (CR)</b>			<b>Main Market</b>
	LEON DEPOLAS SECURITIES S.A.	01/02/2021	
<b>VIOHALCO SA/NV (CB)</b>			<b>Main Market</b>
	ALPHA FINANCE INVESTMENT SERVICES SINGLE MEMBER SA	11/03/2008	
	EUROBANK EQUITIES INVESTMENT FIRM S.A	04/03/2014	
	MERIT SECURITIES S.A	17/03/2014	

Underlying Asset				Derivatives Market													
Price max	Price min	Closing price	change	Delivery Month	Open price	Price max	Price min	Last price	Closing price	Last Bid	Last Ask	Fixing price*	Life high	Life low	Trades	Volume	Open Interest
<b>FTSE/Athex Large Cap</b>				(Trade Unit: 1 Index Point x 2€, Cash Settlement)													
2,162.39	2,137.80	2,140.20	-1.03%	April 2022	2,150.00	2,150.00	2,129.75	2,130.00	2,130.00	---	---	---	2,350.00	---	104	279	2,925
				May 2022	2,141.25	2,144.00	2,137.00	2,137.00	2,137.00	---	---	---	2,183.00	---	12	24	240
				June 2022	---	---	---	---	2,171.25	---	---	---	---	---	---	---	---
				September 2022	---	---	---	---	2,182.00	---	---	---	---	---	---	---	---
				December 2022	---	---	---	---	2,193.00	---	---	---	---	---	---	---	---
				March 2023	---	---	---	---	2,204.00	---	---	---	---	---	---	---	---
<b>FTSE/Athex Banks</b>				(Trade Unit: 1 Index Point x 15€, Cash Settlement)													
646.10	629.77	631.81	-2.21%	June 2022	---	---	---	---	653.25	---	---	---	617.75	---	---	---	---
				September 2022	---	---	---	---	652.00	---	---	---	---	---	---	---	---
				December 2022	---	---	---	---	655.25	---	---	---	---	---	---	---	---
				March 2023	---	---	---	---	658.50	---	---	---	---	---	---	---	---

Derivatives notes

Fixing prices and final open positions can be retrieved from the following path <http://www.helex.gr/el/web/guest/statistics-end-of-day-derivatives>

Underlying Asset				Derivatives Market													
Price max	Price min	Closing price	change	Delivery Month	Open price	Price max	Price min	Last price	Closing price	Last Bid	Last Ask	Fixing price*	Life high	Life low	Trades	Volume	Open Interest
<b>ADMIE (IPTO) HOLDING S.A. (CR)</b>				(Contract Size: 100 Securities, Physical Delivery)													
2.295	2.245	2.27	-1.52%	June 2022	2.26	2.31	2.26	2.27	2.27	---	---	---	2.35	---	15	90	4,593
				September 2022	---	---	---	---	2.33	---	---	---	---	---	---	---	---
				December 2022	---	---	---	---	2.34	---	---	---	---	---	---	---	---
				March 2023	---	---	---	---	2.35	---	---	---	---	---	---	---	---
<b>ALPHA SERVICES HOLD (CR)</b>				(Contract Size: 100 Securities, Physical Delivery)													
1.1165	1.096	1.1	-1.87%	June 2022	1.13	1.13	1.10	1.10	1.10	---	---	---	1.45	---	197	8,321	98,980
				September 2022	---	---	---	---	1.13	---	---	---	1.27	---	---	---	30
				December 2022	---	---	---	---	1.14	---	---	---	---	---	---	---	---
				March 2023	---	---	---	---	1.14	---	---	---	---	---	---	---	---
<b>CC HBC AG (CR)</b>				(Contract Size: 100 Securities, Physical Delivery)													
19.16	18.64	18.68	-0.95%	June 2022	19.14	19.14	18.71	18.71	18.71	---	---	---	27.57	---	24	40	2,015
				September 2022	---	---	---	---	19.03	---	---	---	---	---	---	---	---
				December 2022	---	---	---	---	19.13	---	---	---	---	---	---	---	---
				March 2023	---	---	---	---	19.22	---	---	---	---	---	---	---	---
<b>CENERGY HOLDINGS (CB)</b>				(Contract Size: 100 Securities, Physical Delivery)													
3.475	3.32	3.35	-3.46%	June 2022	3.46	3.46	3.35	3.37	3.37	---	---	---	3.98	---	25	55	10,119
				September 2022	---	---	---	---	3.50	---	---	---	---	---	---	---	---
				December 2022	---	---	---	---	3.52	---	---	---	---	---	---	---	---
				March 2023	---	---	---	---	3.54	---	---	---	---	---	---	---	---
<b>ELLAKTOR (CR)</b>				(Contract Size: 100 Securities, Physical Delivery)													
1.294	1.25	1.286	1.10%	June 2022	1.26	1.31	1.26	1.31	1.31	---	---	---	1.36	---	42	490	12,894
				September 2022	1.35	1.35	1.35	1.35	1.35	---	---	---	1.37	---	2	10	50
				December 2022	---	---	---	---	1.29	---	---	---	---	---	---	---	---
				March 2023	---	---	---	---	1.30	---	---	---	---	---	---	---	---
<b>EUROBANK HOLDINGS (CR)</b>				(Contract Size: 100 Securities, Physical Delivery)													
1.0385	1.01	1.01	-3.07%	June 2022	1.03	1.03	1.01	1.01	1.01	---	---	---	1.15	---	130	2,376	37,420
				September 2022	---	---	---	---	1.05	---	---	---	---	---	---	---	---
				December 2022	---	---	---	---	1.06	---	---	---	---	---	---	---	---
				March 2023	---	---	---	---	1.06	---	---	---	---	---	---	---	---
<b>EYDAP S.A. (CR)</b>				(Contract Size: 100 Securities, Physical Delivery)													
7	6.9	6.9	-0.72%	June 2022	---	---	---	---	6.98	---	---	---	7.11	---	---	---	378
				September 2022	---	---	---	---	7.01	---	---	---	---	---	---	---	---
				December 2022	---	---	---	---	7.05	---	---	---	---	---	---	---	---
				March 2023	---	---	---	---	7.08	---	---	---	---	---	---	---	---

Derivatives notes

Fixing prices and final open positions can be retrieved from the following path <http://www.helex.gr/el/web/guest/statistics-end-of-day-derivatives>

Underlying Asset				Derivatives Market													
Price max	Price min	Closing price	change	Delivery Month	Open price	Price max	Price min	Last price	Closing price	Last Bid	Last Ask	Fixing price*	Life high	Life low	Trades	Volume	Open Interest
<b>FOURLIS (CR)</b>				(Contract Size: 100 Securities, Physical Delivery)													
3.685	3.62	3.65	0.00%	June 2022	3.66	3.66	3.66	3.66	3.66	---	---	---	4.14	---	1	2	2,576
				September 2022	---	---	---	---	3.68	---	---	---	---	---	---	---	---
				December 2022	---	---	---	---	3.70	---	---	---	---	---	---	---	---
				March 2023	---	---	---	---	3.72	---	---	---	---	---	---	---	---
<b>GEK TERNA (CR)</b>				(Contract Size: 100 Securities, Physical Delivery)													
9.4	9.29	9.4	-0.32%	June 2022	9.36	9.41	9.29	9.40	9.40	---	---	---	9.62	---	23	59	5,879
				September 2022	---	---	---	---	9.52	---	---	---	---	---	---	---	---
				December 2022	---	---	---	---	9.56	---	---	---	---	---	---	---	---
				March 2023	---	---	---	---	9.61	---	---	---	---	---	---	---	---
<b>HELLENIC EXCHANGES-A.S.E. (CR)</b>				(Contract Size: 100 Securities, Physical Delivery)													
3.735	3.67	3.68	-1.74%	June 2022	3.57	3.57	3.57	3.57	3.57	---	---	---	4.08	---	1	10	1,138
				September 2022	---	---	---	---	3.78	---	---	---	---	---	---	---	---
				December 2022	---	---	---	---	3.80	---	---	---	---	---	---	---	---
				March 2023	---	---	---	---	3.82	---	---	---	---	---	---	---	---
<b>HELLENIC PETROLEUM (CR)</b>				(Contract Size: 100 Securities, Physical Delivery)													
7.45	7.35	7.38	-0.41%	June 2022	7.15	7.15	7.12	7.12	7.12	---	---	---	7.18	---	8	26	1,379
				September 2022	---	---	---	---	7.48	---	---	---	---	---	---	---	---
				December 2022	---	---	---	---	7.51	---	---	---	---	---	---	---	---
				March 2023	---	---	---	---	7.55	---	---	---	---	---	---	---	---
<b>INTRACOM HOLDINGS (CR)</b>				(Contract Size: 100 Securities, Physical Delivery)													
1.71	1.65	1.666	-2.46%	June 2022	1.72	1.72	1.67	1.67	1.67	---	---	---	1.92	---	34	192	6,020
				September 2022	---	---	---	---	1.72	---	---	---	---	---	---	---	---
				December 2022	---	---	---	---	1.73	---	---	---	---	---	---	---	---
				March 2023	---	---	---	---	1.74	---	---	---	---	---	---	---	---
<b>JUMBO SA (CR)</b>				(Contract Size: 100 Securities, Physical Delivery)													
13.96	13.76	13.96	0.58%	June 2022	13.92	13.99	13.90	13.99	13.99	---	---	---	14.00	---	10	16	1,171
				September 2022	---	---	---	---	14.01	---	---	---	---	---	---	---	---
				December 2022	---	---	---	---	14.08	---	---	---	---	---	---	---	---
				March 2023	---	---	---	---	14.15	---	---	---	---	---	---	---	---
<b>LAMDA DEVELOPMENT SA (CR)</b>				(Contract Size: 100 Securities, Physical Delivery)													
6.215	6.065	6.1	-1.37%	June 2022	6.17	6.19	6.11	6.11	6.11	---	---	---	7.07	---	45	176	5,801
				September 2022	---	---	---	---	6.24	---	---	---	---	---	---	---	---
				December 2022	---	---	---	---	6.27	---	---	---	---	---	---	---	---
				March 2023	---	---	---	---	6.30	---	---	---	---	---	---	---	---

Derivatives notes

Fixing prices and final open positions can be retrieved from the following path <http://www.helex.gr/el/web/guest/statistics-end-of-day-derivatives>



Underlying Asset				Derivatives Market													
Price max	Price min	Closing price	change	Delivery Month	Open price	Price max	Price min	Last price	Closing price	Last Bid	Last Ask	Fixing price*	Life high	Life low	Trades	Volume	Open Interest
<b>MARFIN INVESTMENT GROUP (CR)</b>				(Contract Size: 100 Securities, Physical Delivery)													
0.0284	0.0279	0.0281	-1.40%	June 2022	---	---	---	---	0.029	---	---	---	0.031	---	---	---	30,408
				September 2022	---	---	---	---	0.029	---	---	---	---	---	---	---	---
				December 2022	---	---	---	---	0.029	---	---	---	---	---	---	---	---
				March 2023	---	---	---	---	0.029	---	---	---	---	---	---	---	---
<b>MOTOR OIL (CR)</b>				(Contract Size: 100 Securities, Physical Delivery)													
14.57	14.41	14.55	0.14%	June 2022	14.41	14.54	14.41	14.43	14.43	---	---	---	14.65	---	22	33	1,946
				September 2022	---	---	---	---	14.66	---	---	---	---	---	---	---	---
				December 2022	---	---	---	---	14.74	---	---	---	---	---	---	---	---
				March 2023	---	---	---	---	14.81	---	---	---	---	---	---	---	---
<b>MYTILINEOS (CR)</b>				(Contract Size: 100 Securities, Physical Delivery)													
15.52	15.3	15.35	-1.67%	June 2022	15.52	15.52	15.33	15.38	15.38	---	---	---	15.70	---	73	269	5,848
				September 2022	---	---	---	---	15.75	---	---	---	---	---	---	---	---
				December 2022	---	---	---	---	15.83	---	---	---	---	---	---	---	---
				March 2023	---	---	---	---	15.91	---	---	---	---	---	---	---	---
<b>NATIONAL BANK (CR)</b>				(Contract Size: 100 Securities, Physical Delivery)													
3.498	3.409	3.456	-1.54%	June 2022	3.47	3.49	3.41	3.45	3.45	---	---	---	3.79	---	383	6,879	27,307
				September 2022	---	---	---	---	3.53	---	---	---	3.50	---	---	---	141
				December 2022	---	---	---	---	3.56	---	---	---	---	---	---	---	---
				March 2023	---	---	---	---	3.58	---	---	---	---	---	---	---	---
<b>OPAP (CR)</b>				(Contract Size: 100 Securities, Physical Delivery)													
13.72	13.5	13.62	0.74%	June 2022	13.66	13.73	13.53	13.60	13.60	---	---	---	13.73	---	32	93	1,364
				September 2022	---	---	---	---	12.69	---	---	---	12.95	---	---	---	78
				December 2022	---	---	---	---	13.71	---	---	---	---	---	---	---	---
				March 2023	---	---	---	---	13.78	---	---	---	---	---	---	---	---
<b>OTE (CR)</b>				(Contract Size: 100 Securities, Physical Delivery)													
17.46	17.04	17.2	0.12%	June 2022	17.06	17.43	17.04	17.40	17.40	---	---	---	18.10	---	55	191	1,101
				September 2022	---	---	---	---	17.06	---	---	---	16.78	---	---	---	1
				December 2022	---	---	---	---	17.42	---	---	---	---	---	---	---	---
				March 2023	---	---	---	---	17.51	---	---	---	---	---	---	---	---
<b>P.P.A. S.A. (CR)</b>				(Contract Size: 100 Securities, Physical Delivery)													
16.94	16.56	16.78	-0.59%	June 2022	16.70	16.80	16.70	16.80	16.80	---	---	---	17.03	---	2	6	690
				September 2022	---	---	---	---	17.03	---	---	---	---	---	---	---	---
				December 2022	---	---	---	---	17.12	---	---	---	---	---	---	---	---
				March 2023	---	---	---	---	17.20	---	---	---	---	---	---	---	---

Derivatives notes

Fixing prices and final open positions can be retrieved from the following path <http://www.helex.gr/el/web/guest/statistics-end-of-day-derivatives>

Underlying Asset				Derivatives Market													
Price max	Price min	Closing price	change	Delivery Month	Open price	Price max	Price min	Last price	Closing price	Last Bid	Last Ask	Fixing price*	Life high	Life low	Trades	Volume	Open Interest
<b>PIRAEUS FINANCIAL HOLD (CR)</b>																	
(Contract Size: 100 Securities, Physical Delivery)																	
1.4	1.345	1.375	-2.07%	June 2022	1.40	1.40	1.34	1.36	1.36	---	---	---	1.68	---	93	1,015	25,130
---	---	---	---	September 2022	---	---	---	---	1.42	---	---	---	---	---	---	---	---
---	---	---	---	December 2022	---	---	---	---	1.42	---	---	---	---	---	---	---	---
---	---	---	---	March 2023	---	---	---	---	1.43	---	---	---	---	---	---	---	---
<b>PPC (CR)</b>																	
(Contract Size: 100 Securities, Physical Delivery)																	
7.84	7.7	7.74	-1.40%	June 2022	7.64	7.90	7.60	7.73	7.73	---	---	---	9.47	---	120	549	15,590
---	---	---	---	September 2022	---	---	---	---	7.92	---	---	---	---	---	---	---	---
---	---	---	---	December 2022	---	---	---	---	7.96	---	---	---	---	---	---	---	---
---	---	---	---	March 2023	---	---	---	---	8.00	---	---	---	---	---	---	---	---
<b>TERNA ENERGY (CR)</b>																	
(Contract Size: 100 Securities, Physical Delivery)																	
16.6	16.16	16.25	-2.11%	June 2022	16.45	16.45	16.23	16.28	16.28	---	---	---	17.30	---	23	37	2,703
---	---	---	---	September 2022	16.29	16.29	16.29	16.29	16.29	---	---	---	16.62	---	1	3	109
---	---	---	---	December 2022	---	---	---	---	16.84	---	---	---	---	---	---	---	---
---	---	---	---	March 2023	---	---	---	---	16.92	---	---	---	---	---	---	---	---
<b>TITAN CEMENT (CB)</b>																	
(Contract Size: 100 Securities, Physical Delivery)																	
13.06	12.8	12.88	-1.68%	June 2022	12.91	12.96	12.91	12.96	12.96	---	---	---	14.58	---	3	4	937
---	---	---	---	September 2022	---	---	---	---	13.22	---	---	---	---	---	---	---	---
---	---	---	---	December 2022	---	---	---	---	13.29	---	---	---	---	---	---	---	---
---	---	---	---	March 2023	---	---	---	---	13.35	---	---	---	---	---	---	---	---
<b>VIOHALCO SA/NV (CB)</b>																	
(Contract Size: 100 Securities, Physical Delivery)																	
4.42	4.255	4.3	-1.94%	June 2022	4.33	4.33	4.21	4.21	4.21	---	---	---	5.31	---	9	28	7,914
---	---	---	---	September 2022	---	---	---	---	4.42	---	---	---	---	---	---	---	---
---	---	---	---	December 2022	---	---	---	---	4.45	---	---	---	---	---	---	---	---
---	---	---	---	March 2023	---	---	---	---	4.47	---	---	---	---	---	---	---	---

Derivatives notes

Fixing prices and final open positions can be retrieved from the following path <http://www.helex.gr/el/web/guest/statistics-end-of-day-derivatives>

FTSE/Athex Large Cap

(Trade Unit: 1 Index Point x 2€ - Exercise Style: European, Cash Settlement)

Call Options														Put Options																		
April 2022							May 2022							Other Months		April 2022							May 2022							Other Months		Exercise Price
Open price	Price max	Price min	Last price	Closing price	Volume	Open Interest	Open price	Price max	Price min	Last price	Closing price	Volume	Open Interest	Volume	Open Interest	Open price	Price max	Price min	Last price	Closing price	Volume	Open Interest	Open price	Price max	Price min	Last price	Closing price	Volume	Open Interest	Volume	Open Interest	
1,775	0.00	0.00	0.00	-	377.00	-	-	0.00	0.00	0.00	-	378.00	-	-		0.00	0.00	0.00	-	0.02	-	-	0.00	0.00	0.00	-	2.70	-	-		1,775	
1,800	0.00	0.00	0.00	-	352.00	-	-	0.00	0.00	0.00	-	354.00	-	-		0.00	0.00	0.00	-	0.04	-	-	0.00	0.00	0.00	-	3.80	-	-		1,800	
1,825	0.00	0.00	0.00	-	327.00	-	-	0.00	0.00	0.00	-	331.00	-	-		0.00	0.00	0.00	-	0.01	-	1	0.00	0.00	0.00	-	5.20	-	-		1,825	
1,850	0.00	0.00	0.00	-	302.00	-	-	0.00	0.00	0.00	-	308.00	-	-		0.00	0.00	0.00	-	0.01	-	-	0.00	0.00	0.00	-	7.00	-	-		1,850	
1,875	0.00	0.00	0.00	-	277.00	-	-	0.00	0.00	0.00	-	285.00	-	-		0.00	0.00	0.00	-	0.04	-	-	0.00	0.00	0.00	-	9.30	-	-		1,875	
1,900	0.00	0.00	0.00	-	252.00	-	20	0.00	0.00	0.00	-	263.00	-	-		0.00	0.00	0.00	-	0.11	-	23	0.00	0.00	0.00	-	12.25	-	-		1,900	
1,925	0.00	0.00	0.00	-	227.00	-	20	0.00	0.00	0.00	-	241.00	-	-		0.00	0.00	0.00	-	0.27	-	95	0.00	0.00	0.00	-	15.75	-	-		1,925	
1,950	0.00	0.00	0.00	-	202.00	-	40	0.00	0.00	0.00	-	221.00	-	-		0.00	0.00	0.00	-	0.60	-	30	0.00	0.00	0.00	-	20.00	-	-		1,950	
1,975	0.00	0.00	0.00	-	178.00	-	25	0.00	0.00	0.00	-	201.00	-	-		0.00	0.00	0.00	-	1.20	-	25	0.00	0.00	0.00	-	25.25	-	-		1,975	
2,000	0.00	0.00	0.00	-	154.00	-	2	0.00	0.00	0.00	-	182.00	-	-		0.00	0.00	0.00	-	2.40	-	34	0.00	0.00	0.00	-	31.25	-	-		2,000	
2,050	0.00	0.00	0.00	-	109.00	-	1	0.00	0.00	0.00	-	147.00	-	20		0.00	0.00	0.00	-	7.60	-	36	0.00	0.00	0.00	-	46.25	-	3		2,050	
2,100	0.00	0.00	0.00	-	70.50	-	87	0.00	0.00	0.00	-	117.00	-	20		24.00	0.00	22.00	24.50	24.50	31	32	0.00	0.00	0.00	-	65.50	-	82		2,100	
2,150	0.00	0.00	0.00	-	40.75	-	8	0.00	0.00	0.00	-	90.50	-	-		0.00	0.00	0.00	-	39.00	-	83	0.00	0.00	0.00	-	89.00	-	40		2,150	
2,200	13.25	13.25	13.25	13.25	13.25	20	9	0.00	0.00	0.00	-	68.50	-	-		0.00	13.25	0.00	-	69.00	-	20	0.00	0.00	0.00	-	117.00	-	-		2,200	
2,250	0.00	0.00	0.00	-	9.20	-	22	47.00	47.00	47.00	47.00	47.00	5	105		0.00	0.00	0.00	-	107.00	-	5	0.00	0.00	0.00	-	149.00	-	-		2,250	
2,300	0.00	0.00	0.00	-	3.60	-	43	0.00	0.00	0.00	-	36.75	-	-		0.00	0.00	0.00	-	152.00	-	3	0.00	0.00	0.00	-	185.00	-	-		2,300	
2,350	0.00	0.00	0.00	-	1.20	-	1	0.00	0.00	0.00	-	26.25	-	-		0.00	0.00	0.00	-	199.00	-	-	0.00	0.00	0.00	-	224.00	-	-		2,350	
2,400	0.00	0.00	0.00	-	0.34	-	-	0.00	0.00	0.00	-	18.25	-	-		0.00	0.00	0.00	-	248.00	-	20	0.00	0.00	0.00	-	266.00	-	-		2,400	
2,450	0.00	0.00	0.00	-	0.09	-	-	0.00	0.00	0.00	-	12.50	-	-		0.00	0.00	0.00	-	298.00	-	-	0.00	0.00	0.00	-	310.00	-	-		2,450	
2,500	0.00	0.00	0.00	-	0.02	-	-	0.00	0.00	0.00	-	8.30	-	-		0.00	0.00	0.00	-	348.00	-	-	0.00	0.00	0.00	-	356.00	-	-		2,500	
2,550	0.00	0.00	0.00	-	0.01	-	-	0.00	0.00	0.00	-	5.40	-	-		0.00	0.00	0.00	-	398.00	-	-	0.00	0.00	0.00	-	403.00	-	-		2,550	
2,600	0.00	0.00	0.00	-	0.02	-	-	0.00	0.00	0.00	-	3.50	-	-		0.00	0.00	0.00	-	448.00	-	-	0.00	0.00	0.00	-	451.00	-	-		2,600	
2,650	0.00	0.00	0.00	-	0.01	-	-	-	-	-	-	-	-	-		0.00	0.00	0.00	-	498.00	-	-	-	-	-	-	-	-	-		2,650	
Totals:						20	278							5	145	0	0							31	407	0	125	0	0			
Number of Trades:						1								1		0								3		0		0				

ALPHA SERVICES HOLD (CR)

(Contract Size: 100 Securities, Exercise Style: American, Physical Delivery)

Call Options														Put Options																			
April 2022							May 2022							Other Months		April 2022							May 2022							Other Months		Exercise Price	
Open price	Price max	Price min	Last price	Closing price	Volume	Open Interest	Open price	Price max	Price min	Last price	Closing price	Volume	Open Interest	Volume	Open Interest	Open price	Price max	Price min	Last price	Closing price	Volume	Open Interest	Open price	Price max	Price min	Last price	Closing price	Volume	Open Interest	Volume	Open Interest		
0.700	0.000	0.000	0.000	0.420	-	-	0.000	0.000	0.000	0.422	-	-				0.000	0.000	0.000	0.001	-	-				0.000	0.000	0.000	0.001	-	-			0.007
0.750	0.000	0.000	0.000	0.370	-	-	0.000	0.000	0.000	0.372	-	-				0.000	0.000	0.000	0.001	-	-				0.000	0.000	0.000	0.001	-	-			0.008
0.800	0.000	0.000	0.000	0.320	-	-	0.000	0.000	0.000	0.323	-	-				0.000	0.000	0.000	0.001	-	-				0.000	0.000	0.000	0.001	-	-			0.008
0.850	0.000	0.000	0.000	0.271	-	-	0.000	0.000	0.000	0.275	-	-				0.000	0.000	0.000	0.001	-	-				0.000	0.000	0.000	0.002	-	-			0.009
0.900	0.000	0.000	0.000	0.222	-	-	0.000	0.000	0.000	0.228	-	-				0.000	0.000	0.000	0.002	-	-				0.000	0.000	0.000	0.006	-	-			0.009
0.950	0.000	0.000	0.000	0.175	-	-	0.000	0.000	0.000	0.185	-	-				0.000	0.000	0.000	0.005	-	-				0.000	0.000	0.000	0.012	-	-			0.010
1.000	0.000	0.000	0.000	0.132	-	-	0.000	0.000	0.000	0.145	-	-				0.000	0.000	0.000	0.012	-	-				0.000	0.000	0.000	0.023	-	-			0.010
1.100	0.000	0.000	0.000	0.065	-	-	0.000	0.000	0.000	0.082	-	-				0.000	0.000	0.000	0.044	-	-				0.000	0.000	0.000	0.060	-	-			0.011
1.200	0.000	0.000	0.000	0.025	-	-	0.000	0.000	0.000	0.041	-	-				0.000	0.000	0.000	0.104	-	-				0.000	0.000	0.000	0.119	-	-			0.012
1.300	0.000	0.000	0.000	0.008	-	-	0.000	0.000	0.000	0.018	-	-				0.000	0.000	0.000	0.187	-	-				0.000	0.000	0.000	0.196	-	-			0.013
1.400	0.000	0.000	0.000	0.002	-	-	0.000	0.000	0.000	0.007	-	-				0.000	0.000	0.000	0.282	-	-				0.000	0.000	0.000	0.285	-	-			0.014
1.500	0.000	0.000	0.000	0.001	-	-	0.000	0.000	0.000	0.003	-	-				0.000	0.000	0.000	0.380	-	-				0.000	0.000	0.000	0.381	-	-			0.015
1.600	0.000	0.000	0.000	0.001	-	-	0.000	0.000	0.000	0.001	-	-				0.000	0.000	0.000	0.480	-	-				0.000	0.000	0.000	0.480	-	-			0.016
1.700	0.000	0.000	0.000	0.003	-	-	0.000	0.000	0.000	0.001	-	-				0.000	0.000	0.000	0.580	-	-				0.000	0.000	0.000	0.580	-	-			0.017
1.800	0.000	0.000	0.000	0.001	-	-	0.000	0.000	0.000	0.001	-	-				0.000	0.000	0.000	0.680	-	-				0.000	0.000	0.000	0.680	-	-			0.018
1.900	0.000	0.000	0.000	0.001	-	-	0.000	0.000	0.000	0.001	-	-				0.000	0.000	0.000	0.780	-	-				0.000	0.000	0.000	0.780	-	-			0.019
Totals:					0	0					0	0	0	0	0						0	0						0	0	0	0	0	
Number of Trades:					0						0	0	0	0	0	0.00						0	0						0	0			

NATIONAL BANK (CR)

(Contract Size: 100 Securities, Exercise Style: American, Physical Delivery)

Call Options														Put Options																		
April 2022							May 2022							Other Months		April 2022							May 2022							Other Months		Exercise Price
Open price	Price max	Price min	Last price	Closing price	Volume	Open Interest	Open price	Price max	Price min	Last price	Closing price	Volume	Open Interest	Volume	Open Interest	Open price	Price max	Price min	Last price	Closing price	Volume	Open Interest	Open price	Price max	Price min	Last price	Closing price	Volume	Open Interest	Volume	Open Interest	
1.600					-	-						-	-									-	-									0.016
1.700					-	-						-	-									-	-									0.017
1.800	0.000	0.000	0.000	1.71	-	-	0.000	0.000	0.000	1.71	-	-				0.000	0.000	0.000	0.001	-	-			0.000	0.000	0.000	0.001	-	-			0.018
1.900	0.000	0.000	0.000	1.61	-	-	0.000	0.000	0.000	1.61	-	-				0.000	0.000	0.000	0.001	-	-			0.000	0.000	0.000	0.001	-	-			0.019
2.000	0.000	0.000	0.000	1.51	-	-	0.000	0.000	0.000	1.51	-	-				0.000	0.000	0.000	0.001	-	-			0.000	0.000	0.000	0.001	-	-			0.020
2.200	0.000	0.000	0.000	1.31	-	-	0.000	0.000	0.000	1.32	-	-				0.000	0.000	0.000	0.001	-	-			0.000	0.000	0.000	0.001	-	-			0.022
2.400	0.000	0.000	0.000	1.11	-	-	0.000	0.000	0.000	1.12	-	-				0.000	0.000	0.000	0.001	-	-			0.000	0.000	0.000	0.001	-	-			0.024
2.600	0.000	0.000	0.000	0.911	-	-	0.000	0.000	0.000	0.919	-	-				0.000	0.000	0.000	0.001	-	-			0.000	0.000	0.000	0.003	-	-			0.026
2.800	0.000	0.000	0.000	0.711	-	2	0.000	0.000	0.000	0.728	-	-				0.000	0.000	0.000	0.001	-	2			0.000	0.000	0.000	0.011	-	-			0.028
3.000	0.000	0.000	0.000	0.513	-	2	0.000	0.000	0.000	0.549	-	-				0.000	0.000	0.000	0.001	-	-			0.000	0.000	0.000	0.031	-	-			0.030
3.200	0.000	0.000	0.000	0.323	-	-	0.000	0.000	0.000	0.392	-	-				0.000	0.000	0.000	0.011	-	-			0.000	0.000	0.000	0.074	-	-			0.032
3.400	0.000	0.000	0.000	0.165	-	-	0.000	0.000	0.000	0.263	-	-				0.000	0.000	0.000	0.053	-	-			0.000	0.000	0.000	0.145	-	-			0.034
3.600	0.000	0.000	0.000	0.064	-	-	0.000	0.000	0.000	0.166	-	-				0.000	0.000	0.000	0.152	-	-			0.000	0.000	0.000	0.248	-	-			0.036
3.800	0.000	0.000	0.000	0.018	-	-	0.000	0.000	0.000	0.097	-	-				0.000	0.000	0.000	0.306	-	-			0.000	0.000	0.000	0.379	-	-			0.038
4.000	0.000	0.000	0.000	0.004	-	-	0.000	0.000	0.000	0.055	-	-				0.000	0.000	0.000	0.493	-	-			0.000	0.000	0.000	0.537	-	-			0.040
4.400	0.000	0.000	0.000	0.002	-	-	0.000	0.000	0.000	0.015	-	-				0.000	0.000	0.000	0.890	-	-			0.000	0.000	0.000	0.898	-	-			0.044
4.800	0.000	0.000	0.000	0.004	-	-	0.000	0.000	0.000	0.003	-	-				0.000	0.000	0.000	1.29	-	-			0.000	0.000	0.000	1.29	-	-			0.048
5.200	0.000	0.000	0.000	0.001	-	-	0.000	0.000	0.000	0.001	-	-				0.000	0.000	0.000	1.69	-	-			0.000	0.000	0.000	1.69	-	-			0.052
5.600	0.000	0.000	0.000	0.001	-	-	0.000	0.000	0.000	0.002	-	-				0.000	0.000	0.000	2.09	-	-			0.000	0.000	0.000	2.09	-	-			0.056
Totals:					0	4					0	0		0	0						0	2						0	0	0	300	
Number of Trades:					0						0			0								0.00						0		0		

OPAP (CR)

(Contract Size: 100 Securities, Exercise Style: American, Physical Delivery)

Call Options														Put Options																				
Exercise Price	April 2022						May 2022						Other Months		April 2022						May 2022						Other Months		Exercise Price					
	Open price	Price max	Price min	Last price	Closing price	Volume	Open Interest	Open price	Price max	Price min	Last price	Closing price	Volume	Open Interest	Volume	Open Interest	Open price	Price max	Price min	Last price	Closing price	Volume	Open Interest	Open price	Price max	Price min	Last price	Closing price		Volume	Open Interest	Volume	Open Interest	
8.400						-	-						-	-								-	-											0.084
8.800	0.000	0.000	0.000		4.72	-	-	0.000	0.000	0.000		4.74	-	-			0.000	0.000	0.000		0.001	-	-	0.000	0.000	0.000		0.001	-	-			0.088	
9.200	0.000	0.000	0.000		4.32	-	-	0.000	0.000	0.000		4.34	-	-			0.000	0.000	0.000		0.002	-	-	0.000	0.000	0.000		0.001	-	-			0.092	
9.600	0.000	0.000	0.000		3.92	-	-	0.000	0.000	0.000		3.94	-	-			0.000	0.000	0.000		0.001	-	-	0.000	0.000	0.000		0.001	-	-			0.096	
10.000	0.000	0.000	0.000		3.52	-	-	0.000	0.000	0.000		3.55	-	-			0.000	0.000	0.000		0.001	-	-	0.000	0.000	0.000		0.001	-	-			0.100	
11.000	0.000	0.000	0.000		2.53	-	-	0.000	0.000	0.000		2.55	-	-			0.000	0.000	0.000		0.001	-	-	0.000	0.000	0.000		0.004	-	-			0.110	
12.000	0.000	0.000	0.000		1.53	-	-	0.000	0.000	0.000		1.60	-	-			0.000	0.000	0.000		0.001	-	20	0.000	0.000	0.000		0.051	-	-			0.120	
13.000	0.000	0.000	0.000		0.589	-	20	0.000	0.000	0.000		0.814	-	-			0.000	0.000	0.000		0.062	-	-	0.000	0.000	0.000		0.262	-	-			0.130	
14.000	0.000	0.000	0.000		0.081	-	-	0.000	0.000	0.000		0.315	-	27			0.000	0.000	0.000		0.555	-	-	0.000	0.000	0.000		0.764	-	-			0.140	
15.000	0.000	0.000	0.000		0.002	-	-	0.000	0.000	0.000		0.088	-	10			0.000	0.000	0.000		1.48	-	-	0.000	0.000	0.000		1.54	-	-			0.150	
16.000	0.000	0.000	0.000		0.001	-	-	0.000	0.000	0.000		0.019	-	-			0.000	0.000	0.000		2.48	-	-	0.000	0.000	0.000		2.48	-	-			0.160	
17.000	0.000	0.000	0.000		0.001	-	-	0.000	0.000	0.000		0.003	-	-			0.000	0.000	0.000		3.48	-	-	0.000	0.000	0.000		3.48	-	-			0.170	
18.000	0.000	0.000	0.000		0.001	-	-	0.000	0.000	0.000		0.001	-	-			0.000	0.000	0.000		4.48	-	-	0.000	0.000	0.000		4.48	-	-			0.180	
19.000	0.000	0.000	0.000		0.001	-	-	0.000	0.000	0.000		0.001	-	-			0.000	0.000	0.000		5.48	-	-	0.000	0.000	0.000		5.48	-	-			0.190	
Totals:						0	20						0	37	0	0						0	20						0	33	0	0		
Number of Trades:						0							0		0							0.00						0		0				

OTE (CR)

(Contract Size: 100 Securities, Exercise Style: American, Physical Delivery)

Call Options														Put Options																		
April 2022							May 2022							Other Months		April 2022							May 2022							Other Months		Exercise Price
Open price	Price max	Price min	Last price	Closing price	Volume	Open Interest	Open price	Price max	Price min	Last price	Closing price	Volume	Open Interest	Volume	Open Interest	Open price	Price max	Price min	Last price	Closing price	Volume	Open Interest	Open price	Price max	Price min	Last price	Closing price	Volume	Open Interest	Volume	Open Interest	
9.600					-	-						-	-									-	-						-	-	0.096	
10.000					-	-						-	-									-	-						-	-	0.100	
11.000	0.000	0.000	0.000	6.19	-	-	0.000	0.000	0.000		6.21	-	-			0.000	0.000	0.000		0.001	-	-	0.000	0.000	0.000		0.001	-	-	0.110		
12.000	0.000	0.000	0.000	5.19	-	-	0.000	0.000	0.000		5.21	-	-			0.000	0.000	0.000		0.001	-	-	0.000	0.000	0.000		0.002	-	-	0.120		
13.000	0.000	0.000	0.000	4.19	-	-	0.000	0.000	0.000		4.21	-	-			0.000	0.000	0.000		0.001	-	-	0.000	0.000	0.000		0.001	-	-	0.130		
14.000	0.000	0.000	0.000	3.19	-	-	0.000	0.000	0.000		3.22	-	-			0.000	0.000	0.000		0.001	-	-	0.000	0.000	0.000		0.005	-	-	0.140		
15.000	0.000	0.000	0.000	2.19	-	-	0.000	0.000	0.000		2.26	-	-			0.000	0.000	0.000		0.001	-	-	0.000	0.000	0.000		0.040	-	-	0.150		
16.000	0.000	0.000	0.000	1.20	-	-	0.000	0.000	0.000		1.40	-	-			0.000	0.000	0.000		0.014	-	-	0.000	0.000	0.000		0.177	-	-	0.160		
17.000	0.000	0.000	0.000	0.398	-	10	0.000	0.000	0.000		0.737	-	-			0.000	0.000	0.000		0.210	-	-	0.000	0.000	0.000		0.517	-	-	0.170		
18.000	0.000	0.000	0.000	0.056	-	5	0.000	0.000	0.000		0.321	-	70			0.000	0.000	0.000		0.869	-	-	0.000	0.000	0.000		1.10	-	-	0.180		
19.000	0.000	0.000	0.000	0.003	-	10	0.000	0.000	0.000		0.114	-	-			0.000	0.000	0.000		1.82	-	-	0.000	0.000	0.000		1.90	-	-	0.190		
20.000	0.000	0.000	0.000	0.001	-	-	0.000	0.000	0.000		0.033	-	-			0.000	0.000	0.000		2.82	-	-	0.000	0.000	0.000		2.83	-	-	0.200		
22.000	0.000	0.000	0.000	0.002	-	-	0.000	0.000	0.000		0.002	-	-			0.000	0.000	0.000		4.82	-	-	0.000	0.000	0.000		4.82	-	-	0.220		
24.000	0.000	0.000	0.000	0.001	-	-	0.000	0.000	0.000		0.001	-	-			0.000	0.000	0.000		6.82	-	-	0.000	0.000	0.000		6.82	-	-	0.240		
26.000	0.000	0.000	0.000	0.001	-	-	0.000	0.000	0.000		0.001	-	-			0.000	0.000	0.000		8.82	-	-	0.000	0.000	0.000		8.82	-	-	0.260		
Totals:					0	25					0	70	0	0			0	0					0	0					0	0		
Number of Trades:					0						0		0				0.00						0						0			

PIRAEUS FINANCIAL HOLD (CR)

(Contract Size: 100 Securities, Exercise Style: American, Physical Delivery)

Call Options														Put Options																			
April 2022							May 2022							Other Months		April 2022							May 2022							Other Months		Exercise Price	
Open price	Price max	Price min	Last price	Closing price	Volume	Open Interest	Open price	Price max	Price min	Last price	Closing price	Volume	Open Interest	Volume	Open Interest	Open price	Price max	Price min	Last price	Closing price	Volume	Open Interest	Open price	Price max	Price min	Last price	Closing price	Volume	Open Interest	Volume	Open Interest		
0.850	0.000	0.000	0.000	0.550	-	-	0.000	0.000	0.000	0.552	-	-				0.000	0.000	0.000	0.001	-	-				0.000	0.000	0.000	0.001	-	-			0.009
0.900	0.000	0.000	0.000	0.500	-	-	0.000	0.000	0.000	0.502	-	-				0.000	0.000	0.000	0.001	-	-				0.000	0.000	0.000	0.001	-	-			0.009
0.950	0.000	0.000	0.000	0.450	-	-	0.000	0.000	0.000	0.452	-	-				0.000	0.000	0.000	0.001	-	-				0.000	0.000	0.000	0.001	-	-			0.010
1.000	0.000	0.000	0.000	0.401	-	-	0.000	0.000	0.000	0.403	-	-				0.000	0.000	0.000	0.001	-	-				0.000	0.000	0.000	0.001	-	-			0.010
1.100	0.000	0.000	0.000	0.301	-	-	0.000	0.000	0.000	0.305	-	-				0.000	0.000	0.000	0.001	-	-				0.000	0.000	0.000	0.003	-	-			0.011
1.200	0.000	0.000	0.000	0.206	-	-	0.000	0.000	0.000	0.214	-	-				0.000	0.000	0.000	0.006	-	-				0.000	0.000	0.000	0.011	-	-			0.012
1.300	0.000	0.000	0.000	0.124	-	-	0.000	0.000	0.000	0.137	-	-				0.000	0.000	0.000	0.023	-	-				0.000	0.000	0.000	0.034	-	-			0.013
1.400	0.000	0.000	0.000	0.063	-	-	0.000	0.000	0.000	0.078	-	-				0.000	0.000	0.000	0.063	-	-				0.000	0.000	0.000	0.075	-	-			0.014
1.500	0.000	0.000	0.000	0.027	-	-	0.000	0.000	0.000	0.041	-	-				0.000	0.000	0.000	0.127	-	-				0.000	0.000	0.000	0.137	-	-			0.015
1.600	0.000	0.000	0.000	0.010	-	-	0.000	0.000	0.000	0.019	-	-				0.000	0.000	0.000	0.209	-	-				0.000	0.000	0.000	0.216	-	-			0.016
1.700	0.000	0.000	0.000	0.003	-	-	0.000	0.000	0.000	0.008	-	-				0.000	0.000	0.000	0.302	-	-				0.000	0.000	0.000	0.305	-	-			0.017
1.800	0.000	0.000	0.000	0.001	-	-	0.000	0.000	0.000	0.003	-	-				0.000	0.000	0.000	0.400	-	-				0.000	0.000	0.000	0.401	-	-			0.018
1.900	0.000	0.000	0.000	0.001	-	-	0.000	0.000	0.000	0.001	-	-				0.000	0.000	0.000	0.500	-	-				0.000	0.000	0.000	0.500	-	-			0.019
2.000	0.000	0.000	0.000	0.001	-	-	0.000	0.000	0.000	0.001	-	-				0.000	0.000	0.000	0.600	-	-				0.000	0.000	0.000	0.600	-	-			0.020
2.200	0.000	0.000	0.000	0.001	-	-	0.000	0.000	0.000	0.001	-	-				0.000	0.000	0.000	0.800	-	-				0.000	0.000	0.000	0.800	-	-			0.022
2.400	0.000	0.000	0.000	0.001	-	-					-	-				0.000	0.000	0.000	1.00	-	-							-	-			0.024	
Totals:					0	0					0	0				0	0				0	0				0	0				0	0	
Number of Trades:					0					0				0			0.00				0						0			0			



PPC (CR)

(Contract Size: 100 Securities, Exercise Style: American, Physical Delivery)

Call Options														Put Options																					
April 2022							May 2022							Other Months		April 2022							May 2022							Other Months		Exercise Price			
Open price	Price max	Price min	Last price	Closing price	Volume	Open Interest	Open price	Price max	Price min	Last price	Closing price	Volume	Open Interest	Volume	Open Interest	Open price	Price max	Price min	Last price	Closing price	Volume	Open Interest	Open price	Price max	Price min	Last price	Closing price	Volume	Open Interest	Volume	Open Interest				
5.200	0.000	0.000	0.000	2.65	-	-	0.000	0.000	0.000	2.66	-	-				0.000	0.000	0.000	0.001	-	-				0.000	0.000	0.000	0.001	-	-			0.052		
5.600	0.000	0.000	0.000	2.25	-	-	0.000	0.000	0.000	2.26	-	-				0.000	0.000	0.000	0.001	-	-				0.000	0.000	0.000	0.001	-	-			0.056		
6.000	0.000	0.000	0.000	1.85	-	-	0.000	0.000	0.000	1.87	-	-				0.000	0.000	0.000	0.001	-	-				0.000	0.000	0.000	0.005	-	-			0.060		
6.400	0.000	0.000	0.000	1.45	-	-	0.000	0.000	0.000	1.49	-	-				0.000	0.000	0.000	0.001	-	-				0.000	0.000	0.000	0.021	-	-			0.064		
6.800	0.000	0.000	0.000	1.05	-	-	0.000	0.000	0.000	1.13	-	-				0.000	0.000	0.000	0.001	-	1				0.000	0.000	0.000	0.058	-	-			0.068		
7.200	0.000	0.000	0.000	0.666	-	-	0.793	0.793	0.793	0.793	0.793	1	4			0.000	0.000	0.000	0.012	-	5				0.000	0.000	0.000	0.140	-	-			0.072		
7.600	0.230	0.331	0.230	0.331	0.331	6	55	0.000	0.000	0.000	0.543	-	-			0.000	0.000	0.000	0.078	-	-				0.000	0.000	0.000	0.275	-	-			0.076		
8.000	0.100	0.100	0.100	0.100	0.100	25	182	0.331	0.331	0.331	0.331	0.331	1	11		0.000	0.000	0.000	0.264	-	-				0.000	0.000	0.000	0.476	-	-			0.080		
8.400	0.000	0.000	0.000	0.028	-	-	0.000	0.000	0.000	0.202	-	11				0.000	0.000	0.000	0.574	-	-				0.000	0.000	0.000	0.734	-	-			0.084		
8.800	0.000	0.000	0.000	0.004	-	-	0.000	0.000	0.000	0.112	-	-				0.000	0.000	0.000	0.952	-	-				0.000	0.000	0.000	1.04	-	-			0.088		
9.200	0.000	0.000	0.000	0.001	-	-	0.000	0.000	0.000	0.059	-	-				0.000	0.000	0.000	1.35	-	-				0.000	0.000	0.000	1.39	-	-			0.092		
9.600	0.000	0.000	0.000	0.001	-	-	0.000	0.000	0.000	0.029	-	-				0.000	0.000	0.000	1.75	-	-				0.000	0.000	0.000	1.77	-	-			0.096		
10.000	0.000	0.000	0.000	0.001	-	-	0.000	0.000	0.000	0.013	-	-				0.000	0.000	0.000	2.15	-	-				0.000	0.000	0.000	2.15	-	-			0.100		
11.000	0.000	0.000	0.000	0.001	-	-	0.000	0.000	0.000	0.002	-	-				0.000	0.000	0.000	3.15	-	-				0.000	0.000	0.000	3.15	-	-			0.110		
12.000	0.000	0.000	0.000	0.001	-	-	0.000	0.000	0.000	0.001	-	-				0.000	0.000	0.000	4.15	-	-				0.000	0.000	0.000	4.15	-	-			0.120		
13.000																																	0.130		
14.000																																	0.140		
15.000																																	0.150		
16.000																																	0.160		
Totals:						31	237							2	26	0	0							31	6							0	1	0	0
Number of Trades:						4							2							0.00							0							0	

Lending Products	Underlying Title	Multilateral Transactions[1]					Bilateral Transactions[2]		Stock Borrowing through OTC (volume)[3]
		Open Interest[5]	Volume(Offered)	Average Weighted	Transactions volume	Average Weighted	Transactions Volume	Average Weighted	Transactions Volume
ADMIEBOR	ADMIE (IPTO) HOLDING S.A. (CR)	7,410	---	---	---	---	---	---	2,044,451
AEGNBOR	AEGEAN AIRLINES (CR)	2,882	---	---	1,013	2.65%	---	---	21,619
ALPHABOR	ALPHA SERVICES HOLD (CR)	15,631	---	---	---	---	---	---	60,363,985
ALMYBOR	ALUMIL (CR)	---	---	---	---	---	---	---	---
EEEBOR	CC HBC AG (CR)	---	---	---	---	---	---	---	81,546
CENERBOR	CENERGY HOLDINGS (CB)	---	---	---	---	---	---	---	---
ELLAKTORBOR	ELLAKTOR (CR)	14,000	---	---	---	---	---	---	9,870
EUROBBOR	EUROBANK HOLDINGS (CR)	145,000	---	---	---	---	---	---	50,690,299
EYDAPBOR	EYDAP S.A. (CR)	3,713	---	---	400	3.39%	---	---	642,239
FFGRPBOR	FOLLI FOLLIE (CR)	---	---	---	---	---	---	---	900,530
FOYRKBOR	FOURLIS (CR)	9,639	---	---	---	---	---	---	47,250
GEKTERNABOR	GEK TERNA (CR)	---	---	---	---	---	---	---	7,293
SARBOR	GR. SARANTIS S.A. (CR)	---	---	---	---	---	---	---	7,577
EXAEBOR	HELLENIC EXCHANGES-A.S.E. (CR)	45,500	---	---	---	---	---	---	180,031
ELPEBOR	HELLENIC PETROLEUM (CR)	25,500	---	---	---	---	---	---	170,840
INTRKBOR	INTRACOM HOLDINGS (CR)	---	---	---	---	---	---	---	---
BELABOR	JUMBO SA (CR)	---	---	---	---	---	---	---	1,059,883
LAMDABOR	LAMDA DEVELOPMENT SA (CR)	961	---	---	2,034	4.90%	---	---	77,673
MIGBOR	MARFIN INVESTMENT GROUP (CR)	---	---	---	---	---	---	---	794,474
MOHBOR	MOTOR OIL (CR)	1,500	---	---	---	---	---	---	591,612
MYTILBOR	MYTILINEOS (CR)	2,000	---	---	---	---	---	---	496,809
ETEBOR	NATIONAL BANK (CR)	7,827	---	---	55,499	3.31%	---	---	6,534,170
OPAPBOR	OPAP (CR)	58,788	---	---	---	---	---	---	1,321,523
HTOBOR	OTE (CR)	30,525	---	---	---	---	---	---	2,275,149
PPABOR	P.P.A. S.A. (CR)	1,464	---	---	---	---	---	---	66,287
TPEIRBOR	PIRAEUS FINANCIAL HOLD (CR)	60,943	---	---	---	---	---	---	5,721,714
PLAISBOR	PLAISIO COMPUTERS SA (CR)	---	---	---	---	---	---	---	100
PPCBOR	PPC (CR)	2,000	---	---	---	---	---	---	2,162,427
QUALBOR	QUALITY & RELIABILITY SA (CR)	---	---	---	---	---	---	---	---
QUESTBOR	QUEST HOLDINGS (CR)	---	---	---	---	---	---	---	101,536
TENERGYBOR	TERNA ENERGY (CR)	18,450	---	---	15	2.65%	---	---	110,933

## Stock Lending Notes

[1] - Multilateral contracts Lending or Borrowing as per Methods 8-1, 8-2 and 8-3-3 (According to ATHEX BoD Resolution No.17)

[2] - Bilateral Contracts Lending or Borrowing as per Methods 8-3-1 and 8-3-2 (According to ATHEX BoD Resolution No.20 )

[3] - The information concerning OTC Stock Borrowing Transactions is based on the statements of the Dematerialised Securities System (DSS) operators involved and refers to volumes that have been registered up until the previous working day.

[4] - Average Price (Volume weighted)

[5] - The Data concerning Open Interest before the start of trading session

Lending Products	Underlying Title	Open Interest[5]	Multilateral Transactions[1]				Bilateral Transactions[2]		Stock Borrowing through OTC (volume)[3]	
			Volume(Offered)	Average Weighted	Transactions volume	Average Weighted	Transactions Volume	Average Weighted	Transactions Volume	
TITCBOR	TITAN CEMENT (CB)	13,800	---	---	---	---	---	---	226,286	
VIOBOR	VIOHALCO SA/IV (CB)	9,647	---	---	500	2.85%	---	---	---	

## Stock Lending Notes

[1] - Multilateral contracts Lending or Borrowing as per Methods 8-1, 8-2 and 8-3-3 (According to ATHEX BoD Resolution No.17)

[2] - Bilateral Contracts Lending or Borrowing as per Methods 8-3-1 and 8-3-2 (According to ATHEX BoD Resolution No.20 )

[3] - The information concerning OTC Stock Borrowing Transactions is based on the statements of the Dematerialised Securities System (DSS) operators involved and refers to volumes that have been registered up until the previous working day.

[4] - Average Price (Volume weighted)

[5] - The Data concerning Open Interest before the start of trading session

## Sectors codification for listed companies

12003-	ETF	10101010	Computer Services
10101015	Software	10102030	Computer Hardware
15101010	Telecommunications Equipment	15102015	Telecommunications Services
20101010	Health Care Facilities	20101025	Health Care Services
20102010	Medical Equipment	20103015	Pharmaceuticals
30101010	Banks	30202000	Diversified Financial Services
30202010	Asset Managers & Custodians	30202015	Investment Services
30204000	Closed End Investments	30302010	Full Line Insurance
30302015	Insurance Brokers	30302025	Property and Casualty Insurance
35101010	Real Estate Holding and Development	35101015	Real Estate Services
35102000	Diversified REITs	35102030	Office REITs
40201040	Rental & Leasing Services: Consumer	40202010	Home Construction
40202015	Household Furnishings	40202020	Household Appliance
40203040	Electronic Entertainment	40203045	Toys
40204020	Clothing & Accessories	40301010	Entertainment
40301030	Publishing	40301035	Radio & TV Broadcasters
40401010	Diversified Retailers	40401020	Apparel Retailers
40401025	Home Improvement Retailers	40401030	Specialty Retailers
40501010	Airlines	40501015	Travel & Tourism
40501020	Casinos & Gambling	40501025	Hotels & Motels
45101015	Distillers & Vintners	45101020	Soft Drinks
45102010	Farming Fishing Ranching & Plantations	45102020	Food Products
45103010	Tobacco	45201010	Food Retailers & Wholesalers
45201020	Personal Products	50101010	Construction
50101020	Building Roof/Wallboard and Plumbing	50101030	Cement
50101035	Building Materials: Other	50202010	Electrical Components
50203000	Diversified Industrials	50203015	Plastics
50203030	Containers & Packaging	50204000	Machinery: Industrial
50204020	Machinery: Construction & Handling	50205010	Industrial Suppliers
50205020	Back Office Support HR & Consulting	50205030	Forms & Bulk Printing Services
50206015	Commercial Vehicles & Parts	50206030	Marine Transportation
50206060	Transportation Services	55101000	Diversified Materials
55101020	Textile Products	55102000	General Mining
55102010	Iron & Steel	55102015	Metal Fabricating
55102035	Aluminum	60101020	Oil Refining and Marketing
65101010	Alternative Electricity	65101015	Conventional Electricity
65102030	Water		



**ATHEX**  
Athens Stock Exchange

Λεωφ. Αθηνών 110 104 42 Αθήνα  
110, Athinon Ave. GR 104 42 Athens  
tel. (+30)210-33.66.800, fax (+30)210-33.66.101  
[www.athexgroup.gr](http://www.athexgroup.gr)