

22

**Ημερήσιο Δελτίο
Συναλλακτικής Δραστηριότητας**

Daily Official List
of Trading Activity

Monday, 4 April, 2022

Year: 143 Trading Day No: 63



ATHEXGROUP
Athens Exchange Group

Disclaimer:

Hellenic Exchanges-Athens Stock Exchange S.A endeavours to ensure that the data and other material ("Information") presented on the Daily Official List are accurate and complete, but it is not liable for any errors or omissions of data or /and for the accuracy, credibility, updating and completeness of the aforesaid information nor it has any liability arising directly or indirectly from the use of the above Information.

The Company is not liable for the accuracy of the data included in listed companies' announcements. Only the sender of such an announcement is fully and solely liable for any infringement of third party's rights from the content of such announcement. All contents of the Daily Official List are provided only for information purposes and do not constitute investment advice or solicitation to invest in securities or other products listed for trading on the Exchange.

You acknowledge and agree that the Company is the owner of any property rights related to any Information appearing on the Daily Official List including intellectual property rights copyright, trademarks, etc.

The above data are a property of the Hellenic Exchanges-Athens Exchange and are copyright protected. Users are forbidden to reproduce, modify, copy, sale, transmit or redistribute, by all reproduction means and methods, part or the whole of the above data, without reference to their source.

The commercial exploitation of these data is, also, forbidden by third parties. Hellenic Exchanges-Athens Exchange does not carry any responsibility, direct or indirect, derived from usage or accidental alteration of the above data when used by third parties.

Hellenic Exchanges – Athens Stock Exchange S.A.

110 Athinon Ave., 10442 Athens, Tel: (210) 33.66.800, Fax: (210) 32.13.938

www.athexgroup.gr

Thessalonica Stock Exchange Center (T.S.E.C)

16-18 Katouni Str., Thessalonica 546 25 Tel: (2310) 567.667, Fax: (2310) 530.545

Athex Members Guarantee Fund

14-16 Fidiou Str., Athens 106 78, Tel: (210) 33.04.682, Fax: (210) 33.04.155

Hellenic Republic Capital Market Commission

1 Kolokotroni Str. & 1 Stadiou Str., Athens 10562 Tel: (210) 33.77.100 Fax: (210) 33.77.173

Table of Contents

Section 1: Statistical Figures of Securities, Derivatives and Lending

Summary of Markets

Athex Indices

Analytic Figures for Athex Market's Boards and Categories

Trading Details by Athex Sectors and Financial Instruments (ETFs)

Top 10 best & worst performing Shares

Derivatives Summary

Section 2: Analytic Figures of Shares Transactions

Analytic Figures of Shares Transactions

Shares' Notes

Section 3: Figures of Securities Transactions

Securities Blocks Details

Shares Rights Details

Stock Borrowing

Forced Sales Details

Forced Sales Registered Shares

Exchange Traded Funds (ETFs) Characteristics

Section 5: Bonds traded in Fixed Income Assets Market

Convertible Corporate Bonds - Regulated Market

Non Convertible Corporate Bonds - Regulated Market

Government Bonds

Treasury Bills & Zero Coupon Government Bonds

Government Bonds Traded with the Open Outcry Method

State Banks Bonds

Section 6: Additional Infos

Athex & ATHEXClear Members List

List of Stocks under Market Making operations

Section 7: Derivatives Market Analytic Figures

Index Futures

Stock Futures

Index Options

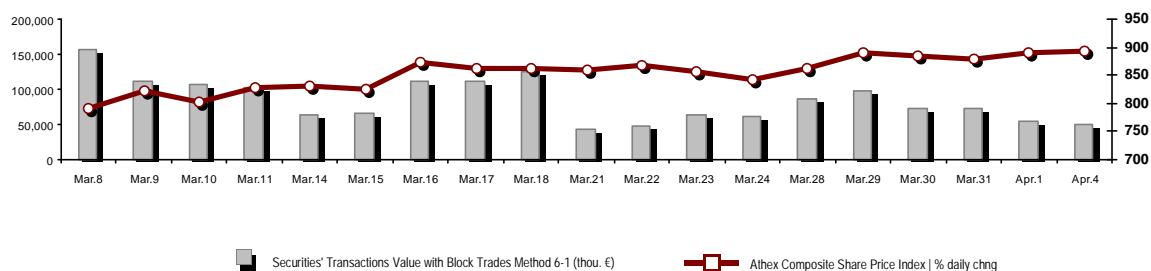
Stock Options

Stock Lending Analytic Figures

Appendix A: Sectors codification for listed companies

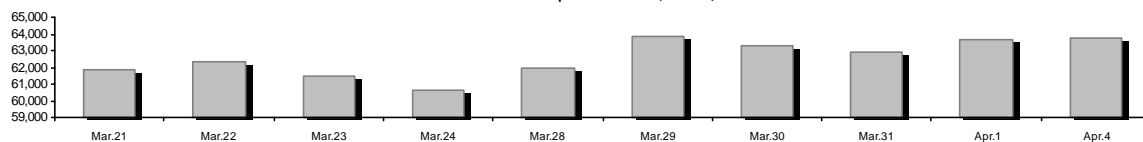
Summary of Markets

Athex Composite Share Price Index vs Shares and Derivatives Transactions Value

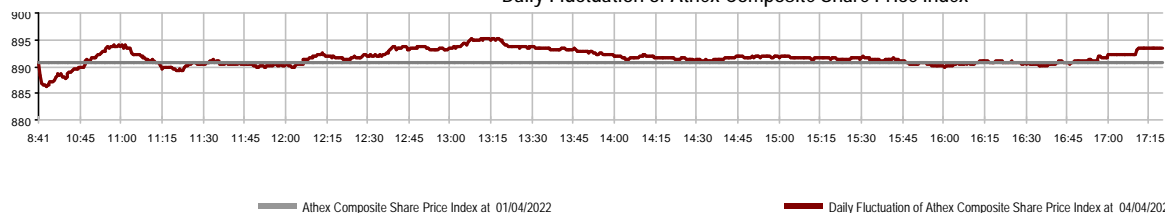


Athex Capitalisation (mill. €) **: 63,781.02	Derivatives Total Open Interest: 304,622
Daily change: mill. € %: 81.72 0.13%	in Index Futures % daily chng: 2,992 1.49%
Yearly Avg Capitalisation: mill. € % chng prev year Avg: 66,241.81 8.80%	in Stock Futures % daily chng: 300,026 1.52%
Athex Composite Share Price Index % daily chng: 893.47 0.31%	in Index Options % daily chng: 845 1.81%
Athex Composite Share Price Index Capitalisation (mill. €): 58,040.48	in Stock Options % daily chng: 759 12.78%
Daily change (mill. €): 95.84	
Securities' Transactions Value with Block Trades Method 6-1 (t): 49,512.66	Derivatives Contracts Volume: 19,607
Daily change: %: -4,625.14 -8.54%	Daily change: pieces %: 1,484 8.19%
YtD Avg Trans. Value: thou. € % chng prev year Avg: 89,916.41 28.73%	YtD Avg Derivatives Contracts % chng prev year Avg: 43,136 -9.50%
Blocks Transactions Value of Method 6-1 (thou. €): 2,643.63	Derivatives Trades Number: 1,283
Blocks Transactions Value of Method 6-2 & 6-3 (thou. €): 0.15	Daily change: number %: 91 7.63%
Bonds Transactions Value (thou.€): 468.44	YtD Avg Trades number % chng prev year Avg: 2,397 13.29%
Securities' Transactions Volume with Block Trades Method 6-1 (tho): 16,741.71	Lending Total Open Interest: 455,778
Daily change: thou. pieces %: 1,217.55 7.84%	Daily change: pieces %: 500 0.11%
YtD Avg Volume: % chng prev year Avg: 39,294.04 14.91%	Lending Volume (Multilateral/Bilateral): 22,902
Blocks Transactions Volume of Method 6-1 (thou. Pieces): 258.00	Daily change: pieces %: 22,402
Blocks Transactions Volume of Method 6-2 & 6-3 (thou. Pieces): 0.01	Multilateral Lending: 22,902
Bonds Transactions Volume: 474,000	Bilateral Lending: 0
Securities' Trades Number with Block Trades Method 6-1: 25,760	Lending Trades Number: 12
Daily change: number %: 1,959 8.23%	Daily change: %: 11
YtD Avg Trades number % chng prev year Avg: 35,753 19.44%	Multilateral Lending Trades Number: 12
Number of Blocks Method 6-1: 7	Bilateral Lending Trades Number: 0
Number of Blocks Method 6-2 & 6-3: 1	
Number of Bonds Transactions: 73	

Athex Capitalisation (mill. €) **



Daily Fluctuation of Athex Composite Share Price Index



Athex Indices

Index name	04/04/2022	01/04/2022	pts.	%	Min	Max	Year min	Year max	Year change
Athex Composite Share Price Index	893.47 #	890.70	2.77	0.31%	886.38	895.31	788.83	973.27	0.01% #
Athex ESG Index	1,021.94 #	1,016.87	5.07	0.50%	1,011.26	1,024.48	888.47	1,131.24	0.84% #
FTSE/Athex Large Cap	2,166.60 #	2,155.77	10.83	0.50%	2,143.73	2,170.80	1,884.54	2,384.15	0.83% #
FTSE/Athex Mid Cap Index	1,528.46 €	1,530.81	-2.35	-0.15%	1,524.53	1,533.59	1,396.00	1,615.19	2.45% #
FTSE/ATHEX-CSE Banking Index	496.14 #	492.54	3.60	0.73%	489.09	499.86	382.96	569.66	14.02% #
FTSE/ATHEX High Dividend Yield Index	2,961.69 €	2,962.84	-1.15	-0.04%	2,948.13	2,968.86	2,762.75	3,292.03	-4.59% €
FTSE/ATHEX Global Traders Index Plus	2,405.56 #	2,382.46	23.10	0.97%	2,378.19	2,405.56	2,205.66	2,580.30	1.36% #
FTSE/ATHEX Mid & Small Cap Factor-Weighted Ind	4,882.36 €	4,896.79	-14.43	-0.29%	4,830.75	4,903.91	4,269.17	4,966.14	4.58% #
ATHEX Select Index Plus	3,287.61 #	3,283.64	3.97	0.12%	3,274.27	3,294.02	2,990.50	3,578.04	-2.88% €
ATHEX Select Index	4,646.04 €	4,652.18	-6.14	-0.13%	4,632.24	4,676.62	4,076.44	4,953.99	1.28% #
FTSE/Athex Market Index	519.67 #	518.36	1.31	0.25%	514.92	520.90	457.78	586.15	-3.07% €
Athex Composite Index Total Return Index	1,536.39 #	1,531.63	4.76	0.31%	1,524.20	1,539.55	1,356.45	1,673.61	0.22% #
FTSE/Athex Large Cap Total Return	3,376.55 #	3,359.67	16.88	0.50%			2,944.22	3,702.87	1.03% #
FTSE/Athex Mid Cap Total Return	1,964.31 €	1,967.33	-3.02	-0.15%			1,809.60	2,064.38	2.45% #
FTSE/ATHEX-CSE Banking Total Return Index	427.18 #	424.08	3.10	0.73%			337.43	485.90	14.02% #
Hellenic Mid & Small Cap Index	1,372.34 #	1,368.64	3.70	0.27%	1,364.30	1,372.34	1,243.70	1,451.84	-0.05% €
FTSE/Athex Banks	655.52 #	650.77	4.75	0.73%	646.20	660.43	505.99	752.66	14.02% #
FTSE/Athex Insurance	3,004.21 ~	3,004.21	0.00	0.00%	3,004.21	3,020.11	1,994.86	3,171.11	50.60% #
FTSE/Athex Financial Services	750.76 €	756.51	-5.75	-0.76%	744.28	757.94	691.33	831.60	0.23% #
FTSE/Athex Industrial Goods & Services	3,797.54 #	3,711.05	86.49	2.33%	3,709.88	3,808.57	3,365.52	3,930.81	1.76% #
FTSE/Athex Retail	48.68 €	49.17	-0.49	-1.00%	48.67	49.66	45.69	57.51	-1.10% €
FTSE/ATHEX Real Estate	4,398.84 €	4,437.00	-38.16	-0.86%	4,365.69	4,502.09	3,948.68	5,179.83	-8.59% €
FTSE/Athex Consumer Goods & Services	7,974.63 #	7,826.35	148.28	1.89%	7,796.84	7,974.63	7,260.09	8,381.33	9.84% #
FTSE/Athex Food & Beverage	7,123.50 €	7,295.45	-171.95	-2.36%	7,064.92	7,295.45	6,714.13	12,058.75	-37.14% €
FTSE/Athex Basic Resources	7,136.59 #	7,108.71	27.88	0.39%	7,089.87	7,196.93	6,227.37	8,197.29	-3.53% €
FTSE/Athex Construction & Materials	2,914.38 €	2,945.61	-31.23	-1.06%	2,903.28	2,945.61	2,533.53	3,209.28	-2.17% €
FTSE/Athex Energy	3,772.82 #	3,730.95	41.87	1.12%	3,707.18	3,772.82	3,339.51	3,854.94	9.56% #
FTSE/Athex Travel & Leisure	2,123.66 #	2,116.99	6.67	0.32%	2,111.49	2,131.63	1,858.00	2,197.16	8.18% #
FTSE/Athex Technology	2,290.54 #	2,267.20	23.34	1.03%	2,262.31	2,304.07	1,912.15	2,304.07	6.69% #
FTSE/Athex Telecommunications	4,752.58 #	4,735.84	16.74	0.35%	4,712.80	4,780.33	4,377.01	5,159.73	4.55% #
FTSE/Athex Utilities	4,770.76 #	4,745.49	25.27	0.53%	4,714.80	4,789.98	4,203.53	5,208.71	-7.38% €
FTSE/Athex Health Care	473.23 #	468.70	4.53	0.97%	460.78	474.37	418.89	611.35	-14.34% €
FTSE/Athex Personal Products	7,390.42 €	7,459.30	-68.88	-0.92%	7,379.83	7,469.00	6,680.63	8,868.58	-15.29% €
Athex All Share Index	223.56 #	223.29	0.27	0.12%	223.56	223.56	200.98	248.43	-2.83% €
Hellenic Corporate Bond Index	121.69 #	121.62	0.07	0.06%			119.78	127.89	-4.76% €
Hellenic Corporate Bond Price Index	90.22 #	90.18	0.05	0.05%			88.90	95.40	-5.41% €

Note 1: FTSE/Med 100, Hellenic Corporate Bond Price Index and Hellenic Corporate Bond Index closing prices refer to the previous trading day of 31/03/2022.

Note 2: The Hellenic Mid & Small Cap Index is a Customized index calculated by the Athens Exchange.

Analytic Figures for Athex Market's Boards and Categories

	Total Traded Securities	Main Market	Surveillance	Exchange Traded Funds (ETFs)
Totals	125	115	9	1
Gain / Lose / Same:	53 / 52 / 20	51 / 47 / 17	1 / 5 / 3	1 / 0 / 0
Athex Capitalisation (mill. €) **	63,781.02	63,534.15	246.86	
Daily Average Trans/ons Value(thou.€)	89,916.41	89,732.47	235.54	14.03
Transactions Value	49,512.81	49,184.69	284.72	43.40
Main Board:	46,869.03	46,540.90	284.72	43.40
Blocks Board 6_2_3:	2,643.79	2,643.79	0.00	0.00
Forced Sales Board:	0.00	0.00	0.00	0.00
Special Terms Board:	0.00	0.00	0.00	0.00
Daily Average Transactions Volume	39,294,044	38,408,038	895,234	656
Transactions Volume	16,741,721	16,103,018	636,703	2,000
Main Board:	16,483,712	15,845,009	636,703	2,000
Blocks Board 6_2_3:	258,009	258,009	0	0
Forced Sales Board:	0	0	0	0
Special Terms Board:	0	0	0	0
Daily Average Number of Trades	35,753	35,475	275	3
Number of Trades	25,761	25,496	263	2
Main Board:	25,753	25,488	263	2
Blocks Board 6_2_3:	8	8	0	0
Forced Sales Board:	0	0	0	0
Special Terms Board:	0	0	0	0

Trading Details by Athex Sectors and Financial Instruments (ETFs)

Code	Sectors	Gain / Lose / Same	Number of Trades	Transactions Volume	Transactions Value	% of Total Trans. Value
3010	- Banks	3 / 3 / 0	8,267	10,933,587	16,663,639.23	33.66%
5510	- Basic Resources	8 / 5 / 2	581	218,658	603,596.16	1.22%
5010	- Construction & Materials	4 / 7 / 2	1,673	531,251	2,279,638.55	4.60%
4020	- Consumer Products & Services	3 / 1 / 3	1,272	617,768	2,981,173.59	6.02%
6010	- Energy	3 / 1 / 0	929	158,143	1,760,623.01	3.56%
12000	- Financial Instruments	1 / 0 / 0	2	2,000	43,400.00	0.09%
3020	- Financial Services	2 / 1 / 0	256	758,061	83,868.15	0.17%
4510	- Food Beverage & Tobacco	2 / 5 / 3	1,254	292,437	3,154,482.88	6.37%
2010	- Health Care	1 / 2 / 0	59	11,804	26,172.44	0.05%
5020	- Industrial Goods & Service	7 / 10 / 0	3,766	834,704	6,575,286.23	13.28%
3030	- Insurance	1 / 0 / 1	22	4,439	23,458.30	0.05%
4030	- Media	0 / 1 / 0	6	3,125	1,463.37	0.00%
4520	- Personal Care, Drug & Grocery Stores	1 / 1 / 1	76	23,832	84,198.54	0.17%
3510	- Real Estate	2 / 4 / 2	796	350,770	1,885,542.09	3.81%
4040	- Retail	2 / 3 / 2	559	123,850	372,899.64	0.75%
1010	- Technology	6 / 4 / 1	1,198	292,300	1,196,938.16	2.42%
1510	- Telecommunications	2 / 0 / 0	1,026	158,244	2,680,717.22	5.41%
4050	- Travel & Leisure	3 / 2 / 2	1,320	726,811	3,504,221.25	7.08%
6510	- Utilities	2 / 2 / 1	2,699	699,937	5,591,492.70	11.29%

Top 10 best & worst performing Shares

Main Market

With positive Price change			With negative Price change		
	Closing price	change		Closing price	change
INTERLIFE G.C.I.(CR)	4.64	4.98% #	MOTODYNAMICS S.A. (CR)	2.14	-4.04% €
QUALITY & RELIABILITY SA (CR)	0.47	3.75% #	TITAN CEMENT (CB)	13.06	-3.12% €
PROFILE SA (CR)	6.77	3.36% #	THRACE PLASTICS SA (CR)	5.19	-2.99% €
MYTILINEOS (CR)	15.62	3.17% #	KRI-KRI S.A. (CR)	7.3	-2.67% €
AUTOHELLAS SA (CR)	9.69	2.98% #	CC HBC AG (CR)	18.9	-2.38% €
QUEST HOLDINGS (CR)	6.05	2.54% #	IKTINOS HELLAS SA (CR)	0.637	-2.30% €
INTRAKAT (CR)	2.23	2.29% #	KARELIA (CR)	274	-2.14% €
NATIONAL BANK (CR)	3.509	2.01% #	KEKROPS SA (CR)	2.35	-2.08% €
JUMBO SA (CR)	13.9	1.83% #	BRIQ PROPERTIES (CR)	2.1	-1.87% €
BYTE COMPUTER SA (CR)	3.175	1.44% #	CENTRIC HOLDINGS (CR)	0.303	-1.62% €
With the highest Transactions Value			With the highest Transactions Volume		
	Value (thou. €)	change		Volume	change
NATIONAL BANK (CR)	5,965.22	2.01% #	EUROBANK HOLDINGS (CR)	3,911,995	-0.28% €
MYTILINEOS (CR)	5,676.19	3.17% #	ALPHA SERVICES HOLD (CR)	3,734,978	1.01% #
ALPHA SERVICES HOLD (CR)	4,290.74	1.01% #	NATIONAL BANK (CR)	1,711,749	2.01% #
EUROBANK HOLDINGS (CR)	4,168.96	-0.28% €	PIRAEUS FINANCIAL HOLD (CR)	1,531,458	0.32% #
PPC (CR)	2,959.47	1.43% #	MARFIN INVESTMENT GROUP (CR)	742,239	1.06% #
OPAP (CR)	2,852.77	0.30% #	CENTRIC HOLDINGS (CR)	393,810	-1.62% €
OTE (CR)	2,678.24	0.35% #	PPC (CR)	386,286	1.43% #
JUMBO SA (CR)	2,650.91	1.83% #	MYTILINEOS (CR)	366,240	3.17% #
CC HBC AG (CR)	2,549.83	-2.38% €	LAMDA DEVELOPMENT SA (CR)	271,888	-0.87% €
PIRAEUS FINANCIAL HOLD (CR)	2,181.94	0.32% #	OPAP (CR)	213,072	0.30% #

Note: Stocks that are not included in the "Under Supervision" category, and the transactions value is more than 10,000 €.

Derivatives Summary

	Number of Trades	Volume	Open Interest
Index Futures	75	153	2,992
FTSE/Athex Banks	0	0	0
FTSE/Athex Large Cap	75	153	2,992
Stock Futures	1,205	19,448	300,026
ADMIE (IPTO) HOLDING S.A. (CR)	13	72	4,623
ALPHA SERVICES HOLD (CR)	187	6,314	94,810
CC HBC AG (CR)	48	136	1,809
CENERGY HOLDINGS (CB)	12	99	10,137
ELLAKTOR (CR)	34	361	12,577
EUROBANK HOLDINGS (CR)	101	4,655	32,817
EYDAP S.A. (CR)	7	11	367
FOURLIS (CR)	17	62	2,496
GEK TERNA (CR)	10	28	5,870
HELLENIC EXCHANGES-A.S.E. (CR)	0	0	1,138
HELLENIC PETROLEUM (CR)	14	43	1,343
INTRACOM HOLDINGS (CR)	25	115	5,899
JUMBO SA (CR)	6	19	1,103
LAMDA DEVELOPMENT SA (CR)	72	274	5,578
MARFIN INVESTMENT GROUP (CR)	2	45	30,213
MOTOR OIL (CR)	6	27	1,953
MYTILINEOS (CR)	134	455	5,840
NATIONAL BANK (CR)	220	3,852	28,467
OPAP (CR)	26	62	1,580
OTE (CR)	16	85	1,160
P.P.A. S.A. (CR)	0	0	690
PIRAEUS FINANCIAL HOLD (CR)	57	1,658	22,719
PPC (CR)	108	682	15,590
TERNA ENERGY (CR)	59	256	2,450
TITAN CEMENT (CB)	14	94	902
VIOHALCO SA/NV (CB)	17	43	7,895
Index Options	3	6	845
FTSE/Athex Large Cap	3	6	845
Stock Options	0	0	759
ALPHA SERVICES HOLD (CR)	0	0	0
NATIONAL BANK (CR)	0	0	306
OPAP (CR)	0	0	110
OTE (CR)	0	0	75
PIRAEUS FINANCIAL HOLD (CR)	0	0	0
PPC (CR)	0	0	268
Total Derivatives Traded	1,283	19,607	304,622

Number of Outstanding Securities	Nominal Value	Dividends [1]			Date of Last Coupon		Note	Shares	Closing price	% change	Previous closing price/date	Open price	Price min	Price max	Last price	Avg price	Last Bid [7]	Last Ask [7]	P/E after tax	Year	Volume	Trades	Transactions Value[8]	Company Mkt Value (thou. €)	Year low	Year high	Sector[4]	
		2019	2020	2021	Dividend [2]	Right																						
6,325,000	0.600	0.095	---	---	17/09/2020	17/02/2014	---	VOGIATZOGLOU SYSTEMS SA (CR)	2	---	2	01/04/2022	---	---	---	---	250@1.84	1750@2.10	---	---	---	---	12,650.00	1.78	2.16	50205010		
15,000,000	0.300	---	---	---	06/07/2007	18/07/2000	---	DAIOS PLASTICS SA (CR)	3.32	---	3.32	01/04/2022	---	---	---	---	120@3.08	---	---	---	---	---	49,800.00	3.04	3.34	50203015		
9,520,980	0.400	0.0105	0.0105	---	15/06/2021	14/07/2000	---	KARAMOLEGOS SA (CR)	3.22	---	3.22	01/04/2022	3.22	3.22	3.22	3.22	3.22260740@3.22	---	---	---	124,190	28	399,891.80	30,657.56	2.98	3.24	45102020	
2,760,000	11.83	9.4	9.4	---	05/07/2021	16/07/1990	---	KARELIA (CR)	274	-2.14	€	280	01/04/2022	280	274	280	274	277 23@274.00	10@282.00	---	---	82	19	22,714.00	756,240.00	270	290	45103010
6,700,000	0.800	0.191	0.179	---	22/12/2021	29/05/2014	---	MILLS KEPENOS (CR)	2.76	-4.17	€	2.88	01/04/2022	2.76	2.76	2.76	2.76	150@2.80	68@3.00	14.30	2020	70	2	193.20	18,492.00	2.3	3.26	45102020
18,017,472	0.360	---	---	---	15/06/2010	28/08/2017	---	KTIMA KOSTAS LAZARIDIS SA (CR)	1.74	---	1.74	01/04/2022	1.78	1.78	1.78	1.78	2000@1.70	4440@1.78	---	---	22	1	39.16	31,350.40	1.56	1.95	45101015	
21,364,000	1.12	---	---	---	29/07/2019	10/08/2005	---	LAMPSA HOTEL SA (CR)	20	---	20	01/04/2022	20	20	20	20	50@20.00	50@21.00	---	---	100	2	2,000.00	427,280.00	19.4	22	40501025	
53,154,140	0.120	---	---	---	15/07/2008	24/11/2020	---	NIKAS SA (CR)	1.24	---	1.24	01/04/2022	1.24	1.24	1.24	1.24	1.24586076@1.24	5000@1.36	---	---	14	2	17.36	65,911.13	1.22	1.31	45102020	
10,080,000	3.00	1.17	1.42	---	30/06/2021	27/08/2001	---	TPA SA (CR)	26.7	-0.37	€	26.8	01/04/2022	26.8	26.1	27	26.6	26.549 100@26.60	44@26.90	13.40	2020	786	20	20,867.90	269,136.00	23.5	27.8	50206060
27,379,200	1.43	0.3654	---	---	03/07/2020	29/07/2021	---	CRETE PLASTICS SA (CR)	16	---	16	01/04/2022	---	---	---	---	297@16.10	10@16.50	---	---	---	---	---	438,067.20	15.3	19.9	50203015	
255,494,534	2.71	0.613	0.352	0.11	14/12/2021	30/09/2021	---	PRODEA (CR)	8.1	---	8.1	01/04/2022	---	---	---	---	70@7.60	82@8.10	---	---	---	---	---	2,069,505.73	7.5	9.45	35102000	
4,181,450	0.500	---	---	---	21/08/2000	05/03/2002	---	FLOUR MILLS SARANTOPOULOS SA	1.27	-9.93	€	1.41	01/04/2022	1.27	1.27	1.27	1.27	363@1.27	500@1.36	---	---	280	2	355.60	5,310.44	1.27	1.69	45102020

Exchange Traded Funds (ETFs)

882,175	---	---	---	---	15/06/2016	---	---	ALPHA ETF FTSE Athex Large Cap	21.79	1.16	P	21.54	01/04/2022	21.61	21.61	21.79	21.79	21.7	15@21.69	505@22.00	---	---	2,000	2	43,400.00	---	19.15	23.98	12003
---------	-----	-----	-----	-----	------------	-----	-----	--------------------------------	-------	------	---	-------	------------	-------	-------	-------	-------	------	----------	-----------	-----	-----	-------	---	-----------	-----	-------	-------	-------

Surveillance

356,314,416	0.600	---	---	---	07/07/2010	21/09/2017	5160	FRIGOGLASS SA (CR)	0.104	-5.45	€	0.11	01/04/2022	0.11	0.104	0.11	0.104	0.10618000@0.103	2000@0.107	---	---	167,400	46	17,794.60	37,056.70	0.09	0.192	50204000
51,081,030	1.00	---	---	---	20/08/2007	03/09/2007	4912	LAVIPHARM SA (CR)	0.54	-0.92	€	0.545	01/04/2022	0.545	0.54	0.545	0.54	0.54 2@0.540	700@0.545	---	---	4,498	9	2,429.56	27,583.76	0.5	0.74	20103015
65,326,268	0.530	---	---	---	04/07/2007	19/07/2006	4750	SATO SA (CR)	0.034	---	0.034	01/04/2022	---	---	---	---	10000@0.030	3200@0.035	---	---	---	---	---	2,221.09	0.027	0.08	40202015	
13,191,620	0.620	---	---	---	04/08/2010	09/09/2002	5232	YALCO - CONSTANTINOU (CR)	0.32	---	0.32	01/04/2022	0.33	0.33	0.33	0.33	500@0.260	479@0.330	---	---	500	4	165.00	4,221.32	0.1	0.33	40202020	
13,000,000	1.00	---	---	---	01/08/2007	07/04/2000	5093	AKRITAS SA (CR)	0.5	---	0.5	01/04/2022	0.4	0.4	0.4	0.4	690@0.400	161@0.595	---	---	10	1	4.00	6,500.00	0.4	0.67	50101035	
221,519,681	0.300	---	---	---	02/07/2008	28/02/2011	4957	ANEK LINES SA (CR)	0.075	---	0.075	01/04/2022	0.0725	0.0725	0.0725	0.0725	0.073 42@0.073	700@0.075	---	---	1,458	4	105.71	16,957.18	0.071	0.0985	40501015	
312,163	0.300	---	---	---	02/07/2008	28/02/2011	4959	ANEK LINES SA (PR, issue '90)	0.072	---	0.072	01/04/2022	---	---	---	---	---	5@0.058	---	---	---	---	---	---	16,957.18	0.072	0.072	40501015
2,969,713	0.300	---	---	---	02/07/2008	28/02/2011	4958	ANEK LINES SA (PR, issue '96)	0.108	---	0.108	01/04/2022	---	---	---	---	---	159@0.087	---	---	---	---	---	---	16,957.18	0.0865	0.108	40501015
6,330,002	0.300	---	---	---	25/06/2002	15/03/2019	5162	VARVARESSOS (CR)	0.36	---	0.36	01/04/2022	---	---	---	---	---	1495@0.360	---	2020	---	---	---	---	2,278.80	0.24	0.464	55101020
17,579,754	4.16	---	---	---	18/08/2006	02/08/2010	---	BIOTER SA (CR)	0.418	---	0.418	01/04/2022	---	---	---	---	1000@0.384	5001@0.418	---	---	---	---	---	---	7,348.34	0.35	0.59	50101010
4,968,600	2.88	---	---	---	01/07/1998	14/12/1998	5245	VIS SA (CR)	0.945	---	0.945	01/04/2022	---	---	---	---	400@0.805	---	---	2020	---	---	---	---	4,695.33	0.8	1	50203030
3,961,300	1.28	---	---	---	29/06/2004	03/08/2000	5248	DUROS SA (CR)	0.338	---	0.338	01/04/2022	---	---	---	---	1000@0.280	2466@0.338	---	2020	---	---	---	---	1,338.92	0.272	0.398	40204020
51,754,364	0.300	---	---	---	23/12/2003	24/01/2007	5197	SELECTED TEXT. IND. ASSOC (CR)	0.2	-17.35	€	0.242	01/04/2022	0.2	0.2	0.2	0.2	655@0.202	2101@0.210	---	---	16,099	9	3,219.80	10,350.87	0.2	0.282	55101020
152,261,721	0.300	---	---	---	30/05/2013	14/11/2007	5246	INTRALOT (CR)	0.59	11.32	P	0.53	01/04/2022	0.55	0.55	0.59	0.59	0.58210300@0.585	500@0.595	---	---	440,454	160	256,421.59	89,834.42	0.462	0.755	40501020
7,125,216	0.650	---	---	---	01/07/2005	14/12/1999	4955	KRE.KA SA (CR)	0.184	---	0.184	01/04/2022	---	---	---	---	---	1976@0.179	---	2020	---	---	---	---	1,311.04	0.136	0.194	45102010
7,734,375	1.00	---	---	---	09/07/2007	07/01/2011	5112	LIVANIS SA (CR)	0.185	---	0.185	01/04/2022	---	---	---	---	---	---	---	---	---	---	---	---	1,430.86	0.136	0.2	40301030
15,842,391	1.51	---	---	---	15/07/2009	12/05/2000	5141	BITROS HOLDING SA (CR)	0.68	---	0.68	01/04/2022	---	---	---	---	600@0.545	650@0.730	---	---	---	---	---	---	10,772.83	0.535	0.75	55102010
24,319,250	0.300	---	---	---	09/07/2002	04/07/2007	5165	PROODEFTIKH SA (CR)	0.34	-5.56	€	0.36	01/04/2022	0.34	0.34	0.34	0.34	4481@0.340	10@0.360	---	---	5,619	15	1,910.46	8,268.55	0.29	0.41	50101010
28,438,268	0.300	---	---	---	21/08/2006	24/11/1999	5253	SPIROY AGRICULTURE SA (CR)	0.22	---	0.22	01/04/2022	---	---	---	---	1250@0.200	5204@0.250	---	---	---	---	---	---	6,256.42	0.179	0.256	45102010
766,000	1.00	---	---	---	01/07/2004	11/12/2012	5193	TRIA ALFA SA (CR)	9.7	---	9.7	01/04/2022	---	---	---	---	---	100@10.80	---	2020	---	---	---	---	8,434.70	8.8	9.9	55101020
245,000	1.00	---	---	---	19/07/2010	11/12/2012	5194	TRIA ALFA SA (PR)	4.1	-5.09	€	4.32	01/04/2022	4.32	3.64	4.32	4.1	4.019 65@3.64	92@5.10	---	2020	665	15	2,672.50	8,434.70	2.5	4.32	55101020

Number of Outstanding Securities	Nominal Value	Dividends [1]			Date of Last Coupon		Note	Shares	Closing price	% change	Previous closing price/date	Open price	Price min	Price max	Last price	Avg price	Last Bid [7]	Last Ask [7]	P/E after tax	Year	Volume	Trades	Transactions Value[8]	Company Mkt Value (thou. €)	Year low	Year high	Sector[4]
		2019	2020	2021	Dividend [2]	Right																					
5,867,311	0.300	--	--	--	11/08/2010	28/04/2017	5243	DIONIC (CR)	0.11	-- ↘	0.11	30/06/2020	--	--	--	--	--	--	--	--	--	--	--	645.40	0.11	0.11	50205010
66,948,210	0.300	--	--	--	22/09/2015	22/09/2015	5179	FOLLI FOLLIE (CR)	4.8	-- ↘	4.8	24/05/2018	--	--	--	--	--	--	--	--	--	--	--	321,351.41	4.8	4.8	40401030
12,417,000	0.310	--	--	--	27/08/2019	28/08/2017	5233	MLS MULTIMEDIA SA (CR)	0.57	-- ↘	0.57	12/05/2020	--	--	--	--	--	--	--	--	--	--	--	7,077.69	0.57	0.57	10101015
33,301,715	0.320	--	--	--	27/06/2003	08/07/2009	5241	AEGEK (CR)	0.035	-- ↘	0.035	25/06/2020	--	--	--	--	--	--	--	--	--	--	--	1,165.56	0.035	0.035	50101010
4,737,503	0.320	--	--	--	22/06/2005	22/09/2015	5115	VARANGIS AVEPE S.A. (CR)	0.11	-- ↘	0.11	02/03/2022	--	--	--	--	--	--	--	--	--	--	--	521.13	0.11	0.11	40202015
77,126,446	0.340	--	--	--	23/05/2005	18/08/2011	5206	G.E. DIMITRIOU (CR)	0.0125	-- ↘	0.0125	30/04/2019	--	--	--	--	--	--	--	--	--	--	--	964.08	0.0125	0.0125	40202020
7,085,888	1.59	--	--	--	02/07/1996	06/09/2010	5216	ELVIEK (CR)	2.6	-- ↘	2.6	30/09/2019	--	--	--	--	--	--	--	--	--	--	--	18,423.31	2.6	2.6	35101010
25,179,640	0.600	--	--	--	08/08/1994	19/09/2000	5191	J.BOUTARIS & SON (CR)	0.026	-- ↘	0.026	01/10/2018	--	--	--	--	--	--	--	--	--	--	--	742.45	0.026	0.026	45101015
1,540,000	0.600	--	--	--	08/08/1994	19/09/2000	5192	J.BOUTARIS & SON (PR)	0.057	-- ↘	0.057	01/10/2018	--	--	--	--	--	--	--	--	--	--	--	742.45	0.057	0.057	45101015

Suspension Status

Shares' Notes

Code	Note text
()	- Adjusted dividends.
*	- Last adjusted closing price.
[1]	- Net dividends.
[2]	- The "Date of Last Coupon" for New listings refers to the date company's stocks started to trade in Athex
[3]	- The Company Market Value is referred to the number of outstanding shares
[4]	- Sectors codification can be found in Appendix A
[5]	- The Market Value refers to the total number of shares listed (including their several classes) in the exchange by the company.
[6]	- P/E greater than 100
[7]	- Last view of the Order Book before the end of the trading session
[8]	- All Blocks Methods' Transactions Value are included.
4750	- Transfer to the Under Surveillance Category from 8/4/2011.
4912	- Transfer to the Surveillance Category as of 31/7/2012.
4955	- Transfer to the Surveillance Category as from 5/4/2013.
4957	- Transfer to the Surveillance Category as from 5/4/2013.
4958	- Transfer to the Surveillance Category as from 5/4/2013.
4959	- Transfer to the Surveillance Category as from 5/4/2013.
5093	- Transfer to the Surveillance Category as of 8/4/2015.
5112	- Transfer to the Surveillance Category as of 15/04/2016.
5115	- Transfer to the Surveillance Category as of 15/04/2016.
5141	- Transfer to the Surveillance Category as of 10/05/2017.
5160	- Transfer to the Surveillance Category as of 15/04/2016.
5162	- Transfer to the Under Supervision Category as of 21/12/2009.
5165	- Transfer to the Surveillance Category as of 15/02/2018.
5179	- Suspension of trading as of 25/05/2018.
5191	- Suspension of trading as of 02/10/2018.
5192	- Suspension of trading as of 02/10/2018.
5193	- Transfer to the Surveillance Category as of 25/10/2018.
5194	- Transfer to the Surveillance Category as of 25/10/2018.
5197	- Transfer to the Surveillance Category as of 07/11/2018.
5206	- Suspension of trading as of 02/05/2019.
5216	- Suspension of trading as of 01/10/2019.
5232	- Transfer to the Under Surveillance Category from 08/04/2011.
5233	- Suspension of trading as of 13/05/2020.
5241	- Suspension of trading as of 26/06/2020.
5243	- Suspension of trading as of 01/07/2020.
5245	- Transfer to the Surveillance Category as of 09/07/2020.
5246	- Transfer to the Surveillance Category as of 09/07/2020.
5248	- Transfer to the Surveillance Category as of 06/09/20116.
5253	- Transfer to the Surveillance Category as of 14/5/2021.

Securities Blocks Details

Securities	Block Volume	Price	Block Trade Value	Time of approval	Note
JUMBO SA (CR)	25,000	13.67	341,750.00	11:10:22	20
MOTOR OIL (CR)	31,675	14.31	453,269.25	12:01:20	20
PPC (CR)	50,000	7.60	380,000.00	12:28:05	20
P.P.A. S.A. (CR)	9	16.96	152.64	12:47:19	18
LAMDA DEVELOPMENT SA (CR)	50,000	6.45	322,500.00	13:12:32	20
JUMBO SA (CR)	19,325	13.61	263,013.25	14:21:03	20
JUMBO SA (CR)	50,000	13.63	681,500.00	14:45:21	20
LAMDA DEVELOPMENT SA (CR)	32,000	6.30	201,600.00	17:18:59	20

Blocks Notes

- 9 - Method 6-1 / Special Fees
- 10 - Method 6-1 / Special Fees, SDS
- 14 - Method 6-3 / Settlement, Incomplete Buy and Sell
- 18 - Method 6-2 / SPOT 1
- 19 - Method 6-2 / SPOT 2
- 20 - Method 6-1 and Method 6-1 Same Day Settlement
- 21 - Other Pre-agreed

Shares Rights Details

Occured date	Exercise from	Exercise until	Trading until	Rights	Price min	Price max	Closing price	Last Bid	Last Ask	Volume	Trades	Transactions Value
--------------	---------------	----------------	---------------	--------	-----------	-----------	---------------	----------	----------	--------	--------	--------------------

No Rights Transactions.

Forced Sales Details

Securities	Category of Security	Transactions Volume	Number of Trades	Transactions Value	Note
------------	----------------------	------------------------	---------------------	-----------------------	------

No Forced Transactions.

Forced Sales Notes

- 1 - Compulsory Public Forced Sales
- 2 - Forced Sales of Fixed Registered Shares
- 3 - Forced Sales of Remaining Fractional Shares

Exchange Traded Funds (ETFs) Characteristics

	Transactions Date (T)	Creation / Redemption	Units (T-1)	New Units (T-1)	Redemption Units (T-1)	Units (T) [1]	Fund Assets [2]	Net Unit Price	Dividend per Unit	Dividend Date
ALPHA ETF FTSE Athex Large Cap	04/04/2022	5,000	882,175	---	---	882,175	19,171,880.00	21.7325	0.71	01/07/2021

ETFs Notes

[1] - Units (T) = Units (T-1) + New Units (T-1) - Redemption Units (T-1)

[2] - The Creation / Redemption Units of T-1 are included.

Non Convertible Corporate Bonds - Regulated Market

Num Listed Bonds	Nominal price	Issue price	Today's Rate	Exp. Date	Duration (years)	Note	Coupon		Trading Unit	Corporate Bonds	Accrued Int.	Yield.T.Mat	Price min	Price max	Closing price	Previous closing price/date	Volume	Transactions Value	Last order		ear min	Year max		
							Common	Preferred											Price	Buy / Sell			Date	
120,000	1,000.00	1,000.00	3.95	04/04/2025	7	---	9	---	1	GEK TERNA S.A. (Non Convertible)	0.2194	3.2610	100.0500	100.5000	100.4591	100.5000	01/04/2022	22,000	22,105.83	100.0500	B	34/04/2022	99.3357	103.2000
320,000	1,000.00	1,000.00	3.40	21/07/2027	7	---	4	---	1	LAMDA DEVELOPMENT S.A. (Non Convertible)	7.0833	3.3570	98.5100	99.9401	99.2963	99.9450	01/04/2022	230,000	228,495.27	98.0000	B	34/04/2022	93.0000	102.0000
200,000	1,000.00	1,000.00	2.10	27/10/2027	7	---	3	---	1	O.P.A.P. S.A. (Non Convertible)	9.3917	2.0640	99.5500	100.0000	99.8622	99.6020	01/04/2022	30,000	30,184.35	99.5000	B	34/04/2022	96.0000	101.7500
250,000	1,000.00	1,000.00	2.45	16/11/2028	7	---	1	---	1	ELVALHALCOR S.A. (Non Convertible)	9.5958	3.1650	95.5000	97.0000	95.8750	94.9670	01/04/2022	4,000	3,873.38	94.5700	B	34/04/2022	90.5001	100.2900
120,000	1,000.00	1,000.00	2.65	06/12/2028	7	---	1	---	1	NOVAL PROPERTY REIC (Non Convertible)	8.9069	3.3500	---	---	---	95.9740	30/03/2022	---	---	91.5140	B	34/04/2022	91.5106	100.0000
300,000	1,000.00	1,000.00	2.30	14/12/2028	7	---	1	---	1	GEK TERNA S.A. (Non Convertible)	7.2194	3.9120	91.2000	91.2000	91.2000	90.9990	01/04/2022	3,000	2,757.66	91.0000	B	34/04/2022	89.3899	100.0000
100,000	1,000.00	1,000.00	2.95	11/02/2027	5	---	1	---	1	SAFE BULKERS PARTICIPATIONS PLC (Non Convertible)	4.4250	4.1550	94.5000	95.0000	94.9998	94.2120	01/04/2022	9,000	8,569.83	94.3006	B	34/04/2022	94.2117	99.9990
500,000	1,000.00	1,000.00	2.75	03/07/2027	7	---	4	---	1	GEK TERNA S.A. (Non Convertible)	7.1042	4.1280	93.0000	93.1500	93.1071	92.8540	01/04/2022	43,000	40,308.58	93.0000	B	34/04/2022	90.5000	99.0000
150,000	1,000.00	1,000.00	2.60	22/10/2026	7	---	5	---	1	TERNA ENERGY FINANCE S.A. (Non Convertible)	11.9889	2.8570	98.2000	98.2000	98.2000	97.3100	31/03/2022	1,000	993.99	97.8000	B	34/04/2022	92.9810	99.9900
175,000	1,000.00	1,000.00	3.40	26/07/2024	5	---	6	---	1	ATTICA HOLDINGS S.A. (Non Convertible)	6.6111	4.4030	97.0000	97.0000	97.0000	97.0180	01/04/2022	28,000	27,345.11	96.5100	B	34/04/2022	94.5217	99.4500
90,000	1,000.00	1,000.00	3.00	11/05/2023	5	---	8	---	1	CORAL A.E. (Non Convertible)	12.1667	2.3500	100.2000	100.6000	100.4040	100.0000	01/04/2022	50,000	50,810.33	100.2000	B	34/04/2022	99.8036	102.0000
20,148	1,000.00	1,000.00	4.95	26/06/2023	5	---	8	---	1	B&F COMM. & GARM. INDUS. S.A. (Non Convertible)	13.7500	4.1610	100.0000	100.0000	100.0000	100.0360	01/04/2022	10,000	10,137.50	100.1000	B	34/04/2022	99.0000	101.0000
200,000	1,000.00	1,000.00	1.90	23/03/2028	7	---	3	---	1	MOTOR OIL CORINTH REFINERIES SA (Non Convertible)	0.7389	2.5160	96.5010	97.0000	96.5010	96.5030	01/04/2022	11,000	10,648.22	96.5010	B	34/04/2022	94.5000	99.2000
100,000	1,000.00	1,000.00	2.70	25/05/2026	5	---	2	---	1	COSTAMARE PARTICIPATIONS PLC (Non Convertible)	9.9000	2.7680	99.4000	99.5000	99.5000	99.6670	01/04/2022	7,000	7,032.30	99.0000	B	34/04/2022	95.3065	102.0000
300,000	1,000.00	1,000.00	2.30	20/07/2028	7	---	2	---	1	PRODEA REIC S.A.(Non Convertible)	4.8556	3.6700	91.5000	92.6000	92.6000	91.4850	01/04/2022	4,000	3,701.42	91.5010	B	34/04/2022	89.3428	98.1000
150,000	1,000.00	1,000.00	2.65	22/10/2026	5	---	1	---	1	CPLP SHIPPING HOLDINGS PLC (Non Convertible)	12.2194	2.7630	---	---	---	99.4000	31/03/2022	---	---	97.0000	B	34/04/2022	94.2138	100.0000
100,000	1,000.00	1,000.00	2.80	25/01/2027	5	---	1	---	1	PREMIA S.A. (Non Convertible)	5.5222	4.1940	94.2600	94.2600	94.2600	96.6310	31/03/2022	5,000	4,740.61	93.5000	B	34/04/2022	92.2001	99.5000
200,000	1,000.00	1,000.00	3.60	12/03/2026	7	---	7	---	1	AEGEAN AIRLINES S.A. (Non Convertible)	2.3000	3.5720	97.8000	98.7500	98.7000	98.0000	01/04/2022	17,000	16,732.10	98.0000	B	34/04/2022	95.8165	101.3000

Corporate Bonds Notes

Transactions Volume = (Pieces) * (Nominal Price). Transactions Value = (Pieces) * (Nominal Price) * (price %) + (Accrued interest).

The price of a Bond is stated as a percentage (%) of Bond's Nominal Price.

Nominal Price in Euros (€), except if it is noted differently.

Government Bonds

Number Listed Bonds	Nominal price	Today's Rate	Accrued Interest Calc	Exp. Date [1]	Duration (years)	Note	Coupons Date	Curr. coupon value	Trading Unit	Government Bonds	Price min	Price max	Closing price	Previous closing price/date	Volume	Transactions Value	Price	Last order Buy / Sell	Date
3,000,000	1,000.00	4.38	Actual/Actual	01/08/2022	5	---	01/08	4.38	1	GGB-FXD-010822-05Y-4.375-1.000	---	---	---	---	---	---	1.0000	B	28/11/2018
4,500,000	1,000.00	1.88	Actual/Actual	04/02/2035	15	---	04/02	1.88	1	GGB-FXD-040235-15Y-1.875-1.000	---	---	---	---	---	---	---	---	---
2,500,000	1,000.00	3.45	Actual/Actual	02/04/2024	5	---	02/04	3.45	1	GGB-FXD-020424-05Y-3.450-1.000	---	---	---	---	---	---	---	---	---
6,000,000	1,000.00	0.75	Actual/Actual	18/06/2031	10	---	18/06	0.75	1	GGB-FXD-180631-10Y-0.750-1.000	---	---	---	---	---	---	---	---	---
4,355,990,324	1.00	3.50	Actual/Actual	30/01/2023	5	---	01/02 - 31/01	3.50	1	GGB-FXD-300123-05Y-3.500-1.000	---	---	---	94.5720 13/07/2018	---	---	1.0000	B	28/11/2018
5,962,747,327	1.00	3.75	Actual/Actual	30/01/2028	10	---	/02 - 01/02 - 31/	3.75	1	GGB-FXD-300128-10Y-3.750-1.000	---	---	---	85.4610 13/07/2018	---	---	1.0000	B	28/11/2018
6,567,309,386	1.00	3.90	Actual/Actual	30/01/2033	15	---	/02 - 01/02 - 31/	3.90	1	GGB-FXD-300133-15Y-3.900-1.000	---	---	---	78.6730 13/07/2018	---	---	1.0000	B	28/11/2018
5,222,848,349	1.00	4.00	Actual/Actual	30/01/2037	19	---	/02 - 01/02 - 31/	4.00	1	GGB-FXD-300137-19Y-4.000-1.000	---	---	---	77.0370 13/07/2018	---	---	1.0000	B	28/11/2018
5,126,770,669	1.00	4.20	Actual/Actual	30/01/2042	24	---	/02 - 01/02 - 31/	4.20	1	GGB-FXD-300142-24Y-4.200-1.000	---	---	---	77.7640 13/07/2018	---	---	1.0000	B	28/11/2018
119,550,565	1.00	4.30	Actual/Actual	24/02/2023	11	---	24/02	4.30	1	GGB-FXD-240223-11Y-2.000-1.000	---	---	---	10.0000 22/06/2015	---	---	10.0000	B	11/07/2019
48,794,718	1.00	4.30	Actual/Actual	24/02/2024	12	---	24/02	4.30	1	GGB-FXD-240224-12Y-2.000-1.000	---	---	---	10.0000 22/06/2015	---	---	---	---	---
40,248,141	1.00	4.30	Actual/Actual	24/02/2025	13	---	24/02	4.30	1	GGB-FXD-240225-13Y-2.000-1.000	---	---	---	10.0000 22/06/2015	---	---	---	---	---
59,586,043	1.00	4.30	Actual/Actual	24/02/2026	14	---	24/02	4.30	1	GGB-FXD-240226-14Y-2.000-1.000	---	---	---	10.0000 22/06/2015	---	---	---	---	---
41,118,344	1.00	4.30	Actual/Actual	24/02/2027	15	---	24/02	4.30	1	GGB-FXD-240227-15Y-2.000-1.000	---	---	---	10.0000 22/06/2015	---	---	---	---	---
45,137,734	1.00	4.30	Actual/Actual	24/02/2028	16	---	24/02	4.30	1	GGB-FXD-240228-16Y-2.000-1.000	---	---	---	10.0000 22/06/2015	---	---	---	---	---
61,768,888	1.00	4.30	Actual/Actual	24/02/2029	17	---	24/02	4.30	1	GGB-FXD-240229-17Y-2.000-1.000	---	---	---	10.0000 22/06/2015	---	---	---	---	---
54,567,744	1.00	4.30	Actual/Actual	24/02/2030	18	---	24/02	4.30	1	GGB-FXD-240230-18Y-2.000-1.000	---	---	---	10.0000 22/06/2015	---	---	---	---	---
37,541,515	1.00	4.30	Actual/Actual	24/02/2031	19	---	24/02	4.30	1	GGB-FXD-240231-19Y-2.000-1.000	---	---	---	10.0000 22/06/2015	---	---	---	---	---
37,558,317	1.00	4.30	Actual/Actual	24/02/2032	20	---	24/02	4.30	1	GGB-FXD-240232-20Y-2.000-1.000	---	---	---	10.0000 22/06/2015	---	---	---	---	---
37,473,732	1.00	4.30	Actual/Actual	24/02/2033	21	---	24/02	4.30	1	GGB-FXD-240233-21Y-2.000-1.000	---	---	---	10.0000 22/06/2015	---	---	---	---	---
33,888,293	1.00	4.30	Actual/Actual	24/02/2034	22	---	24/02	4.30	1	GGB-FXD-240234-22Y-2.000-1.000	---	---	---	10.0000 22/06/2015	---	---	---	---	---
35,177,800	1.00	4.30	Actual/Actual	24/02/2035	23	---	24/02	4.30	1	GGB-FXD-240235-23Y-2.000-1.000	---	---	---	10.0000 22/06/2015	---	---	---	---	---
35,547,268	1.00	4.30	Actual/Actual	24/02/2036	24	---	24/02	4.30	1	GGB-FXD-240236-24Y-2.000-1.000	---	---	---	10.0000 22/06/2015	---	---	---	---	---
40,246,306	1.00	4.30	Actual/Actual	24/02/2037	25	---	24/02	4.30	1	GGB-FXD-240237-25Y-2.000-1.000	---	---	---	10.0000 22/06/2015	---	---	---	---	---
37,643,952	1.00	4.30	Actual/Actual	24/02/2038	26	---	24/02	4.30	1	GGB-FXD-240238-26Y-2.000-1.000	---	---	---	10.0000 22/06/2015	---	---	---	---	---
36,977,100	1.00	4.30	Actual/Actual	24/02/2039	27	---	24/02	4.30	1	GGB-FXD-240239-27Y-2.000-1.000	---	---	---	10.0000 22/06/2015	---	---	---	---	---
41,615,000	1.00	4.30	Actual/Actual	24/02/2040	28	---	24/02	4.30	1	GGB-FXD-240240-28Y-2.000-1.000	---	---	---	10.0000 22/06/2015	---	---	---	---	---
42,227,208	1.00	4.30	Actual/Actual	24/02/2041	29	---	24/02	4.30	1	GGB-FXD-240241-29Y-2.000-1.000	---	---	---	10.0000 22/06/2015	---	---	---	---	---
68,288,487	1.00	4.30	Actual/Actual	24/02/2042	30	---	24/02	4.30	1	GGB-FXD-240242-30Y-2.000-1.000	---	---	---	10.0000 22/06/2015	---	---	---	---	---
4,000,000	1,000.00	3.88	Actual/Actual	12/03/2029	10	---	12/03	3.88	1	GGB-FXD-120329-10Y-3.875-1.000	---	---	---	---	---	---	100.0000	B	15/10/2019
4,500,000	1,000.00	0.00	Actual/Actual	12/02/2026	5	---	12/02	0.00	1	GGB-FXD-120226-05Y-0.000-1.000	---	---	---	---	---	---	---	---	---
3,000,000	1,000.00	3.38	Actual/Actual	15/02/2025	7	---	15/02	3.38	1	GGB-FXD-150225-07Y-3.375-1.000	---	---	---	---	---	---	---	---	---
250,250	1,000.00	2.90	Actual/Actual	20/03/2023	4	---	20/03	2.90	1	GGB-FXD-200323-04Y-2.900-1.000	---	---	---	---	---	---	---	---	---
964,000	1,000.00	3.25	Actual/Actual	20/03/2025	6	---	20/03	3.25	1	GGB-FXD-200325-06Y-3.250-1.000	---	---	---	---	---	---	---	---	---

Government Bonds Notes

Transactions Volume = (Pieces) * (Nominal Price). Transactions Value = (Pieces) * (Nominal Price) * (price %) + (Accrued interest).

The Value of current coupon for the issues with NV 0.01 euro refers to NV 100 euros

FLR: Floating Interest Rate.

[1] - The Expiration Date of the interest bearing period and the Date for coupon payment.

Government Bonds

Number Listed Bonds	Nominal price	Today's Rate	Accrued Interest Calc	Exp. Date [1]	Duration (years)	Note	Coupons Date	Curr. coupon value	Trading Unit	Government Bonds	Price min	Price max	Closing price	Previous closing price/date	Volume	Transactions Value	Price	Last order Buy / Sell	Date
2,100,000	1,000.00	3.55	Actual/Actual	20/03/2026	7	---	20/03	3.55	1	GGB-FXD-200326-07Y-3.550-1.000	---	---	---	---	---	---	---	---	---
40,000	1,000.00	0.22	FLR Actual/360	16/09/2022	1	---	16/03 - 16/09	---	1	GGB-FLT-160922-01Y-0.108-1.000	---	---	---	---	---	---	---	---	---
5,500,000	1,000.00	1.50	Actual/Actual	18/06/2030	10	---	18/06	1.50	1	GGB-FXD-180630-10Y-1.500-1.000	---	---	---	---	---	---	---	---	---
5,364,250	1,000.00	3.25	Actual/Actual	20/03/2050	30	---	20/03	3.25	1	GGB-FXD-200350-30Y-3.250-1.000	---	---	---	---	---	---	---	---	---
2,424,361	1,000.00	2.00	Actual/Actual	22/04/2027	7	---	22/04	2.00	1	GGB-FXD-220427-07Y-2.000-1.000	---	---	---	---	---	---	99.9000	B	22/04/2020
2,500,000	1,000.00	1.88	Actual/Actual	23/07/2026	7	---	23/07	1.88	1	GGB-FXD-230726-07Y-1.875-1.000	---	---	---	---	---	---	---	---	---
3,500,000	1,000.00	1.88	Actual/Actual	24/01/2052	30	---	24/01	1.88	1	GGB-FXD-240152-30Y-1.875-1.000	---	---	---	---	---	---	---	---	---
3,000,000	1,000.00	1.75	Actual/Actual	18/06/2032	10	---	18/06	1.75	1	GGB-FXD-180632-10Y-1.750-1.000	---	---	---	---	---	---	---	---	---

Government Bonds Notes

Transactions Volume = (Pieces) * (Nominal Price). Transactions Value = (Pieces) * (Nominal Price) * (price %) + (Accrued interest).

The Value of current coupon for the issues with NV 0.01 euro refers to NV 100 euros

FLR: Floating Interest Rate.

[1] - The Expiration Date of the interest bearing period and the Date for coupon payment.

Treasury Bills & Zero Coupon Government Bonds

Issue Date	13-Week Maturity									26-Week Maturity									52-Week Maturity								
	Exp. Date	Initial Rate	Num Listed Bonds	Nominal price	Issue price	Last Trade Price	Last Trade Date	Volume Traded	Note	Exp. Date	Initial Rate	Num Listed Bonds	Nominal price	Issue price	Last Trade Price	Last Trade Date	Volume Traded	Note	Exp. Date	Initial Rate	Num Listed Bonds	Nominal price	Issue price	Last Trade Price	Last Trade Date	Volume Traded	Note
11/06/2021	---	---	---	---	---	---	---	---	---	---	---	---	---	---	---	---	---	---	10/06/2022	-0.31	1,600,000	1,000.00	1,003.10	---	---	---	---
10/09/2021	---	---	---	---	---	---	---	---	---	---	---	---	---	---	---	---	---	---	09/09/2022	-0.31	1,000,000	1,000.00	1,003.14	---	---	---	---
10/12/2021	---	---	---	---	---	---	---	---	---	---	---	---	---	---	---	---	---	---	09/12/2022	-0.40	600,000	1,000.00	1,004.06	---	---	---	---

Bonds in Circulation	Currency / Min nominal traded Value	Coupons Payment Date	Current Coupon Value	Note	Coupon	Trading Unit	Issue Date	Duration (years)	Today's Interest	A.I.C in days	Bonds	Last price of previous days		Last Outcry in Cash (euro)		Trades in Pieces	Life min	Life Max	
												Price	Buy / Sell	Price	Buy / Sell				
Corporate Bonds in Foreign Currency and Euro																			
103,746	GBP / 10	01/12	0.25	---	63	1	01/12/1930	98	2.5	360	National Mortgage Bank	2.27	05/02/1996	2.27	S	05/02/1996	---	2.27	2.27
0	GBP / 10	01/12	0.25	---	65	1	01/12/1928	100	2.5	360	National Mortgage Bank	---	---	---	---	---	---	---	---

Government Bonds Notes

A.I.C: Accrued Interest Calculation base.

FLR: Floating Interest Rate.

The minimum tradeable Nominal Value for all Demeterialised Government Titles is 100 Euros.

(μτφρ-0)

Athex & ATHEXClear Members List

Member Name				Stock Market			Derivatives Market		ATHEXClear Member	
	Address	Phone	Fax	Market Member	Remote Member	Market Maker	Proprietary	Market Maker	General Clearing	Direct Clearing
A. SARRIS SECURITIES S.A.				a						
6, ΔΡΑΓΑΤΣΑΝΙΟΥ 6 ΑΘΗΝΑ	2103367700									
AEONIC SECURITIES C.I.F. P.L.C.				a	a					
, ΛΑΪΟΥ 6, ΓΡ. 301B, ANNA COURT	35725337600									
ALPHA BANK S.A.									a	
, ΣΤΑΔΙΟΥ 40 ΑΘΗΝΑ	2103260000									
ALPHA FINANCE INVESTMENT SERVICES SINGLE MEMBER SA				a		a	a	a		a
5, ΜΕΡΛΙΝ 5 ΑΘΗΝΑ	2103677400									
ARGUS STOCKBROKERS LTD				a	a		a			
25, 25 ΛΕΩΦΟΡΟΣ ΔΗΜΟΣΘΕΝΗ ΣΕΒΕΡΗ	0035722717000									
ATLANTIC SECURITIES LTD				a	a					
37, ΠΡΟΔΡΟΜΟΥ 37	0035722445400									
AXON SECURITIES S.A.				a			a			
48, ΣΤΑΔΙΟΥ 48 ΑΘΗΝΑ	2103363800									
BETA SECURITIES S.A.				a		a	a			a
29, Α.ΑΛΕΞΑΝΔΡΑΣ 29 ΑΘΗΝΑ	2106478930									
BNP PARIBAS SECURITIES SERVICES									a	
2, ΛΑΜΨΑΚΟΥ 2 ΑΘΗΝΑ	2107468500									
BOFA SECURITIES EUROPE SA				a	a					
, 112 AVENUE KL'BER 75116	+33 153655555									
CAPITAL SECURITIES S.A.				a			a			
58, ΜΗΤΡΟΠΟΛΕΩΣ 58 ΑΘΗΝΑ	2103369700									
CFS SECURITIES INVESTMENT SERVICES S.A.				a						
3, ΠΑΠΑΡΡΗΓΟΠΟΥΛΟΥ 3 ΑΘΗΝΑ	2103360800									
CITIGROUP GLOBAL MARKETS EUROPE AG				a	a					
16, REUTERWEG 16 FRANKFURT	+49 691366-0									
CITIGROUP GLOBAL MARKETS LIMITED				a						
1, 33 CANADA SQUARE - CANARY WHARF	+44 02079864000									
CREDIT SUISSE BANK (EUROPE), S.A.				a	a					
, CALLE AYALA 42, 3A PLANTA-B MADRID	+34917916000									
CREDIT SUISSE SECURITIES (EUROPE) LIMITED				a						
1, ONE CABOT SQUARE LONDON	+44 2078888888									
CYCLOS SECURITIES S.A.				a			a			
39, ΠΑΝΕΠΙΣΤΗΜΙΟΥ 39 ΑΘΗΝΑ	2103364300									
DEUTSCHE BANK S.A.					a					
1, GREAT WINCHESTER STREET LONDON	+44 20 754 54209	00441133361437								
EUROBANK EQUITIES INVESTMENT FIRM S.A				a		a	a	a		a
, ΦΙΛΕΛΗΝΩΝ 10 & ΞΕΝΟΦΩΝΤΟΣ 13 ΑΘΗΝΑ	2103720425									
EUROBANK S.A.									a	
, ΟΘΩΝΟΣ 8 ΑΘΗΝΑ	2103337000									
EUROCORP INVESTMENT SERVICES S.A.				a			a			a
14, ΠΛ.ΦΙΛΙΚΗΣ ΕΤΑΙΡΕΙΑΣ 14 ΑΘΗΝΑ	2107263600									
EUROTRUST INVESTMENT FIRM SA				a						
113, ΣΕΒΑΣΤΟΥΠΟΛΕΩΣ 113 ΑΘΗΝΑ	2103363100									
EUROXX SECURITIES S.A.				a		a	a	a		a
7, ΠΑΛΑΙΟΛΟΓΟΥ ΧΑΛΑΝΔΡΙ	(210)-6879400	(210)-6879401								
7, ΠΑΛΕΟΛΟΓΟΥ ΧΑΛΑΝΔΡΙ	+30 2106879400	210-6879401								
G. A. PERVANAS SECURITIES- INVESTMENT SERVICES S.A.				a						
7-9, ΣΟΦΟΚΛΕΟΥΣ 7-9 ΑΘΗΝΑ	2103727200									
GLOBAL CAPITAL SECURITIES & FINANCIAL SERVICES LTD				a	a					
50, ΛΑΡΧΙΕΠΙΣΚΟΠΟΥ ΜΑΚΑΡΙΟΥ Γ50	0035722710710									
HELLENIC AMERICAN SECURITIES S.A.				a		a	a			a
27, ΑΝΔΡΕΑ ΠΑΠΑΝΔΡΕΟΥ 27 ΜΑΡΟΥΣΙ	2103311100									
HELLENIC BANK (INVESTMENTS) LTD					a					
, ΑVE.ΚΥΡΙΑΚΟΥ ΜΑΤΣΙ 31 - ΡΟ BOX 24747 NICOSIA	+357 22500100	357 22500110								
HSBC CONTINENTAL EUROPE									a	
109-111, Α.ΜΕΣΟΓΕΙΩΝ 109-111	2106960000									
INDEX SECURITIES S.A.				a						
6, ΔΡΑΓΑΤΣΑΝΙΟΥ 6 ΑΘΗΝΑ	2103213920									
J. CHR. MAVRIKIS SECURITIES S.A.				a						
5, ΣΟΦΟΚΛΕΟΥΣ 5 ΑΘΗΝΑ	2103216730									
ΚΑΡΡΑ SECURITIES S.A.				a			a			
15, ΒΑΛΑΩΡΙΤΟΥ 15 ΑΘΗΝΑ	2103678600									

Athex & ATHEXClear Members List

Member Name				Stock Market			Derivatives Market		ATHEXClear Member	
	Address	Phone	Fax	Market Member	Remote Member	Market Maker	Proprietary	Market Maker	General Clearing	Direct Clearing
KARAMANOF SECURITIES & INVESTMENT SERVICES S.A.				a						
2, ΠΛΑΓ.ΘΕΟΔΩΡΩΝ 2 ATHINA	2103212947									
LAIKI FINANCIAL SERVICES LTD					a					
26, AVE. VYRONOS NICOSIA	357 22367367	357 22718567								
LEON DEPOLAS SECURITIES S.A.				a		a	a			
1, ΧΡΗΣΤΟΥ ΛΑΔΑ 1 ATHINA	2103213276 -28									
MEGA EQUITY SECURITIES & FINANCIAL SERVICES PUBLIC LTD				a	a		a			
42-44, ΛΕΩΦ.ΓΡΙΒΑ ΔΙΓΕΝΗ 42-44	0035722711711									
MERIT SECURITIES S.A				a		a	a			a
5, ΣΟΦΟΚΛΕΟΥΣ 5 ATHINA	2103671880									
MERRILL LYNCH INTERNATIONAL				a						
2, 2 KING EDWARD STREET LONDON	+44 20276281000									
N. CHRYSOCHOIDIS SECURITIES S.A.				a			a			a
7-9, ΣΟΦΟΚΛΕΟΥΣ 7-9 ATHINA	2103213913									
NATIONAL BANK OF GREECE S.A.				a			a		a	
86, ΑΙΟΛΟΥ STR. ATHINA	(210)-3341000	(210)-3228187								
68, ΑΚΑΔΙΜΙΑΣ STR. ATHINA	(210)-3328817	(210)-3328678								
NATIONAL SECURITIES SINGLE MEMBER SA				a		a	a	a		
66, ΛΕΩΦΟΡΟΣ ΑΘΗΝΩΝ 128-132 & ΙΦΙΓΕΝΙΑΣ ATHINA	2103328784									
NUNTIUS BROKERAGE AND INVESTMENT SERVICES S.A				a						
6, ΔΡΑΓΑΤΣΑΝΙΟΥ 6 ATHINA	2103350599									
ONE PLUS CAPITAL LIMITED				a	a					
, 75 PRODROMOU AVENUE NICOSIA 1307	35722873760									
OPTIMA BANK S.A.				a		a	a	a	a	
32, ΑΙΓΙΑΛΕΙΑΣ 32 & ΠΑΡΑΔΕΙΣΟΥ MAROUSI	2108173663									
PANTELAKIS SECURITIES S.A.				a		a	a	a		
57, ΕΘΝΙΚΗΣ ΑΝΤΙΣΤΑΣΕΩΣ 57, ΚΤΙΠΙΟ Β CHALANDRI	2106965000									
PEGASUS SECURITIES S.A				a			a			
17, ΒΑΛΑΩΡΙΤΟΥ 17 & ΑΜΕΡΙΚΗΣ ATHINA	2103670700									
PIRAEUS BANK S.A.				a			a		a	
, ΑΜΕΡΙΚΗΣ 4 ATHINA	2103335000									
PIRAEUS SECURITIES S. A.				a		a	a	a		a
10, ΣΤΑΔΙΟΥ 10 ATHINA	2103354100									
PROCHOICE SECURITIES LTD				a	a					
57, ΛΕΩΦ.ΣΠΥΡΟΥ ΚΥΠΡΙΑΝΟΥ 57, ΑΚΙΝΗΤΑ Φ	035724661192									
SHARELINK SECURITIES & FINANCIAL SERVICES LTD				a			a			
6, HOUSE-ΘΕΟΤΟΚΗ 6 ΜΕΓΑΡΟ ΕΛΛΗΝΑ	+357 22554200									
SOCIETE GENERALE S.A.				a	a		a			
, 17 COURS VALMY, CEDEX	+157290504									
SOLIDUS SECURITIES S.A				a			a			a
64, ΛΟΥΙΖΗΣ ΠΙΑΝΚΟΥΡ 64 ATHINA	2106900600									
ST. EM. LAVRENTAKIS SECURITIES S.A.				a			a			
7-9, ΣΟΦΟΚΛΕΟΥΣ 7-9 ATHINA	2103213336									
THE CYPRUS INVESTMENT & SECURITIES CORPORATION LTD				a	a					
154, ΛΕΩΦ. ΚΥΡΗΝΕΙΑΣ	0035722121700									
UBS EUROPE SE				a	a					
, OPERNTURM, BOCKENHEIMER LANDSTRASSE 2-4	496921790									
UBS LIMITED					a					
1, FINSBURY AVENUE LONDON	+44 2075687135									

List of Stocks under Market Making operations

Securities	Market Maker	Start Market Making	Stock Category	Suspension Status
MLS MULTIMEDIA SA (CR)	PIRAEUS SECURITIES S. A.	01/08/2019		
ALPHA ETF FTSE Athex Large Cap	ALPHA FINANCE INVESTMENT SERVICES SINGLE MEMBER SA	02/01/1900	Exchange Traded Funds (ETFs)	
	NATIONAL SECURITIES SINGLE MEMBER SA	02/01/1900		
ADMIE (IPTO) HOLDING S.A. (CR)	EUROBANK EQUITIES INVESTMENT FIRM S.A	24/05/2021	Main Market	
	HELLENIC AMERICAN SECURITIES S.A.	09/03/2020		
	PIRAEUS SECURITIES S. A.	29/06/2017		
AEGEAN AIRLINES (CR)	EUROBANK EQUITIES INVESTMENT FIRM S.A	22/09/2020	Main Market	
ALPHA SERVICES HOLD (CR)	ALPHA FINANCE INVESTMENT SERVICES SINGLE MEMBER SA	29/02/2016	Main Market	
	EUROBANK EQUITIES INVESTMENT FIRM S.A	22/10/2006		
	HELLENIC AMERICAN SECURITIES S.A.	25/07/2014		
	LEON DEPOLAS SECURITIES S.A.	04/01/2016		
	MERIT SECURITIES S.A	03/09/2012		
	NATIONAL SECURITIES SINGLE MEMBER SA	02/01/1900		
	PIRAEUS SECURITIES S. A.	28/05/2009		
ANDROMEDA SA (CR)	BETA SECURITIES S.A.	15/02/2021	Main Market	
AS COMPANY SA (CR)	EUROBANK EQUITIES INVESTMENT FIRM S.A	01/04/2019	Main Market	
ATTICA BANK S.A. (CR)	EUROXX SECURITIES S.A.	22/01/2016	Main Market	
AUTOHELLAS SA (CR)	ALPHA FINANCE INVESTMENT SERVICES SINGLE MEMBER SA	01/07/2019	Main Market	
	EUROXX SECURITIES S.A.	02/07/2018		
AVAX S.A. (CR)	EUROBANK EQUITIES INVESTMENT FIRM S.A	14/12/2015	Main Market	
	PIRAEUS SECURITIES S. A.	01/02/2021		
AVE (CR)	EUROXX SECURITIES S.A.	05/06/2020	Main Market	
BRIQ PROPERTIES (CR)	EUROBANK EQUITIES INVESTMENT FIRM S.A	09/09/2019	Main Market	
	LEON DEPOLAS SECURITIES S.A.	22/02/2021		
BYTE COMPUTER SA (CR)	MERIT SECURITIES S.A	04/08/2008	Main Market	
CC HBC AG (CR)	BETA SECURITIES S.A.	08/03/2021	Main Market	
	NATIONAL SECURITIES SINGLE MEMBER SA	02/01/1900		
	PIRAEUS SECURITIES S. A.	04/05/2015		
CENERGY HOLDINGS (CB)	ALPHA FINANCE INVESTMENT SERVICES SINGLE MEMBER SA	02/01/2016	Main Market	
	EUROBANK EQUITIES INVESTMENT FIRM S.A	02/01/2016		
	OPTIMA BANK S.A.	14/03/2022		
CNL CAPITAL (CR)	MERIT SECURITIES S.A	01/10/2018	Main Market	
EKTER SA (CR)	EUROBANK EQUITIES INVESTMENT FIRM S.A	16/10/2017	Main Market	
	LEON DEPOLAS SECURITIES S.A.	21/05/2018		
ELASTRON (CR)	LEON DEPOLAS SECURITIES S.A.	20/02/2017	Main Market	
ELLAKTOR (CR)	ALPHA FINANCE INVESTMENT SERVICES SINGLE MEMBER SA	18/03/2019	Main Market	
	EUROBANK EQUITIES INVESTMENT FIRM S.A	01/06/2012		
	EUROXX SECURITIES S.A.	24/09/2018		
	NATIONAL SECURITIES SINGLE MEMBER SA	02/01/1900		
	PIRAEUS SECURITIES S. A.	22/10/2018		
ELTON SA (CR)	BETA SECURITIES S.A.	03/09/2012	Main Market	
	LEON DEPOLAS SECURITIES S.A.	01/04/2019		
ELVALHALCOR (CR)	ALPHA FINANCE INVESTMENT SERVICES SINGLE MEMBER SA	07/05/2018	Main Market	
	EUROBANK EQUITIES INVESTMENT FIRM S.A	07/05/2018		
ELVE SA (CR)	LEON DEPOLAS SECURITIES S.A.	02/11/2020	Main Market	
ENTERSOFT (CR)	EUROBANK EQUITIES INVESTMENT FIRM S.A	22/06/2020	Main Market	

List of Stocks under Market Making operations

Securities	Stock Category
Market Maker	Start Market Making
EUROBANK HOLDINGS (CR)	Main Market
ALPHA FINANCE INVESTMENT SERVICES SINGLE MEMBER SA	09/01/2006
EUROBANK EQUITIES INVESTMENT FIRM S.A	01/06/2012
HELLENIC AMERICAN SECURITIES S.A.	25/07/2014
LEON DEPOLAS SECURITIES S.A.	30/11/2018
MERIT SECURITIES S.A	06/11/2017
NATIONAL SECURITIES SINGLE MEMBER SA	02/01/1900
PIRAEUS SECURITIES S. A.	28/09/2009
EYDAP S.A. (CR)	Main Market
ALPHA FINANCE INVESTMENT SERVICES SINGLE MEMBER SA	27/01/2020
EUROBANK EQUITIES INVESTMENT FIRM S.A	10/06/2019
FOURLIS (CR)	Main Market
EUROBANK EQUITIES INVESTMENT FIRM S.A	01/12/2016
PIRAEUS SECURITIES S. A.	06/03/2017
GEK TERNA (CR)	Main Market
BETA SECURITIES S.A.	08/03/2021
EUROBANK EQUITIES INVESTMENT FIRM S.A	24/05/2021
PIRAEUS SECURITIES S. A.	29/08/2019
GR. SARANTIS S.A. (CR)	Main Market
BETA SECURITIES S.A.	14/05/2012
EUROBANK EQUITIES INVESTMENT FIRM S.A	24/10/2016
HELLENIC EXCHANGES-A.S.E. (CR)	Main Market
HELLENIC AMERICAN SECURITIES S.A.	01/09/2014
NATIONAL SECURITIES SINGLE MEMBER SA	02/01/1900
PIRAEUS SECURITIES S. A.	04/05/2015
HELLENIC PETROLEUM (CR)	Main Market
HELLENIC AMERICAN SECURITIES S.A.	14/09/2015
PIRAEUS SECURITIES S. A.	20/03/2017
IDEAL HOLDINGS (CR)	Main Market
EUROBANK EQUITIES INVESTMENT FIRM S.A	07/06/2021
PIRAEUS SECURITIES S. A.	07/06/2021
IKTINOS HELLAS SA (CR)	Main Market
ALPHA FINANCE INVESTMENT SERVICES SINGLE MEMBER SA	01/04/2019
EUROBANK EQUITIES INVESTMENT FIRM S.A	25/02/2019
NATIONAL SECURITIES SINGLE MEMBER SA	02/01/1900
INFORM P. LYKOS (CR)	Main Market
BETA SECURITIES S.A.	31/01/2022
INTERCONTINENTAL (CR)	Main Market
LEON DEPOLAS SECURITIES S.A.	03/06/2019
INTERWOOD-XYLEMPORIA (CR)	Main Market
EUROBANK EQUITIES INVESTMENT FIRM S.A	05/07/2021
PANTELAKIS SECURITIES S.A.	01/07/2021
INTRAKAT (CR)	Main Market
BETA SECURITIES S.A.	04/10/2021
JUMBO SA (CR)	Main Market
BETA SECURITIES S.A.	01/02/2021
EUROBANK EQUITIES INVESTMENT FIRM S.A	25/05/2020
MERIT SECURITIES S.A	06/11/2017
PIRAEUS SECURITIES S. A.	06/03/2017
KARAMOLEGOS SA (CR)	Main Market
EUROXX SECURITIES S.A.	04/10/2019
KLOUKINAS - LAPPAS SA (CR)	Main Market
BETA SECURITIES S.A.	22/09/2014
KRI-KRI S.A. (CR)	Main Market
EUROBANK EQUITIES INVESTMENT FIRM S.A	07/05/2018
LEON DEPOLAS SECURITIES S.A.	16/01/2017
LAMDA DEVELOPMENT SA (CR)	Main Market
EUROBANK EQUITIES INVESTMENT FIRM S.A	08/12/2014
PANTELAKIS SECURITIES S.A.	06/11/2017
PIRAEUS SECURITIES S. A.	29/06/2017
LAMPSA HOTEL SA (CR)	Main Market
LEON DEPOLAS SECURITIES S.A.	16/01/2017
MARFIN INVESTMENT GROUP (CR)	Main Market
EUROBANK EQUITIES INVESTMENT FIRM S.A	23/03/2015
PIRAEUS SECURITIES S. A.	02/02/2009

List of Stocks under Market Making operations

Securities	Stock Category
Market Maker	Start Market Making
MOTOR OIL (CR)	Main Market
BETA SECURITIES S.A.	08/03/2021
EUROBANK EQUITIES INVESTMENT FIRM S.A	22/10/2006
LEON DEPOLAS SECURITIES S.A.	01/04/2019
MERIT SECURITIES S.A	25/02/2019
NATIONAL SECURITIES SINGLE MEMBER SA	02/01/1900
PIRAEUS SECURITIES S. A.	04/05/2015
MYTILINEOS (CR)	Main Market
ALPHA FINANCE INVESTMENT SERVICES SINGLE MEMBER SA	15/04/2019
EUROBANK EQUITIES INVESTMENT FIRM S.A	20/09/2017
MERIT SECURITIES S.A	25/02/2019
NATIONAL SECURITIES SINGLE MEMBER SA	02/01/1900
PIRAEUS SECURITIES S. A.	04/05/2015
NATIONAL BANK (CR)	Main Market
ALPHA FINANCE INVESTMENT SERVICES SINGLE MEMBER SA	09/01/2006
EUROBANK EQUITIES INVESTMENT FIRM S.A	22/10/2006
HELLENIC AMERICAN SECURITIES S.A.	25/07/2014
LEON DEPOLAS SECURITIES S.A.	20/05/2015
MERIT SECURITIES S.A	03/09/2012
NATIONAL SECURITIES SINGLE MEMBER SA	02/01/1900
PIRAEUS SECURITIES S. A.	08/09/2008
OPAP (CR)	Main Market
ALPHA FINANCE INVESTMENT SERVICES SINGLE MEMBER SA	09/01/2006
EUROBANK EQUITIES INVESTMENT FIRM S.A	22/10/2006
HELLENIC AMERICAN SECURITIES S.A.	25/07/2014
MERIT SECURITIES S.A	20/03/2017
NATIONAL SECURITIES SINGLE MEMBER SA	02/01/1900
PIRAEUS SECURITIES S. A.	04/05/2015
OTE (CR)	Main Market
ALPHA FINANCE INVESTMENT SERVICES SINGLE MEMBER SA	09/01/2006
EUROBANK EQUITIES INVESTMENT FIRM S.A	22/10/2006
HELLENIC AMERICAN SECURITIES S.A.	25/07/2014
LEON DEPOLAS SECURITIES S.A.	20/04/2015
MERIT SECURITIES S.A	20/03/2017
NATIONAL SECURITIES SINGLE MEMBER SA	02/01/1900
PIRAEUS SECURITIES S. A.	08/09/2008
P.P.A. S.A. (CR)	Main Market
EUROBANK EQUITIES INVESTMENT FIRM S.A	06/02/2019
PAPOUTSANIS (CR)	Main Market
BETA SECURITIES S.A.	25/11/2013
EUROBANK EQUITIES INVESTMENT FIRM S.A	06/12/2021
PETROPOULOS PETROS (CR)	Main Market
EUROBANK EQUITIES INVESTMENT FIRM S.A	01/04/2019
PANTELAKIS SECURITIES S.A.	16/03/2020
PIRAEUS FINANCIAL HOLD (CR)	Main Market
ALPHA FINANCE INVESTMENT SERVICES SINGLE MEMBER SA	15/04/2019
EUROBANK EQUITIES INVESTMENT FIRM S.A	22/10/2006
EUROXX SECURITIES S.A.	15/02/2016
HELLENIC AMERICAN SECURITIES S.A.	25/07/2014
LEON DEPOLAS SECURITIES S.A.	30/11/2018
MERIT SECURITIES S.A	16/09/2013
NATIONAL SECURITIES SINGLE MEMBER SA	02/01/1900
PIRAEUS SECURITIES S. A.	16/02/2009
PLAISIO COMPUTERS SA (CR)	Main Market
EUROBANK EQUITIES INVESTMENT FIRM S.A	02/03/2015
PPC (CR)	Main Market
ALPHA FINANCE INVESTMENT SERVICES SINGLE MEMBER SA	09/01/2006
BETA SECURITIES S.A.	01/02/2021
EUROBANK EQUITIES INVESTMENT FIRM S.A	22/10/2006
HELLENIC AMERICAN SECURITIES S.A.	01/09/2014
MERIT SECURITIES S.A	06/11/2017
NATIONAL SECURITIES SINGLE MEMBER SA	02/01/1900
PIRAEUS SECURITIES S. A.	28/09/2009
PREMIA (CR)	Main Market
BETA SECURITIES S.A.	01/06/2021
PANTELAKIS SECURITIES S.A.	23/12/2021
PROFILE SA (CR)	Main Market
PANTELAKIS SECURITIES S.A.	01/07/2019

List of Stocks under Market Making operations

Securities	Market Maker	Start Market Making	Stock Category
QUEST HOLDINGS (CR)			Main Market
	BETA SECURITIES S.A.	26/03/2018	
	EUROBANK EQUITIES INVESTMENT FIRM S.A	28/01/2019	
TECHNICAL OLYMPIC SA (CR)			Main Market
	BETA SECURITIES S.A.	04/04/2022	
TERNA ENERGY (CR)			Main Market
	BETA SECURITIES S.A.	08/03/2021	
	EUROBANK EQUITIES INVESTMENT FIRM S.A	24/05/2021	
	PIRAEUS SECURITIES S. A.	09/12/2019	
THRACE PLASTICS SA (CR)			Main Market
	ALPHA FINANCE INVESTMENT SERVICES SINGLE MEMBER SA	26/03/2018	
	EUROBANK EQUITIES INVESTMENT FIRM S.A	26/03/2018	
TITAN CEMENT (CB)			Main Market
	BETA SECURITIES S.A.	01/02/2021	
	EUROBANK EQUITIES INVESTMENT FIRM S.A	06/11/2019	
	PIRAEUS SECURITIES S. A.	18/01/2021	
TZIRAKIAN PROFIL (CR)			Main Market
	LEON DEPOLAS SECURITIES S.A.	19/07/2021	
UNIBIOS (CR)			Main Market
	LEON DEPOLAS SECURITIES S.A.	01/02/2021	
VIOHALCO SA/NV (CB)			Main Market
	ALPHA FINANCE INVESTMENT SERVICES SINGLE MEMBER SA	11/03/2008	
	EUROBANK EQUITIES INVESTMENT FIRM S.A	04/03/2014	
	MERIT SECURITIES S.A	17/03/2014	

Underlying Asset				Derivatives Market													
Price max	Price min	Closing price	change	Delivery Month	Open price	Price max	Price min	Last price	Closing price	Last Bid	Last Ask	Fixing price*	Life high	Life low	Trades	Volume	Open Interest
FTSE/Athex Large Cap				(Trade Unit: 1 Index Point x 2€, Cash Settlement)													
2,170.80	2,143.73	2,166.60	0.50%	April 2022	2,142.00	2,167.50	2,142.00	2,158.00	2,158.00	---	---	---	2,350.00	---	67	141	2,763
				May 2022	2,160.00	2,160.00	2,155.00	2,159.00	2,159.00	---	---	---	2,163.50	---	8	12	229
				June 2022	---	---	---	---	2,165.00	---	---	---	---	---	---	---	---
				September 2022	---	---	---	---	2,176.00	---	---	---	---	---	---	---	---
				December 2022	---	---	---	---	2,186.75	---	---	---	---	---	---	---	---
				March 2023	---	---	---	---	2,197.75	---	---	---	---	---	---	---	---
FTSE/Athex Banks				(Trade Unit: 1 Index Point x 15€, Cash Settlement)													
660.43	646.20	655.52	0.73%	June 2022	---	---	---	---	658.00	---	---	---	617.75	---	---	---	---
				September 2022	---	---	---	---	656.75	---	---	---	---	---	---	---	---
				December 2022	---	---	---	---	660.25	---	---	---	---	---	---	---	---
				March 2023	---	---	---	---	663.50	---	---	---	---	---	---	---	---

Derivatives notes

Fixing prices and final open positions can be retrieved from the following path <http://www.helex.gr/el/web/guest/statistics-end-of-day-derivatives>

Underlying Asset				Derivatives Market													
Price max	Price min	Closing price	change	Delivery Month	Open price	Price max	Price min	Last price	Closing price	Last Bid	Last Ask	Fixing price*	Life high	Life low	Trades	Volume	Open Interest
ADMIE (IPTO) HOLDING S.A. (CR)				(Contract Size: 100 Securities, Physical Delivery)													
2.32	2.285	2.29	0.44%	June 2022	2.31	2.31	2.29	2.29	2.29	---	---	---	2.35	---	13	72	4,623
				September 2022	---	---	---	---	2.30	---	---	---	---	---	---	---	---
				December 2022	---	---	---	---	2.31	---	---	---	---	---	---	---	---
				March 2023	---	---	---	---	2.32	---	---	---	---	---	---	---	---
ALPHA SERVICES HOLD (CR)				(Contract Size: 100 Securities, Physical Delivery)													
1.1595	1.1215	1.15	1.01%	June 2022	1.13	1.17	1.13	1.16	1.16	---	---	---	1.45	---	187	6,314	94,780
				September 2022	---	---	---	---	1.15	---	---	---	1.27	---	---	---	30
				December 2022	---	---	---	---	1.15	---	---	---	---	---	---	---	---
				March 2023	---	---	---	---	1.16	---	---	---	---	---	---	---	---
CC HBC AG (CR)				(Contract Size: 100 Securities, Physical Delivery)													
19.12	18.7	18.9	-2.38%	June 2022	18.82	19.22	18.76	19.10	19.10	---	---	---	27.57	---	48	136	1,809
				September 2022	---	---	---	---	19.54	---	---	---	---	---	---	---	---
				December 2022	---	---	---	---	19.64	---	---	---	---	---	---	---	---
				March 2023	---	---	---	---	19.74	---	---	---	---	---	---	---	---
CENERGY HOLDINGS (CB)				(Contract Size: 100 Securities, Physical Delivery)													
3.465	3.385	3.43	-0.29%	June 2022	3.44	3.45	3.39	3.39	3.39	---	---	---	3.98	---	12	99	10,137
				September 2022	---	---	---	---	3.47	---	---	---	---	---	---	---	---
				December 2022	---	---	---	---	3.49	---	---	---	---	---	---	---	---
				March 2023	---	---	---	---	3.51	---	---	---	---	---	---	---	---
ELLAKTOR (CR)				(Contract Size: 100 Securities, Physical Delivery)													
1.298	1.282	1.294	0.62%	June 2022	1.29	1.30	1.28	1.30	1.30	---	---	---	1.36	---	32	339	12,527
				September 2022	1.36	1.37	1.36	1.37	1.37	---	---	---	1.37	---	2	22	50
				December 2022	---	---	---	---	1.30	---	---	---	---	---	---	---	---
				March 2023	---	---	---	---	1.31	---	---	---	---	---	---	---	---
EUROBANK HOLDINGS (CR)				(Contract Size: 100 Securities, Physical Delivery)													
1.08	1.058	1.06	-0.28%	June 2022	1.07	1.08	1.06	1.07	1.07	---	---	---	1.15	---	101	4,655	32,817
				September 2022	---	---	---	---	1.07	---	---	---	---	---	---	---	---
				December 2022	---	---	---	---	1.08	---	---	---	---	---	---	---	---
				March 2023	---	---	---	---	1.08	---	---	---	---	---	---	---	---
EYDAP S.A. (CR)				(Contract Size: 100 Securities, Physical Delivery)													
6.98	6.9	6.95	0.00%	June 2022	7.02	7.02	7.00	7.00	7.00	---	---	---	7.11	---	7	11	367
				September 2022	---	---	---	---	7.01	---	---	---	---	---	---	---	---
				December 2022	---	---	---	---	7.05	---	---	---	---	---	---	---	---
				March 2023	---	---	---	---	7.09	---	---	---	---	---	---	---	---

Derivatives notes

Fixing prices and final open positions can be retrieved from the following path <http://www.helex.gr/el/web/guest/statistics-end-of-day-derivatives>

Underlying Asset				Derivatives Market														
Price max	Price min	Closing price	change	Delivery Month	Open price	Price max	Price min	Last price	Closing price	Last Bid	Last Ask	Fixing price*	Life high	Life low	Trades	Volume	Open Interest	
FOURLIS (CR)																		
3.765	3.68	3.68	-0.54%															(Contract Size: 100 Securities, Physical Delivery)
				June 2022	3.79	3.79	3.73	3.73	3.73	---	---		4.14	---	17	62	2,496	
				September 2022	---	---	---	---	3.73	---	---		---	---	---	---	---	
				December 2022	---	---	---	---	3.75	---	---		---	---	---	---	---	
				March 2023	---	---	---	---	3.77	---	---		---	---	---	---	---	
GEK TERNA (CR)																		
9.48	9.29	9.38	0.11%															(Contract Size: 100 Securities, Physical Delivery)
				June 2022	9.44	9.46	9.37	9.37	9.37	---	---		9.62	---	10	28	5,870	
				September 2022	---	---	---	---	9.46	---	---		---	---	---	---	---	
				December 2022	---	---	---	---	9.50	---	---		---	---	---	---	---	
				March 2023	---	---	---	---	9.55	---	---		---	---	---	---	---	
HELLENIC EXCHANGES-A.S.E. (CR)																		
3.765	3.7	3.73	-0.93%															(Contract Size: 100 Securities, Physical Delivery)
				June 2022	---	---	---	---	3.67	---	---		4.08	---	---	---	1,138	
				September 2022	---	---	---	---	3.80	---	---		---	---	---	---	---	
				December 2022	---	---	---	---	3.82	---	---		---	---	---	---	---	
				March 2023	---	---	---	---	3.84	---	---		---	---	---	---	---	
HELLENIC PETROLEUM (CR)																		
7.42	7.2	7.38	0.96%															(Contract Size: 100 Securities, Physical Delivery)
				June 2022	7.07	7.16	7.06	7.07	7.07	---	---		7.18	---	14	43	1,343	
				September 2022	---	---	---	---	7.38	---	---		---	---	---	---	---	
				December 2022	---	---	---	---	7.42	---	---		---	---	---	---	---	
				March 2023	---	---	---	---	7.45	---	---		---	---	---	---	---	
INTRACOM HOLDINGS (CR)																		
1.764	1.72	1.73	-0.12%															(Contract Size: 100 Securities, Physical Delivery)
				June 2022	1.76	1.76	1.74	1.74	1.74	---	---		1.92	---	25	115	5,899	
				September 2022	---	---	---	---	1.75	---	---		---	---	---	---	---	
				December 2022	---	---	---	---	1.76	---	---		---	---	---	---	---	
				March 2023	---	---	---	---	1.77	---	---		---	---	---	---	---	
JUMBO SA (CR)																		
13.9	13.59	13.9	1.83%															(Contract Size: 100 Securities, Physical Delivery)
				June 2022	13.67	14.00	13.67	14.00	14.00	---	---		14.00	---	6	19	1,103	
				September 2022	---	---	---	---	13.78	---	---		---	---	---	---	---	
				December 2022	---	---	---	---	13.85	---	---		---	---	---	---	---	
				March 2023	---	---	---	---	13.92	---	---		---	---	---	---	---	
LAMDA DEVELOPMENT SA (CR)																		
6.48	6.255	6.3	-0.87%															(Contract Size: 100 Securities, Physical Delivery)
				June 2022	6.38	6.50	6.31	6.31	6.31	---	---		7.07	---	72	274	5,578	
				September 2022	---	---	---	---	6.41	---	---		---	---	---	---	---	
				December 2022	---	---	---	---	6.45	---	---		---	---	---	---	---	
				March 2023	---	---	---	---	6.48	---	---		---	---	---	---	---	

Derivatives notes

Fixing prices and final open positions can be retrieved from the following path <http://www.helex.gr/el/web/guest/statistics-end-of-day-derivatives>

Underlying Asset				Derivatives Market													
Price max	Price min	Closing price	change	Delivery Month	Open price	Price max	Price min	Last price	Closing price	Last Bid	Last Ask	Fixing price*	Life high	Life low	Trades	Volume	Open Interest
MARFIN INVESTMENT GROUP (CR)				(Contract Size: 100 Securities, Physical Delivery)													
0.029	0.028	0.0286	1.06%	June 2022	0.029	0.029	0.029	0.029	0.029	---	---	---	0.031	---	2	45	30,213
				September 2022	---	---	---	---	0.029	---	---	---	---	---	---	---	---
				December 2022	---	---	---	---	0.029	---	---	---	---	---	---	---	---
				March 2023	---	---	---	---	0.029	---	---	---	---	---	---	---	---
MOTOR OIL (CR)				(Contract Size: 100 Securities, Physical Delivery)													
14.48	14.21	14.48	1.26%	June 2022	14.38	14.41	14.38	14.41	14.41	---	---	---	14.48	---	6	27	1,953
				September 2022	---	---	---	---	14.43	---	---	---	---	---	---	---	---
				December 2022	---	---	---	---	14.51	---	---	---	---	---	---	---	---
				March 2023	---	---	---	---	14.58	---	---	---	---	---	---	---	---
MYTILINEOS (CR)				(Contract Size: 100 Securities, Physical Delivery)													
15.65	15.13	15.62	3.17%	June 2022	15.26	15.70	15.26	15.60	15.60	---	---	---	15.70	---	134	455	5,840
				September 2022	---	---	---	---	15.28	---	---	---	---	---	---	---	---
				December 2022	---	---	---	---	15.36	---	---	---	---	---	---	---	---
				March 2023	---	---	---	---	15.43	---	---	---	---	---	---	---	---
NATIONAL BANK (CR)				(Contract Size: 100 Securities, Physical Delivery)													
3.509	3.41	3.509	2.01%	June 2022	3.41	3.51	3.39	3.50	3.50	---	---	---	3.79	---	220	3,852	28,326
				September 2022	---	---	---	---	3.46	---	---	---	3.50	---	---	---	141
				December 2022	---	---	---	---	3.49	---	---	---	---	---	---	---	---
				March 2023	---	---	---	---	3.51	---	---	---	---	---	---	---	---
OPAP (CR)				(Contract Size: 100 Securities, Physical Delivery)													
13.45	13.32	13.39	0.30%	June 2022	13.40	13.43	13.37	13.38	13.38	---	---	---	13.56	---	26	62	1,502
				September 2022	---	---	---	---	12.53	---	---	---	12.95	---	---	---	78
				December 2022	---	---	---	---	13.54	---	---	---	---	---	---	---	---
				March 2023	---	---	---	---	13.61	---	---	---	---	---	---	---	---
OTE (CR)				(Contract Size: 100 Securities, Physical Delivery)													
17.1	16.85	17	0.35%	June 2022	17.00	17.06	16.90	16.95	16.95	---	---	---	18.10	---	16	85	1,159
				September 2022	---	---	---	---	16.82	---	---	---	16.78	---	---	---	1
				December 2022	---	---	---	---	17.18	---	---	---	---	---	---	---	---
				March 2023	---	---	---	---	17.27	---	---	---	---	---	---	---	---
P.P.A. S.A. (CR)				(Contract Size: 100 Securities, Physical Delivery)													
16.98	16.62	16.88	-0.12%	June 2022	---	---	---	---	17.21	---	---	---	17.03	---	---	---	690
				September 2022	---	---	---	---	17.06	---	---	---	---	---	---	---	---
				December 2022	---	---	---	---	17.14	---	---	---	---	---	---	---	---
				March 2023	---	---	---	---	17.23	---	---	---	---	---	---	---	---

Derivatives notes

Fixing prices and final open positions can be retrieved from the following path <http://www.helex.gr/el/web/guest/statistics-end-of-day-derivatives>

Underlying Asset				Derivatives Market													
Price max	Price min	Closing price	change	Delivery Month	Open price	Price max	Price min	Last price	Closing price	Last Bid	Last Ask	Fixing price*	Life high	Life low	Trades	Volume	Open Interest
PIRAEUS FINANCIAL HOLD (CR)																	
(Contract Size: 100 Securities, Physical Delivery)																	
1.4455	1.4075	1.4175	0.32%	June 2022	1.42	1.45	1.41	1.42	1.42	---	---	---	1.68	---	57	1,658	22,719
				September 2022	---	---	---	---	1.43	---	---	---	---	---	---	---	---
				December 2022	---	---	---	---	1.43	---	---	---	---	---	---	---	---
				March 2023	---	---	---	---	1.44	---	---	---	---	---	---	---	---
PPC (CR)																	
(Contract Size: 100 Securities, Physical Delivery)																	
7.8	7.57	7.8	1.43%	June 2022	7.70	7.82	7.60	7.82	7.82	---	---	---	9.47	---	108	682	15,590
				September 2022	---	---	---	---	7.76	---	---	---	---	---	---	---	---
				December 2022	---	---	---	---	7.80	---	---	---	---	---	---	---	---
				March 2023	---	---	---	---	7.84	---	---	---	---	---	---	---	---
TERNA ENERGY (CR)																	
(Contract Size: 100 Securities, Physical Delivery)																	
16.6	16.23	16.3	-0.91%	June 2022	16.46	16.68	16.35	16.35	16.35	---	---	---	17.30	---	59	256	2,341
				September 2022	---	---	---	---	16.54	---	---	---	16.62	---	---	---	109
				December 2022	---	---	---	---	16.69	---	---	---	---	---	---	---	---
				March 2023	---	---	---	---	16.77	---	---	---	---	---	---	---	---
TITAN CEMENT (CB)																	
(Contract Size: 100 Securities, Physical Delivery)																	
13.48	12.92	13.06	-3.12%	June 2022	13.20	13.26	13.04	13.26	13.26	---	---	---	14.58	---	14	94	902
				September 2022	---	---	---	---	13.61	---	---	---	---	---	---	---	---
				December 2022	---	---	---	---	13.67	---	---	---	---	---	---	---	---
				March 2023	---	---	---	---	13.74	---	---	---	---	---	---	---	---
VIOHALCO SA/NV (CB)																	
(Contract Size: 100 Securities, Physical Delivery)																	
4.485	4.38	4.42	0.46%	June 2022	4.42	4.42	4.34	4.34	4.34	---	---	---	5.31	---	17	43	7,895
				September 2022	---	---	---	---	4.44	---	---	---	---	---	---	---	---
				December 2022	---	---	---	---	4.46	---	---	---	---	---	---	---	---
				March 2023	---	---	---	---	4.49	---	---	---	---	---	---	---	---

Derivatives notes

Fixing prices and final open positions can be retrieved from the following path <http://www.helex.gr/el/web/guest/statistics-end-of-day-derivatives>

FTSE/Athex Large Cap

(Trade Unit: 1 Index Point x 2€ - Exercise Style: European, Cash Settlement)

Call Options														Put Options																																																				
Exercise Price	April 2022							May 2022							Other Months		April 2022							May 2022							Other Months		Exercise Price																																	
	Open price	Price max	Price min	Last price	Closing price	Volume	Open Interest	Open price	Price max	Price min	Last price	Closing price	Volume	Open Interest	Volume	Open Interest	Open price	Price max	Price min	Last price	Closing price	Volume	Open Interest	Open price	Price max	Price min	Last price	Closing price	Volume	Open Interest	Volume	Open Interest																																		
1,775	0.00	0.00	0.00	-	369.00	-	-	0.00	0.00	0.00	-	373.00	-	-			0.00	0.00	0.00	-	0.02	-	-	0.00	0.00	0.00	-	3.70	-	-			1,775																																	
1,800	0.00	0.00	0.00	-	345.00	-	-	0.00	0.00	0.00	-	349.00	-	-			0.00	0.00	0.00	-	0.04	-	-	0.00	0.00	0.00	-	5.00	-	-			1,800																																	
1,825	0.00	0.00	0.00	-	320.00	-	-	0.00	0.00	0.00	-	326.00	-	-			0.00	0.00	0.00	-	0.09	-	1	0.00	0.00	0.00	-	6.80	-	-			1,825																																	
1,850	0.00	0.00	0.00	-	295.00	-	-	0.00	0.00	0.00	-	303.00	-	-			0.00	0.00	0.00	-	0.19	-	-	0.00	0.00	0.00	-	8.90	-	-			1,850																																	
1,875	0.00	0.00	0.00	-	270.00	-	-	0.00	0.00	0.00	-	281.00	-	-			0.00	0.00	0.00	-	0.39	-	-	0.00	0.00	0.00	-	11.75	-	-			1,875																																	
1,900	0.00	0.00	0.00	-	245.00	-	20	0.00	0.00	0.00	-	259.00	-	-			0.00	0.00	0.00	-	0.76	-	23	0.00	0.00	0.00	-	15.00	-	-			1,900																																	
1,925	0.00	0.00	0.00	-	221.00	-	20	0.00	0.00	0.00	-	238.00	-	-			0.00	0.00	0.00	-	1.40	-	95	0.00	0.00	0.00	-	19.00	-	-			1,925																																	
1,950	0.00	0.00	0.00	-	197.00	-	40	0.00	0.00	0.00	-	218.00	-	-			0.00	0.00	0.00	-	2.50	-	30	0.00	0.00	0.00	-	23.75	-	-			1,950																																	
1,975	0.00	0.00	0.00	-	174.00	-	25	0.00	0.00	0.00	-	199.00	-	-			0.00	0.00	0.00	-	4.10	-	25	0.00	0.00	0.00	-	29.50	-	-			1,975																																	
2,000	0.00	0.00	0.00	-	151.00	-	2	0.00	0.00	0.00	-	181.00	-	-			0.00	0.00	0.00	-	6.60	-	34	0.00	0.00	0.00	-	36.00	-	-			2,000																																	
2,050	0.00	0.00	0.00	-	110.00	-	1	0.00	0.00	0.00	-	147.00	-	20			0.00	0.00	0.00	-	15.00	-	36	0.00	0.00	0.00	-	52.00	-	-			2,050																																	
2,100	0.00	0.00	0.00	-	74.50	-	87	0.00	0.00	0.00	-	117.00	-	20			0.00	0.00	0.00	-	29.75	-	32	0.00	0.00	0.00	-	72.00	-	80			2,100																																	
2,150	0.00	0.00	0.00	-	47.00	-	8	0.00	0.00	0.00	-	91.50	-	-			43.00	0.00	30.50	30.50	30.50	4	85	0.00	0.00	0.00	-	96.00	-	40			2,150																																	
2,200	26.00	26.00	26.00	26.00	26.00	2	7	0.00	0.00	0.00	-	70.00	-	-			0.00	26.00	0.00	-	82.50	-	20	0.00	0.00	0.00	-	125.00	-	-			2,200																																	
2,250	0.00	0.00	0.00	-	14.50	-	22	0.00	0.00	0.00	-	52.50	-	-			0.00	0.00	0.00	-	120.00	-	5	0.00	0.00	0.00	-	157.00	-	-			2,250																																	
2,300	0.00	0.00	0.00	-	7.10	-	43	0.00	0.00	0.00	-	38.75	-	-			0.00	0.00	0.00	-	162.00	-	3	0.00	0.00	0.00	-	193.00	-	-			2,300																																	
2,350	0.00	0.00	0.00	-	3.20	-	1	0.00	0.00	0.00	-	28.00	-	-			0.00	0.00	0.00	-	208.00	-	-	0.00	0.00	0.00	-	232.00	-	-			2,350																																	
2,400	0.00	0.00	0.00	-	1.30	-	-	0.00	0.00	0.00	-	19.75	-	-			0.00	0.00	0.00	-	256.00	-	20	0.00	0.00	0.00	-	274.00	-	-			2,400																																	
2,450	0.00	0.00	0.00	-	0.48	-	-	0.00	0.00	0.00	-	13.75	-	-			0.00	0.00	0.00	-	306.00	-	-	0.00	0.00	0.00	-	318.00	-	-			2,450																																	
2,500	0.00	0.00	0.00	-	0.17	-	-	0.00	0.00	0.00	-	9.40	-	-			0.00	0.00	0.00	-	355.00	-	-	0.00	0.00	0.00	-	363.00	-	-			2,500																																	
2,550	0.00	0.00	0.00	-	0.05	-	-	0.00	0.00	0.00	-	6.30	-	-			0.00	0.00	0.00	-	405.00	-	-	0.00	0.00	0.00	-	410.00	-	-			2,550																																	
2,600	0.00	0.00	0.00	-	0.02	-	-	0.00	0.00	0.00	-	4.10	-	-			0.00	0.00	0.00	-	455.00	-	-	0.00	0.00	0.00	-	458.00	-	-			2,600																																	
2,650	0.00	0.00	0.00	-	0.01	-	-	-	-	-	-	-	-	-			0.00	0.00	0.00	-	505.00	-	-	-	-	-	-	-	-	-			2,650																																	
Totals:						2	276							0	40																0	0							4	409																	0	120							0	0
Number of Trades:							1								0																	0								2																0										

ALPHA SERVICES HOLD (CR)

(Contract Size: 100 Securities, Exercise Style: American, Physical Delivery)

Call Options														Put Options																				
April 2022							May 2022							Other Months		April 2022							May 2022							Other Months		Exercise Price		
Open price	Price max	Price min	Last price	Closing price	Volume	Open Interest	Open price	Price max	Price min	Last price	Closing price	Volume	Open Interest	Volume	Open Interest	Open price	Price max	Price min	Last price	Closing price	Volume	Open Interest	Open price	Price max	Price min	Last price	Closing price	Volume	Open Interest	Volume	Open Interest			
0.700	0.000	0.000	0.000	0.441	-	-	0.000	0.000	0.000	0.442	-	-				0.000	0.000	0.000	0.001	-	-				0.000	0.000	0.000	0.001	-	-			0.007	
0.750	0.000	0.000	0.000	0.391	-	-	0.000	0.000	0.000	0.392	-	-				0.000	0.000	0.000	0.001	-	-				0.000	0.000	0.000	0.001	-	-			0.008	
0.800	0.000	0.000	0.000	0.341	-	-	0.000	0.000	0.000	0.343	-	-				0.000	0.000	0.000	0.001	-	-				0.000	0.000	0.000	0.001	-	-			0.008	
0.850	0.000	0.000	0.000	0.291	-	-	0.000	0.000	0.000	0.294	-	-				0.000	0.000	0.000	0.001	-	-				0.000	0.000	0.000	0.002	-	-			0.009	
0.900	0.000	0.000	0.000	0.243	-	-	0.000	0.000	0.000	0.247	-	-				0.000	0.000	0.000	0.002	-	-				0.000	0.000	0.000	0.005	-	-			0.009	
0.950	0.000	0.000	0.000	0.196	-	-	0.000	0.000	0.000	0.203	-	-				0.000	0.000	0.000	0.006	-	-				0.000	0.000	0.000	0.010	-	-			0.010	
1.000	0.000	0.000	0.000	0.153	-	-	0.000	0.000	0.000	0.162	-	-				0.000	0.000	0.000	0.013	-	-				0.000	0.000	0.000	0.020	-	-			0.010	
1.100	0.000	0.000	0.000	0.083	-	-	0.000	0.000	0.000	0.096	-	-				0.000	0.000	0.000	0.042	-	-				0.000	0.000	0.000	0.053	-	-			0.011	
1.200	0.000	0.000	0.000	0.038	-	-	0.000	0.000	0.000	0.050	-	-				0.000	0.000	0.000	0.097	-	-				0.000	0.000	0.000	0.107	-	-			0.012	
1.300	0.000	0.000	0.000	0.015	-	-	0.000	0.000	0.000	0.024	-	-				0.000	0.000	0.000	0.174	-	-				0.000	0.000	0.000	0.181	-	-			0.013	
1.400	0.000	0.000	0.000	0.005	-	-	0.000	0.000	0.000	0.010	-	-				0.000	0.000	0.000	0.264	-	-				0.000	0.000	0.000	0.268	-	-			0.014	
1.500	0.000	0.000	0.000	0.001	-	-	0.000	0.000	0.000	0.004	-	-				0.000	0.000	0.000	0.361	-	-				0.000	0.000	0.000	0.362	-	-			0.015	
1.600	0.000	0.000	0.000	0.001	-	-	0.000	0.000	0.000	0.001	-	-				0.000	0.000	0.000	0.460	-	-				0.000	0.000	0.000	0.460	-	-			0.016	
1.700	0.000	0.000	0.000	0.003	-	-	0.000	0.000	0.000	0.001	-	-				0.000	0.000	0.000	0.560	-	-				0.000	0.000	0.000	0.560	-	-			0.017	
1.800	0.000	0.000	0.000	0.001	-	-	0.000	0.000	0.000	0.001	-	-				0.000	0.000	0.000	0.660	-	-				0.000	0.000	0.000	0.660	-	-			0.018	
1.900	0.000	0.000	0.000	0.001	-	-	0.000	0.000	0.000	0.001	-	-				0.000	0.000	0.000	0.760	-	-				0.000	0.000	0.000	0.760	-	-			0.019	
Totals:					0	0							0	0	0							0	0							0	0			
Number of Trades:					0								0	0								0.00								0	0			

NATIONAL BANK (CR)

(Contract Size: 100 Securities, Exercise Style: American, Physical Delivery)

Call Options														Put Options																		
April 2022							May 2022							Other Months		April 2022							May 2022							Other Months		Exercise Price
Open price	Price max	Price min	Last price	Closing price	Volume	Open Interest	Open price	Price max	Price min	Last price	Closing price	Volume	Open Interest	Volume	Open Interest	Open price	Price max	Price min	Last price	Closing price	Volume	Open Interest	Open price	Price max	Price min	Last price	Closing price	Volume	Open Interest	Volume	Open Interest	
1.600					-	-						-	-									-	-									0.016
1.700					-	-						-	-									-	-									0.017
1.800	0.000	0.000	0.000	1.64	-	-	0.000	0.000	0.000	1.64	-	-				0.000	0.000	0.000	0.001	-	-			0.000	0.000	0.000	0.001	-	-			0.018
1.900	0.000	0.000	0.000	1.54	-	-	0.000	0.000	0.000	1.55	-	-				0.000	0.000	0.000	0.001	-	-			0.000	0.000	0.000	0.001	-	-			0.019
2.000	0.000	0.000	0.000	1.44	-	-	0.000	0.000	0.000	1.45	-	-				0.000	0.000	0.000	0.001	-	-			0.000	0.000	0.000	0.001	-	-			0.020
2.200	0.000	0.000	0.000	1.24	-	-	0.000	0.000	0.000	1.25	-	-				0.000	0.000	0.000	0.001	-	-			0.000	0.000	0.000	0.001	-	-			0.022
2.400	0.000	0.000	0.000	1.04	-	-	0.000	0.000	0.000	1.05	-	-				0.000	0.000	0.000	0.001	-	-			0.000	0.000	0.000	0.001	-	-			0.024
2.600	0.000	0.000	0.000	0.842	-	-	0.000	0.000	0.000	0.852	-	-				0.000	0.000	0.000	0.001	-	-			0.000	0.000	0.000	0.005	-	-			0.026
2.800	0.000	0.000	0.000	0.642	-	2	0.000	0.000	0.000	0.665	-	-				0.000	0.000	0.000	0.001	-	2			0.000	0.000	0.000	0.018	-	-			0.028
3.000	0.000	0.000	0.000	0.445	-	2	0.000	0.000	0.000	0.494	-	-				0.000	0.000	0.000	0.003	-	-			0.000	0.000	0.000	0.046	-	-			0.030
3.200	0.000	0.000	0.000	0.263	-	-	0.000	0.000	0.000	0.348	-	-				0.000	0.000	0.000	0.021	-	-			0.000	0.000	0.000	0.100	-	-			0.032
3.400	0.000	0.000	0.000	0.124	-	-	0.000	0.000	0.000	0.231	-	-				0.000	0.000	0.000	0.081	-	-			0.000	0.000	0.000	0.183	-	-			0.034
3.600	0.000	0.000	0.000	0.043	-	-	0.000	0.000	0.000	0.144	-	-				0.000	0.000	0.000	0.201	-	-			0.000	0.000	0.000	0.295	-	-			0.036
3.800	0.000	0.000	0.000	0.011	-	-	0.000	0.000	0.000	0.086	-	-				0.000	0.000	0.000	0.369	-	-			0.000	0.000	0.000	0.437	-	-			0.038
4.000	0.000	0.000	0.000	0.002	-	-	0.000	0.000	0.000	0.048	-	-				0.000	0.000	0.000	0.561	-	-			0.000	0.000	0.000	0.600	-	-			0.040
4.400	0.000	0.000	0.000	0.002	-	-	0.000	0.000	0.000	0.013	-	-				0.000	0.000	0.000	0.960	-	-			0.000	0.000	0.000	0.967	-	-			0.044
4.800	0.000	0.000	0.000	0.004	-	-	0.000	0.000	0.000	0.003	-	-				0.000	0.000	0.000	1.36	-	-			0.000	0.000	0.000	1.36	-	-			0.048
5.200	0.000	0.000	0.000	0.001	-	-	0.000	0.000	0.000	0.001	-	-				0.000	0.000	0.000	1.76	-	-			0.000	0.000	0.000	1.76	-	-			0.052
5.600	0.000	0.000	0.000	0.001	-	-	0.000	0.000	0.000	0.002	-	-				0.000	0.000	0.000	2.16	-	-			0.000	0.000	0.000	2.16	-	-			0.056
Totals:					0	4					0	0		0	0						0	2						0	0	0	300	
Number of Trades:					0						0			0								0.00						0		0		

OPAP (CR)

(Contract Size: 100 Securities, Exercise Style: American, Physical Delivery)

Call Options														Put Options																				
April 2022							May 2022							Other Months		April 2022							May 2022							Other Months		Exercise Price		
Open price	Price max	Price min	Last price	Closing price	Volume	Open Interest	Open price	Price max	Price min	Last price	Closing price	Volume	Open Interest	Volume	Open Interest	Open price	Price max	Price min	Last price	Closing price	Volume	Open Interest	Open price	Price max	Price min	Last price	Closing price	Volume	Open Interest	Volume	Open Interest			
8.400					-	-						-	-								-	-						-	-			0.084		
8.800	0.000	0.000	0.000	4.56	-	-	0.000	0.000	0.000	4.57	-	-				0.000	0.000	0.000	0.001	-	-				0.000	0.000	0.000	0.001	-	-			0.088	
9.200	0.000	0.000	0.000	4.16	-	-	0.000	0.000	0.000	4.18	-	-				0.000	0.000	0.000	0.002	-	-				0.000	0.000	0.000	0.001	-	-			0.092	
9.600	0.000	0.000	0.000	3.76	-	-	0.000	0.000	0.000	3.78	-	-				0.000	0.000	0.000	0.001	-	-				0.000	0.000	0.000	0.001	-	-			0.096	
10.000	0.000	0.000	0.000	3.36	-	-	0.000	0.000	0.000	3.38	-	-				0.000	0.000	0.000	0.001	-	-				0.000	0.000	0.000	0.001	-	-			0.100	
11.000	0.000	0.000	0.000	2.36	-	-	0.000	0.000	0.000	2.39	-	-				0.000	0.000	0.000	0.001	-	-				0.000	0.000	0.000	0.008	-	-			0.110	
12.000	0.000	0.000	0.000	1.36	-	-	0.000	0.000	0.000	1.46	-	-				0.000	0.000	0.000	0.004	-	20				0.000	0.000	0.000	0.075	-	-			0.120	
13.000	0.000	0.000	0.000	0.482	-	20	0.000	0.000	0.000	0.715	-	-				0.000	0.000	0.000	0.123	-	-				0.000	0.000	0.000	0.331	-	-			0.130	
14.000	0.000	0.000	0.000	0.066	-	-	0.000	0.000	0.000	0.271	-	27				0.000	0.000	0.000	0.708	-	-				0.000	0.000	0.000	0.888	-	-			0.140	
15.000	0.000	0.000	0.000	0.002	-	-	0.000	0.000	0.000	0.077	-	10				0.000	0.000	0.000	1.65	-	-				0.000	0.000	0.000	1.70	-	-			0.150	
16.000	0.000	0.000	0.000	0.001	-	-	0.000	0.000	0.000	0.016	-	-				0.000	0.000	0.000	2.65	-	-				0.000	0.000	0.000	2.65	-	-			0.160	
17.000	0.000	0.000	0.000	0.001	-	-	0.000	0.000	0.000	0.002	-	-				0.000	0.000	0.000	3.65	-	-				0.000	0.000	0.000	3.65	-	-			0.170	
18.000	0.000	0.000	0.000	0.001	-	-	0.000	0.000	0.000	0.001	-	-				0.000	0.000	0.000	4.65	-	-				0.000	0.000	0.000	4.65	-	-			0.180	
19.000	0.000	0.000	0.000	0.001	-	-	0.000	0.000	0.000	0.001	-	-				0.000	0.000	0.000	5.65	-	-				0.000	0.000	0.000	5.65	-	-			0.190	
Totals:					0	20					0	37	0	0							0	20									0	33	0	0
Number of Trades:					0						0		0								0.00									0		0		

OTE (CR)

(Contract Size: 100 Securities, Exercise Style: American, Physical Delivery)

Call Options														Put Options																			
Exercise Price	April 2022						May 2022						Other Months		April 2022						May 2022						Other Months		Exercise Price				
	Open price	Price max	Price min	Last price	Closing price	Volume	Open Interest	Open price	Price max	Price min	Last price	Closing price	Volume	Open Interest	Volume	Open Interest	Open price	Price max	Price min	Last price	Closing price	Volume	Open Interest	Open price	Price max	Price min	Last price	Closing price		Volume	Open Interest	Volume	Open Interest
9.600						-	-							-	-																		0.096
10.000						-	-							-	-																		0.100
11.000	0.000	0.000	0.000		5.95	-	-	0.000	0.000	0.000		5.97	-	-		0.000	0.000	0.000		0.001	-	-		0.000	0.000	0.000		0.001	-	-		0.110	
12.000	0.000	0.000	0.000		4.95	-	-	0.000	0.000	0.000		4.97	-	-		0.000	0.000	0.000		0.001	-	-		0.000	0.000	0.000		0.002	-	-		0.120	
13.000	0.000	0.000	0.000		3.95	-	-	0.000	0.000	0.000		3.98	-	-		0.000	0.000	0.000		0.001	-	-		0.000	0.000	0.000		0.001	-	-		0.130	
14.000	0.000	0.000	0.000		2.95	-	-	0.000	0.000	0.000		2.99	-	-		0.000	0.000	0.000		0.001	-	-		0.000	0.000	0.000		0.011	-	-		0.140	
15.000	0.000	0.000	0.000		1.95	-	-	0.000	0.000	0.000		2.05	-	-		0.000	0.000	0.000		0.001	-	-		0.000	0.000	0.000		0.068	-	-		0.150	
16.000	0.000	0.000	0.000		0.995	-	-	0.000	0.000	0.000		1.23	-	-		0.000	0.000	0.000		0.044	-	-		0.000	0.000	0.000		0.250	-	-		0.160	
17.000	0.000	0.000	0.000		0.302	-	10	0.000	0.000	0.000		0.634	-	-		0.000	0.000	0.000		0.351	-	-		0.000	0.000	0.000		0.651	-	-		0.170	
18.000	0.000	0.000	0.000		0.043	-	5	0.000	0.000	0.000		0.275	-	50		0.000	0.000	0.000		1.09	-	-		0.000	0.000	0.000		1.29	-	-		0.180	
19.000	0.000	0.000	0.000		0.002	-	10	0.000	0.000	0.000		0.099	-	-		0.000	0.000	0.000		2.06	-	-		0.000	0.000	0.000		2.12	-	-		0.190	
20.000	0.000	0.000	0.000		0.001	-	-	0.000	0.000	0.000		0.029	-	-		0.000	0.000	0.000		3.06	-	-		0.000	0.000	0.000		3.07	-	-		0.200	
22.000	0.000	0.000	0.000		0.002	-	-	0.000	0.000	0.000		0.002	-	-		0.000	0.000	0.000		5.06	-	-		0.000	0.000	0.000		5.06	-	-		0.220	
24.000	0.000	0.000	0.000		0.001	-	-	0.000	0.000	0.000		0.001	-	-		0.000	0.000	0.000		7.06	-	-		0.000	0.000	0.000		7.06	-	-		0.240	
26.000	0.000	0.000	0.000		0.001	-	-	0.000	0.000	0.000		0.001	-	-		0.000	0.000	0.000		9.06	-	-		0.000	0.000	0.000		9.06	-	-		0.260	
Totals:						0	25						0	50	0	0							0	0						0	0	0	0
Number of Trades:						0							0		0	0							0.00							0		0	0

PIRAEUS FINANCIAL HOLD (CR)

(Contract Size: 100 Securities, Exercise Style: American, Physical Delivery)

Call Options														Put Options																			
April 2022							May 2022							Other Months		April 2022							May 2022							Other Months		Exercise Price	
Open price	Price max	Price min	Last price	Closing price	Volume	Open Interest	Open price	Price max	Price min	Last price	Closing price	Volume	Open Interest	Volume	Open Interest	Open price	Price max	Price min	Last price	Closing price	Volume	Open Interest	Open price	Price max	Price min	Last price	Closing price	Volume	Open Interest	Volume	Open Interest		
0.850	0.000	0.000	0.000	0.561	-	-	0.000	0.000	0.000	0.562	-	-				0.000	0.000	0.000	0.001	-	-				0.000	0.000	0.000	0.001	-	-			0.009
0.900	0.000	0.000	0.000	0.511	-	-	0.000	0.000	0.000	0.513	-	-				0.000	0.000	0.000	0.001	-	-				0.000	0.000	0.000	0.001	-	-			0.009
0.950	0.000	0.000	0.000	0.461	-	-	0.000	0.000	0.000	0.463	-	-				0.000	0.000	0.000	0.001	-	-				0.000	0.000	0.000	0.001	-	-			0.010
1.000	0.000	0.000	0.000	0.411	-	-	0.000	0.000	0.000	0.413	-	-				0.000	0.000	0.000	0.001	-	-				0.000	0.000	0.000	0.001	-	-			0.010
1.100	0.000	0.000	0.000	0.311	-	-	0.000	0.000	0.000	0.317	-	-				0.000	0.000	0.000	0.001	-	-				0.000	0.000	0.000	0.004	-	-			0.011
1.200	0.000	0.000	0.000	0.215	-	-	0.000	0.000	0.000	0.228	-	-				0.000	0.000	0.000	0.004	-	-				0.000	0.000	0.000	0.015	-	-			0.012
1.300	0.000	0.000	0.000	0.129	-	-	0.000	0.000	0.000	0.151	-	-				0.000	0.000	0.000	0.018	-	-				0.000	0.000	0.000	0.038	-	-			0.013
1.400	0.000	0.000	0.000	0.066	-	-	0.000	0.000	0.000	0.093	-	-				0.000	0.000	0.000	0.055	-	-				0.000	0.000	0.000	0.079	-	-			0.014
1.500	0.000	0.000	0.000	0.027	-	-	0.000	0.000	0.000	0.053	-	-				0.000	0.000	0.000	0.116	-	-				0.000	0.000	0.000	0.139	-	-			0.015
1.600	0.000	0.000	0.000	0.009	-	-	0.000	0.000	0.000	0.027	-	-				0.000	0.000	0.000	0.198	-	-				0.000	0.000	0.000	0.214	-	-			0.016
1.700	0.000	0.000	0.000	0.003	-	-	0.000	0.000	0.000	0.013	-	-				0.000	0.000	0.000	0.292	-	-				0.000	0.000	0.000	0.300	-	-			0.017
1.800	0.000	0.000	0.000	0.001	-	-	0.000	0.000	0.000	0.006	-	-				0.000	0.000	0.000	0.390	-	-				0.000	0.000	0.000	0.393	-	-			0.018
1.900	0.000	0.000	0.000	0.001	-	-	0.000	0.000	0.000	0.002	-	-				0.000	0.000	0.000	0.490	-	-				0.000	0.000	0.000	0.491	-	-			0.019
2.000	0.000	0.000	0.000	0.001	-	-	0.000	0.000	0.000	0.001	-	-				0.000	0.000	0.000	0.590	-	-				0.000	0.000	0.000	0.590	-	-			0.020
2.200	0.000	0.000	0.000	0.001	-	-	0.000	0.000	0.000	0.001	-	-				0.000	0.000	0.000	0.790	-	-				0.000	0.000	0.000	0.790	-	-			0.022
2.400	0.000	0.000	0.000	0.001	-	-					-	-				0.000	0.000	0.000	0.990	-	-							-	-			0.024	
Totals:					0	0					0	0				0	0				0	0				0	0				0	0	
Number of Trades:					0					0				0			0.00				0						0			0			

PPC (CR)

(Contract Size: 100 Securities, Exercise Style: American, Physical Delivery)

Call Options														Put Options																				
April 2022							May 2022							Other Months		April 2022							May 2022							Other Months		Exercise Price		
Open price	Price max	Price min	Last price	Closing price	Volume	Open Interest	Open price	Price max	Price min	Last price	Closing price	Volume	Open Interest	Volume	Open Interest	Open price	Price max	Price min	Last price	Closing price	Volume	Open Interest	Open price	Price max	Price min	Last price	Closing price	Volume	Open Interest	Volume	Open Interest			
5.200	0.000	0.000	0.000	2.49	-	-	0.000	0.000	0.000	2.50	-	-				0.000	0.000	0.000	0.001	-	-				0.000	0.000	0.000	0.001	-	-			0.052	
5.600	0.000	0.000	0.000	2.09	-	-	0.000	0.000	0.000	2.11	-	-				0.000	0.000	0.000	0.001	-	-				0.000	0.000	0.000	0.003	-	-			0.056	
6.000	0.000	0.000	0.000	1.69	-	-	0.000	0.000	0.000	1.72	-	-				0.000	0.000	0.000	0.001	-	-				0.000	0.000	0.000	0.011	-	-			0.060	
6.400	0.000	0.000	0.000	1.30	-	-	0.000	0.000	0.000	1.34	-	-				0.000	0.000	0.000	0.001	-	-				0.000	0.000	0.000	0.036	-	-			0.064	
6.800	0.000	0.000	0.000	0.904	-	-	0.000	0.000	0.000	1.00	-	-				0.000	0.000	0.000	0.009	-	1				0.000	0.000	0.000	0.093	-	-			0.068	
7.200	0.000	0.000	0.000	0.547	-	-	0.000	0.000	0.000	0.707	-	2				0.000	0.000	0.000	0.052	-	5				0.000	0.000	0.000	0.198	-	-			0.072	
7.600	0.000	0.000	0.000	0.272	-	55	0.000	0.000	0.000	0.470	-	-				0.000	0.000	0.000	0.177	-	-				0.000	0.000	0.000	0.361	-	-			0.076	
8.000	0.000	0.000	0.000	0.105	-	182	0.000	0.000	0.000	0.292	-	11				0.000	0.000	0.000	0.410	-	-				0.000	0.000	0.000	0.582	-	-			0.080	
8.400	0.000	0.000	0.000	0.032	-	-	0.000	0.000	0.000	0.174	-	11				0.000	0.000	0.000	0.737	-	-				0.000	0.000	0.000	0.865	-	-			0.084	
8.800	0.000	0.000	0.000	0.007	-	-	0.000	0.000	0.000	0.097	-	-				0.000	0.000	0.000	1.11	-	-				0.000	0.000	0.000	1.19	-	-			0.088	
9.200	0.000	0.000	0.000	0.001	-	-	0.000	0.000	0.000	0.051	-	-				0.000	0.000	0.000	1.51	-	-				0.000	0.000	0.000	1.54	-	-			0.092	
9.600	0.000	0.000	0.000	0.001	-	-	0.000	0.000	0.000	0.025	-	-				0.000	0.000	0.000	1.91	-	-				0.000	0.000	0.000	1.92	-	-			0.096	
10.000	0.000	0.000	0.000	0.001	-	-	0.000	0.000	0.000	0.012	-	-				0.000	0.000	0.000	2.31	-	-				0.000	0.000	0.000	2.31	-	-			0.100	
11.000	0.000	0.000	0.000	0.001	-	-	0.000	0.000	0.000	0.002	-	-				0.000	0.000	0.000	3.31	-	-				0.000	0.000	0.000	3.31	-	-			0.110	
12.000	0.000	0.000	0.000	0.001	-	-	0.000	0.000	0.000	0.001	-	-				0.000	0.000	0.000	4.31	-	-				0.000	0.000	0.000	4.31	-	-			0.120	
13.000					-	-					-	-										-	-											0.130
14.000					-	-					-	-										-	-											0.140
15.000					-	-					-	-										-	-											0.150
16.000					-	-					-	-										-	-											0.160
Totals:					0	237					0	24	0	0					0	6					0	1	0	0						
Number of Trades:					0						0		0						0.00						0								0	

Lending Products	Underlying Title	Multilateral Transactions[1]				Bilateral Transactions[2]		Stock Borrowing through OTC (volume)[3]	
		Open Interest[5]	Volume(Offered)	Average Weighted	Transactions volume	Average Weighted	Transactions Volume	Average Weighted	Transactions Volume
ADMIEBOR	ADMIE (IPTO) HOLDING S.A. (CR)	7,410	---	---	---	---	---	---	2,015,451
AEGNBOR	AEGEAN AIRLINES (CR)	2,082	---	---	800	2.65%	---	---	21,619
ALPHABOR	ALPHA SERVICES HOLD (CR)	15,631	---	---	---	---	---	---	60,363,985
ALMYBOR	ALUMIL (CR)	---	---	---	---	---	---	---	---
EEEBOR	CC HBC AG (CR)	4,000	---	---	---	---	---	---	81,546
CENERBOR	CENERGY HOLDINGS (CB)	---	---	---	---	---	---	---	2,000
ELLAKTORBOR	ELLAKTOR (CR)	10,000	---	---	---	---	---	---	9,870
EUROBBOR	EUROBANK HOLDINGS (CR)	145,000	---	---	---	---	---	---	50,690,299
EYDAPBOR	EYDAP S.A. (CR)	3,713	---	---	---	---	---	---	642,239
FFGRPBOR	FOLLI FOLLIE (CR)	---	---	---	---	---	---	---	900,530
FOYRKBOR	FOURLIS (CR)	9,639	---	---	---	---	---	---	47,250
GEKTERNABOR	GEK TERNA (CR)	---	---	---	---	---	---	---	7,293
SARBOR	GR. SARANTIS S.A. (CR)	---	---	---	---	---	---	---	7,577
EXAEBOR	HELLENIC EXCHANGES-A.S.E. (CR)	45,500	---	---	---	---	---	---	210,601
ELPEBOR	HELLENIC PETROLEUM (CR)	25,500	---	---	---	---	---	---	170,840
INTRKBOR	INTRACOM HOLDINGS (CR)	---	---	---	---	---	---	---	---
BELABOR	JUMBO SA (CR)	500	---	---	---	---	---	---	1,060,600
LAMDABOR	LAMDA DEVELOPMENT SA (CR)	961	---	---	---	---	---	---	77,673
MIGBOR	MARFIN INVESTMENT GROUP (CR)	---	---	---	---	---	---	---	794,474
MOHBOR	MOTOR OIL (CR)	1,500	---	---	---	---	---	---	591,612
MYTILBOR	MYTILINEOS (CR)	2,000	---	---	---	---	---	---	496,809
ETEBOR	NATIONAL BANK (CR)	2,088	---	---	5,739	3.55%	---	---	6,542,324
OPAPBOR	OPAP (CR)	51,000	---	---	7,788	3.15%	---	---	1,321,523
HTOBOR	OTE (CR)	21,950	---	---	8,575	3.63%	---	---	2,330,862
PPABOR	P.P.A. S.A. (CR)	1,464	---	---	---	---	---	---	66,287
TPEIRBOR	PIRAEUS FINANCIAL HOLD (CR)	60,943	---	---	---	---	---	---	5,909,067
PLAISBOR	PLAISIO COMPUTERS SA (CR)	---	---	---	---	---	---	---	100
PPCBOR	PPC (CR)	2,000	---	---	---	---	---	---	2,162,427
QUALBOR	QUALITY & RELIABILITY SA (CR)	---	---	---	---	---	---	---	---
QUESTBOR	QUEST HOLDINGS (CR)	---	---	---	---	---	---	---	168,824
TENERGYBOR	TERNA ENERGY (CR)	18,450	---	---	---	---	---	---	118,806

Stock Lending Notes

[1] - Multilateral contracts Lending or Borrowing as per Methods 8-1, 8-2 and 8-3-3 (According to ATHEX BoD Resolution No.17)

[2] - Bilateral Contracts Lending or Borrowing as per Methods 8-3-1 and 8-3-2 (According to ATHEX BoD Resolution No.20)

[3] - The information concerning OTC Stock Borrowing Transactions is based on the statements of the Dematerialised Securities System (DSS) operators involved and refers to volumes that have been registered up until the previous working day.

[4] - Average Price (Volume weighted)

[5] - The Data concerning Open Interest before the start of trading session

Lending Products	Underlying Title	Open Interest[5]	Multilateral Transactions[1]				Bilateral Transactions[2]		Stock Borrowing through OTC (volume)[3]	
			Volume(Offered)	Average Weighted	Transactions volume	Average Weighted	Transactions Volume	Average Weighted	Transactions Volume	
TITCBOR	TITAN CEMENT (CB)	13,800	---	---	---	---	---	---	225,756	
VIOBOR	VIOHALCO SA/IV (CB)	10,647	---	---	---	---	---	---	---	

Stock Lending Notes

[1] - Multilateral contracts Lending or Borrowing as per Methods 8-1, 8-2 and 8-3-3 (According to ATHEX BoD Resolution No.17)

[2] - Bilateral Contracts Lending or Borrowing as per Methods 8-3-1 and 8-3-2 (According to ATHEX BoD Resolution No.20)

[3] - The information concerning OTC Stock Borrowing Transactions is based on the statements of the Dematerialised Securities System (DSS) operators involved and refers to volumes that have been registered up until the previous working day.

[4] - Average Price (Volume weighted)

[5] - The Data concerning Open Interest before the start of trading session

Sectors codification for listed companies

12003-	ETF	10101010	Computer Services
10101015	Software	10102030	Computer Hardware
15101010	Telecommunications Equipment	15102015	Telecommunications Services
20101010	Health Care Facilities	20101025	Health Care Services
20102010	Medical Equipment	20103015	Pharmaceuticals
30101010	Banks	30202000	Diversified Financial Services
30202010	Asset Managers & Custodians	30202015	Investment Services
30204000	Closed End Investments	30302010	Full Line Insurance
30302015	Insurance Brokers	30302025	Property and Casualty Insurance
35101010	Real Estate Holding and Development	35101015	Real Estate Services
35102000	Diversified REITs	35102030	Office REITs
40201040	Rental & Leasing Services: Consumer	40202010	Home Construction
40202015	Household Furnishings	40202020	Household Appliance
40203040	Electronic Entertainment	40203045	Toys
40204020	Clothing & Accessories	40301010	Entertainment
40301030	Publishing	40301035	Radio & TV Broadcasters
40401010	Diversified Retailers	40401020	Apparel Retailers
40401025	Home Improvement Retailers	40401030	Specialty Retailers
40501010	Airlines	40501015	Travel & Tourism
40501020	Casinos & Gambling	40501025	Hotels & Motels
45101015	Distillers & Vintners	45101020	Soft Drinks
45102010	Farming Fishing Ranching & Plantations	45102020	Food Products
45103010	Tobacco	45201010	Food Retailers & Wholesalers
45201020	Personal Products	50101010	Construction
50101020	Building Roof/Wallboard and Plumbing	50101030	Cement
50101035	Building Materials: Other	50202010	Electrical Components
50203000	Diversified Industrials	50203015	Plastics
50203030	Containers & Packaging	50204000	Machinery: Industrial
50204020	Machinery: Construction & Handling	50205010	Industrial Suppliers
50205020	Back Office Support HR & Consulting	50205030	Forms & Bulk Printing Services
50206015	Commercial Vehicles & Parts	50206030	Marine Transportation
50206060	Transportation Services	55101000	Diversified Materials
55101020	Textile Products	55102000	General Mining
55102010	Iron & Steel	55102015	Metal Fabricating
55102035	Aluminum	60101020	Oil Refining and Marketing
65101010	Alternative Electricity	65101015	Conventional Electricity
65102030	Water		



ATHEX
Athens Stock Exchange

Λεωφ. Αθηνών 110 104 42 Αθήνα
110, Athinon Ave. GR 104 42 Athens
tel. (+30)210-33.66.800, fax (+30)210-33.66.101
www.athexgroup.gr