

22

Ημερήσιο Δελτίο  
Συναλλακτικής Δραστηριότητας

Daily Official List  
of Trading Activity

Monday, 28 March, 2022

Year: 143 Trading Day No: 58



**ATHEXGROUP**  
Athens Exchange Group

**Disclaimer:**

Hellenic Exchanges-Athens Stock Exchange S.A endeavours to ensure that the data and other material ("Information") presented on the Daily Official List are accurate and complete, but it is not liable for any errors or omissions of data or /and for the accuracy, credibility, updating and completeness of the aforesaid information nor it has any liability arising directly or indirectly from the use of the above Information.

The Company is not liable for the accuracy of the data included in listed companies' announcements. Only the sender of such an announcement is fully and solely liable for any infringement of third party's rights from the content of such announcement. All contents of the Daily Official List are provided only for information purposes and do not constitute investment advice or solicitation to invest in securities or other products listed for trading on the Exchange.

You acknowledge and agree that the Company is the owner of any property rights related to any Information appearing on the Daily Official List including intellectual property rights copyright, trademarks, etc.

The above data are a property of the Hellenic Exchanges-Athens Exchange and are copyright protected. Users are forbidden to reproduce, modify, copy, sale, transmit or redistribute, by all reproduction means and methods, part or the whole of the above data, without reference to their source.

The commercial exploitation of these data is, also, forbidden by third parties. Hellenic Exchanges-Athens Exchange does not carry any responsibility, direct or indirect, derived from usage or accidental alteration of the above data when used by third parties.

---

**Hellenic Exchanges – Athens Stock Exchange S.A.**

110 Athinon Ave., 10442 Athens, Tel: (210) 33.66.800, Fax: (210) 32.13.938

[www.athexgroup.gr](http://www.athexgroup.gr)

---

**Thessalonica Stock Exchange Center (T.S.E.C)**

16-18 Katouni Str., Thessalonica 546 25 Tel: (2310) 567.667, Fax: (2310) 530.545

---

**Athex Members Guarantee Fund**

14-16 Fidiou Str., Athens 106 78, Tel: (210) 33.04.682, Fax: (210) 33.04.155

---

**Hellenic Republic Capital Market Commission**

1 Kolokotroni Str. & 1 Stadiou Str., Athens 10562 Tel: (210) 33.77.100 Fax: (210) 33.77.173

---

**Table of Contents**

---

**Section 1: Statistical Figures of Securities, Derivatives and Lending**

Summary of Markets

Athex Indices

Analytic Figures for Athex Market's Boards and Categories

Trading Details by Athex Sectors and Financial Instruments (ETFs)

Top 10 best &amp; worst performing Shares

Derivatives Summary

**Section 2: Analytic Figures of Shares Transactions**

Analytic Figures of Shares Transactions

Shares' Notes

**Section 3: Figures of Securities Transactions**

Securities Blocks Details

Shares Rights Details

Stock Borrowing

Forced Sales Details

Forced Sales Registered Shares

Exchange Traded Funds (ETFs) Characteristics

**Section 5: Bonds traded in Fixed Income Assets Market**

Convertible Corporate Bonds - Regulated Market

Non Convertible Corporate Bonds - Regulated Market

Government Bonds

Treasury Bills &amp; Zero Coupon Government Bonds

Government Bonds Traded with the Open Outcry Method

State Banks Bonds

**Section 6: Additional Infos**

Athex &amp; ATHEXClear Members List

List of Stocks under Market Making operations

**Section 7: Derivatives Market Analytic Figures**

Index Futures

Stock Futures

Index Options

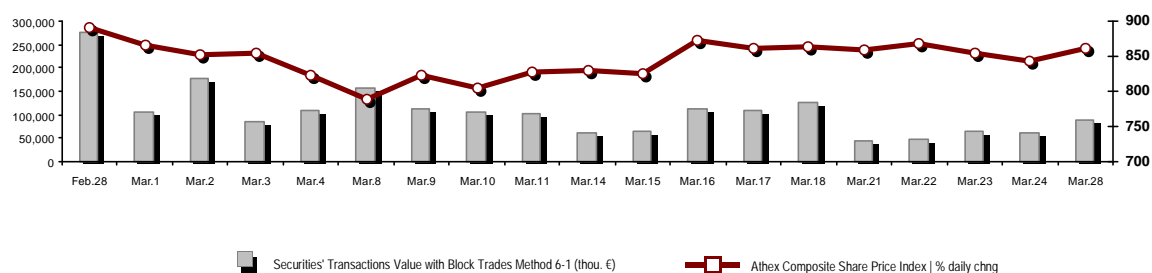
Stock Options

Stock Lending Analytic Figures

**Appendix A: Sectors codification for listed companies**

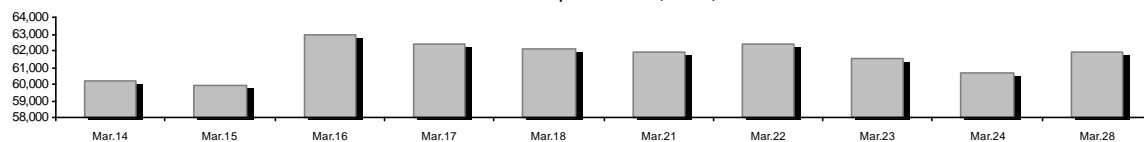
## Summary of Markets

Athex Composite Share Price Index vs Shares and Derivatives Transactions Value

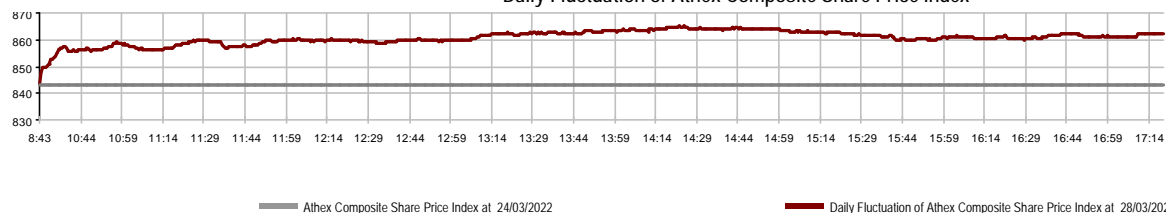


Athex Capitalisation (mill. €) **:	61,926.03		Derivatives Total Open Interest	291,149
Daily change: mill. €   %	1,259.44	2.08%	in Index Futures   % daily chng	2,868 -6.52%
Yearly Avg Capitalisation: mill. €   % chng prev year Avg	66,476.37	9.18%	in Stock Futures   % daily chng	287,001 -0.49%
Athex Composite Share Price Index   % daily chng	861.98	2.24%	in Index Options   % daily chng	612 15.47%
Athex Composite Share Price Index Capitalisation (mill. €)	56,184.13		in Stock Options   % daily chng	668 7.57%
Daily change (mill. €)	1,210.75			
Securities' Transactions Value with Block Trades Method 6-1 (t)	86,948.61		Derivatives Contracts Volume:	18,560
Daily change: %	25,471.64	41.43%	Daily change: pieces   %	3,193 20.78%
YtD Avg Trans. Value: thou. €   % chng prev year Avg	91,649.31	31.21%	YtD Avg Derivatives Contracts % chng prev year Avg	44,587 -6.46%
Blocks Transactions Value of Method 6-1 (thou. €)	22,526.20		Derivatives Trades Number:	1,513
Blocks Transactions Value of Method 6-2 & 6-3 (thou. €)	0.00		Daily change: number   %	309 25.66%
Bonds Transactions Value (thou.€)	783.08		YtD Avg Trades number % chng prev year Avg	2,451 15.83%
Securities' Transactions Volume with Block Trades Method 6-1 (tho)	24,214.68		Lending Total Open Interest	448,791
Daily change: thou. pieces   %	5,895.90	32.19%	Daily change: pieces   %	-55,243 -10.96%
YtD Avg Volume: % chng prev year Avg	40,647.58	18.87%	Lending Volume (Multilateral/Bilateral)	19,222
Blocks Transactions Volume of Method 6-1 (thou. Pieces)	1,905.78		Daily change: pieces   %	18,222
Blocks Transactions Volume of Method 6-2 & 6-3 (thou. Pieces)	0.00		Multilateral Lending	19,222
Bonds Transactions Volume	807,000		Bilateral Lending	0
Securities' Trades Number with Block Trades Method 6-1	30,423		Lending Trades Number:	14
Daily change: number   %	3,585	13.36%	Daily change: %	6
YtD Avg Trades number % chng prev year Avg	36,291	21.24%	Multilateral Lending Trades Number	14
Number of Blocks Method 6-1	14		Bilateral Lending Trades Number	0
Number of Blocks Method 6-2 & 6-3	0			
Number of Bonds Transactions	93			

Athex Capitalisation (mill. €) \*\*



Daily Fluctuation of Athex Composite Share Price Index



## Athex Indices

Index name	28/03/2022	24/03/2022	pts.	%	Min	Max	Year min	Year max	Year change
Athex Composite Share Price Index	861.98 #	843.11	18.87	2.24%	843.11	864.95	788.83	973.27	-3.51% €
Athex ESG Index	983.89 #	960.06	23.83	2.48%	960.06	987.78	888.47	1,131.24	-2.91% €
FTSE/Athex Large Cap	2,086.95 #	2,036.94	50.01	2.46%	2,036.94	2,095.25	1,884.54	2,384.15	-2.88% €
FTSE/Athex Mid Cap Index	1,474.82 #	1,456.44	18.38	1.26%	1,456.44	1,488.56	1,396.00	1,615.19	-1.15% €
FTSE/ATHEX-CSE Banking Index	474.83 #	458.00	16.83	3.67%	458.00	477.42	382.96	569.66	9.12% #
FTSE/ATHEX High Dividend Yield Index	2,901.96 #	2,847.72	54.24	1.90%	2,847.72	2,915.50	2,762.75	3,292.03	-6.51% €
FTSE/ATHEX Global Traders Index Plus	2,307.51 #	2,280.56	26.95	1.18%	2,280.56	2,324.64	2,205.66	2,580.30	-2.78% €
FTSE/ATHEX Mid & Small Cap Factor-Weighted Ind	4,596.22 #	4,559.18	37.04	0.81%	4,559.18	4,611.28	4,269.17	4,966.14	-1.55% €
ATHEX Select Index Plus	3,167.56 #	3,116.78	50.78	1.63%	3,116.78	3,179.20	2,990.50	3,578.04	-6.43% €
ATHEX Select Index	4,520.73 #	4,462.89	57.84	1.30%	4,462.89	4,525.94	4,076.44	4,953.99	-1.45% €
FTSE/Athex Market Index	502.63 #	491.42	11.21	2.28%	491.42	504.80	457.78	586.15	-6.25% €
Athex Composite Index Total Return Index	1,482.24 #	1,449.79	32.45	2.24%	1,449.79	1,487.35	1,356.45	1,673.61	-3.32% €
FTSE/Athex Large Cap Total Return	3,252.42 #	3,174.48	77.94	2.46%			2,944.22	3,702.87	-2.69% €
FTSE/Athex Mid Cap Total Return	1,895.38 #	1,871.76	23.62	1.26%			1,809.60	2,064.38	-1.15% €
FTSE/ATHEX-CSE Banking Total Return Index	408.84 #	394.35	14.49	3.67%			337.43	485.90	9.13% #
Hellenic Mid & Small Cap Index	1,317.35 #	1,296.59	20.76	1.60%	1,296.59	1,321.44	1,243.70	1,451.84	-4.05% €
FTSE/Athex Banks	627.37 #	605.13	22.24	3.68%	605.13	630.79	505.99	752.66	9.12% #
FTSE/Athex Insurance	3,004.21 €	3,020.11	-15.90	-0.53%	3,004.21	3,020.11	1,994.86	3,171.11	50.60% #
FTSE/Athex Financial Services	738.72 #	717.19	21.53	3.00%	717.19	745.99	691.33	831.60	-1.38% €
FTSE/Athex Industrial Goods & Services	3,546.16 #	3,475.32	70.84	2.04%	3,475.32	3,554.80	3,365.52	3,930.81	-4.97% €
FTSE/Athex Retail	49.56 #	48.82	0.74	1.52%	48.82	49.75	45.69	57.51	0.69% #
FTSE/ATHEX Real Estate	4,308.46 #	4,286.35	22.11	0.52%	4,267.91	4,343.28	3,948.68	5,179.83	-10.47% €
FTSE/Athex Consumer Goods & Services	7,799.12 #	7,754.10	45.02	0.58%	7,717.08	7,906.00	7,260.09	8,381.33	7.42% #
FTSE/Athex Food & Beverage	7,220.07 #	7,197.55	22.52	0.31%	7,197.55	7,341.34	6,714.13	12,058.75	-36.29% €
FTSE/Athex Basic Resources	6,949.80 #	6,717.75	232.05	3.45%	6,717.75	6,949.80	6,227.37	8,197.29	-6.05% €
FTSE/Athex Construction & Materials	2,808.12 #	2,753.34	54.78	1.99%	2,753.34	2,808.12	2,533.53	3,209.28	-5.73% €
FTSE/Athex Energy	3,609.06 #	3,534.28	74.78	2.12%	3,534.28	3,642.66	3,339.51	3,854.94	4.81% #
FTSE/Athex Travel & Leisure	2,072.88 #	2,034.06	38.82	1.91%	2,034.06	2,095.68	1,858.00	2,197.16	5.59% #
FTSE/Athex Technology	2,120.08 #	2,109.43	10.65	0.50%	2,104.10	2,157.42	1,912.15	2,281.35	-1.25% €
FTSE/Athex Telecommunications	4,584.61 #	4,413.91	170.70	3.87%	4,413.91	4,598.51	4,377.01	5,159.73	0.86% #
FTSE/Athex Utilities	4,530.69 #	4,442.11	88.58	1.99%	4,442.11	4,556.94	4,203.53	5,208.71	-12.04% €
FTSE/Athex Health Care	451.72 #	447.19	4.53	1.01%	447.19	458.52	418.89	611.35	-18.24% €
FTSE/Athex Personal Products	7,293.89 #	7,276.00	17.89	0.25%	7,132.14	7,513.44	6,680.63	8,868.58	-16.40% €
Athex All Share Index	217.07 #	212.64	4.43	2.08%	217.07	217.07	200.98	248.43	-5.65% €
Hellenic Corporate Bond Index	120.82 #	120.78	0.05	0.04%			119.78	127.89	-5.44% €
Hellenic Corporate Bond Price Index	89.63 #	89.60	0.03	0.03%			88.90	95.40	-6.03% €

Note 1: FTSE/Med 100, Hellenic Corporate Bond Price Index and Hellenic Corporate Bond Index closing prices refer to the previous trading day of 23/03/2022.

Note 2: The Hellenic Mid & Small Cap Index is a Customized index calculated by the Athens Exchange.

## Analytic Figures for Athex Market's Boards and Categories

	Total Traded Securities	Main Market	Surveillance	Exchange Traded Funds (ETFs)
Totals	116	107	8	1
Gain / Lose / Same:	79 / 19 / 18	75 / 18 / 14	3 / 1 / 4	1 / 0 / 0
Athex Capitalisation (mill. €) **	61,926.03	61,686.98	239.05	
Daily Average Trans/ons Value(thou.€)	91,649.31	91,458.14	244.90	13.46
Transactions Value	86,948.61	86,862.15	85.34	1.12
Main Board:	64,415.46	64,329.01	85.34	1.12
Blocks Board 6_2_3:	22,526.20	22,526.20	0.00	0.00
Forced Sales Board:	6.94	6.94	0.00	0.00
Special Terms Board:	0.00	0.00	0.00	0.00
Daily Average Transactions Volume	40,647,580	39,729,584	927,735	631
Transactions Volume	24,214,678	23,711,301	503,326	51
Main Board:	22,304,601	21,801,224	503,326	51
Blocks Board 6_2_3:	1,905,781	1,905,781	0	0
Forced Sales Board:	4,296	4,296	0	0
Special Terms Board:	0	0	0	0
Daily Average Number of Trades	36,291	36,004	285	3
Number of Trades	30,423	30,281	140	2
Main Board:	30,404	30,262	140	2
Blocks Board 6_2_3:	14	14	0	0
Forced Sales Board:	5	5	0	0
Special Terms Board:	0	0	0	0

## Trading Details by Athex Sectors and Financial Instruments (ETFs)

Code	Sectors	Gain / Lose / Same	Number of Trades	Transactions Volume	Transactions Value	% of Total Trans. Value
3010	- Banks	6 / 0 / 0	9,879	15,743,707	24,336,644.62	27.99%
5510	- Basic Resources	8 / 1 / 3	1,059	473,842	1,011,389.93	1.16%
5010	- Construction & Materials	9 / 2 / 1	1,739	732,370	1,999,311.57	2.30%
4020	- Consumer Products & Services	3 / 2 / 1	1,138	216,500	2,496,056.92	2.87%
6010	- Energy	3 / 1 / 0	1,834	342,468	3,941,197.45	4.53%
12000	- Financial Instruments	1 / 0 / 0	2	51	1,119.96	0.00%
3020	- Financial Services	3 / 0 / 0	495	886,789	235,414.11	0.27%
4510	- Food Beverage & Tobacco	5 / 1 / 4	629	121,383	1,646,641.40	1.89%
2010	- Health Care	2 / 0 / 1	38	11,229	9,670.23	0.01%
5020	- Industrial Goods & Service	10 / 5 / 0	2,464	910,856	3,626,407.75	4.17%
3030	- Insurance	0 / 2 / 0	19	9,854	72,659.98	0.08%
4030	- Media	0 / 1 / 0	37	13,009	6,107.84	0.01%
4520	- Personal Care, Drug & Grocery Stores	2 / 0 / 1	281	100,719	272,231.23	0.31%
3510	- Real Estate	5 / 0 / 3	804	262,352	1,231,784.36	1.42%
4040	- Retail	3 / 2 / 1	405	151,611	405,598.21	0.47%
1010	- Technology	8 / 2 / 1	1,083	282,227	1,090,204.49	1.25%
1510	- Telecommunications	2 / 0 / 0	2,448	1,408,769	22,852,373.20	26.28%
4050	- Travel & Leisure	5 / 0 / 1	2,250	716,666	8,337,456.58	9.59%
6510	- Utilities	4 / 0 / 1	3,819	1,830,276	13,376,337.03	15.38%

## Top 10 best &amp; worst performing Shares

## Main Market

With positive Price change	Closing price	change	With negative Price change	Closing price	change
KORDELLOS BROS SA (CR)	0.67	10.56% #	KTIMA KOSTAS LAZARIDIS SA (CR)	1.65	-5.71% Ⓔ
MOTODYNAMICS S.A. (CR)	2.3	7.48% #	PETROPOULOS PETROS (CR)	7.8	-2.01% Ⓔ
EUROCONSULTANTS S.A. (CR)	0.565	6.60% #	THRACE PLASTICS SA (CR)	4.98	-0.99% Ⓔ
NATIONAL BANK (CR)	3.23	4.97% #	EUROPEAN RELIANCE INSUR. (CR)	7.56	-0.53% Ⓔ
SPACE HELLAS SA (CR)	8.98	4.66% #	CENERGY HOLDINGS (CB)	3.245	-0.31% Ⓔ
VIOHALCO SA/NV (CB)	4.29	4.63% #	PLAISIO COMPUTERS SA (CR)	3.62	-0.27% Ⓔ
KARELIA (CR)	286	4.38% #	QUEST HOLDINGS (CR)	5.83	-0.17% Ⓔ
AUTOHELLAS SA (CR)	9.78	4.26% #	P.P.A. S.A. (CR)	16.78	-0.12% Ⓔ
OTE (CR)	16.4	3.86% #	TECHNICAL OLYMPIC SA (CR)	1.736	-0.12% Ⓔ
TERNA ENERGY (CR)	15.58	3.73% #			

With the highest Transactions Value	Value (thou. €)	change	With the highest Transactions Volume	Volume	change
OTE (CR)	22,826.47	3.86% #	ALPHA SERVICES HOLD (CR)	6,019,495	3.16% #
NATIONAL BANK (CR)	10,527.20	4.97% #	EUROBANK HOLDINGS (CR)	4,789,505	3.70% #
PPC (CR)	9,595.50	1.25% #	NATIONAL BANK (CR)	3,277,623	4.97% #
OPAP (CR)	8,189.05	1.86% #	PIRAEUS FINANCIAL HOLD (CR)	1,611,084	2.49% #
ALPHA SERVICES HOLD (CR)	6,588.10	3.16% #	OTE (CR)	1,405,831	3.86% #
EUROBANK HOLDINGS (CR)	4,948.96	3.70% #	PPC (CR)	1,320,361	1.25% #
MOTOR OIL (CR)	3,154.65	2.16% #	MARFIN INVESTMENT GROUP (CR)	833,929	1.05% #
TERNA ENERGY (CR)	2,977.59	3.73% #	OPAP (CR)	621,465	1.86% #
MYTILINEOS (CR)	2,626.32	2.63% #	ELLAKTOR (CR)	404,790	3.65% #
JUMBO SA (CR)	2,277.65	0.15% #	ADMIE (IPTO) HOLDING S.A. (CR)	295,605	0.00% -

Note: Stocks that are not included in the "Under Supervision" category, and the transactions value is more than 10,000 €.

## Derivatives Summary

	Number of Trades	Volume	Open Interest
<b>Index Futures</b>	<b>146</b>	<b>639</b>	<b>2,868</b>
FTSE/Athex Banks	0	0	0
FTSE/Athex Large Cap	146	639	2,868
<b>Stock Futures</b>	<b>1,365</b>	<b>17,881</b>	<b>287,001</b>
ADMIE (IPTO) HOLDING S.A. (CR)	1	4	4,450
ALPHA SERVICES HOLD (CR)	258	7,501	86,469
CC HBC AG (CR)	15	21	1,340
CENERGY HOLDINGS (CB)	35	128	10,035
ELLAKTOR (CR)	46	427	10,745
EUROBANK HOLDINGS (CR)	110	2,132	33,106
EYDAP S.A. (CR)	5	14	357
FOURLIS (CR)	8	32	2,251
GEK TERNA (CR)	5	13	5,637
HELLENIC EXCHANGES-A.S.E. (CR)	2	15	1,028
HELLENIC PETROLEUM (CR)	22	63	1,366
INTRACOM HOLDINGS (CR)	17	45	5,289
JUMBO SA (CR)	3	10	1,004
LAMDA DEVELOPMENT SA (CR)	56	187	5,144
MARFIN INVESTMENT GROUP (CR)	0	0	29,995
MOTOR OIL (CR)	29	114	2,178
MYTILINEOS (CR)	45	154	6,104
NATIONAL BANK (CR)	438	5,891	30,076
OPAP (CR)	30	84	1,546
OTE (CR)	25	120	1,287
P.P.A. S.A. (CR)	5	7	686
PIRAEUS FINANCIAL HOLD (CR)	35	336	21,882
PPC (CR)	83	298	14,333
TERNA ENERGY (CR)	62	208	1,868
TITAN CEMENT (CB)	9	24	904
VIOHALCO SA/NV (CB)	21	53	7,921
<b>Index Options</b>	<b>2</b>	<b>40</b>	<b>612</b>
FTSE/Athex Large Cap	2	40	612
<b>Stock Options</b>	<b>0</b>	<b>0</b>	<b>668</b>
ALPHA SERVICES HOLD (CR)	0	0	0
NATIONAL BANK (CR)	0	0	356
OPAP (CR)	0	0	65
OTE (CR)	0	0	25
PIRAEUS FINANCIAL HOLD (CR)	0	0	0
PPC (CR)	0	0	222
<b>Total Derivatives Traded</b>	<b>1,513</b>	<b>18,560</b>	<b>291,149</b>











Number of Outstanding Securities	Nominal Value	Dividends [1]			Date of Last Coupon		Note	Shares	Closing price	% change	Previous closing price/date	Open price	Price min	Price max	Last price	Avg price	Last Bid [7]	Last Ask [7]	P/E after tax	Year	Volume	Trades	Transactions Value[8]	Company Mkt Value (thou. €)	Year low	Year high	Sector[4]
		2019	2020	2021	Dividend [2]	Right																					
5,867,311	0.300	--	--	--	11/08/2010	28/04/2017	5243	DIONIC (CR)	0.11	-- ↘	0.11	30/06/2020	--	--	--	--	--	--	--	--	--	--	645.40	0.11	0.11	50205010	
66,948,210	0.300	--	--	--	22/09/2015	22/09/2015	5179	FOLLI FOLLIE (CR)	4.8	-- ↘	4.8	24/05/2018	--	--	--	--	--	--	--	--	--	--	321,351.41	4.8	4.8	40401030	
12,417,000	0.310	--	--	--	27/08/2019	28/08/2017	5233	MLS MULTIMEDIA SA (CR)	0.57	-- ↘	0.57	12/05/2020	--	--	--	--	--	--	--	--	--	--	7,077.69	0.57	0.57	10101015	
33,301,715	0.320	--	--	--	27/06/2003	08/07/2009	5241	AEGEK (CR)	0.035	-- ↘	0.035	25/06/2020	--	--	--	--	--	--	--	--	--	--	1,165.56	0.035	0.035	50101010	
4,737,503	0.320	--	--	--	22/06/2005	22/09/2015	5115	VARANGIS AVEPE S.A. (CR)	0.11	-- ↘	0.11	02/03/2022	--	--	--	--	--	--	--	--	--	--	521.13	0.11	0.11	40202015	
77,126,446	0.340	--	--	--	23/05/2005	18/08/2011	5206	G.E. DIMITRIOU (CR)	0.0125	-- ↘	0.0125	30/04/2019	--	--	--	--	--	--	--	--	--	--	964.08	0.0125	0.0125	40202020	
7,085,888	1.59	--	--	--	02/07/1996	06/09/2010	5216	ELVIEK (CR)	2.6	-- ↘	2.6	30/09/2019	--	--	--	--	--	--	--	--	--	--	18,423.31	2.6	2.6	35101010	
25,179,640	0.600	--	--	--	08/08/1994	19/09/2000	5191	J.BOUTARIS & SON (CR)	0.026	-- ↘	0.026	01/10/2018	--	--	--	--	--	--	--	--	--	--	742.45	0.026	0.026	45101015	
1,540,000	0.600	--	--	--	08/08/1994	19/09/2000	5192	J.BOUTARIS & SON (PR)	0.057	-- ↘	0.057	01/10/2018	--	--	--	--	--	--	--	--	--	--	742.45	0.057	0.057	45101015	

## Suspension Status

## Shares' Notes

Code	Note text
( )	- Adjusted dividends.
*	- Last adjusted closing price.
[1]	- Net dividends.
[2]	- The "Date of Last Coupon" for New listings refers to the date company's stocks started to trade in Athex
[3]	- The Company Market Value is referred to the number of outstanding shares
[4]	- Sectors codification can be found in Appendix A
[5]	- The Market Value refers to the total number of shares listed (including their several classes) in the exchange by the company.
[6]	- P/E greater than 100
[7]	- Last view of the Order Book before the end of the trading session
[8]	- All Blocks Methods' Transactions Value are included.
4750	- Transfer to the Under Surveillance Category from 8/4/2011.
4912	- Transfer to the Surveillance Category as of 31/7/2012.
4955	- Transfer to the Surveillance Category as from 5/4/2013.
4957	- Transfer to the Surveillance Category as from 5/4/2013.
4958	- Transfer to the Surveillance Category as from 5/4/2013.
4959	- Transfer to the Surveillance Category as from 5/4/2013.
5093	- Transfer to the Surveillance Category as of 8/4/2015.
5112	- Transfer to the Surveillance Category as of 15/04/2016.
5115	- Transfer to the Surveillance Category as of 15/04/2016.
5141	- Transfer to the Surveillance Category as of 10/05/2017.
5160	- Transfer to the Surveillance Category as of 15/04/2016.
5162	- Transfer to the Under Supervision Category as of 21/12/2009.
5165	- Transfer to the Surveillance Category as of 15/02/2018.
5179	- Suspension of trading as of 25/05/2018.
5191	- Suspension of trading as of 02/10/2018.
5192	- Suspension of trading as of 02/10/2018.
5193	- Transfer to the Surveillance Category as of 25/10/2018.
5194	- Transfer to the Surveillance Category as of 25/10/2018.
5197	- Transfer to the Surveillance Category as of 07/11/2018.
5206	- Suspension of trading as of 02/05/2019.
5216	- Suspension of trading as of 01/10/2019.
5232	- Transfer to the Under Surveillance Category from 08/04/2011.
5233	- Suspension of trading as of 13/05/2020.
5241	- Suspension of trading as of 26/06/2020.
5243	- Suspension of trading as of 01/07/2020.
5245	- Transfer to the Surveillance Category as of 09/07/2020.
5246	- Transfer to the Surveillance Category as of 09/07/2020.
5248	- Transfer to the Surveillance Category as of 06/09/20116.
5253	- Transfer to the Surveillance Category as of 14/5/2021.

## Securities Blocks Details

Securities	Block Volume	Price	Block Trade Value	Time of approval	Note
OPAP (CR)	150,000	13.10	1,965,000.00	10:36:15	20
NATIONAL BANK (CR)	100,000	3.16	315,700.00	10:52:04	20
JUMBO SA (CR)	25,000	13.71	342,750.00	12:09:46	20
OTE (CR)	75,000	16.12	1,209,000.00	12:23:02	20
OTE (CR)	550,000	16.20	8,910,000.00	12:58:19	20
OTE (CR)	25,000	16.20	405,000.00	12:59:01	20
PPC (CR)	50,000	7.30	365,000.00	13:17:04	20
PPC (CR)	60,000	7.30	438,000.00	13:25:50	20
OTE (CR)	45,515	16.38	745,308.13	14:58:12	20
OTE (CR)	100,000	16.38	1,638,000.00	14:59:42	20
OTE (CR)	53,599	16.37	877,415.63	15:51:29	20
PPC (CR)	275,597	7.25	1,998,078.25	15:54:27	20
PPC (CR)	345,538	7.25	2,505,150.50	16:10:12	20
OTE (CR)	50,532	16.07	811,796.58	17:06:54	20

## Blocks Notes

9 - Method 6-1 / Special Fees

10 - Method 6-1 / Special Fees, SDS

14 - Method 6-3 / Settlement, Incomplete Buy and Sell

18 - Method 6-2 / SPOT 1

19 - Method 6-2 / SPOT 2

20 - Method 6-1 and Method 6-1 Same Day Settlement

21 - Other Pre-agreed

**Shares Rights Details**

Occured date	Exercise from	Exercise until	Trading until	Rights	Price min	Price max	Closing price	Last Bid	Last Ask	Volume	Trades	Transactions Value
--------------	---------------	----------------	---------------	--------	-----------	-----------	---------------	----------	----------	--------	--------	--------------------

No Rights Transactions.



**Forced Sales Details**

Securities	Category of Security	Transactions Volume	Number of Trades	Transactions Value	Note
KTIMA KOSTAS LAZARIDIS SA (CR)	Stocks	4,174	3	6,887.10	1
AVE (CR)	Stocks	61	1	28.55	1

**Forced Sales Notes**

- 1 - Compulsory Public Forced Sales
- 2 - Forced Sales of Fixed Registered Shares
- 3 - Forced Sales of Remaining Fractional Shares

## Exchange Traded Funds (ETFs) Characteristics

	Transactions Date (T)	Creation / Redemption	Units (T-1)	New Units (T-1)	Redemption Units (T-1)	Units (T) [1]	Fund Assets [2]	Net Unit Price	Dividend per Unit	Dividend Date
ALPHA ETF FTSE Athex Large Cap	28/03/2022	5,000	882,175	---	---	882,175	18,118,120.00	20.5380	0.71	01/07/2021

## ETFs Notes

[1] - Units (T) = Units (T-1) + New Units (T-1) - Redemption Units (T-1)

[2] - The Creation / Redemption Units of T-1 are included.

## Non Convertible Corporate Bonds - Regulated Market

Num Listed Bonds	Nominal price	Issue price	Today's Rate	Exp. Date	Duration (years)	Note	Coupon		Trading Unit	Corporate Bonds	Accrued Int.	Yield.T.Mat	Price min	Price max	Closing price	Previous closing price/date	Volume	Transactions Value	Last order		ear min	Year max		
							Common	Preferred											Price	Buy / Sell			Date	
300,000	1,000.00	1,000.00	2.30	14/12/2028	7	---	1	---	1	GEK TERNA S.A. (Non Convertible)	6.7722	3.9910	90.7500	90.8900	90.7994	90.1000	23/03/2022	16,000	14,636.26	90.0100	B	28/03/2022	89.3899	100.0000
320,000	1,000.00	1,000.00	3.40	21/07/2027	7	---	4	---	1	LAMDA DEVELOPMENT S.A. (Non Convertible)	6.4222	3.2260	99.5000	100.0000	99.9393	99.2260	24/03/2022	148,000	148,348.56	99.5000	B	28/03/2022	93.0000	102.0000
200,000	1,000.00	1,000.00	2.10	27/10/2027	7	---	3	---	1	O.P.A.P. S.A. (Non Convertible)	8.9833	2.1120	99.5500	100.0000	99.6195	99.9410	24/03/2022	66,000	66,341.80	97.9600	B	28/03/2022	96.0000	101.7500
200,000	1,000.00	1,000.00	1.90	23/03/2028	7	---	3	---	1	MOTOR OIL CORINTH REFINERIES SA (Non Convertible)	0.3694	2.7890	95.0400	95.1000	95.1000	96.8870	24/03/2022	16,000	15,213.51	95.1000	B	28/03/2022	94.5000	99.2000
100,000	1,000.00	1,000.00	2.70	25/05/2026	5	---	2	---	1	COSTAMARE PARTICIPATIONS PLC (Non Convertible)	9.3750	3.4350	97.0001	97.0001	97.0001	97.0000	24/03/2022	2,000	1,958.75	97.0201	B	28/03/2022	95.3065	102.0000
300,000	1,000.00	1,000.00	2.30	20/07/2028	7	---	2	---	1	PRODEA REIC S.A.(Non Convertible)	4.4083	4.0740	90.5000	92.0000	90.6557	90.4990	24/03/2022	168,000	153,042.13	90.5600	B	28/03/2022	89.3428	98.1000
150,000	1,000.00	1,000.00	2.65	22/10/2026	5	---	1	---	1	CPLP SHIPPING HOLDINGS PLC (Non Convertible)	11.7042	2.9910	98.0000	98.9999	98.4714	95.5000	24/03/2022	35,000	34,874.63	96.1000	B	28/03/2022	94.2138	100.0000
500,000	1,000.00	1,000.00	2.75	03/07/2027	7	---	4	---	1	GEK TERNA S.A. (Non Convertible)	6.5694	4.3500	91.9999	92.3000	92.1529	91.6470	24/03/2022	34,000	31,555.36	91.7000	B	28/03/2022	90.5000	99.0000
120,000	1,000.00	1,000.00	2.65	06/12/2028	7	---	1	---	1	NOVAL PROPERTY REIC (Non Convertible)	8.3917	3.3460	---	---	---	95.9980	22/03/2022	---	---	93.1101	B	28/03/2022	91.5106	100.0000
175,000	1,000.00	1,000.00	3.40	26/07/2024	5	---	6	---	1	ATTICA HOLDINGS S.A. (Non Convertible)	5.9500	4.7200	96.0200	96.3000	96.2680	96.0210	24/03/2022	113,000	109,455.15	96.1100	B	28/03/2022	94.5217	99.4500
100,000	1,000.00	1,000.00	2.95	11/02/2027	5	---	1	---	1	SAFE BULKERS PARTICIPATIONS PLC (Non Convertible)	3.8514	4.2810	---	---	---	94.5030	23/03/2022	---	---	94.6000	B	28/03/2022	94.5000	99.9990
200,000	1,000.00	1,000.00	3.60	12/03/2026	7	---	7	---	1	AEGEAN AIRLINES S.A. (Non Convertible)	1.6000	3.9540	97.0000	98.0000	97.2500	97.8130	24/03/2022	88,000	85,720.80	97.1000	B	28/03/2022	95.8165	101.3000
150,000	1,000.00	1,000.00	2.60	22/10/2026	7	---	5	---	1	TERNA ENERGY FINANCE S.A. (Non Convertible)	11.4833	2.7960	---	---	---	98.4600	24/03/2022	---	---	96.1300	B	28/03/2022	92.9810	99.9900
100,000	1,000.00	1,000.00	2.80	25/01/2027	5	---	1	---	1	PREMIA S.A. (Non Convertible)	4.9778	4.2600	94.0000	94.0000	94.0000	94.8910	23/03/2022	14,000	13,229.69	94.0000	B	28/03/2022	92.2001	99.5000
120,000	1,000.00	1,000.00	3.95	04/04/2025	7	---	8	---	1	GEK TERNA S.A. (Non Convertible)	19.4208	3.2520	100.5000	100.5000	100.5000	100.1050	23/03/2022	3,000	3,073.26	100.1000	B	28/03/2022	99.3357	103.2000
90,000	1,000.00	1,000.00	3.00	11/05/2023	5	---	8	---	1	CORAL A.E. (Non Convertible)	11.5833	2.3540	100.1000	100.8000	100.4077	100.0600	22/03/2022	104,000	105,628.67	100.1000	B	28/03/2022	99.8036	102.0000
20,148	1,000.00	1,000.00	4.95	26/06/2023	5	---	8	---	1	B&F COMM. & GARM. INDUS. S.A. (Non Convertible)	12.7875	4.1650	---	---	---	100.0000	23/03/2022	---	---	100.0000	B	28/03/2022	99.0000	101.0000
250,000	1,000.00	1,000.00	2.45	16/11/2028	7	---	1	---	1	ELVALHALCOR S.A. (Non Convertible)	9.1194	3.1410	---	---	---	96.0000	24/03/2022	---	---	96.5000	B	28/03/2022	90.5001	100.2900

## Corporate Bonds Notes

Transactions Volume = (Pieces) \* (Nominal Price). Transactions Value = (Pieces) \* (Nominal Price) \* (price %) + (Accrued interest).

The price of a Bond is stated as a percentage (%) of Bond's Nominal Price.

Nominal Price in Euros (€), except if it is noted differently.

## Government Bonds

Number Listed Bonds	Nominal price	Today's Rate	Accrued Interest Calc	Exp. Date [1]	Duration (years)	Note	Coupons Date	Curr. coupon value	Trading Unit	Government Bonds	Price min	Price max	Closing price	Previous closing price/date	Volume	Transactions Value	Price	Last order Buy / Sell	Date
3,000,000	1,000.00	4.38	Actual/Actual	01/08/2022	5	---	01/08	4.38	1	GGB-FXD-010822-05Y-4.375-1.000	---	---	---	---	---	---	1.0000	B	28/11/2018
4,500,000	1,000.00	1.88	Actual/Actual	04/02/2035	15	---	04/02	1.88	1	GGB-FXD-040235-15Y-1.875-1.000	---	---	---	---	---	---	---	---	---
2,500,000	1,000.00	3.45	Actual/Actual	02/04/2024	5	---	02/04	3.45	1	GGB-FXD-020424-05Y-3.450-1.000	---	---	---	---	---	---	---	---	---
6,000,000	1,000.00	0.75	Actual/Actual	18/06/2031	10	---	18/06	0.75	1	GGB-FXD-180631-10Y-0.750-1.000	---	---	---	---	---	---	---	---	---
4,355,990,324	1.00	3.50	Actual/Actual	30/01/2023	5	---	01/02 - 31/01	3.50	1	GGB-FXD-300123-05Y-3.500-1.000	---	---	---	94.5720 13/07/2018	---	---	1.0000	B	28/11/2018
5,962,747,327	1.00	3.75	Actual/Actual	30/01/2028	10	---	/02 - 01/02 - 31/	3.75	1	GGB-FXD-300128-10Y-3.750-1.000	---	---	---	85.4610 13/07/2018	---	---	1.0000	B	28/11/2018
6,567,309,386	1.00	3.90	Actual/Actual	30/01/2033	15	---	/02 - 01/02 - 31/	3.90	1	GGB-FXD-300133-15Y-3.900-1.000	---	---	---	78.6730 13/07/2018	---	---	1.0000	B	28/11/2018
5,222,848,349	1.00	4.00	Actual/Actual	30/01/2037	19	---	/02 - 01/02 - 31/	4.00	1	GGB-FXD-300137-19Y-4.000-1.000	---	---	---	77.0370 13/07/2018	---	---	1.0000	B	28/11/2018
5,126,770,669	1.00	4.20	Actual/Actual	30/01/2042	24	---	/02 - 01/02 - 31/	4.20	1	GGB-FXD-300142-24Y-4.200-1.000	---	---	---	77.7640 13/07/2018	---	---	1.0000	B	28/11/2018
119,550,565	1.00	4.30	Actual/Actual	24/02/2023	11	---	24/02	4.30	1	GGB-FXD-240223-11Y-2.000-1.000	---	---	---	10.0000 22/06/2015	---	---	10.0000	B	11/07/2019
48,794,718	1.00	4.30	Actual/Actual	24/02/2024	12	---	24/02	4.30	1	GGB-FXD-240224-12Y-2.000-1.000	---	---	---	10.0000 22/06/2015	---	---	---	---	---
40,248,141	1.00	4.30	Actual/Actual	24/02/2025	13	---	24/02	4.30	1	GGB-FXD-240225-13Y-2.000-1.000	---	---	---	10.0000 22/06/2015	---	---	---	---	---
59,586,043	1.00	4.30	Actual/Actual	24/02/2026	14	---	24/02	4.30	1	GGB-FXD-240226-14Y-2.000-1.000	---	---	---	10.0000 22/06/2015	---	---	---	---	---
41,118,344	1.00	4.30	Actual/Actual	24/02/2027	15	---	24/02	4.30	1	GGB-FXD-240227-15Y-2.000-1.000	---	---	---	10.0000 22/06/2015	---	---	---	---	---
45,137,734	1.00	4.30	Actual/Actual	24/02/2028	16	---	24/02	4.30	1	GGB-FXD-240228-16Y-2.000-1.000	---	---	---	10.0000 22/06/2015	---	---	---	---	---
61,768,888	1.00	4.30	Actual/Actual	24/02/2029	17	---	24/02	4.30	1	GGB-FXD-240229-17Y-2.000-1.000	---	---	---	10.0000 22/06/2015	---	---	---	---	---
54,567,744	1.00	4.30	Actual/Actual	24/02/2030	18	---	24/02	4.30	1	GGB-FXD-240230-18Y-2.000-1.000	---	---	---	10.0000 22/06/2015	---	---	---	---	---
37,541,515	1.00	4.30	Actual/Actual	24/02/2031	19	---	24/02	4.30	1	GGB-FXD-240231-19Y-2.000-1.000	---	---	---	10.0000 22/06/2015	---	---	---	---	---
37,558,317	1.00	4.30	Actual/Actual	24/02/2032	20	---	24/02	4.30	1	GGB-FXD-240232-20Y-2.000-1.000	---	---	---	10.0000 22/06/2015	---	---	---	---	---
37,473,732	1.00	4.30	Actual/Actual	24/02/2033	21	---	24/02	4.30	1	GGB-FXD-240233-21Y-2.000-1.000	---	---	---	10.0000 22/06/2015	---	---	---	---	---
33,888,293	1.00	4.30	Actual/Actual	24/02/2034	22	---	24/02	4.30	1	GGB-FXD-240234-22Y-2.000-1.000	---	---	---	10.0000 22/06/2015	---	---	---	---	---
35,177,800	1.00	4.30	Actual/Actual	24/02/2035	23	---	24/02	4.30	1	GGB-FXD-240235-23Y-2.000-1.000	---	---	---	10.0000 22/06/2015	---	---	---	---	---
35,547,268	1.00	4.30	Actual/Actual	24/02/2036	24	---	24/02	4.30	1	GGB-FXD-240236-24Y-2.000-1.000	---	---	---	10.0000 22/06/2015	---	---	---	---	---
40,246,306	1.00	4.30	Actual/Actual	24/02/2037	25	---	24/02	4.30	1	GGB-FXD-240237-25Y-2.000-1.000	---	---	---	10.0000 22/06/2015	---	---	---	---	---
37,643,952	1.00	4.30	Actual/Actual	24/02/2038	26	---	24/02	4.30	1	GGB-FXD-240238-26Y-2.000-1.000	---	---	---	10.0000 22/06/2015	---	---	---	---	---
36,977,100	1.00	4.30	Actual/Actual	24/02/2039	27	---	24/02	4.30	1	GGB-FXD-240239-27Y-2.000-1.000	---	---	---	10.0000 22/06/2015	---	---	---	---	---
41,615,000	1.00	4.30	Actual/Actual	24/02/2040	28	---	24/02	4.30	1	GGB-FXD-240240-28Y-2.000-1.000	---	---	---	10.0000 22/06/2015	---	---	---	---	---
42,227,208	1.00	4.30	Actual/Actual	24/02/2041	29	---	24/02	4.30	1	GGB-FXD-240241-29Y-2.000-1.000	---	---	---	10.0000 22/06/2015	---	---	---	---	---
68,288,487	1.00	4.30	Actual/Actual	24/02/2042	30	---	24/02	4.30	1	GGB-FXD-240242-30Y-2.000-1.000	---	---	---	10.0000 22/06/2015	---	---	---	---	---
4,000,000	1,000.00	3.88	Actual/Actual	12/03/2029	10	---	12/03	3.88	1	GGB-FXD-120329-10Y-3.875-1.000	---	---	---	---	---	---	100.0000	B	15/10/2019
4,500,000	1,000.00	0.00	Actual/Actual	12/02/2026	5	---	12/02	0.00	1	GGB-FXD-120226-05Y-0.000-1.000	---	---	---	---	---	---	---	---	---
3,000,000	1,000.00	3.38	Actual/Actual	15/02/2025	7	---	15/02	3.38	1	GGB-FXD-150225-07Y-3.375-1.000	---	---	---	---	---	---	---	---	---
250,250	1,000.00	2.90	Actual/Actual	20/03/2023	4	---	20/03	2.90	1	GGB-FXD-200323-04Y-2.900-1.000	---	---	---	---	---	---	---	---	---
964,000	1,000.00	3.25	Actual/Actual	20/03/2025	6	---	20/03	3.25	1	GGB-FXD-200325-06Y-3.250-1.000	---	---	---	---	---	---	---	---	---

## Government Bonds Notes

Transactions Volume = (Pieces) \* (Nominal Price). Transactions Value = (Pieces) \* (Nominal Price) \* (price %) + (Accrued interest).

The Value of current coupon for the issues with NV 0.01 euro refers to NV 100 euros

FLR: Floating Interest Rate.

[1] - The Expiration Date of the interest bearing period and the Date for coupon payment.

## Government Bonds

Number Listed Bonds	Nominal price	Today's Rate	Accrued Interest Calc	Exp. Date [1]	Duration (years)	Note	Coupons Date	Curr. coupon value	Trading Unit	Government Bonds	Price min	Price max	Closing price	Previous closing price/date	Volume	Transactions Value	Price	Last order Buy / Sell	Date
2,100,000	1,000.00	3.55	Actual/Actual	20/03/2026	7	---	20/03	3.55	1	GGB-FXD-200326-07Y-3.550-1.000	---	---	---	---	---	---	---	---	---
40,000	1,000.00	0.22	FLR Actual/360	16/09/2022	1	---	16/03 - 16/09	---	1	GGB-FLT-160922-01Y-0.108-1.000	---	---	---	---	---	---	---	---	---
5,500,000	1,000.00	1.50	Actual/Actual	18/06/2030	10	---	18/06	1.50	1	GGB-FXD-180630-10Y-1.500-1.000	---	---	---	---	---	---	---	---	---
5,364,250	1,000.00	3.25	Actual/Actual	20/03/2050	30	---	20/03	3.25	1	GGB-FXD-200350-30Y-3.250-1.000	---	---	---	---	---	---	---	---	---
2,424,361	1,000.00	2.00	Actual/Actual	22/04/2027	7	---	22/04	2.00	1	GGB-FXD-220427-07Y-2.000-1.000	---	---	---	---	---	---	99.9000	B	22/04/2020
2,500,000	1,000.00	1.88	Actual/Actual	23/07/2026	7	---	23/07	1.88	1	GGB-FXD-230726-07Y-1.875-1.000	---	---	---	---	---	---	---	---	---
3,500,000	1,000.00	1.88	Actual/Actual	24/01/2052	30	---	24/01	1.88	1	GGB-FXD-240152-30Y-1.875-1.000	---	---	---	---	---	---	---	---	---
3,000,000	1,000.00	1.75	Actual/Actual	18/06/2032	10	---	18/06	1.75	1	GGB-FXD-180632-10Y-1.750-1.000	---	---	---	---	---	---	---	---	---

## Government Bonds Notes

Transactions Volume = (Pieces) \* (Nominal Price). Transactions Value = (Pieces) \* (Nominal Price) \* (price %) + (Accrued interest).

The Value of current coupon for the issues with NV 0.01 euro refers to NV 100 euros

FLR: Floating Interest Rate.

[1] - The Expiration Date of the interest bearing period and the Date for coupon payment.

Treasury Bills & Zero Coupon Government Bonds

Issue Date	13-Week Maturity									26-Week Maturity							52-Week Maturity										
	Exp. Date	Initial Rate	Num Listed Bonds	Nominal price	Issue price	Last Trade Price	Last Trade Date	Volume Traded	Note	Exp. Date	Initial Rate	Num Listed Bonds	Nominal price	Issue price	Last Trade Price	Last Trade Date	Volume Traded	Note	Exp. Date	Initial Rate	Num Listed Bonds	Nominal price	Issue price	Last Trade Price	Last Trade Date	Volume Traded	Note
11/06/2021	---	---	---	---	---	---	---	---	---	---	---	---	---	---	---	---	---	---	10/06/2022	-0.31	1,600,000	1,000.00	1,003.10	---	---	---	---
10/09/2021	---	---	---	---	---	---	---	---	---	---	---	---	---	---	---	---	---	---	09/09/2022	-0.31	1,000,000	1,000.00	1,003.14	---	---	---	---
10/12/2021	---	---	---	---	---	---	---	---	---	---	---	---	---	---	---	---	---	---	09/12/2022	-0.40	600,000	1,000.00	1,004.06	---	---	---	---

Bonds in Circulation	Currency / Min nominal traded Value	Coupons Payment Date	Current Coupon Value	Note	Coupon	Trading Unit	Issue Date	Duration (years)	Today's Interest	A.I.C in days	Bonds	Last price of previous days		Last Outcry in Cash (euro)			Trades in Pieces	Life min	Life Max
												Price	Buy / Sell	Price	Buy / Sell	Date			
<b>Corporate Bonds in Foreign Currency and Euro</b>																			
103,746	GBP / 10	01/12	0.25	---	63	1	01/12/1930	98	2.5	360	National Mortgage Bank	2.27	05/02/1996	2.27	S	05/02/1996	---	2.27	2.27
0	GBP / 10	01/12	0.25	---	65	1	01/12/1928	100	2.5	360	National Mortgage Bank	---	---	---	---	---	---	---	---

## Government Bonds Notes

A.I.C: Accrued Interest Calculation base.

FLR: Floating Interest Rate.

The minimum tradeable Nominal Value for all Demeterialised Government Titles is 100 Euros.

(μφρ-0)

## Athex &amp; ATHEXClear Members List

Member Name				Stock Market			Derivatives Market		ATHEXClear Member	
	Address	Phone	Fax	Market Member	Remote Member	Market Maker	Proprietary	Market Maker	General Clearing	Direct Clearing
A. SARRIS SECURITIES S.A.				a						
6, ΔΡΑΓΑΤΣΑΝΙΟΥ 6 ΑΘΗΝΑ	2103367700									
AEONIC SECURITIES C.I.F. P.L.C.				a	a					
, ΛΑΪΟΥ 6, ΓΡ. 301B, ANNA COURT	35725337600									
ALPHA BANK S.A.									a	
, ΣΤΑΔΙΟΥ 40 ΑΘΗΝΑ	2103260000									
ALPHA FINANCE INVESTMENT SERVICES SINGLE MEMBER SA				a		a	a	a		a
5, ΜΕΡΛΙΝ 5 ΑΘΗΝΑ	2103677400									
ARGUS STOCKBROKERS LTD				a	a		a			
25, 25 ΛΕΩΦΟΡΟΣ ΔΗΜΟΣΘΕΝΗ ΣΕΒΕΡΗ	0035722717000									
ATLANTIC SECURITIES LTD				a	a					
37, ΠΡΟΔΡΟΜΟΥ 37	0035722445400									
AXON SECURITIES S.A.				a			a			
48, ΣΤΑΔΙΟΥ 48 ΑΘΗΝΑ	2103363800									
BETA SECURITIES S.A.				a		a	a			a
29, Α.ΑΛΕΞΑΝΔΡΑΣ 29 ΑΘΗΝΑ	2106478930									
BNP PARIBAS SECURITIES SERVICES									a	
2, ΛΑΜΨΑΚΟΥ 2 ΑΘΗΝΑ	2107468500									
BOFA SECURITIES EUROPE SA				a	a					
, 112 AVENUE KL'BER 75116	+33 153655555									
CAPITAL SECURITIES S.A.				a			a			
58, ΜΗΤΡΟΠΟΛΕΩΣ 58 ΑΘΗΝΑ	2103369700									
CFS SECURITIES INVESTMENT SERVICES S.A.				a						
3, ΠΑΠΑΡΡΗΓΟΠΟΥΛΟΥ 3 ΑΘΗΝΑ	2103360800									
CITIGROUP GLOBAL MARKETS EUROPE AG				a	a					
16, REUTERWEG 16 FRANKFURT	+49 691366-0									
CITIGROUP GLOBAL MARKETS LIMITED				a						
1, 33 CANADA SQUARE - CANARY WHARF	+44 02079864000									
CREDIT SUISSE BANK (EUROPE), S.A.				a	a					
, CALLE AYALA 42, 3A PLANTA-B MADRID	+34917916000									
CREDIT SUISSE SECURITIES (EUROPE) LIMITED				a						
1, ONE CABOT SQUARE LONDON	+44 2078888888									
CYCLOS SECURITIES S.A.				a			a			
39, ΠΑΝΕΠΙΣΤΗΜΙΟΥ 39 ΑΘΗΝΑ	2103364300									
DEUTSCHE BANK S.A.					a					
1, GREAT WINCHESTER STREET LONDON	+44 20 754 54209	00441133361437								
EUROBANK EQUITIES INVESTMENT FIRM S.A				a		a	a	a		a
, ΦΙΛΕΛΗΝΩΝ 10 & ΞΕΝΟΦΩΝΤΟΣ 13 ΑΘΗΝΑ	2103720425									
EUROBANK S.A.									a	
, ΟΘΩΝΟΣ 8 ΑΘΗΝΑ	2103337000									
EUROCORP INVESTMENT SERVICES S.A.				a			a			a
14, ΠΛ.ΦΙΛΙΚΗΣ ΕΤΑΙΡΕΙΑΣ 14 ΑΘΗΝΑ	2107263600									
EUROTRUST INVESTMENT FIRM SA				a						
113, ΣΕΒΑΣΤΟΥΠΟΛΕΩΣ 113 ΑΘΗΝΑ	2103363100									
EUROXX SECURITIES S.A.				a		a	a	a		a
7, ΠΑΛΑΙΟΛΟΓΟΥ ΧΑΛΑΝΔΡΙ	(210)-6879400	(210)-6879401								
7, ΠΑΛΕΟΛΟΓΟΥ ΧΑΛΑΝΔΡΙ	+30 2106879400	210-6879401								
G. A. PERVANAS SECURITIES- INVESTMENT SERVICES S.A.				a						
7-9, ΣΟΦΟΚΛΕΟΥΣ 7-9 ΑΘΗΝΑ	2103727200									
GLOBAL CAPITAL SECURITIES & FINANCIAL SERVICES LTD				a	a					
50, ΛΑΡΧΙΕΠΙΣΚΟΠΟΥ ΜΑΚΑΡΙΟΥ Γ50	0035722710710									
HELLENIC AMERICAN SECURITIES S.A.				a		a	a			a
27, ΑΝΔΡΕΑ ΠΑΠΑΝΔΡΕΟΥ 27 ΜΑΡΟΥΣΙ	2103311100									
HELLENIC BANK (INVESTMENTS) LTD					a					
, ΑVE.ΚΥΡΙΑΚΟΥ ΜΑΤΣΙ 31 - ΡΟ BOX 24747 NICOSIA	+357 22500100	357 22500110								
HSBC CONTINENTAL EUROPE									a	
109-111, Α.ΜΕΣΟΓΕΙΩΝ 109-111	2106960000									
INDEX SECURITIES S.A.				a						
6, ΔΡΑΓΑΤΣΑΝΙΟΥ 6 ΑΘΗΝΑ	2103213920									
J. CHR. MAVRIKIS SECURITIES S.A.				a						
5, ΣΟΦΟΚΛΕΟΥΣ 5 ΑΘΗΝΑ	2103216730									
ΚΑΡΡΑ SECURITIES S.A.				a			a			
15, ΒΑΛΑΩΡΙΤΟΥ 15 ΑΘΗΝΑ	2103678600									



Athex & ATHEXClear Members List

Member Name				Stock Market			Derivatives Market		ATHEXClear Member	
	Address	Phone	Fax	Market Member	Remote Member	Market Maker	Proprietary	Market Maker	General Clearing	Direct Clearing
KARAMANOF SECURITIES & INVESTMENT SERVICES S.A.				a						
2, ΠΛΑΓ.ΘΕΟΔΩΡΩΝ 2 ATHINA	2103212947									
LAIKI FINANCIAL SERVICES LTD					a					
26, AVE. VYRONOS NICOSIA	357 22367367	357 22718567								
LEON DEPOLAS SECURITIES S.A.				a		a	a			
1, ΧΡΗΣΤΟΥ ΛΑΔΑ 1 ATHINA	2103213276 -28									
MEGA EQUITY SECURITIES & FINANCIAL SERVICES PUBLIC LTD				a	a		a			
42-44, ΛΕΩΦ.ΓΡΙΒΑ ΔΙΓΕΝΗ 42-44	0035722711711									
MERIT SECURITIES S.A				a		a	a			a
5, ΣΟΦΟΚΛΕΟΥΣ 5 ATHINA	2103671880									
MERRILL LYNCH INTERNATIONAL				a						
2, 2 KING EDWARD STREET LONDON	+44 20276281000									
N. CHRYSOCHOIDIS SECURITIES S.A.				a			a			a
7-9, ΣΟΦΟΚΛΕΟΥΣ 7-9 ATHINA	2103213913									
NATIONAL BANK OF GREECE S.A.				a			a		a	
86, ΑΙΟΛΟΥ STR. ATHINA	(210)-3341000	(210)-3228187								
68, ΑΚΑΔΙΜΙΑΣ STR. ATHINA	(210)-3328817	(210)-3328678								
NATIONAL SECURITIES SINGLE MEMBER SA				a		a	a	a		
66, ΛΕΩΦΟΡΟΣ ΑΘΗΝΩΝ 128-132 & ΙΦΙΓΕΝΙΑΣ ATHINA	2103328784									
NUNTIUS BROKERAGE AND INVESTMENT SERVICES S.A				a						
6, ΔΡΑΓΑΤΣΑΝΙΟΥ 6 ATHINA	2103350599									
ONE PLUS CAPITAL LIMITED				a	a					
, 75 PRODROMOU AVENUE NICOSIA 1307	35722873760									
OPTIMA BANK S.A.				a		a	a	a	a	
32, ΑΙΓΙΑΛΕΙΑΣ 32 & ΠΑΡΑΔΕΙΣΟΥ MAROUSI	2108173663									
PANTELAKIS SECURITIES S.A.				a		a	a	a		
57, ΕΘΝΙΚΗΣ ΑΝΤΙΣΤΑΣΕΩΣ 57, ΚΤΙΠΙΟ Β CHALANDRI	2106965000									
PEGASUS SECURITIES S.A				a			a			
17, ΒΑΛΑΩΡΙΤΟΥ 17 & ΑΜΕΡΙΚΗΣ ATHINA	2103670700									
PIRAEUS BANK S.A.				a			a		a	
, ΑΜΕΡΙΚΗΣ 4 ATHINA	2103335000									
PIRAEUS SECURITIES S. A.				a		a	a	a		a
10, ΣΤΑΔΙΟΥ 10 ATHINA	2103354100									
PROCHOICE SECURITIES LTD				a	a					
57, ΛΕΩΦ.ΣΠΥΡΟΥ ΚΥΠΡΙΑΝΟΥ 57, ΑΚΙΝΗΤΑ Φ	035724661192									
SHARELINK SECURITIES & FINANCIAL SERVICES LTD				a			a			
6, HOUSE-ΘΕΟΤΟΚΗ 6 ΜΕΓΑΡΟ ΕΛΛΗΝΑ	+357 22554200									
SOCIETE GENERALE S.A.				a	a		a			
, 17 COURS VALMY, CEDEX	+157290504									
SOLIDUS SECURITIES S.A				a			a			a
64, ΛΟΥΙΖΗΣ ΠΙΑΝΚΟΥΡ 64 ATHINA	2106900600									
ST. EM. LAVRENTAKIS SECURITIES S.A.				a			a			
7-9, ΣΟΦΟΚΛΕΟΥΣ 7-9 ATHINA	2103213336									
THE CYPRUS INVESTMENT & SECURITIES CORPORATION LTD				a	a					
154, ΛΕΩΦ. ΚΥΡΗΝΕΙΑΣ	0035722121700									
UBS EUROPE SE				a	a					
, OPERNTURM, BOCKENHEIMER LANDSTRASSE 2-4	496921790									
UBS LIMITED					a					
1, FINSBURY AVENUE LONDON	+44 2075687135									

## List of Stocks under Market Making operations

Securities	Market Maker	Start Market Making	Stock Category
MLS MULTIMEDIA SA (CR)			Suspension Status
	PIRAEUS SECURITIES S. A.	01/08/2019	
ALPHA ETF FTSE Athex Large Cap			Exchange Traded Funds (ETFs)
	ALPHA FINANCE INVESTMENT SERVICES SINGLE MEMBER SA	02/01/1900	
	NATIONAL SECURITIES SINGLE MEMBER SA	02/01/1900	
ADMIE (IPTO) HOLDING S.A. (CR)			Main Market
	EUROBANK EQUITIES INVESTMENT FIRM S.A	24/05/2021	
	HELLENIC AMERICAN SECURITIES S.A.	09/03/2020	
	PIRAEUS SECURITIES S. A.	29/06/2017	
AEGEAN AIRLINES (CR)			Main Market
	EUROBANK EQUITIES INVESTMENT FIRM S.A	22/09/2020	
ALPHA SERVICES HOLD (CR)			Main Market
	ALPHA FINANCE INVESTMENT SERVICES SINGLE MEMBER SA	29/02/2016	
	EUROBANK EQUITIES INVESTMENT FIRM S.A	22/10/2006	
	HELLENIC AMERICAN SECURITIES S.A.	25/07/2014	
	LEON DEPOLAS SECURITIES S.A.	04/01/2016	
	MERIT SECURITIES S.A	03/09/2012	
	NATIONAL SECURITIES SINGLE MEMBER SA	02/01/1900	
	PIRAEUS SECURITIES S. A.	28/05/2009	
ANDROMEDA SA (CR)			Main Market
	BETA SECURITIES S.A.	15/02/2021	
AS COMPANY SA (CR)			Main Market
	EUROBANK EQUITIES INVESTMENT FIRM S.A	01/04/2019	
ATTICA BANK S.A. (CR)			Main Market
	EUROXX SECURITIES S.A.	22/01/2016	
AUTOHELLAS SA (CR)			Main Market
	ALPHA FINANCE INVESTMENT SERVICES SINGLE MEMBER SA	01/07/2019	
	EUROXX SECURITIES S.A.	02/07/2018	
AVAX S.A. (CR)			Main Market
	EUROBANK EQUITIES INVESTMENT FIRM S.A	14/12/2015	
	PIRAEUS SECURITIES S. A.	01/02/2021	
AVE (CR)			Main Market
	EUROXX SECURITIES S.A.	05/06/2020	
BRIQ PROPERTIES (CR)			Main Market
	EUROBANK EQUITIES INVESTMENT FIRM S.A	09/09/2019	
	LEON DEPOLAS SECURITIES S.A.	22/02/2021	
BYTE COMPUTER SA (CR)			Main Market
	MERIT SECURITIES S.A	04/08/2008	
CC HBC AG (CR)			Main Market
	BETA SECURITIES S.A.	08/03/2021	
	NATIONAL SECURITIES SINGLE MEMBER SA	02/01/1900	
	PIRAEUS SECURITIES S. A.	04/05/2015	
CENERGY HOLDINGS (CB)			Main Market
	ALPHA FINANCE INVESTMENT SERVICES SINGLE MEMBER SA	02/01/2016	
	EUROBANK EQUITIES INVESTMENT FIRM S.A	02/01/2016	
	OPTIMA BANK S.A.	14/03/2022	
CNL CAPITAL (CR)			Main Market
	MERIT SECURITIES S.A	01/10/2018	
EKTER SA (CR)			Main Market
	EUROBANK EQUITIES INVESTMENT FIRM S.A	16/10/2017	
	LEON DEPOLAS SECURITIES S.A.	21/05/2018	
ELASTRON (CR)			Main Market
	LEON DEPOLAS SECURITIES S.A.	20/02/2017	
ELLAKTOR (CR)			Main Market
	ALPHA FINANCE INVESTMENT SERVICES SINGLE MEMBER SA	18/03/2019	
	EUROBANK EQUITIES INVESTMENT FIRM S.A	01/06/2012	
	EUROXX SECURITIES S.A.	24/09/2018	
	NATIONAL SECURITIES SINGLE MEMBER SA	02/01/1900	
	PIRAEUS SECURITIES S. A.	22/10/2018	
ELTON SA (CR)			Main Market
	BETA SECURITIES S.A.	03/09/2012	
	LEON DEPOLAS SECURITIES S.A.	01/04/2019	
ELVALHALCOR (CR)			Main Market
	ALPHA FINANCE INVESTMENT SERVICES SINGLE MEMBER SA	07/05/2018	
	EUROBANK EQUITIES INVESTMENT FIRM S.A	07/05/2018	
ELVE SA (CR)			Main Market
	LEON DEPOLAS SECURITIES S.A.	02/11/2020	
ENTERSOFT (CR)			Main Market
	EUROBANK EQUITIES INVESTMENT FIRM S.A	22/06/2020	

## List of Stocks under Market Making operations

Securities	Stock Category
Market Maker	Start Market Making
<b>EUROBANK HOLDINGS (CR)</b>	<b>Main Market</b>
ALPHA FINANCE INVESTMENT SERVICES SINGLE MEMBER SA	09/01/2006
EUROBANK EQUITIES INVESTMENT FIRM S.A	01/06/2012
HELLENIC AMERICAN SECURITIES S.A.	25/07/2014
LEON DEPOLAS SECURITIES S.A.	30/11/2018
MERIT SECURITIES S.A	06/11/2017
NATIONAL SECURITIES SINGLE MEMBER SA	02/01/1900
PIRAEUS SECURITIES S. A.	28/09/2009
<b>EYDAP S.A. (CR)</b>	<b>Main Market</b>
ALPHA FINANCE INVESTMENT SERVICES SINGLE MEMBER SA	27/01/2020
EUROBANK EQUITIES INVESTMENT FIRM S.A	10/06/2019
<b>FOURLIS (CR)</b>	<b>Main Market</b>
EUROBANK EQUITIES INVESTMENT FIRM S.A	01/12/2016
PIRAEUS SECURITIES S. A.	06/03/2017
<b>GEK TERNA (CR)</b>	<b>Main Market</b>
BETA SECURITIES S.A.	08/03/2021
EUROBANK EQUITIES INVESTMENT FIRM S.A	24/05/2021
PIRAEUS SECURITIES S. A.	29/08/2019
<b>GR. SARANTIS S.A. (CR)</b>	<b>Main Market</b>
BETA SECURITIES S.A.	14/05/2012
EUROBANK EQUITIES INVESTMENT FIRM S.A	24/10/2016
<b>HELLENIC EXCHANGES-A.S.E. (CR)</b>	<b>Main Market</b>
HELLENIC AMERICAN SECURITIES S.A.	01/09/2014
NATIONAL SECURITIES SINGLE MEMBER SA	02/01/1900
PIRAEUS SECURITIES S. A.	04/05/2015
<b>HELLENIC PETROLEUM (CR)</b>	<b>Main Market</b>
HELLENIC AMERICAN SECURITIES S.A.	14/09/2015
PIRAEUS SECURITIES S. A.	20/03/2017
<b>IDEAL HOLDINGS (CR)</b>	<b>Main Market</b>
EUROBANK EQUITIES INVESTMENT FIRM S.A	07/06/2021
PIRAEUS SECURITIES S. A.	07/06/2021
<b>IKTINOS HELLAS SA (CR)</b>	<b>Main Market</b>
ALPHA FINANCE INVESTMENT SERVICES SINGLE MEMBER SA	01/04/2019
EUROBANK EQUITIES INVESTMENT FIRM S.A	25/02/2019
NATIONAL SECURITIES SINGLE MEMBER SA	02/01/1900
<b>INFORM P. LYKOS (CR)</b>	<b>Main Market</b>
BETA SECURITIES S.A.	31/01/2022
<b>INTERCONTINENTAL (CR)</b>	<b>Main Market</b>
LEON DEPOLAS SECURITIES S.A.	03/06/2019
<b>INTERWOOD-XYLEMPORIA (CR)</b>	<b>Main Market</b>
EUROBANK EQUITIES INVESTMENT FIRM S.A	05/07/2021
PANTELAKIS SECURITIES S.A.	01/07/2021
<b>INTRAKAT (CR)</b>	<b>Main Market</b>
BETA SECURITIES S.A.	04/10/2021
<b>JUMBO SA (CR)</b>	<b>Main Market</b>
BETA SECURITIES S.A.	01/02/2021
EUROBANK EQUITIES INVESTMENT FIRM S.A	25/05/2020
MERIT SECURITIES S.A	06/11/2017
PIRAEUS SECURITIES S. A.	06/03/2017
<b>KARAMOLEGOS SA (CR)</b>	<b>Main Market</b>
EUROXX SECURITIES S.A.	04/10/2019
<b>KLOUKINAS - LAPPAS SA (CR)</b>	<b>Main Market</b>
BETA SECURITIES S.A.	22/09/2014
<b>KRI-KRI S.A. (CR)</b>	<b>Main Market</b>
EUROBANK EQUITIES INVESTMENT FIRM S.A	07/05/2018
LEON DEPOLAS SECURITIES S.A.	16/01/2017
<b>LAMDA DEVELOPMENT SA (CR)</b>	<b>Main Market</b>
EUROBANK EQUITIES INVESTMENT FIRM S.A	08/12/2014
PANTELAKIS SECURITIES S.A.	06/11/2017
PIRAEUS SECURITIES S. A.	29/06/2017
<b>LAMPSA HOTEL SA (CR)</b>	<b>Main Market</b>
LEON DEPOLAS SECURITIES S.A.	16/01/2017
<b>MARFIN INVESTMENT GROUP (CR)</b>	<b>Main Market</b>
EUROBANK EQUITIES INVESTMENT FIRM S.A	23/03/2015
PIRAEUS SECURITIES S. A.	02/02/2009

List of Stocks under Market Making operations

Securities	Market Maker	Start Market Making	Stock Category
<b>MOTOR OIL (CR)</b>			<b>Main Market</b>
BETA SECURITIES S.A.		08/03/2021	
EUROBANK EQUITIES INVESTMENT FIRM S.A		22/10/2006	
LEON DEPOLAS SECURITIES S.A.		01/04/2019	
MERIT SECURITIES S.A		25/02/2019	
NATIONAL SECURITIES SINGLE MEMBER SA		02/01/1900	
PIRAEUS SECURITIES S. A.		04/05/2015	
<b>MYTILINEOS (CR)</b>			<b>Main Market</b>
ALPHA FINANCE INVESTMENT SERVICES SINGLE MEMBER SA		15/04/2019	
EUROBANK EQUITIES INVESTMENT FIRM S.A		20/09/2017	
MERIT SECURITIES S.A		25/02/2019	
NATIONAL SECURITIES SINGLE MEMBER SA		02/01/1900	
PIRAEUS SECURITIES S. A.		04/05/2015	
<b>NATIONAL BANK (CR)</b>			<b>Main Market</b>
ALPHA FINANCE INVESTMENT SERVICES SINGLE MEMBER SA		09/01/2006	
EUROBANK EQUITIES INVESTMENT FIRM S.A		22/10/2006	
HELLENIC AMERICAN SECURITIES S.A.		25/07/2014	
LEON DEPOLAS SECURITIES S.A.		20/05/2015	
MERIT SECURITIES S.A		03/09/2012	
NATIONAL SECURITIES SINGLE MEMBER SA		02/01/1900	
PIRAEUS SECURITIES S. A.		08/09/2008	
<b>OPAP (CR)</b>			<b>Main Market</b>
ALPHA FINANCE INVESTMENT SERVICES SINGLE MEMBER SA		09/01/2006	
EUROBANK EQUITIES INVESTMENT FIRM S.A		22/10/2006	
HELLENIC AMERICAN SECURITIES S.A.		25/07/2014	
MERIT SECURITIES S.A		20/03/2017	
NATIONAL SECURITIES SINGLE MEMBER SA		02/01/1900	
PIRAEUS SECURITIES S. A.		04/05/2015	
<b>OTE (CR)</b>			<b>Main Market</b>
ALPHA FINANCE INVESTMENT SERVICES SINGLE MEMBER SA		09/01/2006	
EUROBANK EQUITIES INVESTMENT FIRM S.A		22/10/2006	
HELLENIC AMERICAN SECURITIES S.A.		25/07/2014	
LEON DEPOLAS SECURITIES S.A.		20/04/2015	
MERIT SECURITIES S.A		20/03/2017	
NATIONAL SECURITIES SINGLE MEMBER SA		02/01/1900	
PIRAEUS SECURITIES S. A.		08/09/2008	
<b>P.P.A. S.A. (CR)</b>			<b>Main Market</b>
EUROBANK EQUITIES INVESTMENT FIRM S.A		06/02/2019	
<b>PAPOUTSANIS (CR)</b>			<b>Main Market</b>
BETA SECURITIES S.A.		25/11/2013	
EUROBANK EQUITIES INVESTMENT FIRM S.A		06/12/2021	
<b>PETROPOULOS PETROS (CR)</b>			<b>Main Market</b>
EUROBANK EQUITIES INVESTMENT FIRM S.A		01/04/2019	
PANTELAKIS SECURITIES S.A.		16/03/2020	
<b>PIRAEUS FINANCIAL HOLD (CR)</b>			<b>Main Market</b>
ALPHA FINANCE INVESTMENT SERVICES SINGLE MEMBER SA		15/04/2019	
EUROBANK EQUITIES INVESTMENT FIRM S.A		22/10/2006	
EUROXX SECURITIES S.A.		15/02/2016	
HELLENIC AMERICAN SECURITIES S.A.		25/07/2014	
LEON DEPOLAS SECURITIES S.A.		30/11/2018	
MERIT SECURITIES S.A		16/09/2013	
NATIONAL SECURITIES SINGLE MEMBER SA		02/01/1900	
PIRAEUS SECURITIES S. A.		16/02/2009	
<b>PLAISIO COMPUTERS SA (CR)</b>			<b>Main Market</b>
EUROBANK EQUITIES INVESTMENT FIRM S.A		02/03/2015	
<b>PPC (CR)</b>			<b>Main Market</b>
ALPHA FINANCE INVESTMENT SERVICES SINGLE MEMBER SA		09/01/2006	
BETA SECURITIES S.A.		01/02/2021	
EUROBANK EQUITIES INVESTMENT FIRM S.A		22/10/2006	
HELLENIC AMERICAN SECURITIES S.A.		01/09/2014	
MERIT SECURITIES S.A		06/11/2017	
NATIONAL SECURITIES SINGLE MEMBER SA		02/01/1900	
PIRAEUS SECURITIES S. A.		28/09/2009	
<b>PREMIA (CR)</b>			<b>Main Market</b>
BETA SECURITIES S.A.		01/06/2021	
PANTELAKIS SECURITIES S.A.		23/12/2021	
<b>PROFILE SA (CR)</b>			<b>Main Market</b>
PANTELAKIS SECURITIES S.A.		01/07/2019	

List of Stocks under Market Making operations

Securities	Market Maker	Start Market Making	Stock Category
<b>QUEST HOLDINGS (CR)</b>			
	BETA SECURITIES S.A.	26/03/2018	Main Market
	EUROBANK EQUITIES INVESTMENT FIRM S.A	28/01/2019	
<b>TERNA ENERGY (CR)</b>			
	BETA SECURITIES S.A.	08/03/2021	Main Market
	EUROBANK EQUITIES INVESTMENT FIRM S.A	24/05/2021	
	PIRAEUS SECURITIES S. A.	09/12/2019	
<b>THRACE PLASTICS SA (CR)</b>			
	ALPHA FINANCE INVESTMENT SERVICES SINGLE MEMBER SA	26/03/2018	Main Market
	EUROBANK EQUITIES INVESTMENT FIRM S.A	26/03/2018	
<b>TITAN CEMENT (CB)</b>			
	BETA SECURITIES S.A.	01/02/2021	Main Market
	EUROBANK EQUITIES INVESTMENT FIRM S.A	06/11/2019	
	PIRAEUS SECURITIES S. A.	18/01/2021	
<b>TZIRAKIAN PROFIL (CR)</b>			
	LEON DEPOLAS SECURITIES S.A.	19/07/2021	Main Market
<b>UNIBIOS (CR)</b>			
	LEON DEPOLAS SECURITIES S.A.	01/02/2021	Main Market
<b>VIOHALCO SA/NV (CB)</b>			
	ALPHA FINANCE INVESTMENT SERVICES SINGLE MEMBER SA	11/03/2008	Main Market
	EUROBANK EQUITIES INVESTMENT FIRM S.A	04/03/2014	
	MERIT SECURITIES S.A	17/03/2014	

Underlying Asset				Derivatives Market													
Price max	Price min	Closing price	change	Delivery Month	Open price	Price max	Price min	Last price	Closing price	Last Bid	Last Ask	Fixing price*	Life high	Life low	Trades	Volume	Open Interest
<b>FTSE/Athex Large Cap</b>				(Trade Unit: 1 Index Point x 2€, Cash Settlement)													
2,095.25	2,036.94	2,086.95	2.46%	April 2022	2,058.00	2,095.00	2,058.00	2,087.00	2,087.00	---	---	---	2,350.00	---	141	608	2,747
				May 2022	2,068.75	2,090.00	2,068.75	2,087.00	2,087.00	---	---	---	2,090.00	---	5	31	121
				June 2022	---	---	---	---	2,046.50	---	---	---	---	---	---	---	---
				September 2022	---	---	---	---	2,056.75	---	---	---	---	---	---	---	---
				December 2022	---	---	---	---	2,067.25	---	---	---	---	---	---	---	---
				March 2023	---	---	---	---	2,077.50	---	---	---	---	---	---	---	---
<b>FTSE/Athex Banks</b>				(Trade Unit: 1 Index Point x 15€, Cash Settlement)													
630.79	605.13	627.37	3.68%	June 2022	---	---	---	---	611.75	---	---	---	617.75	---	---	---	---
				September 2022	---	---	---	---	611.00	---	---	---	---	---	---	---	---
				December 2022	---	---	---	---	614.00	---	---	---	---	---	---	---	---
				March 2023	---	---	---	---	617.25	---	---	---	---	---	---	---	---

Derivatives notes

Fixing prices and final open positions can be retrieved from the following path <http://www.helex.gr/el/web/guest/statistics-end-of-day-derivatives>

Underlying Asset				Derivatives Market													
Price max	Price min	Closing price	change	Delivery Month	Open price	Price max	Price min	Last price	Closing price	Last Bid	Last Ask	Fixing price*	Life high	Life low	Trades	Volume	Open Interest
<b>ADMIE (IPTO) HOLDING S.A. (CR)</b>				(Contract Size: 100 Securities, Physical Delivery)													
2.23	2.195	2.2	0.00%	June 2022	2.22	2.22	2.22	2.22	2.22	---	---	---	2.35	---	1	4	4,450
				September 2022	---	---	---	---	2.22	---	---	---	---	---	---	---	---
				December 2022	---	---	---	---	2.23	---	---	---	---	---	---	---	---
				March 2023	---	---	---	---	2.24	---	---	---	---	---	---	---	---
<b>ALPHA SERVICES HOLD (CR)</b>				(Contract Size: 100 Securities, Physical Delivery)													
1.104	1.083	1.093	3.16%	June 2022	1.08	1.11	1.08	1.10	1.10	---	---	---	1.45	---	258	7,501	86,439
				September 2022	---	---	---	---	1.06	---	---	---	1.27	---	---	---	30
				December 2022	---	---	---	---	1.08	---	---	---	---	---	---	---	---
				March 2023	---	---	---	---	1.08	---	---	---	---	---	---	---	---
<b>CC HBC AG (CR)</b>				(Contract Size: 100 Securities, Physical Delivery)													
19.495	19.11	19.17	0.31%	June 2022	19.30	19.46	19.27	19.27	19.27	---	---	---	27.57	---	15	21	1,340
				September 2022	---	---	---	---	19.30	---	---	---	---	---	---	---	---
				December 2022	---	---	---	---	19.39	---	---	---	---	---	---	---	---
				March 2023	---	---	---	---	19.49	---	---	---	---	---	---	---	---
<b>CENERGY HOLDINGS (CB)</b>				(Contract Size: 100 Securities, Physical Delivery)													
3.375	3.245	3.245	-0.31%	June 2022	3.35	3.37	3.26	3.27	3.27	---	---	---	3.98	---	35	128	10,035
				September 2022	---	---	---	---	3.29	---	---	---	---	---	---	---	---
				December 2022	---	---	---	---	3.30	---	---	---	---	---	---	---	---
				March 2023	---	---	---	---	3.32	---	---	---	---	---	---	---	---
<b>ELLAKTOR (CR)</b>				(Contract Size: 100 Securities, Physical Delivery)													
1.234	1.2	1.22	3.65%	June 2022	1.19	1.24	1.18	1.23	1.23	---	---	---	1.36	---	46	427	10,745
				September 2022	---	---	---	---	1.19	---	---	---	---	---	---	---	---
				December 2022	---	---	---	---	1.19	---	---	---	---	---	---	---	---
				March 2023	---	---	---	---	1.20	---	---	---	---	---	---	---	---
<b>EUROBANK HOLDINGS (CR)</b>				(Contract Size: 100 Securities, Physical Delivery)													
1.045	1.015	1.0375	3.70%	June 2022	1.01	1.05	1.01	1.05	1.05	---	---	---	1.15	---	110	2,132	33,106
				September 2022	---	---	---	---	1.01	---	---	---	---	---	---	---	---
				December 2022	---	---	---	---	1.02	---	---	---	---	---	---	---	---
				March 2023	---	---	---	---	1.02	---	---	---	---	---	---	---	---
<b>EYDAP S.A. (CR)</b>				(Contract Size: 100 Securities, Physical Delivery)													
7.03	6.75	6.95	2.96%	June 2022	7.02	7.02	7.02	7.02	7.02	---	---	---	7.05	---	5	14	357
				September 2022	---	---	---	---	6.82	---	---	---	---	---	---	---	---
				December 2022	---	---	---	---	6.85	---	---	---	---	---	---	---	---
				March 2023	---	---	---	---	6.88	---	---	---	---	---	---	---	---

Derivatives notes

Fixing prices and final open positions can be retrieved from the following path <http://www.helex.gr/el/web/guest/statistics-end-of-day-derivatives>

Underlying Asset				Derivatives Market													
Price max	Price min	Closing price	change	Delivery Month	Open price	Price max	Price min	Last price	Closing price	Last Bid	Last Ask	Fixing price*	Life high	Life low	Trades	Volume	Open Interest
<b>FOURLIS (CR)</b>				(Contract Size: 100 Securities, Physical Delivery)													
3.79	3.725	3.74	0.40%	June 2022	3.78	3.81	3.77	3.79	3.79	---	---	---	4.14	---	8	32	2,251
				September 2022	---	---	---	---	3.76	---	---	---	---	---	---	---	---
				December 2022	---	---	---	---	3.78	---	---	---	---	---	---	---	---
				March 2023	---	---	---	---	3.80	---	---	---	---	---	---	---	---
<b>GEK TERNA (CR)</b>				(Contract Size: 100 Securities, Physical Delivery)													
8.84	8.76	8.81	0.34%	June 2022	8.84	8.86	8.82	8.86	8.86	---	---	---	9.56	---	5	13	5,637
				September 2022	---	---	---	---	8.87	---	---	---	---	---	---	---	---
				December 2022	---	---	---	---	8.91	---	---	---	---	---	---	---	---
				March 2023	---	---	---	---	8.95	---	---	---	---	---	---	---	---
<b>HELLENIC EXCHANGES-A.S.E. (CR)</b>				(Contract Size: 100 Securities, Physical Delivery)													
3.7	3.605	3.66	3.24%	June 2022	3.64	3.67	3.64	3.67	3.67	---	---	---	4.08	---	2	15	1,028
				September 2022	---	---	---	---	3.58	---	---	---	---	---	---	---	---
				December 2022	---	---	---	---	3.60	---	---	---	---	---	---	---	---
				March 2023	---	---	---	---	3.62	---	---	---	---	---	---	---	---
<b>HELLENIC PETROLEUM (CR)</b>				(Contract Size: 100 Securities, Physical Delivery)													
7.3	7.15	7.18	2.13%	June 2022	6.96	7.04	6.93	6.98	6.98	---	---	---	7.08	---	22	63	1,366
				September 2022	---	---	---	---	7.10	---	---	---	---	---	---	---	---
				December 2022	---	---	---	---	7.13	---	---	---	---	---	---	---	---
				March 2023	---	---	---	---	7.17	---	---	---	---	---	---	---	---
<b>INTRACOM HOLDINGS (CR)</b>				(Contract Size: 100 Securities, Physical Delivery)													
1.718	1.67	1.684	1.08%	June 2022	1.69	1.73	1.69	1.72	1.72	---	---	---	1.92	---	17	45	5,289
				September 2022	---	---	---	---	1.68	---	---	---	---	---	---	---	---
				December 2022	---	---	---	---	1.69	---	---	---	---	---	---	---	---
				March 2023	---	---	---	---	1.70	---	---	---	---	---	---	---	---
<b>JUMBO SA (CR)</b>				(Contract Size: 100 Securities, Physical Delivery)													
13.76	13.41	13.54	0.15%	June 2022	13.76	13.76	13.69	13.69	13.69	---	---	---	13.94	---	3	10	1,004
				September 2022	---	---	---	---	13.65	---	---	---	---	---	---	---	---
				December 2022	---	---	---	---	13.72	---	---	---	---	---	---	---	---
				March 2023	---	---	---	---	13.79	---	---	---	---	---	---	---	---
<b>LAMDA DEVELOPMENT SA (CR)</b>				(Contract Size: 100 Securities, Physical Delivery)													
6.22	6.08	6.165	0.41%	June 2022	6.23	6.25	6.13	6.14	6.14	---	---	---	7.07	---	56	187	5,144
				September 2022	---	---	---	---	6.20	---	---	---	---	---	---	---	---
				December 2022	---	---	---	---	6.23	---	---	---	---	---	---	---	---
				March 2023	---	---	---	---	6.26	---	---	---	---	---	---	---	---

Derivatives notes

Fixing prices and final open positions can be retrieved from the following path <http://www.helex.gr/el/web/guest/statistics-end-of-day-derivatives>



Underlying Asset				Derivatives Market													
Price max	Price min	Closing price	change	Delivery Month	Open price	Price max	Price min	Last price	Closing price	Last Bid	Last Ask	Fixing price*	Life high	Life low	Trades	Volume	Open Interest
<b>MARFIN INVESTMENT GROUP (CR)</b>																	
(Contract Size: 100 Securities, Physical Delivery)																	
0.03	0.0286	0.0289	1.05%	June 2022	---	---	---	---	0.029	---	---	---	0.031	---	---	---	29,995
				September 2022	---	---	---	---	0.029	---	---	---	---	---	---	---	---
				December 2022	---	---	---	---	0.029	---	---	---	---	---	---	---	---
				March 2023	---	---	---	---	0.029	---	---	---	---	---	---	---	---
<b>MOTOR OIL (CR)</b>																	
(Contract Size: 100 Securities, Physical Delivery)																	
13.8	13.41	13.7	2.16%	June 2022	13.60	13.82	13.60	13.82	13.82	---	---	---	14.02	---	29	114	2,178
				September 2022	---	---	---	---	13.54	---	---	---	---	---	---	---	---
				December 2022	---	---	---	---	13.61	---	---	---	---	---	---	---	---
				March 2023	---	---	---	---	13.68	---	---	---	---	---	---	---	---
<b>MYTILINEOS (CR)</b>																	
(Contract Size: 100 Securities, Physical Delivery)																	
14.45	14.1	14.45	2.63%	June 2022	14.14	14.48	14.14	14.48	14.48	---	---	---	15.69	---	45	154	6,104
				September 2022	---	---	---	---	14.22	---	---	---	---	---	---	---	---
				December 2022	---	---	---	---	14.29	---	---	---	---	---	---	---	---
				March 2023	---	---	---	---	14.36	---	---	---	---	---	---	---	---
<b>NATIONAL BANK (CR)</b>																	
(Contract Size: 100 Securities, Physical Delivery)																	
3.259	3.128	3.23	4.97%	June 2022	3.12	3.26	3.12	3.24	3.24	---	---	---	3.79	---	438	5,891	29,936
				September 2022	---	---	---	---	3.10	---	---	---	3.18	---	---	---	140
				December 2022	---	---	---	---	3.12	---	---	---	---	---	---	---	---
				March 2023	---	---	---	---	3.14	---	---	---	---	---	---	---	---
<b>OPAP (CR)</b>																	
(Contract Size: 100 Securities, Physical Delivery)																	
13.34	12.99	13.15	1.86%	June 2022	13.13	13.29	13.10	13.20	13.20	---	---	---	13.56	---	27	80	1,468
				September 2022	12.51	12.95	12.51	12.95	12.95	---	---	---	12.95	---	3	4	78
				December 2022	---	---	---	---	13.10	---	---	---	---	---	---	---	---
				March 2023	---	---	---	---	13.17	---	---	---	---	---	---	---	---
<b>OTE (CR)</b>																	
(Contract Size: 100 Securities, Physical Delivery)																	
16.455	15.79	16.4	3.86%	June 2022	16.12	16.47	16.05	16.47	16.47	---	---	---	18.10	---	25	120	1,276
				September 2022	---	---	---	---	15.67	---	---	---	15.67	---	---	---	11
				December 2022	---	---	---	---	16.02	---	---	---	---	---	---	---	---
				March 2023	---	---	---	---	16.10	---	---	---	---	---	---	---	---
<b>P.P.A. S.A. (CR)</b>																	
(Contract Size: 100 Securities, Physical Delivery)																	
16.84	16.6	16.78	-0.12%	June 2022	16.80	16.82	16.72	16.72	16.72	---	---	---	17.03	---	5	7	686
				September 2022	---	---	---	---	16.96	---	---	---	---	---	---	---	---
				December 2022	---	---	---	---	17.05	---	---	---	---	---	---	---	---
				March 2023	---	---	---	---	17.13	---	---	---	---	---	---	---	---

Derivatives notes

Fixing prices and final open positions can be retrieved from the following path <http://www.helex.gr/el/web/guest/statistics-end-of-day-derivatives>

Underlying Asset				Derivatives Market													
Price max	Price min	Closing price	change	Delivery Month	Open price	Price max	Price min	Last price	Closing price	Last Bid	Last Ask	Fixing price*	Life high	Life low	Trades	Volume	Open Interest
<b>PIRAEUS FINANCIAL HOLD (CR)</b>				(Contract Size: 100 Securities, Physical Delivery)													
1.404	1.367	1.399	2.49%	June 2022	1.39	1.41	1.38	1.40	1.40	---	---	---	1.68	---	35	336	21,882
				September 2022	---	---	---	---	1.38	---	---	---	---	---	---	---	---
				December 2022	---	---	---	---	1.39	---	---	---	---	---	---	---	---
				March 2023	---	---	---	---	1.39	---	---	---	---	---	---	---	---
<b>PPC (CR)</b>				(Contract Size: 100 Securities, Physical Delivery)													
7.37	7.185	7.3	1.25%	June 2022	7.35	7.39	7.26	7.30	7.30	---	---	---	9.47	---	83	298	14,333
				September 2022	---	---	---	---	7.28	---	---	---	---	---	---	---	---
				December 2022	---	---	---	---	7.32	---	---	---	---	---	---	---	---
				March 2023	---	---	---	---	7.35	---	---	---	---	---	---	---	---
<b>TERNA ENERGY (CR)</b>				(Contract Size: 100 Securities, Physical Delivery)													
15.8	15.2	15.58	3.73%	June 2022	15.31	15.74	15.28	15.55	15.55	---	---	---	15.95	---	55	175	1,806
				September 2022	15.34	15.58	15.22	15.42	15.42	---	---	---	15.64	---	7	33	62
				December 2022	---	---	---	---	15.24	---	---	---	---	---	---	---	---
				March 2023	---	---	---	---	15.32	---	---	---	---	---	---	---	---
<b>TITAN CEMENT (CB)</b>				(Contract Size: 100 Securities, Physical Delivery)													
13.02	12.66	13.02	3.33%	June 2022	12.40	12.97	12.40	12.97	12.97	---	---	---	14.58	---	9	24	904
				September 2022	---	---	---	---	12.72	---	---	---	---	---	---	---	---
				December 2022	---	---	---	---	12.79	---	---	---	---	---	---	---	---
				March 2023	---	---	---	---	12.85	---	---	---	---	---	---	---	---
<b>VIOHALCO SA/NV (CB)</b>				(Contract Size: 100 Securities, Physical Delivery)													
4.295	4.16	4.29	4.63%	June 2022	4.20	4.22	4.15	4.21	4.21	---	---	---	5.31	---	21	53	7,921
				September 2022	---	---	---	---	4.14	---	---	---	---	---	---	---	---
				December 2022	---	---	---	---	4.16	---	---	---	---	---	---	---	---
				March 2023	---	---	---	---	4.18	---	---	---	---	---	---	---	---

Derivatives notes

Fixing prices and final open positions can be retrieved from the following path <http://www.helex.gr/el/web/guest/statistics-end-of-day-derivatives>

FTSE/Athex Large Cap

(Trade Unit: 1 Index Point x 2€ - Exercise Style: European, Cash Settlement)

Call Options														Put Options																						
April 2022							May 2022							Other Months		April 2022							May 2022							Other Months						
Exercise Price	Open price	Price max	Price min	Last price	Closing price	Volume	Open Interest	Open price	Price max	Price min	Last price	Closing price	Volume	Open Interest	Volume	Open Interest	Open price	Price max	Price min	Last price	Closing price	Volume	Open Interest	Open price	Price max	Price min	Last price	Closing price	Volume	Open Interest	Volume	Open Interest	Exercise Price			
1,775	0.00	0.00	0.00	-	262.00	-	-	0.00	0.00	0.00	-	278.00	-	-			0.00	0.00	0.00	-	2.40	-	-	0.00	0.00	0.00	-	16.25	-	-			1,775			
1,800	0.00	0.00	0.00	-	238.00	-	-	0.00	0.00	0.00	-	257.00	-	-			0.00	0.00	0.00	-	3.70	-	-	0.00	0.00	0.00	-	20.50	-	-			1,800			
1,825	0.00	0.00	0.00	-	215.00	-	-	0.00	0.00	0.00	-	237.00	-	-			0.00	0.00	0.00	-	5.50	-	1	0.00	0.00	0.00	-	25.25	-	-			1,825			
1,850	0.00	0.00	0.00	-	193.00	-	-	0.00	0.00	0.00	-	217.00	-	-			0.00	0.00	0.00	-	8.10	-	-	0.00	0.00	0.00	-	30.75	-	-			1,850			
1,875	0.00	0.00	0.00	-	171.00	-	-	0.00	0.00	0.00	-	199.00	-	-			0.00	0.00	0.00	-	11.50	-	-	0.00	0.00	0.00	-	37.25	-	-			1,875			
1,900	0.00	0.00	0.00	-	151.00	-	20	0.00	0.00	0.00	-	181.00	-	-			0.00	0.00	0.00	-	16.00	-	23	0.00	0.00	0.00	-	44.50	-	-			1,900			
1,925	0.00	0.00	0.00	-	131.00	-	20	0.00	0.00	0.00	-	165.00	-	-			0.00	0.00	0.00	-	21.50	-	45	0.00	0.00	0.00	-	52.50	-	-			1,925			
1,950	0.00	0.00	0.00	-	113.00	-	40	0.00	0.00	0.00	-	149.00	-	-			0.00	0.00	0.00	-	28.50	-	30	0.00	0.00	0.00	-	62.00	-	-			1,950			
1,975	0.00	0.00	0.00	-	96.50	-	25	0.00	0.00	0.00	-	134.00	-	-			0.00	0.00	0.00	-	36.75	-	25	0.00	0.00	0.00	-	72.00	-	-			1,975			
2,000	0.00	0.00	0.00	-	81.50	-	2	0.00	0.00	0.00	-	120.00	-	-			0.00	0.00	0.00	-	46.75	-	32	0.00	0.00	0.00	-	83.00	-	-			2,000			
2,050	0.00	0.00	0.00	-	56.00	-	1	0.00	0.00	0.00	-	95.50	-	-			0.00	0.00	0.00	-	71.00	-	21	0.00	0.00	0.00	-	108.00	-	-			2,050			
2,100	0.00	0.00	0.00	-	36.75	-	86	0.00	0.00	0.00	-	75.00	-	21			0.00	0.00	0.00	-	102.00	-	20	112.00	112.00	111.00	111.00	111.00	40	-			2,100			
2,150	0.00	0.00	0.00	-	23.00	-	6	0.00	0.00	0.00	-	57.50	-	-			0.00	0.00	0.00	-	138.00	-	60	0.00	0.00	0.00	-	170.00	-	20			2,150			
2,200	0.00	0.00	0.00	-	13.75	-	-	0.00	0.00	0.00	-	43.75	-	-			0.00	0.00	0.00	-	178.00	-	20	0.00	0.00	0.00	-	206.00	-	-			2,200			
2,250	0.00	0.00	0.00	-	7.70	-	22	0.00	0.00	0.00	-	32.50	-	-			0.00	0.00	0.00	-	222.00	-	5	0.00	0.00	0.00	-	245.00	-	-			2,250			
2,300	0.00	0.00	0.00	-	4.20	-	43	0.00	0.00	0.00	-	24.00	-	-			0.00	0.00	0.00	-	269.00	-	3	0.00	0.00	0.00	-	286.00	-	-			2,300			
2,350	0.00	0.00	0.00	-	2.10	-	1	0.00	0.00	0.00	-	17.50	-	-			0.00	0.00	0.00	-	317.00	-	-	0.00	0.00	0.00	-	329.00	-	-			2,350			
2,400	0.00	0.00	0.00	-	1.10	-	-	0.00	0.00	0.00	-	12.50	-	-			0.00	0.00	0.00	-	366.00	-	20	0.00	0.00	0.00	-	374.00	-	-			2,400			
2,450	0.00	0.00	0.00	-	0.50	-	-	0.00	0.00	0.00	-	8.70	-	-			0.00	0.00	0.00	-	415.00	-	-	0.00	0.00	0.00	-	420.00	-	-			2,450			
2,500	0.00	0.00	0.00	-	0.22	-	-	0.00	0.00	0.00	-	6.10	-	-			0.00	0.00	0.00	-	465.00	-	-	0.00	0.00	0.00	-	467.00	-	-			2,500			
2,550	0.00	0.00	0.00	-	0.10	-	-	0.00	0.00	0.00	-	4.20	-	-			0.00	0.00	0.00	-	514.00	-	-	0.00	0.00	0.00	-	515.00	-	-			2,550			
2,600	0.00	0.00	0.00	-	0.04	-	-	0.00	0.00	0.00	-	2.80	-	-			0.00	0.00	0.00	-	564.00	-	-	0.00	0.00	0.00	-	564.00	-	-			2,600			
2,650	0.00	0.00	0.00	-	0.02	-	-	-	-	-	-	-	-	-			0.00	0.00	0.00	-	614.00	-	-	-	-	-	-	-	-	-			2,650			
Totals:						0	266							0	21	0	0							0	305							40	20	0	0	
Number of Trades:						0							0							0							2							0		

ALPHA SERVICES HOLD (CR)

(Contract Size: 100 Securities, Exercise Style: American, Physical Delivery)

Call Options														Put Options																				
April 2022							May 2022							Other Months		April 2022							May 2022							Other Months		Exercise Price		
Open price	Price max	Price min	Last price	Closing price	Volume	Open Interest	Open price	Price max	Price min	Last price	Closing price	Volume	Open Interest	Volume	Open Interest	Open price	Price max	Price min	Last price	Closing price	Volume	Open Interest	Open price	Price max	Price min	Last price	Closing price	Volume	Open Interest	Volume	Open Interest			
0.700	0.000	0.000	0.000	0.361	-	-	0.000	0.000	0.000	0.363	-	-				0.000	0.000	0.000	0.001	-	-				0.000	0.000	0.000	0.001	-	-			0.007	
0.750	0.000	0.000	0.000	0.311	-	-	0.000	0.000	0.000	0.314	-	-				0.000	0.000	0.000	0.001	-	-				0.000	0.000	0.000	0.002	-	-			0.008	
0.800	0.000	0.000	0.000	0.262	-	-	0.000	0.000	0.000	0.267	-	-				0.000	0.000	0.000	0.001	-	-				0.000	0.000	0.000	0.004	-	-			0.008	
0.850	0.000	0.000	0.000	0.215	-	-	0.000	0.000	0.000	0.221	-	-				0.000	0.000	0.000	0.004	-	-				0.000	0.000	0.000	0.009	-	-			0.009	
0.900	0.000	0.000	0.000	0.170	-	-	0.000	0.000	0.000	0.179	-	-				0.000	0.000	0.000	0.009	-	-				0.000	0.000	0.000	0.017	-	-			0.009	
0.950	0.000	0.000	0.000	0.130	-	-	0.000	0.000	0.000	0.142	-	-				0.000	0.000	0.000	0.019	-	-				0.000	0.000	0.000	0.029	-	-			0.010	
1.000	0.000	0.000	0.000	0.096	-	-	0.000	0.000	0.000	0.109	-	-				0.000	0.000	0.000	0.035	-	-				0.000	0.000	0.000	0.046	-	-			0.010	
1.100	0.000	0.000	0.000	0.046	-	-	0.000	0.000	0.000	0.060	-	-				0.000	0.000	0.000	0.084	-	-				0.000	0.000	0.000	0.097	-	-			0.011	
1.200	0.000	0.000	0.000	0.018	-	-	0.000	0.000	0.000	0.030	-	-				0.000	0.000	0.000	0.157	-	-				0.000	0.000	0.000	0.167	-	-			0.012	
1.300	0.000	0.000	0.000	0.006	-	-	0.000	0.000	0.000	0.014	-	-				0.000	0.000	0.000	0.245	-	-				0.000	0.000	0.000	0.251	-	-			0.013	
1.400	0.000	0.000	0.000	0.002	-	-	0.000	0.000	0.000	0.006	-	-				0.000	0.000	0.000	0.341	-	-				0.000	0.000	0.000	0.343	-	-			0.014	
1.500	0.000	0.000	0.000	0.001	-	-	0.000	0.000	0.000	0.002	-	-				0.000	0.000	0.000	0.440	-	-				0.000	0.000	0.000	0.441	-	-			0.015	
1.600	0.000	0.000	0.000	0.001	-	-	0.000	0.000	0.000	0.001	-	-				0.000	0.000	0.000	0.540	-	-				0.000	0.000	0.000	0.540	-	-			0.016	
1.700	0.000	0.000	0.000	0.003	-	-	0.000	0.000	0.000	0.001	-	-				0.000	0.000	0.000	0.640	-	-				0.000	0.000	0.000	0.640	-	-			0.017	
1.800	0.000	0.000	0.000	0.001	-	-	0.000	0.000	0.000	0.001	-	-				0.000	0.000	0.000	0.740	-	-				0.000	0.000	0.000	0.740	-	-			0.018	
1.900	0.000	0.000	0.000	0.001	-	-	0.000	0.000	0.000	0.001	-	-				0.000	0.000	0.000	0.840	-	-				0.000	0.000	0.000	0.840	-	-			0.019	
Totals:					0	0							0	0	0							0	0							0	0			
Number of Trades:					0								0	0								0.00								0	0			

NATIONAL BANK (CR)

(Contract Size: 100 Securities, Exercise Style: American, Physical Delivery)

Call Options														Put Options																		
April 2022							May 2022							Other Months		April 2022							May 2022							Other Months		Exercise Price
Open price	Price max	Price min	Last price	Closing price	Volume	Open Interest	Open price	Price max	Price min	Last price	Closing price	Volume	Open Interest	Volume	Open Interest	Open price	Price max	Price min	Last price	Closing price	Volume	Open Interest	Open price	Price max	Price min	Last price	Closing price	Volume	Open Interest	Volume	Open Interest	
1.600					-	-						-	-									-	-									0.016
1.700					-	-						-	-									-	-									0.017
1.800	0.000	0.000	0.000	1.28	-	-	0.000	0.000	0.000	1.29	-	-				0.000	0.000	0.000	0.001	-	-			0.000	0.000	0.000	0.001	-	-			0.018
1.900	0.000	0.000	0.000	1.18	-	-	0.000	0.000	0.000	1.19	-	-				0.000	0.000	0.000	0.001	-	-			0.000	0.000	0.000	0.001	-	-			0.019
2.000	0.000	0.000	0.000	1.08	-	-	0.000	0.000	0.000	1.09	-	-				0.000	0.000	0.000	0.001	-	-			0.000	0.000	0.000	0.001	-	-			0.020
2.200	0.000	0.000	0.000	0.883	-	-	0.000	0.000	0.000	0.892	-	-				0.000	0.000	0.000	0.001	-	-			0.000	0.000	0.000	0.005	-	-			0.022
2.400	0.000	0.000	0.000	0.684	-	-	0.000	0.000	0.000	0.703	-	-				0.000	0.000	0.000	0.001	-	-			0.000	0.000	0.000	0.016	-	-			0.024
2.600	0.000	0.000	0.000	0.491	-	-	0.000	0.000	0.000	0.532	-	-				0.000	0.000	0.000	0.008	-	-			0.000	0.000	0.000	0.044	-	-			0.026
2.800	0.000	0.000	0.000	0.316	-	2	0.000	0.000	0.000	0.382	-	-				0.000	0.000	0.000	0.032	-	2			0.000	0.000	0.000	0.093	-	-			0.028
3.000	0.000	0.000	0.000	0.177	-	2	0.000	0.000	0.000	0.262	-	-				0.000	0.000	0.000	0.094	-	-			0.000	0.000	0.000	0.173	-	-			0.030
3.200	0.000	0.000	0.000	0.086	-	-	0.000	0.000	0.000	0.170	-	-				0.000	0.000	0.000	0.202	-	-			0.000	0.000	0.000	0.281	-	-			0.032
3.400	0.000	0.000	0.000	0.035	-	50	0.000	0.000	0.000	0.104	-	-				0.000	0.000	0.000	0.352	-	-			0.000	0.000	0.000	0.415	-	-			0.034
3.600	0.000	0.000	0.000	0.012	-	-	0.000	0.000	0.000	0.062	-	-				0.000	0.000	0.000	0.529	-	-			0.000	0.000	0.000	0.573	-	-			0.036
3.800	0.000	0.000	0.000	0.004	-	-	0.000	0.000	0.000	0.036	-	-				0.000	0.000	0.000	0.722	-	-			0.000	0.000	0.000	0.747	-	-			0.038
4.000	0.000	0.000	0.000	0.001	-	-	0.000	0.000	0.000	0.019	-	-				0.000	0.000	0.000	0.920	-	-			0.000	0.000	0.000	0.932	-	-			0.040
4.400	0.000	0.000	0.000	0.002	-	-	0.000	0.000	0.000	0.005	-	-				0.000	0.000	0.000	1.32	-	-			0.000	0.000	0.000	1.32	-	-			0.044
4.800	0.000	0.000	0.000	0.004	-	-	0.000	0.000	0.000	0.001	-	-				0.000	0.000	0.000	1.72	-	-			0.000	0.000	0.000	1.72	-	-			0.048
5.200	0.000	0.000	0.000	0.001	-	-	0.000	0.000	0.000	0.001	-	-				0.000	0.000	0.000	2.12	-	-			0.000	0.000	0.000	2.12	-	-			0.052
5.600	0.000	0.000	0.000	0.001	-	-	0.000	0.000	0.000	0.002	-	-				0.000	0.000	0.000	2.52	-	-			0.000	0.000	0.000	2.52	-	-			0.056
Totals:					0	54					0	0	0	0					0	2							0	0	0	300		
Number of Trades:					0					0		0							0.00							0		0				

OPAP (CR)

(Contract Size: 100 Securities, Exercise Style: American, Physical Delivery)

Call Options														Put Options																			
April 2022							May 2022							Other Months		April 2022							May 2022							Other Months			
Exercise Price	Open price	Price max	Price min	Last price	Closing price	Volume	Open Interest	Open price	Price max	Price min	Last price	Closing price	Volume	Open Interest	Volume	Open Interest	Open price	Price max	Price min	Last price	Closing price	Volume	Open Interest	Open price	Price max	Price min	Last price	Closing price	Volume	Open Interest	Volume	Open Interest	Exercise Price
8.400						-	-						-	-									-	-									0.084
8.800	0.000	0.000	0.000		4.12	-	-	0.000	0.000	0.000		4.14	-	-			0.000	0.000	0.000		0.001	-	-	0.000	0.000	0.000		0.001	-	-			0.088
9.200	0.000	0.000	0.000		3.72	-	-	0.000	0.000	0.000		3.74	-	-			0.000	0.000	0.000		0.002	-	-	0.000	0.000	0.000		0.001	-	-			0.092
9.600	0.000	0.000	0.000		3.32	-	-	0.000	0.000	0.000		3.34	-	-			0.000	0.000	0.000		0.001	-	-	0.000	0.000	0.000		0.001	-	-			0.096
10.000	0.000	0.000	0.000		2.92	-	-	0.000	0.000	0.000		2.94	-	-			0.000	0.000	0.000		0.001	-	-	0.000	0.000	0.000		0.003	-	-			0.100
11.000	0.000	0.000	0.000		1.92	-	-	0.000	0.000	0.000		1.98	-	-			0.000	0.000	0.000		0.001	-	-	0.000	0.000	0.000		0.036	-	-			0.110
12.000	0.000	0.000	0.000		0.973	-	-	0.000	0.000	0.000		1.14	-	-			0.000	0.000	0.000		0.049	-	20	0.000	0.000	0.000		0.192	-	-			0.120
13.000	0.000	0.000	0.000		0.300	-	20	0.000	0.000	0.000		0.534	-	-			0.000	0.000	0.000		0.375	-	-	0.000	0.000	0.000		0.586	-	-			0.130
14.000	0.000	0.000	0.000		0.046	-	-	0.000	0.000	0.000		0.201	-	2			0.000	0.000	0.000		1.12	-	-	0.000	0.000	0.000		1.26	-	-			0.140
15.000	0.000	0.000	0.000		0.003	-	-	0.000	0.000	0.000		0.059	-	-			0.000	0.000	0.000		2.09	-	-	0.000	0.000	0.000		2.12	-	-			0.150
16.000	0.000	0.000	0.000		0.001	-	-	0.000	0.000	0.000		0.014	-	-			0.000	0.000	0.000		3.09	-	-	0.000	0.000	0.000		3.09	-	-			0.160
17.000	0.000	0.000	0.000		0.001	-	-	0.000	0.000	0.000		0.003	-	-			0.000	0.000	0.000		4.09	-	-	0.000	0.000	0.000		4.09	-	-			0.170
18.000	0.000	0.000	0.000		0.001	-	-	0.000	0.000	0.000		0.001	-	-			0.000	0.000	0.000		5.09	-	-	0.000	0.000	0.000		5.09	-	-			0.180
19.000	0.000	0.000	0.000		0.001	-	-	0.000	0.000	0.000		0.001	-	-			0.000	0.000	0.000		6.09	-	-	0.000	0.000	0.000		6.09	-	-			0.190
Totals:						0	20						0	2	0	0							0	20									
Number of Trades:						0							0		0								0.00										

OTE (CR)

(Contract Size: 100 Securities, Exercise Style: American, Physical Delivery)

Call Options																Put Options																
Exercise Price	April 2022						May 2022						Other Months		April 2022						May 2022					Other Months		Exercise Price				
	Open price	Price max	Price min	Last price	Closing price	Volume	Open Interest	Open price	Price max	Price min	Last price	Closing price	Volume	Open Interest	Volume	Open Interest	Open price	Price max	Price min	Last price	Closing price	Volume	Open Interest	Open price	Price max	Price min	Last price		Closing price	Volume	Open Interest	Volume
9.600						-	-						-	-									-	-								0.096
10.000						-	-						-	-									-	-								0.100
11.000	0.000	0.000	0.000		4.80	-	-	0.000	0.000	0.000		4.82	-	-			0.000	0.000	0.000		0.001	-	-	0.000	0.000	0.000		0.001	-	-	0.110	
12.000	0.000	0.000	0.000		3.80	-	-	0.000	0.000	0.000		3.83	-	-			0.000	0.000	0.000		0.001	-	-	0.000	0.000	0.000		0.002	-	-	0.120	
13.000	0.000	0.000	0.000		2.81	-	-	0.000	0.000	0.000		2.85	-	-			0.000	0.000	0.000		0.001	-	-	0.000	0.000	0.000		0.020	-	-	0.130	
14.000	0.000	0.000	0.000		1.82	-	-	0.000	0.000	0.000		1.93	-	-			0.000	0.000	0.000		0.012	-	-	0.000	0.000	0.000		0.098	-	-	0.140	
15.000	0.000	0.000	0.000		0.929	-	-	0.000	0.000	0.000		1.16	-	-			0.000	0.000	0.000		0.122	-	-	0.000	0.000	0.000		0.327	-	-	0.150	
16.000	0.000	0.000	0.000		0.328	-	-	0.000	0.000	0.000		0.607	-	-			0.000	0.000	0.000		0.521	-	-	0.000	0.000	0.000		0.771	-	-	0.160	
17.000	0.000	0.000	0.000		0.071	-	10	0.000	0.000	0.000		0.272	-	-			0.000	0.000	0.000		1.27	-	-	0.000	0.000	0.000		1.44	-	-	0.170	
18.000	0.000	0.000	0.000		0.009	-	5	0.000	0.000	0.000		0.104	-	-			0.000	0.000	0.000		2.21	-	-	0.000	0.000	0.000		2.28	-	-	0.180	
19.000	0.000	0.000	0.000		0.001	-	10	0.000	0.000	0.000		0.033	-	-			0.000	0.000	0.000		3.21	-	-	0.000	0.000	0.000		3.22	-	-	0.190	
20.000	0.000	0.000	0.000		0.001	-	-	0.000	0.000	0.000		0.010	-	-			0.000	0.000	0.000		4.21	-	-	0.000	0.000	0.000		4.21	-	-	0.200	
22.000	0.000	0.000	0.000		0.002	-	-	0.000	0.000	0.000		0.001	-	-			0.000	0.000	0.000		6.21	-	-	0.000	0.000	0.000		6.21	-	-	0.220	
24.000	0.000	0.000	0.000		0.001	-	-	0.000	0.000	0.000		0.001	-	-			0.000	0.000	0.000		8.21	-	-	0.000	0.000	0.000		8.21	-	-	0.240	
26.000	0.000	0.000	0.000		0.001	-	-	0.000	0.000	0.000		0.001	-	-			0.000	0.000	0.000		10.21	-	-	0.000	0.000	0.000		10.21	-	-	0.260	
Totals:						0	25					0	0	0	0						0	0						0	0	0	0	
Number of Trades:						0						0		0								0.00						0		0		

PIRAEUS FINANCIAL HOLD (CR)

(Contract Size: 100 Securities, Exercise Style: American, Physical Delivery)

Call Options														Put Options																					
April 2022							May 2022							Other Months		April 2022							May 2022							Other Months		Exercise Price			
Open price	Price max	Price min	Last price	Closing price	Volume	Open Interest	Open price	Price max	Price min	Last price	Closing price	Volume	Open Interest	Volume	Open Interest	Open price	Price max	Price min	Last price	Closing price	Volume	Open Interest	Open price	Price max	Price min	Last price	Closing price	Volume	Open Interest	Volume	Open Interest				
0.850	0.000	0.000	0.000	0.521	-	-	0.000	0.000	0.000	0.523	-	-				0.000	0.000	0.000	0.001	-	-				0.000	0.000	0.000	0.001	-	-			0.009		
0.900	0.000	0.000	0.000	0.471	-	-	0.000	0.000	0.000	0.473	-	-				0.000	0.000	0.000	0.001	-	-				0.000	0.000	0.000	0.001	-	-			0.009		
0.950	0.000	0.000	0.000	0.421	-	-	0.000	0.000	0.000	0.424	-	-				0.000	0.000	0.000	0.001	-	-				0.000	0.000	0.000	0.001	-	-			0.010		
1.000	0.000	0.000	0.000	0.371	-	-	0.000	0.000	0.000	0.376	-	-				0.000	0.000	0.000	0.001	-	-				0.000	0.000	0.000	0.003	-	-			0.010		
1.100	0.000	0.000	0.000	0.274	-	-	0.000	0.000	0.000	0.283	-	-				0.000	0.000	0.000	0.002	-	-				0.000	0.000	0.000	0.010	-	-			0.011		
1.200	0.000	0.000	0.000	0.183	-	-	0.000	0.000	0.000	0.201	-	-				0.000	0.000	0.000	0.012	-	-				0.000	0.000	0.000	0.028	-	-			0.012		
1.300	0.000	0.000	0.000	0.109	-	-	0.000	0.000	0.000	0.133	-	-				0.000	0.000	0.000	0.037	-	-				0.000	0.000	0.000	0.060	-	-			0.013		
1.400	0.000	0.000	0.000	0.056	-	-	0.000	0.000	0.000	0.084	-	-				0.000	0.000	0.000	0.085	-	-				0.000	0.000	0.000	0.110	-	-			0.014		
1.500	0.000	0.000	0.000	0.025	-	-	0.000	0.000	0.000	0.049	-	-				0.000	0.000	0.000	0.154	-	-				0.000	0.000	0.000	0.174	-	-			0.015		
1.600	0.000	0.000	0.000	0.010	-	-	0.000	0.000	0.000	0.027	-	-				0.000	0.000	0.000	0.239	-	-				0.000	0.000	0.000	0.253	-	-			0.016		
1.700	0.000	0.000	0.000	0.003	-	-	0.000	0.000	0.000	0.014	-	-				0.000	0.000	0.000	0.332	-	-				0.000	0.000	0.000	0.340	-	-			0.017		
1.800	0.000	0.000	0.000	0.001	-	-	0.000	0.000	0.000	0.007	-	-				0.000	0.000	0.000	0.430	-	-				0.000	0.000	0.000	0.434	-	-			0.018		
1.900	0.000	0.000	0.000	0.001	-	-	0.000	0.000	0.000	0.003	-	-				0.000	0.000	0.000	0.530	-	-				0.000	0.000	0.000	0.531	-	-			0.019		
2.000	0.000	0.000	0.000	0.001	-	-	0.000	0.000	0.000	0.001	-	-				0.000	0.000	0.000	0.630	-	-				0.000	0.000	0.000	0.630	-	-			0.020		
2.200	0.000	0.000	0.000	0.001	-	-	0.000	0.000	0.000	0.001	-	-				0.000	0.000	0.000	0.830	-	-				0.000	0.000	0.000	0.830	-	-			0.022		
2.400	0.000	0.000	0.000	0.001	-	-					-	-				0.000	0.000	0.000	1.03	-	-							-	-			0.024			
Totals:					0	0					0	0				0	0				0	0				0	0				0	0			
Number of Trades:					0					0				0			0.00										0						0		



PPC (CR)

(Contract Size: 100 Securities, Exercise Style: American, Physical Delivery)

Call Options														Put Options																				
April 2022							May 2022							Other Months		April 2022							May 2022							Other Months		Exercise Price		
Open price	Price max	Price min	Last price	Closing price	Volume	Open Interest	Open price	Price max	Price min	Last price	Closing price	Volume	Open Interest	Volume	Open Interest	Open price	Price max	Price min	Last price	Closing price	Volume	Open Interest	Open price	Price max	Price min	Last price	Closing price	Volume	Open Interest	Volume	Open Interest			
5.200	0.000	0.000	0.000	2.02	-	-	0.000	0.000	0.000	2.03	-	-				0.000	0.000	0.000	0.001	-	-				0.000	0.000	0.000	0.006	-	-			0.052	
5.600	0.000	0.000	0.000	1.62	-	-	0.000	0.000	0.000	1.65	-	-				0.000	0.000	0.000	0.001	-	-				0.000	0.000	0.000	0.020	-	-			0.056	
6.000	0.000	0.000	0.000	1.22	-	-	0.000	0.000	0.000	1.29	-	-				0.000	0.000	0.000	0.007	-	-				0.000	0.000	0.000	0.056	-	-			0.060	
6.400	0.000	0.000	0.000	0.852	-	-	0.000	0.000	0.000	0.960	-	-				0.000	0.000	0.000	0.034	-	-				0.000	0.000	0.000	0.130	-	-			0.064	
6.800	0.000	0.000	0.000	0.530	-	-	0.000	0.000	0.000	0.684	-	-				0.000	0.000	0.000	0.112	-	1				0.000	0.000	0.000	0.253	-	-			0.068	
7.200	0.000	0.000	0.000	0.288	-	-	0.000	0.000	0.000	0.460	-	-				0.000	0.000	0.000	0.270	-	5				0.000	0.000	0.000	0.429	-	-			0.072	
7.600	0.000	0.000	0.000	0.135	-	48	0.000	0.000	0.000	0.298	-	-				0.000	0.000	0.000	0.517	-	-				0.000	0.000	0.000	0.667	-	-			0.076	
8.000	0.000	0.000	0.000	0.055	-	167	0.000	0.000	0.000	0.184	-	-				0.000	0.000	0.000	0.838	-	-				0.000	0.000	0.000	0.953	-	-			0.080	
8.400	0.000	0.000	0.000	0.019	-	-	0.000	0.000	0.000	0.108	-	-				0.000	0.000	0.000	1.20	-	-				0.000	0.000	0.000	1.28	-	-			0.084	
8.800	0.000	0.000	0.000	0.006	-	-	0.000	0.000	0.000	0.061	-	-				0.000	0.000	0.000	1.59	-	-				0.000	0.000	0.000	1.63	-	-			0.088	
9.200	0.000	0.000	0.000	0.001	-	-	0.000	0.000	0.000	0.033	-	-				0.000	0.000	0.000	1.99	-	-				0.000	0.000	0.000	2.01	-	-			0.092	
9.600	0.000	0.000	0.000	0.003	-	-	0.000	0.000	0.000	0.017	-	-				0.000	0.000	0.000	2.39	-	-				0.000	0.000	0.000	2.39	-	-			0.096	
10.000	0.000	0.000	0.000	0.001	-	-	0.000	0.000	0.000	0.009	-	-				0.000	0.000	0.000	2.79	-	-				0.000	0.000	0.000	2.79	-	-			0.100	
11.000	0.000	0.000	0.000	0.001	-	-	0.000	0.000	0.000	0.001	-	-				0.000	0.000	0.000	3.79	-	-				0.000	0.000	0.000	3.79	-	-			0.110	
12.000	0.000	0.000	0.000	0.001	-	-	0.000	0.000	0.000	0.001	-	-				0.000	0.000	0.000	4.79	-	-				0.000	0.000	0.000	4.79	-	-			0.120	
13.000					-	-					-	-										-	-											0.130
14.000					-	-					-	-										-	-											0.140
15.000					-	-					-	-										-	-											0.150
16.000					-	-					-	-										-	-											0.160
Totals:					0	215					0	0	0							0	6							0	1	0	0			
Number of Trades:					0						0	0									0.00							0		0				

Lending Products	Underlying Title	Multilateral Transactions[1]					Bilateral Transactions[2]		Stock Borrowing through OTC (volume)[3]	
		Open Interest[5]	Volume(Offered)	Average Weighted	Transactions volume	Average Weighted	Transactions Volume	Average Weighted	Transactions Volume	
ADMIEBOR	ADMIE (IPTO) HOLDING S.A. (CR)	7,410	---	---	---	---	---	---	1,993,949	
AEGNBOR	AEGEAN AIRLINES (CR)	1,595	---	---	---	---	---	---	21,619	
ALPHABOR	ALPHA SERVICES HOLD (CR)	15,631	---	---	6,882	3.21%	---	---	60,869,313	
ALMYBOR	ALUMIL (CR)	---	---	---	---	---	---	---	---	
EEEBOR	CC HBC AG (CR)	4,000	---	---	---	---	---	---	70,546	
CENERBOR	CENERGY HOLDINGS (CB)	---	---	---	---	---	---	---	---	
ELLAKTORBOR	ELLAKTOR (CR)	10,000	---	---	---	---	---	---	9,870	
EUROBBOR	EUROBANK HOLDINGS (CR)	145,000	---	---	---	---	---	---	52,088,146	
EYDAPBOR	EYDAP S.A. (CR)	2,713	---	---	1,000	3.93%	---	---	642,300	
FFGRPBOR	FOLLI FOLLIE (CR)	---	---	---	---	---	---	---	900,530	
FOYRKBOR	FOURLIS (CR)	9,639	---	---	---	---	---	---	55,850	
GEKTERNABOR	GEK TERNA (CR)	---	---	---	---	---	---	---	7,293	
SARBOR	GR. SARANTIS S.A. (CR)	---	---	---	---	---	---	---	7,577	
EXAEBOR	HELLENIC EXCHANGES-A.S.E. (CR)	45,500	---	---	---	---	---	---	157,601	
ELPEBOR	HELLENIC PETROLEUM (CR)	25,500	---	---	---	---	---	---	175,210	
INTRKBOR	INTRACOM HOLDINGS (CR)	---	---	---	---	---	---	---	---	
BELABOR	JUMBO SA (CR)	---	---	---	---	---	---	---	960,842	
LAMDABOR	LAMDA DEVELOPMENT SA (CR)	961	---	---	---	---	---	---	89,745	
MIGBOR	MARFIN INVESTMENT GROUP (CR)	---	---	---	---	---	---	---	794,474	
MOHBOR	MOTOR OIL (CR)	1,500	---	---	---	---	---	---	491,612	
MYTILBOR	MYTILINEOS (CR)	2,000	---	---	4,730	2.96%	---	---	496,809	
ETEBOR	NATIONAL BANK (CR)	2,088	---	---	---	---	---	---	6,538,260	
OPAPBOR	OPAP (CR)	51,000	---	---	---	---	---	---	1,321,523	
HTOBOR	OTE (CR)	18,950	---	---	---	---	---	---	2,301,422	
PPABOR	P.P.A. S.A. (CR)	1,464	---	---	---	---	---	---	66,287	
TPEIRBOR	PIRAEUS FINANCIAL HOLD (CR)	60,943	---	---	---	---	---	---	6,910,865	
PLAISBOR	PLAISIO COMPUTERS SA (CR)	---	---	---	---	---	---	---	100	
PPCBOR	PPC (CR)	2,000	---	---	---	---	---	---	2,007,086	
QUALBOR	QUALITY & RELIABILITY SA (CR)	---	---	---	---	---	---	---	---	
QUESTBOR	QUEST HOLDINGS (CR)	---	---	---	---	---	---	---	209,286	
TENERGYBOR	TERNA ENERGY (CR)	18,450	---	---	---	---	---	---	112,399	

## Stock Lending Notes

[1] - Multilateral contracts Lending or Borrowing as per Methods 8-1, 8-2 and 8-3-3 (According to ATHEX BoD Resolution No.17)

[2] - Bilateral Contracts Lending or Borrowing as per Methods 8-3-1 and 8-3-2 (According to ATHEX BoD Resolution No.20 )

[3] - The information concerning OTC Stock Borrowing Transactions is based on the statements of the Dematerialised Securities System (DSS) operators involved and refers to volumes that have been registered up until the previous working day.

[4] - Average Price (Volume weighted)

[5] - The Data concerning Open Interest before the start of trading session

Lending Products	Underlying Title	Multilateral Transactions[1]				Bilateral Transactions[2]		Stock Borrowing through OTC (volume)[3]	
		Open Interest[5]	Volume(Offered)	Average Weighted	Transactions volume	Average Weighted	Transactions Volume	Average Weighted	Transactions Volume
TITCBOR	TITAN CEMENT (CB)	13,800	---	---	5,610	3.31%	---	---	222,850
VIOBOR	VIOHALCO SA/IV (CB)	8,647	---	---	1,000	2.65%	---	---	---

## Stock Lending Notes

[1] - Multilateral contracts Lending or Borrowing as per Methods 8-1, 8-2 and 8-3-3 (According to ATHEX BoD Resolution No.17)

[2] - Bilateral Contracts Lending or Borrowing as per Methods 8-3-1 and 8-3-2 (According to ATHEX BoD Resolution No.20 )

[3] - The information concerning OTC Stock Borrowing Transactions is based on the statements of the Dematerialised Securities System (DSS) operators involved and refers to volumes that have been registered up until the previous working day.

[4] - Average Price (Volume weighted)

[5] - The Data concerning Open Interest before the start of trading session

## Sectors codification for listed companies

12003-	ETF	10101010	Computer Services
10101015	Software	10102030	Computer Hardware
15101010	Telecommunications Equipment	15102015	Telecommunications Services
20101010	Health Care Facilities	20101025	Health Care Services
20102010	Medical Equipment	20103015	Pharmaceuticals
30101010	Banks	30202000	Diversified Financial Services
30202010	Asset Managers & Custodians	30202015	Investment Services
30204000	Closed End Investments	30302010	Full Line Insurance
30302015	Insurance Brokers	30302025	Property and Casualty Insurance
35101010	Real Estate Holding and Development	35101015	Real Estate Services
35102000	Diversified REITs	35102030	Office REITs
40201040	Rental & Leasing Services: Consumer	40202010	Home Construction
40202015	Household Furnishings	40202020	Household Appliance
40203040	Electronic Entertainment	40203045	Toys
40204020	Clothing & Accessories	40301010	Entertainment
40301030	Publishing	40301035	Radio & TV Broadcasters
40401010	Diversified Retailers	40401020	Apparel Retailers
40401025	Home Improvement Retailers	40401030	Specialty Retailers
40501010	Airlines	40501015	Travel & Tourism
40501020	Casinos & Gambling	40501025	Hotels & Motels
45101015	Distillers & Vintners	45101020	Soft Drinks
45102010	Farming Fishing Ranching & Plantations	45102020	Food Products
45103010	Tobacco	45201010	Food Retailers & Wholesalers
45201020	Personal Products	50101010	Construction
50101020	Building Roof/Wallboard and Plumbing	50101030	Cement
50101035	Building Materials: Other	50202010	Electrical Components
50203000	Diversified Industrials	50203015	Plastics
50203030	Containers & Packaging	50204000	Machinery: Industrial
50204020	Machinery: Construction & Handling	50205010	Industrial Suppliers
50205020	Back Office Support HR & Consulting	50205030	Forms & Bulk Printing Services
50206015	Commercial Vehicles & Parts	50206030	Marine Transportation
50206060	Transportation Services	55101000	Diversified Materials
55101020	Textile Products	55102000	General Mining
55102010	Iron & Steel	55102015	Metal Fabricating
55102035	Aluminum	60101020	Oil Refining and Marketing
65101010	Alternative Electricity	65101015	Conventional Electricity
65102030	Water		



**ATHEX**  
Athens Stock Exchange

Λεωφ. Αθηνών 110 104 42 Αθήνα  
110, Athinon Ave. GR 104 42 Athens  
tel. (+30)210-33.66.800, fax (+30)210-33.66.101  
[www.athexgroup.gr](http://www.athexgroup.gr)