

22

**Ημερήσιο Δελτίο  
Συναλλακτικής Δραστηριότητας**

Daily Official List  
of Trading Activity

Thursday, 24 March, 2022  
Year: 143 Trading Day No: 57



**ATHEXGROUP**  
Athens Exchange Group

**Disclaimer:**

Hellenic Exchanges-Athens Stock Exchange S.A endeavours to ensure that the data and other material ("Information") presented on the Daily Official List are accurate and complete, but it is not liable for any errors or omissions of data or /and for the accuracy, credibility, updating and completeness of the aforesaid information nor it has any liability arising directly or indirectly from the use of the above Information.

The Company is not liable for the accuracy of the data included in listed companies' announcements. Only the sender of such an announcement is fully and solely liable for any infringement of third party's rights from the content of such announcement. All contents of the Daily Official List are provided only for information purposes and do not constitute investment advice or solicitation to invest in securities or other products listed for trading on the Exchange.

You acknowledge and agree that the Company is the owner of any property rights related to any Information appearing on the Daily Official List including intellectual property rights copyright, trademarks, etc.

The above data are a property of the Hellenic Exchanges-Athens Exchange and are copyright protected. Users are forbidden to reproduce, modify, copy, sale, transmit or redistribute, by all reproduction means and methods, part or the whole of the above data, without reference to their source.

The commercial exploitation of these data is, also, forbidden by third parties. Hellenic Exchanges-Athens Exchange does not carry any responsibility, direct or indirect, derived from usage or accidental alteration of the above data when used by third parties.

---

**Hellenic Exchanges – Athens Stock Exchange S.A.**

110 Athinon Ave., 10442 Athens, Tel: (210) 33.66.800, Fax: (210) 32.13.938

[www.athexgroup.gr](http://www.athexgroup.gr)

---

**Thessalonica Stock Exchange Center (T.S.E.C)**

16-18 Katouni Str., Thessalonica 546 25 Tel: (2310) 567.667, Fax: (2310) 530.545

**Athex Members Guarantee Fund**

14-16 Fidiou Str., Athens 106 78, Tel: (210) 33.04.682, Fax: (210) 33.04.155

**Hellenic Republic Capital Market Commission**

1 Kolokotroni Str. & 1 Stadiou Str., Athens 10562 Tel: (210) 33.77.100 Fax: (210) 33.77.173

---

**Table of Contents**

---

**Section 1: Statistical Figures of Securities, Derivatives and Lending**

Summary of Markets

Athex Indices

Analytic Figures for Athex Market's Boards and Categories

Trading Details by Athex Sectors and Financial Instruments (ETFs)

Top 10 best &amp; worst performing Shares

Derivatives Summary

**Section 2: Analytic Figures of Shares Transactions**

Analytic Figures of Shares Transactions

Shares' Notes

**Section 3: Figures of Securities Transactions**

Securities Blocks Details

Shares Rights Details

Stock Borrowing

Forced Sales Details

Forced Sales Registered Shares

Exchange Traded Funds (ETFs) Characteristics

**Section 5: Bonds traded in Fixed Income Assets Market**

Convertible Corporate Bonds - Regulated Market

Non Convertible Corporate Bonds - Regulated Market

Government Bonds

Treasury Bills &amp; Zero Coupon Government Bonds

Government Bonds Traded with the Open Outcry Method

State Banks Bonds

**Section 6: Additional Infos**

Athex &amp; ATHEXClear Members List

List of Stocks under Market Making operations

**Section 7: Derivatives Market Analytic Figures**

Index Futures

Stock Futures

Index Options

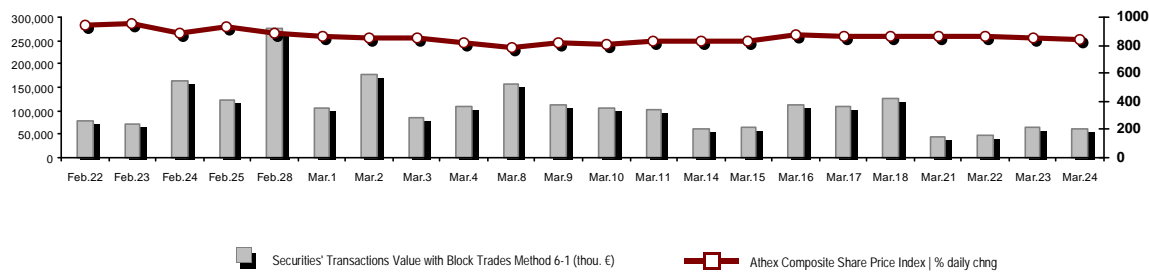
Stock Options

Stock Lending Analytic Figures

**Appendix A: Sectors codification for listed companies**

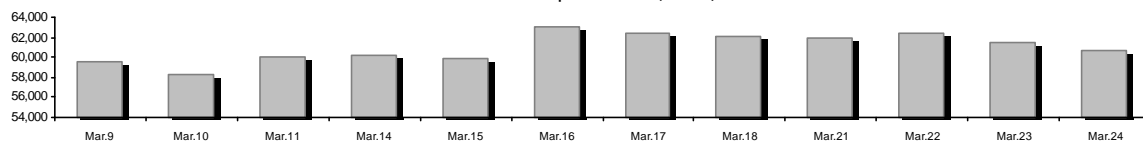
## Summary of Markets

Athex Composite Share Price Index vs Shares and Derivatives Transactions Value

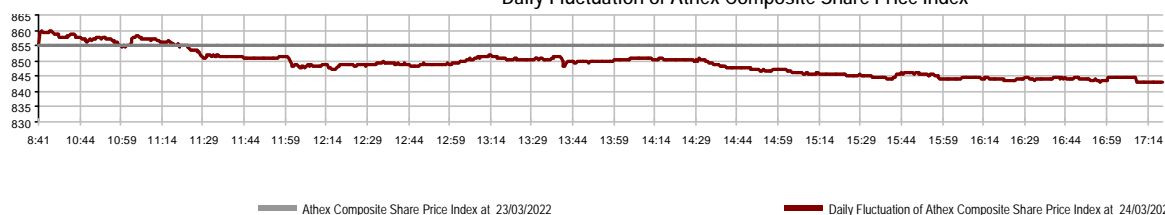


Athex Capitalisation (mill. €) **:	60,666.60		Derivatives Total Open Interest	292,636
Daily change: mill. €   %	-818.82	-1.33%	in Index Futures   % daily chng	3,068 -1.57%
Yearly Avg Capitalisation: mill. €   % chng prev year Avg	66,556.20	9.31%	in Stock Futures   % daily chng	288,417 -0.63%
Athex Composite Share Price Index   % daily chng	843.11	-1.38%	in Index Options   % daily chng	530 0.57%
Athex Composite Share Price Index Capitalisation (mill. €)	54,973.38		in Stock Options   % daily chng	621 4.02%
Daily change (mill. €)	-817.11			
Securities' Transactions Value with Block Trades Method 6-1 (t)	61,476.97		Derivatives Contracts Volume:	15,367
Daily change: %	-3,216.59	-4.97%	Daily change: pieces   %	-5,544 -26.51%
YtD Avg Trans. Value: thou. €   % chng prev year Avg	91,731.78	31.33%	YtD Avg Derivatives Contracts % chng prev year Avg	45,044 -5.50%
Blocks Transactions Value of Method 6-1 (thou. €)	7,827.68		Derivatives Trades Number:	1,204
Blocks Transactions Value of Method 6-2 & 6-3 (thou. €)	0.00		Daily change: number   %	-414 -25.59%
Bonds Transactions Value (thou.€)	1,134.31		YtD Avg Trades number % chng prev year Avg	2,467 16.61%
Securities' Transactions Volume with Block Trades Method 6-1 (tho)	18,318.78		Lending Total Open Interest	504,034
Daily change: thou. pieces   %	-300.85	-1.62%	Daily change: pieces   %	-147,473 -22.64%
YtD Avg Volume: % chng prev year Avg	40,935.88	19.71%	Lending Volume (Multilateral/Bilateral)	1,000
Blocks Transactions Volume of Method 6-1 (thou. Pieces)	1,599.76		Daily change: pieces   %	-4,500
Blocks Transactions Volume of Method 6-2 & 6-3 (thou. Pieces)	0.00		Multilateral Lending	1,000
Bonds Transactions Volume	1,160,000		Bilateral Lending	0
Securities' Trades Number with Block Trades Method 6-1	26,838		Lending Trades Number:	8
Daily change: number   %	-2,420	-8.27%	Daily change: %	3
YtD Avg Trades number % chng prev year Avg	36,394	21.59%	Multilateral Lending Trades Number	8
Number of Blocks Method 6-1	5		Bilateral Lending Trades Number	0
Number of Blocks Method 6-2 & 6-3	0			
Number of Bonds Transactions	93			

Athex Capitalisation (mill. €) \*\*



Daily Fluctuation of Athex Composite Share Price Index



## Athex Indices

Index name	24/03/2022	23/03/2022	pts.	%	Min	Max	Year min	Year max	Year change
Athex Composite Share Price Index	843.11 €	854.88	-11.77	-1.38%	843.11	859.87	788.83	973.27	-5.62% €
Athex ESG Index	960.06 €	973.08	-13.02	-1.34%	960.02	978.78	888.47	1,131.24	-5.27% €
FTSE/Athex Large Cap	2,036.94 €	2,065.80	-28.86	-1.40%	2,036.94	2,078.26	1,884.54	2,384.15	-5.21% €
FTSE/Athex Mid Cap Index	1,456.44 €	1,466.57	-10.13	-0.69%	1,450.28	1,478.19	1,396.00	1,615.19	-2.38% €
FTSE/ATHEX-CSE Banking Index	458.00 €	463.70	-5.70	-1.23%	457.04	467.51	382.96	569.66	5.25% #
FTSE/ATHEX High Dividend Yield Index	2,847.72 €	2,888.31	-40.59	-1.41%	2,847.17	2,907.92	2,762.75	3,292.03	-8.26% €
FTSE/ATHEX Global Traders Index Plus	2,280.56 €	2,307.48	-26.92	-1.17%	2,274.41	2,315.41	2,205.66	2,580.30	-3.91% €
FTSE/ATHEX Mid & Small Cap Factor-Weighted Ind	4,559.18 €	4,561.46	-2.28	-0.05%	4,523.97	4,588.36	4,269.17	4,966.14	-2.34% €
ATHEX Select Index Plus	3,116.78 €	3,175.38	-58.60	-1.85%	3,103.02	3,201.00	2,990.50	3,578.04	-7.93% €
ATHEX Select Index	4,462.89 #	4,460.98	1.91	0.04%	4,417.35	4,478.17	4,076.44	4,953.99	-2.71% €
FTSE/Athex Market Index	491.42 €	498.51	-7.09	-1.42%	491.42	501.99	457.78	586.15	-8.34% €
Athex Composite Index Total Return Index	1,449.79 €	1,470.03	-20.24	-1.38%	1,449.79	1,478.61	1,356.45	1,673.61	-5.43% €
FTSE/Athex Large Cap Total Return	3,174.48 €	3,219.46	-44.98	-1.40%			2,944.22	3,702.87	-5.02% €
FTSE/Athex Mid Cap Total Return	1,871.76 €	1,884.78	-13.02	-0.69%			1,809.60	2,064.38	-2.38% €
FTSE/ATHEX-CSE Banking Total Return Index	394.35 €	399.26	-4.91	-1.23%			337.43	485.90	5.26% #
Hellenic Mid & Small Cap Index	1,296.59 €	1,318.38	-21.79	-1.65%	1,293.05	1,323.45	1,243.70	1,451.84	-5.56% €
FTSE/Athex Banks	605.13 €	612.66	-7.53	-1.23%	603.86	617.70	505.99	752.66	5.25% #
FTSE/Athex Insurance	3,020.11 ~	3,020.11	0.00	0.00%	3,012.16	3,020.11	1,994.86	3,171.11	51.39% #
FTSE/Athex Financial Services	717.19 €	732.35	-15.16	-2.07%	716.07	743.27	691.33	831.60	-4.25% €
FTSE/Athex Industrial Goods & Services	3,475.32 €	3,520.15	-44.83	-1.27%	3,454.23	3,528.18	3,365.52	3,930.81	-6.87% €
FTSE/Athex Retail	48.82 #	48.72	0.10	0.21%	48.00	49.22	45.69	57.51	-0.81% €
FTSE/ATHEX Real Estate	4,286.35 #	4,253.07	33.28	0.78%	4,233.57	4,327.34	3,948.68	5,179.83	-10.93% €
FTSE/Athex Consumer Goods & Services	7,754.10 €	7,885.47	-131.37	-1.67%	7,742.99	7,940.19	7,260.09	8,381.33	6.80% #
FTSE/Athex Food & Beverage	7,197.55 €	7,356.54	-158.99	-2.16%	7,197.55	7,509.61	6,714.13	12,058.75	-36.49% €
FTSE/Athex Basic Resources	6,717.75 €	6,932.62	-214.87	-3.10%	6,692.26	6,960.98	6,227.37	8,197.29	-9.19% €
FTSE/Athex Construction & Materials	2,753.34 €	2,821.24	-67.90	-2.41%	2,732.63	2,827.63	2,533.53	3,209.28	-7.57% €
FTSE/Athex Energy	3,534.28 €	3,555.19	-20.91	-0.59%	3,516.40	3,565.61	3,339.51	3,854.94	2.64% #
FTSE/Athex Travel & Leisure	2,034.06 €	2,047.64	-13.58	-0.66%	2,024.25	2,056.44	1,858.00	2,197.16	3.61% #
FTSE/Athex Technology	2,109.43 €	2,115.51	-6.08	-0.29%	2,080.79	2,135.95	1,912.15	2,281.35	-1.74% €
FTSE/Athex Telecommunications	4,413.91 €	4,494.40	-80.49	-1.79%	4,413.91	4,555.58	4,377.01	5,159.73	-2.90% €
FTSE/Athex Utilities	4,442.11 €	4,502.49	-60.38	-1.34%	4,410.70	4,538.38	4,203.53	5,208.71	-13.76% €
FTSE/Athex Health Care	447.19 #	441.53	5.66	1.28%	433.61	452.85	418.89	611.35	-19.06% €
FTSE/Athex Personal Products	7,276.00 €	7,489.30	-213.30	-2.85%	7,176.29	7,674.41	6,680.63	8,868.58	-16.60% €
Athex All Share Index	212.64 €	215.53	-2.89	-1.34%	212.64	212.64	200.98	248.43	-7.57% €
Hellenic Corporate Bond Index	120.78 #	120.65	0.13	0.11%			119.78	127.89	-5.48% €
Hellenic Corporate Bond Price Index	89.60 #	89.51	0.09	0.10%			88.90	95.40	-6.06% €

Note 1: FTSE/Med 100, Hellenic Corporate Bond Price Index and Hellenic Corporate Bond Index closing prices refer to the previous trading day of 22/03/2022.

Note 2: The Hellenic Mid & Small Cap Index is a Customized index calculated by the Athens Exchange.

## Analytic Figures for Athex Market's Boards and Categories

	Total Traded Securities	Main Market	Surveillance	Exchange Traded Funds (ETFs)
Totals	115	102	12	1
Gain / Lose / Same:	35 / 64 / 16	31 / 59 / 12	4 / 4 / 4	0 / 1 / 0
Athex Capitalisation (mill. €) **	60,666.60	60,430.62	235.97	
Daily Average Trans/ons Value(thou.€)	91,731.78	91,538.77	247.70	13.68
Transactions Value	61,476.97	61,435.08	41.86	0.02
Main Board:	53,649.25	53,607.40	41.83	0.02
Blocks Board 6_2_3:	7,827.68	7,827.68	0.00	0.00
Forced Sales Board:	0.03	0.00	0.03	0.00
Special Terms Board:	0.00	0.00	0.00	0.00
Daily Average Transactions Volume	40,935,876	40,010,607	935,181	641
Transactions Volume	18,318,776	18,026,601	292,174	1
Main Board:	16,718,914	16,426,846	292,067	1
Blocks Board 6_2_3:	1,599,755	1,599,755	0	0
Forced Sales Board:	107	0	107	0
Special Terms Board:	0	0	0	0
Daily Average Number of Trades	36,394	36,105	287	3
Number of Trades	26,838	26,692	145	1
Main Board:	26,831	26,687	143	1
Blocks Board 6_2_3:	5	5	0	0
Forced Sales Board:	2	0	2	0
Special Terms Board:	0	0	0	0

## Trading Details by Athex Sectors and Financial Instruments (ETFs)

Code	Sectors	Gain / Lose / Same	Number of Trades	Transactions Volume	Transactions Value	% of Total Trans. Value
3010	- Banks	0 / 6 / 0	6,864	12,058,085	15,646,730.04	25.45%
5510	- Basic Resources	6 / 7 / 2	1,223	576,301	1,254,476.54	2.04%
5010	- Construction & Materials	3 / 9 / 2	1,833	584,530	2,255,292.49	3.67%
4020	- Consumer Products & Services	6 / 3 / 1	1,415	218,666	2,347,346.25	3.82%
6010	- Energy	1 / 1 / 2	1,450	406,663	4,538,889.15	7.38%
12000	- Financial Instruments	0 / 1 / 0	1	1	20.59	0.00%
3020	- Financial Services	0 / 3 / 0	245	266,180	185,566.36	0.30%
4510	- Food Beverage & Tobacco	1 / 4 / 0	563	73,554	1,295,812.35	2.11%
2010	- Health Care	2 / 1 / 0	41	6,631	5,405.94	0.01%
5020	- Industrial Goods & Service	2 / 11 / 2	2,643	813,290	4,503,982.01	7.33%
3030	- Insurance	0 / 0 / 2	12	6,766	51,348.88	0.08%
4030	- Media	0 / 0 / 0	---	---	---	---
4520	- Personal Care, Drug & Grocery Stores	1 / 2 / 0	183	44,867	243,245.28	0.40%
3510	- Real Estate	5 / 1 / 1	1,006	364,301	1,353,014.55	2.20%
4040	- Retail	2 / 3 / 0	454	102,354	359,802.49	0.59%
1010	- Technology	4 / 3 / 2	1,194	279,620	987,554.71	1.61%
1510	- Telecommunications	1 / 1 / 0	2,117	528,419	8,446,294.21	13.74%
4050	- Travel & Leisure	1 / 4 / 1	1,934	946,890	11,529,569.04	18.75%
6510	- Utilities	0 / 4 / 1	3,660	1,041,658	6,472,614.24	10.53%

## Top 10 best &amp; worst performing Shares

## Main Market

With positive Price change			With negative Price change		
	Closing price	change		Closing price	change
KORDELLOS BROS SA (CR)	0.606	4.48% #	CENERGY HOLDINGS (CB)	3.255	-4.68% €
QUALITY & RELIABILITY SA (CR)	0.461	3.60% #	TITAN CEMENT (CB)	12.6	-4.40% €
KEKROPS SA (CR)	2.2	3.53% #	VIOHALCO SA/NV (CB)	4.1	-4.21% €
PREMIA (CR)	1.38	2.99% #	GR. SARANTIS S.A. (CR)	7.12	-3.65% €
PAPOUTSANIS (CR)	2.61	2.76% #	AEGEAN AIRLINES (CR)	5.04	-3.26% €
UNIBIOS (CR)	0.636	0.95% #	BRIQ PROPERTIES (CR)	2.03	-2.87% €
FOURLIS (CR)	3.725	0.95% #	EYDAP S.A. (CR)	6.75	-2.74% €
LAMDA DEVELOPMENT SA (CR)	6.14	0.74% #	TPA SA (CR)	24.9	-2.35% €
TECHNICAL OLYMPIC SA (CR)	1.738	0.69% #	HELLENIC EXCHANGES-A.S.E. (CR)	3.545	-2.21% €
ENTERSOFT (CR)	5	0.40% #	CC HBC AG (CR)	19.11	-2.18% €
With the highest Transactions Value			With the highest Transactions Volume		
	Value (thou. €)	change		Volume	change
OPAP (CR)	11,282.98	-0.46% €	EUROBANK HOLDINGS (CR)	5,587,339	-1.33% €
OTE (CR)	8,437.64	-1.80% €	ALPHA SERVICES HOLD (CR)	3,848,677	-1.12% €
EUROBANK HOLDINGS (CR)	5,605.70	-1.33% €	NATIONAL BANK (CR)	1,371,607	-0.90% €
PPC (CR)	4,268.20	-1.77% €	PIRAEUS FINANCIAL HOLD (CR)	1,226,388	-1.80% €
NATIONAL BANK (CR)	4,245.57	-0.90% €	OPAP (CR)	872,270	-0.46% €
ALPHA SERVICES HOLD (CR)	4,097.69	-1.12% €	PPC (CR)	592,948	-1.77% €
MOTOR OIL (CR)	3,594.58	0.00% -	OTE (CR)	527,402	-1.80% €
MYTILINEOS (CR)	3,225.72	-1.12% €	ADMIE (IPTO) HOLDING S.A. (CR)	320,892	-1.35% €
JUMBO SA (CR)	2,194.85	-1.96% €	ELVALHALCOR (CR)	282,246	-1.78% €
PIRAEUS FINANCIAL HOLD (CR)	1,673.15	-1.80% €	MOTOR OIL (CR)	269,570	0.00% -

Note: Stocks that are not included in the "Under Supervision" category, and the transactions value is more than 10,000 €.

## Derivatives Summary

	Number of Trades	Volume	Open Interest
<b>Index Futures</b>	<b>234</b>	<b>934</b>	<b>3,068</b>
FTSE/Athex Banks	0	0	0
FTSE/Athex Large Cap	234	934	3,068
<b>Stock Futures</b>	<b>949</b>	<b>14,237</b>	<b>288,417</b>
ADMIE (IPTO) HOLDING S.A. (CR)	4	17	4,435
ALPHA SERVICES HOLD (CR)	152	6,308	87,318
CC HBC AG (CR)	17	38	1,355
CENERGY HOLDINGS (CB)	42	172	10,045
ELLAKTOR (CR)	14	194	10,724
EUROBANK HOLDINGS (CR)	88	2,236	32,987
EYDAP S.A. (CR)	3	7	351
FOURLIS (CR)	8	19	2,243
GEK TERNA (CR)	12	38	5,631
HELLENIC EXCHANGES-A.S.E. (CR)	3	20	1,013
HELLENIC PETROLEUM (CR)	8	26	1,355
INTRACOM HOLDINGS (CR)	28	156	5,366
JUMBO SA (CR)	17	17	1,013
LAMDA DEVELOPMENT SA (CR)	30	166	5,150
MARFIN INVESTMENT GROUP (CR)	0	0	29,995
MOTOR OIL (CR)	14	32	2,198
MYTILINEOS (CR)	26	100	6,063
NATIONAL BANK (CR)	224	2,924	30,908
OPAP (CR)	23	38	1,531
OTE (CR)	71	196	1,185
P.P.A. S.A. (CR)	1	4	682
PIRAEUS FINANCIAL HOLD (CR)	31	856	21,895
PPC (CR)	83	477	14,389
TERNA ENERGY (CR)	16	84	1,805
TITAN CEMENT (CB)	15	38	902
VIOHALCO SA/NV (CB)	19	74	7,878
<b>Index Options</b>	<b>10</b>	<b>147</b>	<b>530</b>
FTSE/Athex Large Cap	10	147	530
<b>Stock Options</b>	<b>11</b>	<b>49</b>	<b>621</b>
ALPHA SERVICES HOLD (CR)	0	0	0
NATIONAL BANK (CR)	0	0	356
OPAP (CR)	1	1	64
OTE (CR)	0	0	25
PIRAEUS FINANCIAL HOLD (CR)	0	0	0
PPC (CR)	10	48	176
<b>Total Derivatives Traded</b>	<b>1,204</b>	<b>15,367</b>	<b>292,636</b>









## Daily Official List

## Section 2: Analytic Figures of Shares Transactions

Year: 143 Trading Day No: 57

Thursday, 24 March, 2022

Number of Outstanding Securities	Nominal Value	Dividends [1]			Date of Last Coupon		Note	Shares	Closing price	% change	Previous closing price/date	Open price	Price min	Price max	Last price	Avg price	Last Bid [7]	Last Ask [7]	P/E after tax	Year	Volume	Trades	Transactions Value[8]	Company Mkt Value (thou. €)	Year low	Year high	Sector[4]	
		2019	2020	2021	Dividend [2]	Right																						
6,325,000	0.600	0.095	---	---	17/09/2020	17/02/2014	---	VOGIATZOGLOU SYSTEMS SA (CR)	1.89	---	1.89	23/03/2022	---	---	---	---	100@1.78	75@1.89	---	---	---	---	---	11,954.25	1.78	2.16	50205010	
15,000,000	0.300	---	---	---	06/07/2007	18/07/2000	---	DAIOS PLASTICS SA (CR)	3.32	---	3.32	23/03/2022	---	---	---	---	100@3.10	---	---	---	---	---	---	49,800.00	3.04	3.34	50203015	
9,520,980	0.400	0.0105	0.0105	---	15/06/2021	14/07/2000	---	KARAMOLEGOS SA (CR)	3.22	---	3.22	23/03/2022	---	---	---	---	392990@3.22	---	---	---	---	---	---	30,657.56	2.98	3.24	45102020	
2,760,000	11.83	9.4	9.4	---	05/07/2021	16/07/1990	---	KARELIA (CR)	274	---	274	23/03/2022	---	---	---	---	1@276.00	1@284.00	---	---	---	---	---	756,240.00	270	290	45103010	
6,700,000	0.800	0.191	0.179	---	22/12/2021	29/05/2014	---	MILLS KEPENOS (CR)	2.64	0.76 P	2.62	23/03/2022	2.64	2.62	2.64	2.62	39@2.62	---	13.68	2020	102	2	269.24	17,688.00	2.3	3.26	45102020	
18,017,472	0.360	---	---	---	15/06/2010	28/08/2017	---	KTIMA KOSTAS LAZARIDIS SA (CR)	1.75	---	1.75	23/03/2022	---	---	---	---	200@1.63	969@1.78	---	---	---	---	---	31,530.58	1.56	1.95	45101015	
21,364,000	1.12	---	---	---	29/07/2019	10/08/2005	---	LAMPSA HOTEL SA (CR)	20.2	---	20.2	23/03/2022	---	---	---	---	50@20.00	50@21.00	---	---	---	---	---	431,552.80	19.4	22	40501025	
53,154,140	0.120	---	---	---	15/07/2008	24/11/2020	---	NIKAS SA (CR)	1.24	---	1.24	23/03/2022	---	---	---	---	587011@1.24	4748@1.36	---	---	---	---	---	65,911.13	1.22	1.31	45102020	
10,080,000	3.00	1.17	1.42	---	30/06/2021	27/08/2001	---	TPA SA (CR)	24.9	-2.35 E	25.5	23/03/2022	24.9	24.9	25.3	24.9	25.007	10@24.80	7@24.90	12.50	2020	1,600	23	40,011.40	250,992.00	23.5	27.8	50206060
27,379,200	1.43	0.3654	---	---	03/07/2020	29/07/2021	---	CRETE PLASTICS SA (CR)	15.7	---	15.7	23/03/2022	---	---	---	---	66@16.00	200@17.00	---	---	---	---	---	429,853.44	15.7	19.9	50203015	
255,494,534	2.71	0.613	0.352	0.11	14/12/2021	30/09/2021	---	PRODEA (CR)	8.1	---	8.1	23/03/2022	7.95	7.65	7.95	7.8	7.709	102@7.65	20@7.70	---	---	206	7	1,588.05	2,069,505.73	7.6	9.45	35102000
4,181,450	0.500	---	---	---	21/08/2000	05/03/2002	---	FLOUR MILLS SARANTOPOULOS SA	1.41	---	1.41	23/03/2022	---	---	---	---	---	480@1.35	---	---	---	---	---	5,895.84	1.33	1.69	45102020	

## Exchange Traded Funds (ETFs)

882,175	---	---	---	---	15/06/2016	---	ALPHA ETF FTSE Athex Large Cap	20.59	-1.10 E	20.82	23/03/2022	20.59	20.59	20.59	20.59	20.59	150@20.46	108@20.82	---	---	1	1	20.59	---	19.15	23.98	12003
---------	-----	-----	-----	-----	------------	-----	--------------------------------	-------	---------	-------	------------	-------	-------	-------	-------	-------	-----------	-----------	-----	-----	---	---	-------	-----	-------	-------	-------

## Surveillance

356,314,416	0.660	---	---	---	07/07/2010	21/09/2017	5160	FRIGOGLASS SA (CR)	0.097	-1.02 E	0.098	23/03/2022	0.099	0.096	0.099	0.097	0.097	1000@0.097	51989@0.098	---	---	248,971	69	24,200.49	34,562.50	0.09	0.192	50204000
51,081,030	1.00	---	---	---	20/08/2007	03/09/2007	4912	LAVIPHARM SA (CR)	0.525	-0.94 E	0.53	23/03/2022	0.52	0.52	0.53	0.525	0.525	5079@0.520	1220@0.530	---	---	4,800	9	2,517.75	26,817.54	0.5	0.74	20103015
65,326,268	0.530	---	---	---	04/07/2007	19/07/2006	4750	SATO SA (CR)	0.034	---	0.034	23/03/2022	0.029	0.029	0.03	0.03	0.03	7000@0.028	10000@0.036	---	---	2,760	4	82.44	2,221.09	0.027	0.08	40202015
13,191,620	0.620	---	---	---	04/08/2010	09/09/2002	5232	YALCO - CONSTANTINOU (CR)	0.28	-3.45 E	0.29	23/03/2022	0.28	0.28	0.28	0.28	0.28	400@0.250	9650@0.280	---	---	1,500	3	420.00	3,693.65	0.1	0.32	40202020
13,000,000	1.00	---	---	---	01/08/2007	07/04/2000	5093	AKRITAS SA (CR)	0.5	---	0.5	23/03/2022	0.5	0.5	0.5	0.5	0.5	---	10@0.498	---	---	50	1	25.00	6,500.00	0.442	0.67	50101035
221,519,681	0.300	---	---	---	02/07/2008	28/02/2011	4957	ANEK LINES SA (CR)	0.073	1.39 P	0.072	23/03/2022	0.073	0.073	0.073	0.073	0.073	3980@0.072	590@0.077	---	---	2,840	3	207.32	16,514.14	0.071	0.0985	40501015
312,163	0.300	---	---	---	02/07/2008	28/02/2011	4959	ANEK LINES SA (PR, issue '90)	0.072	---	0.072	23/03/2022	---	---	---	---	---	---	---	---	---	---	---	---	16,514.14	0.072	0.072	40501015
2,969,713	0.300	---	---	---	02/07/2008	28/02/2011	4958	ANEK LINES SA (PR, issue '96)	0.108	---	0.108	23/03/2022	---	---	---	---	---	---	133@0.087	---	---	---	---	---	16,514.14	0.0865	0.108	40501015
6,330,002	0.300	---	---	---	25/06/2002	15/03/2019	5162	VARVARESSOS (CR)	0.36	---	0.36	23/03/2022	---	---	---	---	---	---	495@0.360	---	2020	---	---	---	2,278.80	0.24	0.464	55101020
17,579,754	4.16	---	---	---	18/08/2006	02/08/2010	---	BIOTER SA (CR)	0.444	---	0.444	23/03/2022	0.44	0.44	0.444	0.444	0.441	285@0.390	5925@0.440	---	---	234	4	103.10	7,805.41	0.35	0.59	50101010
4,968,600	2.88	---	---	---	01/07/1998	14/12/1998	5245	VIS SA (CR)	1	---	1	23/03/2022	---	---	---	---	---	100000@0.800	10000@1.20	---	2020	---	---	---	4,968.60	0.8	1	50203030
3,961,300	1.28	---	---	---	29/06/2004	03/08/2000	5248	DUROS SA (CR)	0.338	19.86 P	0.282	23/03/2022	0.282	0.282	0.338	0.338	0.327	---	---	---	2020	4,450	13	1,454.90	1,338.92	0.28	0.398	40204020
51,754,364	0.300	---	---	---	23/12/2003	24/01/2007	5197	SELECTED TEXT. IND. ASSOC (CR)	0.242	7.08 P	0.226	23/03/2022	0.226	0.226	0.242	0.242	0.234	1000@0.220	900@0.240	---	---	2,000	2	468.00	12,524.56	0.21	0.282	55101020
152,261,721	0.300	---	---	---	30/05/2013	14/11/2007	5246	INTRALOT (CR)	0.53	---	0.53	23/03/2022	0.525	0.525	0.53	0.53	0.529	100@0.525	20392@0.530	---	---	20,622	27	10,914.66	80,698.71	0.462	0.755	40501020
7,125,216	0.650	---	---	---	01/07/2005	14/12/1999	4955	KRE.KA SA (CR)	0.184	---	0.184	23/03/2022	---	---	---	---	---	---	1976@0.179	---	2020	---	---	---	1,311.04	0.136	0.194	45102010
7,734,375	1.00	---	---	---	09/07/2007	07/01/2011	5112	LIVANIS SA (CR)	0.185	---	0.185	23/03/2022	---	---	---	---	---	---	31@0.222	---	---	---	---	---	1,430.86	0.136	0.2	40301030
15,842,391	1.51	---	---	---	15/07/2009	12/05/2000	5141	BITROS HOLDING SA (CR)	0.72	16.13 P	0.62	23/03/2022	0.72	0.72	0.72	0.72	0.72	1000@0.510	172@0.720	---	---	500	2	360.00	11,406.52	0.535	0.75	55102010
24,319,250	0.300	---	---	---	09/07/2002	04/07/2007	5165	PROODEFTIKH SA (CR)	0.31	-6.06 E	0.33	23/03/2022	0.33	0.31	0.33	0.31	0.321	453@0.310	569@0.330	---	---	3,447	8	1,106.57	7,538.97	0.29	0.41	50101010
28,438,268	0.300	---	---	---	21/08/2006	24/11/1999	5253	SPIROY AGRICULTURE SA (CR)	0.22	---	0.22	23/03/2022	---	---	---	---	---	2000@0.200	4207@0.230	---	---	---	---	---	6,256.42	0.179	0.256	45102010
766,000	1.00	---	---	---	01/07/2004	11/12/2012	5193	TRIA ALFA SA (CR)	9.7	---	9.7	23/03/2022	---	---	---	---	---	---	300@8.30	---	2020	---	---	---	8,106.40	8.8	9.9	55101020
245,000	1.00	---	---	---	19/07/2010	11/12/2012	5194	TRIA ALFA SA (PR)	2.76	---	2.76	23/03/2022	---	---	---	---	---	---	205@3.08	---	2020	---	---	---	8,106.40	2.7	4.2	55101020

Number of Outstanding Securities	Nominal Value	Dividends [1]			Date of Last Coupon		Note	Shares	Closing price	% change	Previous closing price/date	Open price	Price min	Price max	Last price	Avg price	Last Bid [7]	Last Ask [7]	P/E after tax	Year	Volume	Trades	Transactions Value[8]	Company Mkt Value (thou. €)	Year low	Year high	Sector[4]
		2019	2020	2021	Dividend [2]	Right																					
5,867,311	0.300	--	--	--	11/08/2010	28/04/2017	5243	DIONIC (CR)	0.11	-- ↘	0.11	30/06/2020	--	--	--	--	--	--	--	--	--	--	645.40	0.11	0.11	50205010	
66,948,210	0.300	--	--	--	22/09/2015	22/09/2015	5179	FOLLI FOLLIE (CR)	4.8	-- ↘	4.8	24/05/2018	--	--	--	--	--	--	--	--	--	--	321,351.41	4.8	4.8	40401030	
12,417,000	0.310	--	--	--	27/08/2019	28/08/2017	5233	MLS MULTIMEDIA SA (CR)	0.57	-- ↘	0.57	12/05/2020	--	--	--	--	--	--	--	--	--	--	7,077.69	0.57	0.57	10101015	
33,301,715	0.320	--	--	--	27/06/2003	08/07/2009	5241	AEGEK (CR)	0.035	-- ↘	0.035	25/06/2020	--	--	--	--	--	--	--	--	--	--	1,165.56	0.035	0.035	50101010	
4,737,503	0.320	--	--	--	22/06/2005	22/09/2015	5115	VARANGIS AVEPE S.A. (CR)	0.11	-- ↘	0.11	02/03/2022	--	--	--	--	--	--	--	--	--	--	521.13	0.11	0.11	40202015	
77,126,446	0.340	--	--	--	23/05/2005	18/08/2011	5206	G.E. DIMITRIOU (CR)	0.0125	-- ↘	0.0125	30/04/2019	--	--	--	--	--	--	--	--	--	--	964.08	0.0125	0.0125	40202020	
7,085,888	1.59	--	--	--	02/07/1996	06/09/2010	5216	ELVIEK (CR)	2.6	-- ↘	2.6	30/09/2019	--	--	--	--	--	--	--	--	--	--	18,423.31	2.6	2.6	35101010	
25,179,640	0.600	--	--	--	08/08/1994	19/09/2000	5191	J.BOUTARIS & SON (CR)	0.026	-- ↘	0.026	01/10/2018	--	--	--	--	--	--	--	--	--	--	742.45	0.026	0.026	45101015	
1,540,000	0.600	--	--	--	08/08/1994	19/09/2000	5192	J.BOUTARIS & SON (PR)	0.057	-- ↘	0.057	01/10/2018	--	--	--	--	--	--	--	--	--	--	742.45	0.057	0.057	45101015	

## Suspension Status

## Shares' Notes

Code	Note text
( )	- Adjusted dividends.
*	- Last adjusted closing price.
[1]	- Net dividends.
[2]	- The "Date of Last Coupon" for New listings refers to the date company's stocks started to trade in Athex
[3]	- The Company Market Value is referred to the number of outstanding shares
[4]	- Sectors codification can be found in Appendix A
[5]	- The Market Value refers to the total number of shares listed (including their several classes) in the exchange by the company.
[6]	- P/E greater than 100
[7]	- Last view of the Order Book before the end of the trading session
[8]	- All Blocks Methods' Transactions Value are included.
4750	- Transfer to the Under Surveillance Category from 8/4/2011.
4912	- Transfer to the Surveillance Category as of 31/7/2012.
4955	- Transfer to the Surveillance Category as from 5/4/2013.
4957	- Transfer to the Surveillance Category as from 5/4/2013.
4958	- Transfer to the Surveillance Category as from 5/4/2013.
4959	- Transfer to the Surveillance Category as from 5/4/2013.
5093	- Transfer to the Surveillance Category as of 8/4/2015.
5112	- Transfer to the Surveillance Category as of 15/04/2016.
5115	- Transfer to the Surveillance Category as of 15/04/2016.
5141	- Transfer to the Surveillance Category as of 10/05/2017.
5160	- Transfer to the Surveillance Category as of 15/04/2016.
5162	- Transfer to the Under Supervision Category as of 21/12/2009.
5165	- Transfer to the Surveillance Category as of 15/02/2018.
5179	- Suspension of trading as of 25/05/2018.
5191	- Suspension of trading as of 02/10/2018.
5192	- Suspension of trading as of 02/10/2018.
5193	- Transfer to the Surveillance Category as of 25/10/2018.
5194	- Transfer to the Surveillance Category as of 25/10/2018.
5197	- Transfer to the Surveillance Category as of 07/11/2018.
5206	- Suspension of trading as of 02/05/2019.
5216	- Suspension of trading as of 01/10/2019.
5232	- Transfer to the Under Surveillance Category from 08/04/2011.
5233	- Suspension of trading as of 13/05/2020.
5241	- Suspension of trading as of 26/06/2020.
5243	- Suspension of trading as of 01/07/2020.
5245	- Transfer to the Surveillance Category as of 09/07/2020.
5246	- Transfer to the Surveillance Category as of 09/07/2020.
5248	- Transfer to the Surveillance Category as of 06/09/20116.
5253	- Transfer to the Surveillance Category as of 14/5/2021.

### Securities Blocks Details

Securities	Block Volume	Price	Block Trade Value	Time of approval	Note
OPAP (CR)	336,438	12.97	4,363,600.86	10:33:11	20
OPAP (CR)	50,000	12.94	647,000.00	10:48:30	20
MOTOR OIL (CR)	100,000	13.32	1,332,000.00	13:30:24	20
MOTOR OIL (CR)	30,000	13.32	399,600.00	15:45:19	20
EUROBANK HOLDINGS (CR)	1,083,317	1.00	1,085,483.63	17:07:05	20

### Blocks Notes

- 9 - Method 6-1 / Special Fees
- 10 - Method 6-1 / Special Fees, SDS
- 14 - Method 6-3 / Settlement, Incomplete Buy and Sell
- 18 - Method 6-2 / SPOT 1
- 19 - Method 6-2 / SPOT 2
- 20 - Method 6-1 and Method 6-1 Same Day Settlement
- 21 - Other Pre-agreed

## Shares Rights Details

Occured date	Exercise from	Exercise until	Trading until	Rights	Price min	Price max	Closing price	Last Bid	Last Ask	Volume	Trades	Transactions Value
--------------	---------------	----------------	---------------	--------	-----------	-----------	---------------	----------	----------	--------	--------	--------------------

No Rights Transactions.



### Forced Sales Details

Securities	Category of Security	Transactions Volume	Number of Trades	Transactions Value	Note
PROODEFTIKH SA (CR)	Stocks	97	1	30.07	1
DUROS SA (CR)	Stocks	10	1	3.38	1

### Forced Sales Notes

- 1 - Compulsory Public Forced Sales
- 2 - Forced Sales of Fixed Registered Shares
- 3 - Forced Sales of Remaining Fractional Shares

## Exchange Traded Funds (ETFs) Characteristics

	Transactions Date (T)	Creation / Redemption	Units (T-1)	New Units (T-1)	Redemption Units (T-1)	Units (T) [1]	Fund Assets [2]	Net Unit Price	Dividend per Unit	Dividend Date
ALPHA ETF FTSE Athex Large Cap	24/03/2022	5,000	882,175	---	---	882,175	18,374,490.00	20.8286	0.71	01/07/2021

## ETFs Notes

[1] - Units (T) = Units (T-1) + New Units (T-1) - Redemption Units (T-1)

[2] - The Creation / Redemption Units of T-1 are included.

## Non Convertible Corporate Bonds - Regulated Market

Num Listed Bonds	Nominal price	Issue price	Today's Rate	Exp. Date	Duration (years)	Note	Coupon		Trading Unit	Corporate Bonds	Accrued Int.	Yield.T.Mat	Price min	Price max	Closing price	Previous closing price/date	Volume	Transactions Value	Last order		ear min	Year max		
							Common	Preferred											Price	Buy / Sell			Date	
120,000	1,000.00	1,000.00	3.95	04/04/2025	7	---	8	---	1	GEK TERNA S.A. (Non Convertible)	19.3111	3.3750	---	---	---	100.1050	23/03/2022	---	---	100.3000	B	24/03/2022	99.3357	103.2000
320,000	1,000.00	1,000.00	3.40	21/07/2027	7	---	4	---	1	LAMDA DEVELOPMENT S.A. (Non Convertible)	6.3278	3.3750	98.5000	99.5000	99.2261	98.7060	23/03/2022	475,000	475,467.49	99.3000	B	24/03/2022	93.0000	102.0000
200,000	1,000.00	1,000.00	2.10	27/10/2027	7	---	3	---	1	O.P.A.P. S.A. (Non Convertible)	8.9250	2.0500	99.9399	100.0000	99.9406	99.5000	23/03/2022	101,000	101,841.40	97.9600	B	24/03/2022	96.0000	101.7500
250,000	1,000.00	1,000.00	2.45	16/11/2028	7	---	1	---	1	ELVALHALCOR S.A. (Non Convertible)	9.0514	3.1410	96.0000	96.0000	96.0000	96.1290	22/03/2022	5,000	4,845.26	96.0000	B	24/03/2022	90.5001	100.2900
120,000	1,000.00	1,000.00	2.65	06/12/2028	7	---	1	---	1	NOVAL PROPERTY REIC (Non Convertible)	8.3181	3.3460	---	---	---	95.9980	22/03/2022	---	---	91.8313	B	24/03/2022	91.5106	100.0000
300,000	1,000.00	1,000.00	2.30	14/12/2028	7	---	1	---	1	GEK TERNA S.A. (Non Convertible)	6.7083	4.1330	---	---	---	90.1000	23/03/2022	---	---	90.1000	B	24/03/2022	89.3899	100.0000
100,000	1,000.00	1,000.00	2.95	11/02/2027	5	---	1	---	1	SAFE BULKERS PARTICIPATIONS PLC (Non Convertible)	3.7694	4.2790	---	---	---	94.5030	23/03/2022	---	---	93.5600	B	24/03/2022	94.5000	99.9990
500,000	1,000.00	1,000.00	2.75	03/07/2027	7	---	4	---	1	GEK TERNA S.A. (Non Convertible)	6.4931	4.4690	91.5000	91.9700	91.6465	91.5000	23/03/2022	119,000	109,831.96	91.0501	B	24/03/2022	90.5000	99.0000
150,000	1,000.00	1,000.00	2.60	22/10/2026	7	---	5	---	1	TERNA ENERGY FINANCE S.A. (Non Convertible)	11.4111	2.7960	96.1100	98.8900	98.4604	96.2080	23/03/2022	103,000	102,589.56	96.3500	B	24/03/2022	92.9810	99.9900
175,000	1,000.00	1,000.00	3.40	26/07/2024	5	---	6	---	1	ATTICA HOLDINGS S.A. (Non Convertible)	5.8556	4.8240	95.5000	97.0000	96.0213	96.4840	22/03/2022	69,000	66,658.75	96.2501	B	24/03/2022	94.5217	99.4500
90,000	1,000.00	1,000.00	3.00	11/05/2023	5	---	8	---	1	CORAL A.E. (Non Convertible)	11.5000	2.6360	---	---	---	100.0600	22/03/2022	---	---	100.0700	B	24/03/2022	99.8036	102.0000
20,148	1,000.00	1,000.00	4.95	26/06/2023	5	---	8	---	1	B&F COMM. & GARM. INDUS. S.A. (Non Convertible)	12.6500	4.1670	---	---	---	100.0000	23/03/2022	---	---	98.0001	B	24/03/2022	99.0000	101.0000
200,000	1,000.00	1,000.00	1.90	23/03/2028	7	---	3	---	1	MOTOR OIL CORINTH REFINERIES SA (Non Convertible)	0.3167	2.4400	95.5010	97.5000	96.8869	95.9990	23/03/2022	154,000	149,254.62	95.5040	B	24/03/2022	94.5000	99.2000
100,000	1,000.00	1,000.00	2.70	25/05/2026	5	---	2	---	1	COSTAMARE PARTICIPATIONS PLC (Non Convertible)	9.3000	3.4340	97.0000	97.0000	97.0000	97.0000	23/03/2022	2,000	1,958.60	97.0001	B	24/03/2022	95.3065	102.0000
300,000	1,000.00	1,000.00	2.30	20/07/2028	7	---	2	---	1	PRODEA REIC S.A.(Non Convertible)	4.3444	4.1060	90.0600	90.8999	90.4994	90.1480	23/03/2022	102,000	92,757.42	90.1501	B	24/03/2022	89.3428	98.1000
150,000	1,000.00	1,000.00	2.65	22/10/2026	5	---	1	---	1	CPLP SHIPPING HOLDINGS PLC (Non Convertible)	11.6306	3.7450	95.5000	95.5000	95.5000	96.0000	22/03/2022	22,000	21,265.87	96.1000	B	24/03/2022	94.2138	100.0000
100,000	1,000.00	1,000.00	2.80	25/01/2027	5	---	1	---	1	PREMIA S.A. (Non Convertible)	4.9000	4.0280	---	---	---	94.8910	23/03/2022	---	---	94.0000	B	24/03/2022	92.2001	99.5000
200,000	1,000.00	1,000.00	3.60	12/03/2026	7	---	7	---	1	AEGEAN AIRLINES S.A. (Non Convertible)	1.5000	3.8050	97.5000	98.0000	97.8125	98.2500	23/03/2022	8,000	7,837.00	97.5000	B	24/03/2022	95.8165	101.3000

## Corporate Bonds Notes

Transactions Volume = (Pieces) \* (Nominal Price). Transactions Value = (Pieces) \* (Nominal Price) \* (price %) + (Accrued interest).

The price of a Bond is stated as a percentage (%) of Bond's Nominal Price.

Nominal Price in Euros (€), except if it is noted differently.

## Government Bonds

Number Listed Bonds	Nominal price	Today's Rate	Accrued Interest Calc	Exp. Date [1]	Duration (years)	Note	Coupons Date	Curr. coupon value	Trading Unit	Government Bonds	Price min	Price max	Closing price	Previous closing price/date	Volume	Transactions Value	Price	Last order Buy / Sell	Date
3,000,000	1,000.00	4.38	Actual/Actual	01/08/2022	5	---	01/08	4.38	1	GGB-FXD-010822-05Y-4.375-1.000	---	---	---	---	---	---	1.0000	B	28/11/2018
4,500,000	1,000.00	1.88	Actual/Actual	04/02/2035	15	---	04/02	1.88	1	GGB-FXD-040235-15Y-1.875-1.000	---	---	---	---	---	---	---	---	---
2,500,000	1,000.00	3.45	Actual/Actual	02/04/2024	5	---	02/04	3.45	1	GGB-FXD-020424-05Y-3.450-1.000	---	---	---	---	---	---	---	---	---
6,000,000	1,000.00	0.75	Actual/Actual	18/06/2031	10	---	18/06	0.75	1	GGB-FXD-180631-10Y-0.750-1.000	---	---	---	---	---	---	---	---	---
4,355,990,324	1.00	3.50	Actual/Actual	30/01/2023	5	---	01/02 - 31/01	3.50	1	GGB-FXD-300123-05Y-3.500-1.00	---	---	---	94.5720 13/07/2018	---	---	1.0000	B	28/11/2018
5,962,747,327	1.00	3.75	Actual/Actual	30/01/2028	10	---	/02 - 01/02 - 31/	3.75	1	GGB-FXD-300128-10Y-3.750-1.00	---	---	---	85.4610 13/07/2018	---	---	1.0000	B	28/11/2018
6,567,309,386	1.00	3.90	Actual/Actual	30/01/2033	15	---	/02 - 01/02 - 31/	3.90	1	GGB-FXD-300133-15Y-3.900-1.00	---	---	---	78.6730 13/07/2018	---	---	1.0000	B	28/11/2018
5,222,848,349	1.00	4.00	Actual/Actual	30/01/2037	19	---	/02 - 01/02 - 31/	4.00	1	GGB-FXD-300137-19Y-4.000-1.00	---	---	---	77.0370 13/07/2018	---	---	1.0000	B	28/11/2018
5,126,770,669	1.00	4.20	Actual/Actual	30/01/2042	24	---	/02 - 01/02 - 31/	4.20	1	GGB-FXD-300142-24Y-4.200-1.00	---	---	---	77.7640 13/07/2018	---	---	1.0000	B	28/11/2018
119,550,565	1.00	4.30	Actual/Actual	24/02/2023	11	---	24/02	4.30	1	GGB-FXD-240223-11Y-2.000-1.00	---	---	---	10.0000 22/06/2015	---	---	10.0000	B	11/07/2019
48,794,718	1.00	4.30	Actual/Actual	24/02/2024	12	---	24/02	4.30	1	GGB-FXD-240224-12Y-2.000-1.00	---	---	---	10.0000 22/06/2015	---	---	---	---	---
40,248,141	1.00	4.30	Actual/Actual	24/02/2025	13	---	24/02	4.30	1	GGB-FXD-240225-13Y-2.000-1.00	---	---	---	10.0000 22/06/2015	---	---	---	---	---
59,586,043	1.00	4.30	Actual/Actual	24/02/2026	14	---	24/02	4.30	1	GGB-FXD-240226-14Y-2.000-1.00	---	---	---	10.0000 22/06/2015	---	---	---	---	---
41,118,344	1.00	4.30	Actual/Actual	24/02/2027	15	---	24/02	4.30	1	GGB-FXD-240227-15Y-2.000-1.00	---	---	---	10.0000 22/06/2015	---	---	---	---	---
45,137,734	1.00	4.30	Actual/Actual	24/02/2028	16	---	24/02	4.30	1	GGB-FXD-240228-16Y-2.000-1.00	---	---	---	10.0000 22/06/2015	---	---	---	---	---
61,768,888	1.00	4.30	Actual/Actual	24/02/2029	17	---	24/02	4.30	1	GGB-FXD-240229-17Y-2.000-1.00	---	---	---	10.0000 22/06/2015	---	---	---	---	---
54,567,744	1.00	4.30	Actual/Actual	24/02/2030	18	---	24/02	4.30	1	GGB-FXD-240230-18Y-2.000-1.00	---	---	---	10.0000 22/06/2015	---	---	---	---	---
37,541,515	1.00	4.30	Actual/Actual	24/02/2031	19	---	24/02	4.30	1	GGB-FXD-240231-19Y-2.000-1.00	---	---	---	10.0000 22/06/2015	---	---	---	---	---
37,558,317	1.00	4.30	Actual/Actual	24/02/2032	20	---	24/02	4.30	1	GGB-FXD-240232-20Y-2.000-1.00	---	---	---	10.0000 22/06/2015	---	---	---	---	---
37,473,732	1.00	4.30	Actual/Actual	24/02/2033	21	---	24/02	4.30	1	GGB-FXD-240233-21Y-2.000-1.00	---	---	---	10.0000 22/06/2015	---	---	---	---	---
33,888,293	1.00	4.30	Actual/Actual	24/02/2034	22	---	24/02	4.30	1	GGB-FXD-240234-22Y-2.000-1.00	---	---	---	10.0000 22/06/2015	---	---	---	---	---
35,177,800	1.00	4.30	Actual/Actual	24/02/2035	23	---	24/02	4.30	1	GGB-FXD-240235-23Y-2.000-1.00	---	---	---	10.0000 22/06/2015	---	---	---	---	---
35,547,268	1.00	4.30	Actual/Actual	24/02/2036	24	---	24/02	4.30	1	GGB-FXD-240236-24Y-2.000-1.00	---	---	---	10.0000 22/06/2015	---	---	---	---	---
40,246,306	1.00	4.30	Actual/Actual	24/02/2037	25	---	24/02	4.30	1	GGB-FXD-240237-25Y-2.000-1.00	---	---	---	10.0000 22/06/2015	---	---	---	---	---
37,643,952	1.00	4.30	Actual/Actual	24/02/2038	26	---	24/02	4.30	1	GGB-FXD-240238-26Y-2.000-1.00	---	---	---	10.0000 22/06/2015	---	---	---	---	---
36,977,100	1.00	4.30	Actual/Actual	24/02/2039	27	---	24/02	4.30	1	GGB-FXD-240239-27Y-2.000-1.00	---	---	---	10.0000 22/06/2015	---	---	---	---	---
41,615,000	1.00	4.30	Actual/Actual	24/02/2040	28	---	24/02	4.30	1	GGB-FXD-240240-28Y-2.000-1.00	---	---	---	10.0000 22/06/2015	---	---	---	---	---
42,227,208	1.00	4.30	Actual/Actual	24/02/2041	29	---	24/02	4.30	1	GGB-FXD-240241-29Y-2.000-1.00	---	---	---	10.0000 22/06/2015	---	---	---	---	---
68,288,487	1.00	4.30	Actual/Actual	24/02/2042	30	---	24/02	4.30	1	GGB-FXD-240242-30Y-2.000-1.00	---	---	---	10.0000 22/06/2015	---	---	---	---	---
4,000,000	1,000.00	3.88	Actual/Actual	12/03/2029	10	---	12/03	3.88	1	GGB-FXD-120329-10Y-3.875-1.000	---	---	---	---	---	---	100.0000	B	15/10/2019
4,500,000	1,000.00	0.00	Actual/Actual	12/02/2026	5	---	12/02	0.00	1	GGB-FXD-120226-05Y-0.000-1.000	---	---	---	---	---	---	---	---	---
3,000,000	1,000.00	3.38	Actual/Actual	15/02/2025	7	---	15/02	3.38	1	GGB-FXD-150225-07Y-3.375-1.000	---	---	---	---	---	---	---	---	---
250,250	1,000.00	2.90	Actual/Actual	20/03/2023	4	---	20/03	2.90	1	GGB-FXD-200323-04Y-2.900-1.000	---	---	---	---	---	---	---	---	---
964,000	1,000.00	3.25	Actual/Actual	20/03/2025	6	---	20/03	3.25	1	GGB-FXD-200325-06Y-3.250-1.000	---	---	---	---	---	---	---	---	---

## Government Bonds Notes

Transactions Volume = (Pieces) \* (Nominal Price). Transactions Value = (Pieces) \* (Nominal Price) \* (price %) + (Accrued interest).

The Value of current coupon for the issues with NV 0.01 euro refers to NV 100 euros

FLR: Floating Interest Rate.

[1] - The Expiration Date of the interest bearing period and the Date for coupon payment.

## Government Bonds

Number Listed Bonds	Nominal price	Today's Rate	Accrued Interest Calc	Exp. Date [1]	Duration (years)	Note	Coupons Date	Curr. coupon value	Trading Unit	Government Bonds	Price min	Price max	Closing price	Previous closing price/date	Volume	Transactions Value	Price	Last order Buy / Sell	Date
2,100,000	1,000.00	3.55	Actual/Actual	20/03/2026	7	---	20/03	3.55	1	GGB-FXD-200326-07Y-3.550-1.000	---	---	---	---	---	---	---	---	---
40,000	1,000.00	0.22	FLR Actual/360	16/09/2022	1	---	16/03 - 16/09	---	1	GGB-FLT-160922-01Y-0.108-1.000	---	---	---	---	---	---	---	---	---
5,500,000	1,000.00	1.50	Actual/Actual	18/06/2030	10	---	18/06	1.50	1	GGB-FXD-180630-10Y-1.500-1.000	---	---	---	---	---	---	---	---	---
5,364,250	1,000.00	3.25	Actual/Actual	20/03/2050	30	---	20/03	3.25	1	GGB-FXD-200350-30Y-3.250-1.000	---	---	---	---	---	---	---	---	---
2,424,361	1,000.00	2.00	Actual/Actual	22/04/2027	7	---	22/04	2.00	1	GGB-FXD-220427-07Y-2.000-1.000	---	---	---	---	---	---	99.9000	B	22/04/2020
2,500,000	1,000.00	1.88	Actual/Actual	23/07/2026	7	---	23/07	1.88	1	GGB-FXD-230726-07Y-1.875-1.000	---	---	---	---	---	---	---	---	---
3,500,000	1,000.00	1.88	Actual/Actual	24/01/2052	30	---	24/01	1.88	1	GGB-FXD-240152-30Y-1.875-1.000	---	---	---	---	---	---	---	---	---
3,000,000	1,000.00	1.75	Actual/Actual	18/06/2032	10	---	18/06	1.75	1	GGB-FXD-180632-10Y-1.750-1.000	---	---	---	---	---	---	---	---	---

## Government Bonds Notes

Transactions Volume = (Pieces) \* (Nominal Price). Transactions Value = (Pieces) \* (Nominal Price) \* (price %) + (Accrued interest).

The Value of current coupon for the issues with NV 0.01 euro refers to NV 100 euros

FLR: Floating Interest Rate.

[1] - The Expiration Date of the interest bearing period and the Date for coupon payment.

## Treasury Bills &amp; Zero Coupon Government Bonds

Issue Date	13-Week Maturity									26-Week Maturity							52-Week Maturity										
	Exp. Date	Initial Rate	Num Listed Bonds	Nominal price	Issue price	Last Trade Price	Last Trade Date	Volume Traded	Note	Exp. Date	Initial Rate	Num Listed Bonds	Nominal price	Issue price	Last Trade Price	Last Trade Date	Volume Traded	Note	Exp. Date	Initial Rate	Num Listed Bonds	Nominal price	Issue price	Last Trade Price	Last Trade Date	Volume Traded	Note
11/06/2021	---	---	---	---	---	---	---	---	---	---	---	---	---	---	---	---	---	---	10/06/2022	-0.31	1,600,000	1,000.00	1,003.10	---	---	---	---
10/09/2021	---	---	---	---	---	---	---	---	---	---	---	---	---	---	---	---	---	---	09/09/2022	-0.31	1,000,000	1,000.00	1,003.14	---	---	---	---
10/12/2021	---	---	---	---	---	---	---	---	---	---	---	---	---	---	---	---	---	---	09/12/2022	-0.40	600,000	1,000.00	1,004.06	---	---	---	---

Bonds in Circulation	Currency / Min nominal traded Value	Coupons Payment Date	Current Coupon Value	Note	Coupon	Trading Unit	Issue Date	Duration (years)	Today's Interest	A.I.C in days	Bonds	Last price of previous days		Last Outcry in Cash (euro)			Trades in Pieces	Life min	Life Max
												Price	Buy / Sell	Price	Buy / Sell	Date			
<b>Corporate Bonds in Foreign Currency and Euro</b>																			
103,746	GBP / 10	01/12	0.25	---	63	1	01/12/1930	98	2.5	360	National Mortgage Bank	2.27	05/02/1996	2.27	S	05/02/1996	---	2.27	2.27
0	GBP / 10	01/12	0.25	---	65	1	01/12/1928	100	2.5	360	National Mortgage Bank	---	---	---	---	---	---	---	---

## Government Bonds Notes

A.I.C: Accrued Interest Calculation base.

FLR: Floating Interest Rate.

The minimum tradeable Nominal Value for all Demeterialised Government Titles is 100 Euros.

(μτφρ-0)

## Athex &amp; ATHEXClear Members List

Member Name	Stock Market			Derivatives Market		ATHEXClear Member				
	Address	Phone	Fax	Market Member	Remote Member	Market Maker	Proprietary	Market Maker	General Clearing	Direct Clearing
A. SARRIS SECURITIES S.A. 6, ΔΡΑΓΑΤΣΑΝΙΟΥ 6 ΑΘΗΝΑ	2103367700			a						
AEONIC SECURITIES C.I.F. P.L.C. , ΛΑΪΟΥ 6, ΓΡ. 301B, ANNA COURT	35725337600			a	a					
ALPHA BANK S.A. , ΣΤΑΔΙΟΥ 40 ΑΘΗΝΑ	2103260000								a	
ALPHA FINANCE INVESTMENT SERVICES SINGLE MEMBER SA 5, ΜΕΡΛΙΝ 5 ΑΘΗΝΑ	2103677400			a		a	a	a		a
ARGUS STOCKBROKERS LTD 25 , 25 ΛΕΩΦΟΡΟΣ ΔΗΜΟΣΘΕΝΗ ΣΕΒΕΡΗ	0035722717000			a	a		a			
ATLANTIC SECURITIES LTD 37, ΠΡΟΔΡΟΜΟΥ 37	0035722445400			a	a					
AXON SECURITIES S.A. 48, ΣΤΑΔΙΟΥ 48 ΑΘΗΝΑ	2103363800			a			a			
BETA SECURITIES S.A. 29 , Λ.ΑΛΕΞΑΝΔΡΑΣ 29 ΑΘΗΝΑ	2106478930			a		a				a
BNP PARIBAS SECURITIES SERVICES 2, ΛΑΜΨΑΚΟΥ 2 ΑΘΗΝΑ	2107468500								a	
BOFA SECURITIES EUROPE SA , 112 AVENUE KL'BER 75116	+33 153655555			a	a					
CAPITAL SECURITIES S.A. 58, ΜΗΤΡΟΠΟΛΕΩΣ 58 ΑΘΗΝΑ	2103369700			a			a			
CFS SECURITIES INVESTMENT SERVICES S.A. 3, ΠΑΠΑΡΡΗΓΟΠΟΥΛΟΥ 3 ΑΘΗΝΑ	2103360800			a						
CITIGROUP GLOBAL MARKETS EUROPE AG 16, REUTERWEG 16 FRANKFURT	+49 691366-0			a	a					
CITIGROUP GLOBAL MARKETS LIMITED 1, 33 CANADA SQUARE -CANARY WHARF	+44 02079864000			a						
CREDIT SUISSE BANK (EUROPE), S.A. , CALLE AYALA 42, 3A PLANTA-B MADRID	+34917916000			a	a					
CREDIT SUISSE SECURITIES (EUROPE) LIMITED 1, ONE CABOT SQUARE LONDON	+44 2078888888			a						
CYCLOS SECURITIES S.A. 39, ΠΑΝΕΠΙΣΤΗΜΙΟΥ 39 ΑΘΗΝΑ	2103364300			a			a			
DEUTSCHE BANK S.A. 1, GREAT WINCHESTER STREET LONDON	+44 20 754 54209	00441133361437			a					
EUROBANK EQUITIES INVESTMENT FIRM S.A , ΦΙΛΕΛΗΝΩΝ 10 & ΞΕΝΟΦΩΝΤΟΣ 13 ΑΘΗΝΑ	2103720425			a		a	a			a
EUROBANK S.A. , ΟΘΩΝΟΣ 8 ΑΘΗΝΑ	2103337000								a	
EUROCORP INVESTMENT SERVICES S.A. 14, ΠΛ.ΦΙΛΙΚΗΣ ΕΤΑΙΡΕΙΑΣ 14 ΑΘΗΝΑ	2107263600			a			a			a
EUROTRUST INVESTMENT FIRM SA 113, ΣΕΒΑΣΤΟΥΠΟΛΕΩΣ 113 ΑΘΗΝΑ	2103363100			a						
EUROXX SECURITIES S.A. 7, ΠΑΛΑΙΟΛΟΓΟΥ ΧΑΛΑΝΔΡΙ	(210)-6879400	(210)-6879401								
7, ΠΑΛΕΟΛΟΓΟΥ ΧΑΛΑΝΔΡΙ	+30 2106879400	210-6879401								
G. A. PERVANAS SECURITIES- INVESTMENT SERVICES S.A. 7-9, ΣΟΦΟΚΛΕΟΥΣ 7-9 ΑΘΗΝΑ	2103727200			a						
GLOBAL CAPITAL SECURITIES & FINANCIAL SERVICES LTD 50, ΛΑΡΧΙΕΠΙΣΚΟΠΟΥ ΜΑΚΑΡΙΟΥ Γ50	0035722710710			a	a					
HELLENIC AMERICAN SECURITIES S.A. 27, ΑΝΔΡΕΑ ΠΑΠΑΝΔΡΕΟΥ 27 ΜΑΡΟΥΣΙ	2103311100			a		a				a
HELLENIC BANK (INVESTMENTS) LTD , ΑVE.ΚΥΡΙΑΚΟΥ ΜΑΤΣΙ 31 - ΡΟ BOX 24747 NICOSIA	+357 22500100	357 22500110			a					
HSBC CONTINENTAL EUROPE 109-111, Λ.ΜΕΣΟΓΕΙΩΝ 109-111	2106960000								a	
INDEX SECURITIES S.A. 6, ΔΡΑΓΑΤΣΑΝΙΟΥ 6 ΑΘΗΝΑ	2103213920			a						
J. CHR. MAVRIKIS SECURITIES S.A. 5, ΣΟΦΟΚΛΕΟΥΣ 5 ΑΘΗΝΑ	2103216730			a						
ΚΑΡΡΑ SECURITIES S.A. 15, ΒΑΛΑΩΡΙΤΟΥ 15 ΑΘΗΝΑ	2103678600			a			a			



## Athex &amp; ATHEXClear Members List

Member Name				Stock Market			Derivatives Market		ATHEXClear Member	
	Address	Phone	Fax	Market Member	Remote Member	Market Maker	Proprietary	Market Maker	General Clearing	Direct Clearing
KARAMANOF SECURITIES & INVESTMENT SERVICES S.A.				a						
2, ΠΛΑΓ.ΘΕΟΔΩΡΩΝ 2 ATHINA	2103212947									
LAIKI FINANCIAL SERVICES LTD					a					
26, AVE. VYRONOS NICOSIA	357 22367367	357 22718567								
LEON DEPOLAS SECURITIES S.A.				a		a	a			
1, ΧΡΗΣΤΟΥ ΛΑΔΑ 1 ATHINA	2103213276 -28									
MEGA EQUITY SECURITIES & FINANCIAL SERVICES PUBLIC LTD				a	a		a			
42-44, ΛΕΩΦ.ΓΡΙΒΑ ΔΙΓΕΝΗ 42-44	0035722711711									
MERIT SECURITIES S.A				a		a	a			a
5, ΣΟΦΟΚΛΕΟΥΣ 5 ATHINA	2103671880									
MERRILL LYNCH INTERNATIONAL				a						
2, 2 KING EDWARD STREET LONDON	+44 20276281000									
N. CHRYSOCHOIDIS SECURITIES S.A.				a			a			a
7-9, ΣΟΦΟΚΛΕΟΥΣ 7-9 ATHINA	2103213913									
NATIONAL BANK OF GREECE S.A.				a			a		a	
86, ΑΙΟΛΟΥ STR. ATHINA	(210)-3341000	(210)-3228187								
68, ΑΚΑΔΙΜΙΑΣ STR. ATHINA	(210)-3328817	(210)-3328678								
NATIONAL SECURITIES SINGLE MEMBER SA				a		a	a	a		
66, ΛΕΩΦΟΡΟΣ ΑΘΗΝΩΝ 128-132 & ΙΦΙΓΕΝΙΑΣ ATHINA	2103328784									
NUNTIUS BROKERAGE AND INVESTMENT SERVICES S.A				a						
6, ΔΡΑΓΑΤΣΑΝΙΟΥ 6 ATHINA	2103350599									
ONE PLUS CAPITAL LIMITED				a	a					
, 75 PRODROMOU AVENUE NICOSIA 1307	35722873760									
OPTIMA BANK S.A.				a		a	a	a	a	
32, ΑΙΓΙΑΛΕΙΑΣ 32 & ΠΑΡΑΔΕΙΣΟΥ MAROUSI	2108173663									
PANTELAKIS SECURITIES S.A.				a		a	a	a		
57, ΕΘΝΙΚΗΣ ΑΝΤΙΣΤΑΣΕΩΣ 57, ΚΤΙΠΙΟ Β CHALANDRI	2106965000									
PEGASUS SECURITIES S.A				a			a			
17, ΒΑΛΑΩΡΙΤΟΥ 17 & ΑΜΕΡΙΚΗΣ ATHINA	2103670700									
PIRAEUS BANK S.A.				a			a		a	
, ΑΜΕΡΙΚΗΣ 4 ATHINA	2103335000									
PIRAEUS SECURITIES S. A.				a		a	a	a		a
10, ΣΤΑΔΙΟΥ 10 ATHINA	2103354100									
PROCHOICE SECURITIES LTD				a	a					
57, ΛΕΩΦ.ΣΠΥΡΟΥ ΚΥΠΡΙΑΝΟΥ 57, ΑΚΙΝΗΤΑ Φ	035724661192									
SHARELINK SECURITIES & FINANCIAL SERVICES LTD				a			a			
6, HOUSE-ΘΕΟΤΟΚΗ 6 ΜΕΓΑΡΟ ΕΛΛΗΝΑ	+357 22554200									
SOCIETE GENERALE S.A.				a	a		a			
, 17 COURS VALMY, CEDEX	+157290504									
SOLIDUS SECURITIES S.A				a			a			a
64, ΛΟΥΙΖΗΣ ΠΙΑΝΚΟΥΡ 64 ATHINA	2106900600									
ST. EM. LAVRENTAKIS SECURITIES S.A.				a			a			
7-9, ΣΟΦΟΚΛΕΟΥΣ 7-9 ATHINA	2103213336									
THE CYPRUS INVESTMENT & SECURITIES CORPORATION LTD				a	a					
154, ΛΕΩΦ. ΚΥΡΗΝΕΙΑΣ	0035722121700									
UBS EUROPE SE				a	a					
, OPERNTURM, BOCKENHEIMER LANDSTRASSE 2-4	496921790									
UBS LIMITED					a					
1, FINSBURY AVENUE LONDON	+44 2075687135									

## List of Stocks under Market Making operations

Securities	Market Maker	Start Market Making	Stock Category	Suspension Status
MLS MULTIMEDIA SA (CR)	PIRAEUS SECURITIES S. A.	01/08/2019		
ALPHA ETF FTSE Athex Large Cap	ALPHA FINANCE INVESTMENT SERVICES SINGLE MEMBER SA	02/01/1900	Exchange Traded Funds (ETFs)	
	NATIONAL SECURITIES SINGLE MEMBER SA	02/01/1900		
ADMIE (IPTO) HOLDING S.A. (CR)	EUROBANK EQUITIES INVESTMENT FIRM S.A	24/05/2021	Main Market	
	HELLENIC AMERICAN SECURITIES S.A.	09/03/2020		
	PIRAEUS SECURITIES S. A.	29/06/2017		
AEGEAN AIRLINES (CR)	EUROBANK EQUITIES INVESTMENT FIRM S.A	22/09/2020	Main Market	
ALPHA SERVICES HOLD (CR)	ALPHA FINANCE INVESTMENT SERVICES SINGLE MEMBER SA	29/02/2016	Main Market	
	EUROBANK EQUITIES INVESTMENT FIRM S.A	22/10/2006		
	HELLENIC AMERICAN SECURITIES S.A.	25/07/2014		
	LEON DEPOLAS SECURITIES S.A.	04/01/2016		
	MERIT SECURITIES S.A	03/09/2012		
	NATIONAL SECURITIES SINGLE MEMBER SA	02/01/1900		
	PIRAEUS SECURITIES S. A.	28/05/2009		
ANDROMEDA SA (CR)	BETA SECURITIES S.A.	15/02/2021	Main Market	
AS COMPANY SA (CR)	EUROBANK EQUITIES INVESTMENT FIRM S.A	01/04/2019	Main Market	
ATTICA BANK S.A. (CR)	EUROXX SECURITIES S.A.	22/01/2016	Main Market	
AUTOHELLAS SA (CR)	ALPHA FINANCE INVESTMENT SERVICES SINGLE MEMBER SA	01/07/2019	Main Market	
	EUROXX SECURITIES S.A.	02/07/2018		
AVAX S.A. (CR)	EUROBANK EQUITIES INVESTMENT FIRM S.A	14/12/2015	Main Market	
	PIRAEUS SECURITIES S. A.	01/02/2021		
AVE (CR)	EUROXX SECURITIES S.A.	05/06/2020	Main Market	
BRIQ PROPERTIES (CR)	EUROBANK EQUITIES INVESTMENT FIRM S.A	09/09/2019	Main Market	
	LEON DEPOLAS SECURITIES S.A.	22/02/2021		
BYTE COMPUTER SA (CR)	MERIT SECURITIES S.A	04/08/2008	Main Market	
CC HBC AG (CR)	BETA SECURITIES S.A.	08/03/2021	Main Market	
	NATIONAL SECURITIES SINGLE MEMBER SA	02/01/1900		
	PIRAEUS SECURITIES S. A.	04/05/2015		
CENERGY HOLDINGS (CB)	ALPHA FINANCE INVESTMENT SERVICES SINGLE MEMBER SA	02/01/2016	Main Market	
	EUROBANK EQUITIES INVESTMENT FIRM S.A	02/01/2016		
	OPTIMA BANK S.A.	14/03/2022		
CNL CAPITAL (CR)	MERIT SECURITIES S.A	01/10/2018	Main Market	
EKTER SA (CR)	EUROBANK EQUITIES INVESTMENT FIRM S.A	16/10/2017	Main Market	
	LEON DEPOLAS SECURITIES S.A.	21/05/2018		
ELASTRON (CR)	LEON DEPOLAS SECURITIES S.A.	20/02/2017	Main Market	
ELLAKTOR (CR)	ALPHA FINANCE INVESTMENT SERVICES SINGLE MEMBER SA	18/03/2019	Main Market	
	EUROBANK EQUITIES INVESTMENT FIRM S.A	01/06/2012		
	EUROXX SECURITIES S.A.	24/09/2018		
	NATIONAL SECURITIES SINGLE MEMBER SA	02/01/1900		
	PIRAEUS SECURITIES S. A.	22/10/2018		
ELTON SA (CR)	BETA SECURITIES S.A.	03/09/2012	Main Market	
	LEON DEPOLAS SECURITIES S.A.	01/04/2019		
ELVALHALCOR (CR)	ALPHA FINANCE INVESTMENT SERVICES SINGLE MEMBER SA	07/05/2018	Main Market	
	EUROBANK EQUITIES INVESTMENT FIRM S.A	07/05/2018		
ELVE SA (CR)	LEON DEPOLAS SECURITIES S.A.	02/11/2020	Main Market	
ENTERSOFT (CR)	EUROBANK EQUITIES INVESTMENT FIRM S.A	22/06/2020	Main Market	

## List of Stocks under Market Making operations

Securities	Stock Category
Market Maker	Start Market Making
<b>EUROBANK HOLDINGS (CR)</b>	Main Market
ALPHA FINANCE INVESTMENT SERVICES SINGLE MEMBER SA	09/01/2006
EUROBANK EQUITIES INVESTMENT FIRM S.A	01/06/2012
HELLENIC AMERICAN SECURITIES S.A.	25/07/2014
LEON DEPOLAS SECURITIES S.A.	30/11/2018
MERIT SECURITIES S.A	06/11/2017
NATIONAL SECURITIES SINGLE MEMBER SA	02/01/1900
PIRAEUS SECURITIES S. A.	28/09/2009
<b>EYDAP S.A. (CR)</b>	Main Market
ALPHA FINANCE INVESTMENT SERVICES SINGLE MEMBER SA	27/01/2020
EUROBANK EQUITIES INVESTMENT FIRM S.A	10/06/2019
<b>FOURLIS (CR)</b>	Main Market
EUROBANK EQUITIES INVESTMENT FIRM S.A	01/12/2016
PIRAEUS SECURITIES S. A.	06/03/2017
<b>GEK TERNA (CR)</b>	Main Market
BETA SECURITIES S.A.	08/03/2021
EUROBANK EQUITIES INVESTMENT FIRM S.A	24/05/2021
PIRAEUS SECURITIES S. A.	29/08/2019
<b>GR. SARANTIS S.A. (CR)</b>	Main Market
BETA SECURITIES S.A.	14/05/2012
EUROBANK EQUITIES INVESTMENT FIRM S.A	24/10/2016
<b>HELLENIC EXCHANGES-A.S.E. (CR)</b>	Main Market
HELLENIC AMERICAN SECURITIES S.A.	01/09/2014
NATIONAL SECURITIES SINGLE MEMBER SA	02/01/1900
PIRAEUS SECURITIES S. A.	04/05/2015
<b>HELLENIC PETROLEUM (CR)</b>	Main Market
HELLENIC AMERICAN SECURITIES S.A.	14/09/2015
PIRAEUS SECURITIES S. A.	20/03/2017
<b>IDEAL HOLDINGS (CR)</b>	Main Market
EUROBANK EQUITIES INVESTMENT FIRM S.A	07/06/2021
PIRAEUS SECURITIES S. A.	07/06/2021
<b>IKTINOS HELLAS SA (CR)</b>	Main Market
ALPHA FINANCE INVESTMENT SERVICES SINGLE MEMBER SA	01/04/2019
EUROBANK EQUITIES INVESTMENT FIRM S.A	25/02/2019
NATIONAL SECURITIES SINGLE MEMBER SA	02/01/1900
<b>INFORM P. LYKOS (CR)</b>	Main Market
BETA SECURITIES S.A.	31/01/2022
<b>INTERCONTINENTAL (CR)</b>	Main Market
LEON DEPOLAS SECURITIES S.A.	03/06/2019
<b>INTERWOOD-XYLEMPORIA (CR)</b>	Main Market
EUROBANK EQUITIES INVESTMENT FIRM S.A	05/07/2021
PANTELAKIS SECURITIES S.A.	01/07/2021
<b>INTRAKAT (CR)</b>	Main Market
BETA SECURITIES S.A.	04/10/2021
<b>JUMBO SA (CR)</b>	Main Market
BETA SECURITIES S.A.	01/02/2021
EUROBANK EQUITIES INVESTMENT FIRM S.A	25/05/2020
MERIT SECURITIES S.A	06/11/2017
PIRAEUS SECURITIES S. A.	06/03/2017
<b>KARAMOLEGOS SA (CR)</b>	Main Market
EUROXX SECURITIES S.A.	04/10/2019
<b>KLOUKINAS - LAPPAS SA (CR)</b>	Main Market
BETA SECURITIES S.A.	22/09/2014
<b>KRI-KRI S.A. (CR)</b>	Main Market
EUROBANK EQUITIES INVESTMENT FIRM S.A	07/05/2018
LEON DEPOLAS SECURITIES S.A.	16/01/2017
<b>LAMDA DEVELOPMENT SA (CR)</b>	Main Market
EUROBANK EQUITIES INVESTMENT FIRM S.A	08/12/2014
PANTELAKIS SECURITIES S.A.	06/11/2017
PIRAEUS SECURITIES S. A.	29/06/2017
<b>LAMPSA HOTEL SA (CR)</b>	Main Market
LEON DEPOLAS SECURITIES S.A.	16/01/2017
<b>MARFIN INVESTMENT GROUP (CR)</b>	Main Market
EUROBANK EQUITIES INVESTMENT FIRM S.A	23/03/2015
PIRAEUS SECURITIES S. A.	02/02/2009

List of Stocks under Market Making operations

Securities	Market Maker	Start Market Making	Stock Category
<b>MOTOR OIL (CR)</b>			
	BETA SECURITIES S.A.	08/03/2021	Main Market
	EUROBANK EQUITIES INVESTMENT FIRM S.A	22/10/2006	
	LEON DEPOLAS SECURITIES S.A.	01/04/2019	
	MERIT SECURITIES S.A	25/02/2019	
	NATIONAL SECURITIES SINGLE MEMBER SA	02/01/1900	
	PIRAEUS SECURITIES S. A.	04/05/2015	
<b>MYTILINEOS (CR)</b>			
	ALPHA FINANCE INVESTMENT SERVICES SINGLE MEMBER SA	15/04/2019	Main Market
	EUROBANK EQUITIES INVESTMENT FIRM S.A	20/09/2017	
	MERIT SECURITIES S.A	25/02/2019	
	NATIONAL SECURITIES SINGLE MEMBER SA	02/01/1900	
	PIRAEUS SECURITIES S. A.	04/05/2015	
<b>NATIONAL BANK (CR)</b>			
	ALPHA FINANCE INVESTMENT SERVICES SINGLE MEMBER SA	09/01/2006	Main Market
	EUROBANK EQUITIES INVESTMENT FIRM S.A	22/10/2006	
	HELLENIC AMERICAN SECURITIES S.A.	25/07/2014	
	LEON DEPOLAS SECURITIES S.A.	20/05/2015	
	MERIT SECURITIES S.A	03/09/2012	
	NATIONAL SECURITIES SINGLE MEMBER SA	02/01/1900	
	PIRAEUS SECURITIES S. A.	08/09/2008	
<b>OPAP (CR)</b>			
	ALPHA FINANCE INVESTMENT SERVICES SINGLE MEMBER SA	09/01/2006	Main Market
	EUROBANK EQUITIES INVESTMENT FIRM S.A	22/10/2006	
	HELLENIC AMERICAN SECURITIES S.A.	25/07/2014	
	MERIT SECURITIES S.A	20/03/2017	
	NATIONAL SECURITIES SINGLE MEMBER SA	02/01/1900	
	PIRAEUS SECURITIES S. A.	04/05/2015	
<b>OTE (CR)</b>			
	ALPHA FINANCE INVESTMENT SERVICES SINGLE MEMBER SA	09/01/2006	Main Market
	EUROBANK EQUITIES INVESTMENT FIRM S.A	22/10/2006	
	HELLENIC AMERICAN SECURITIES S.A.	25/07/2014	
	LEON DEPOLAS SECURITIES S.A.	20/04/2015	
	MERIT SECURITIES S.A	20/03/2017	
	NATIONAL SECURITIES SINGLE MEMBER SA	02/01/1900	
	PIRAEUS SECURITIES S. A.	08/09/2008	
<b>P.P.A. S.A. (CR)</b>			
	EUROBANK EQUITIES INVESTMENT FIRM S.A	06/02/2019	Main Market
<b>PAPOUTSANIS (CR)</b>			
	BETA SECURITIES S.A.	25/11/2013	Main Market
	EUROBANK EQUITIES INVESTMENT FIRM S.A	06/12/2021	
<b>PETROPOULOS PETROS (CR)</b>			
	EUROBANK EQUITIES INVESTMENT FIRM S.A	01/04/2019	Main Market
	PANTELAKIS SECURITIES S.A.	16/03/2020	
<b>PIRAEUS FINANCIAL HOLD (CR)</b>			
	ALPHA FINANCE INVESTMENT SERVICES SINGLE MEMBER SA	15/04/2019	Main Market
	EUROBANK EQUITIES INVESTMENT FIRM S.A	22/10/2006	
	EUROXX SECURITIES S.A.	15/02/2016	
	HELLENIC AMERICAN SECURITIES S.A.	25/07/2014	
	LEON DEPOLAS SECURITIES S.A.	30/11/2018	
	MERIT SECURITIES S.A	16/09/2013	
	NATIONAL SECURITIES SINGLE MEMBER SA	02/01/1900	
	PIRAEUS SECURITIES S. A.	16/02/2009	
<b>PLAISIO COMPUTERS SA (CR)</b>			
	EUROBANK EQUITIES INVESTMENT FIRM S.A	02/03/2015	Main Market
<b>PPC (CR)</b>			
	ALPHA FINANCE INVESTMENT SERVICES SINGLE MEMBER SA	09/01/2006	Main Market
	BETA SECURITIES S.A.	01/02/2021	
	EUROBANK EQUITIES INVESTMENT FIRM S.A	22/10/2006	
	HELLENIC AMERICAN SECURITIES S.A.	01/09/2014	
	MERIT SECURITIES S.A	06/11/2017	
	NATIONAL SECURITIES SINGLE MEMBER SA	02/01/1900	
	PIRAEUS SECURITIES S. A.	28/09/2009	
<b>PREMIA (CR)</b>			
	BETA SECURITIES S.A.	01/06/2021	Main Market
	PANTELAKIS SECURITIES S.A.	23/12/2021	
<b>PROFILE SA (CR)</b>			
	PANTELAKIS SECURITIES S.A.	01/07/2019	Main Market

List of Stocks under Market Making operations

Securities	Market Maker	Start Market Making	Stock Category
<b>QUEST HOLDINGS (CR)</b>			
	BETA SECURITIES S.A.	26/03/2018	Main Market
	EUROBANK EQUITIES INVESTMENT FIRM S.A	28/01/2019	
<b>TERNA ENERGY (CR)</b>			
	BETA SECURITIES S.A.	08/03/2021	Main Market
	EUROBANK EQUITIES INVESTMENT FIRM S.A	24/05/2021	
	PIRAEUS SECURITIES S. A.	09/12/2019	
<b>THRACE PLASTICS SA (CR)</b>			
	ALPHA FINANCE INVESTMENT SERVICES SINGLE MEMBER SA	26/03/2018	Main Market
	EUROBANK EQUITIES INVESTMENT FIRM S.A	26/03/2018	
<b>TITAN CEMENT (CB)</b>			
	BETA SECURITIES S.A.	01/02/2021	Main Market
	EUROBANK EQUITIES INVESTMENT FIRM S.A	06/11/2019	
	PIRAEUS SECURITIES S. A.	18/01/2021	
<b>TZIRAKIAN PROFIL (CR)</b>			
	LEON DEPOLAS SECURITIES S.A.	19/07/2021	Main Market
<b>UNIBIOS (CR)</b>			
	LEON DEPOLAS SECURITIES S.A.	01/02/2021	Main Market
<b>VIOHALCO SA/NV (CB)</b>			
	ALPHA FINANCE INVESTMENT SERVICES SINGLE MEMBER SA	11/03/2008	Main Market
	EUROBANK EQUITIES INVESTMENT FIRM S.A	04/03/2014	
	MERIT SECURITIES S.A	17/03/2014	

Underlying Asset				Derivatives Market													
Price max	Price min	Closing price	change	Delivery Month	Open price	Price max	Price min	Last price	Closing price	Last Bid	Last Ask	Fixing price*	Life high	Life low	Trades	Volume	Open Interest
<b>FTSE/Athex Large Cap</b>				(Trade Unit: 1 Index Point x 2€, Cash Settlement)													
2,078.26	2,036.94	2,036.94	-1.40%	April 2022	2,073.00	2,090.00	2,032.00	2,045.50	2,045.50	---	---	---	2,350.00	---	230	928	2,945
				May 2022	2,063.25	2,071.00	2,051.00	2,054.75	2,054.75	---	---	---	2,085.00	---	4	6	123
				June 2022	---	---	---	---	2,075.75	---	---	---	---	---	---	---	---
				September 2022	---	---	---	---	2,086.00	---	---	---	---	---	---	---	---
				December 2022	---	---	---	---	2,096.50	---	---	---	---	---	---	---	---
				March 2023	---	---	---	---	2,107.00	---	---	---	---	---	---	---	---
<b>FTSE/Athex Banks</b>				(Trade Unit: 1 Index Point x 15€, Cash Settlement)													
617.70	603.86	605.13	-1.23%	June 2022	---	---	---	---	619.25	---	---	---	617.75	---	---	---	---
				September 2022	---	---	---	---	618.75	---	---	---	---	---	---	---	---
				December 2022	---	---	---	---	621.75	---	---	---	---	---	---	---	---
				March 2023	---	---	---	---	625.00	---	---	---	---	---	---	---	---

Derivatives notes

Fixing prices and final open positions can be retrieved from the following path <http://www.helex.gr/el/web/guest/statistics-end-of-day-derivatives>

Underlying Asset				Derivatives Market													
Price max	Price min	Closing price	change	Delivery Month	Open price	Price max	Price min	Last price	Closing price	Last Bid	Last Ask	Fixing price*	Life high	Life low	Trades	Volume	Open Interest
<b>ADMIE (IPTO) HOLDING S.A. (CR)</b>				(Contract Size: 100 Securities, Physical Delivery)													
2.24	2.18	2.2	-1.35%	June 2022	2.24	2.24	2.20	2.20	2.20	---	---	---	2.35	---	4	17	4,435
				September 2022	---	---	---	---	2.25	---	---	---	---	---	---	---	---
				December 2022	---	---	---	---	2.26	---	---	---	---	---	---	---	---
				March 2023	---	---	---	---	2.27	---	---	---	---	---	---	---	---
<b>ALPHA SERVICES HOLD (CR)</b>				(Contract Size: 100 Securities, Physical Delivery)													
1.0845	1.056	1.0595	-1.12%	June 2022	1.08	1.09	1.06	1.06	1.06	---	---	---	1.45	---	152	6,308	87,288
				September 2022	---	---	---	---	1.07	---	---	---	1.27	---	---	---	30
				December 2022	---	---	---	---	1.09	---	---	---	---	---	---	---	---
				March 2023	---	---	---	---	1.09	---	---	---	---	---	---	---	---
<b>CC HBC AG (CR)</b>				(Contract Size: 100 Securities, Physical Delivery)													
19.95	19.11	19.11	-2.18%	June 2022	19.60	19.78	19.07	19.18	19.18	---	---	---	27.57	---	17	38	1,355
				September 2022	---	---	---	---	19.73	---	---	---	---	---	---	---	---
				December 2022	---	---	---	---	19.83	---	---	---	---	---	---	---	---
				March 2023	---	---	---	---	19.92	---	---	---	---	---	---	---	---
<b>CENERGY HOLDINGS (CB)</b>				(Contract Size: 100 Securities, Physical Delivery)													
3.41	3.235	3.255	-4.68%	June 2022	3.39	3.39	3.23	3.26	3.26	---	---	---	3.98	---	42	172	10,045
				September 2022	---	---	---	---	3.45	---	---	---	---	---	---	---	---
				December 2022	---	---	---	---	3.47	---	---	---	---	---	---	---	---
				March 2023	---	---	---	---	3.48	---	---	---	---	---	---	---	---
<b>ELLAKTOR (CR)</b>				(Contract Size: 100 Securities, Physical Delivery)													
1.193	1.172	1.177	-1.83%	June 2022	1.20	1.20	1.17	1.18	1.18	---	---	---	1.36	---	14	194	10,724
				September 2022	---	---	---	---	1.21	---	---	---	---	---	---	---	---
				December 2022	---	---	---	---	1.22	---	---	---	---	---	---	---	---
				March 2023	---	---	---	---	1.22	---	---	---	---	---	---	---	---
<b>EUROBANK HOLDINGS (CR)</b>				(Contract Size: 100 Securities, Physical Delivery)													
1.021	0.998	1.0005	-1.33%	June 2022	1.02	1.03	0.998	1.00	1.00	---	---	---	1.15	---	88	2,236	32,987
				September 2022	---	---	---	---	1.02	---	---	---	---	---	---	---	---
				December 2022	---	---	---	---	1.03	---	---	---	---	---	---	---	---
				March 2023	---	---	---	---	1.03	---	---	---	---	---	---	---	---
<b>EYDAP S.A. (CR)</b>				(Contract Size: 100 Securities, Physical Delivery)													
7	6.75	6.75	-2.74%	June 2022	6.95	6.95	6.79	6.79	6.79	---	---	---	7.05	---	3	7	351
				September 2022	---	---	---	---	7.01	---	---	---	---	---	---	---	---
				December 2022	---	---	---	---	7.04	---	---	---	---	---	---	---	---
				March 2023	---	---	---	---	7.08	---	---	---	---	---	---	---	---

Derivatives notes

Fixing prices and final open positions can be retrieved from the following path <http://www.helex.gr/el/web/guest/statistics-end-of-day-derivatives>

Underlying Asset				Derivatives Market													
Price max	Price min	Closing price	change	Delivery Month	Open price	Price max	Price min	Last price	Closing price	Last Bid	Last Ask	Fixing price*	Life high	Life low	Trades	Volume	Open Interest
<b>FOURLIS (CR)</b>																	
(Contract Size: 100 Securities, Physical Delivery)																	
3.75	3.64	3.725	0.95%	June 2022	3.71	3.71	3.68	3.69	3.69	---	---	---	4.14	---	8	19	2,243
---	---	---	---	September 2022	---	---	---	---	3.73	---	---	---	---	---	---	---	---
---	---	---	---	December 2022	---	---	---	---	3.74	---	---	---	---	---	---	---	---
---	---	---	---	March 2023	---	---	---	---	3.76	---	---	---	---	---	---	---	---
<b>GEK TERNA (CR)</b>																	
(Contract Size: 100 Securities, Physical Delivery)																	
8.95	8.65	8.78	-1.02%	June 2022	8.86	8.86	8.72	8.78	8.78	---	---	---	9.56	---	12	38	5,631
---	---	---	---	September 2022	---	---	---	---	8.96	---	---	---	---	---	---	---	---
---	---	---	---	December 2022	---	---	---	---	9.00	---	---	---	---	---	---	---	---
---	---	---	---	March 2023	---	---	---	---	9.05	---	---	---	---	---	---	---	---
<b>HELLENIC EXCHANGES-A.S.E. (CR)</b>																	
(Contract Size: 100 Securities, Physical Delivery)																	
3.685	3.54	3.545	-2.21%	June 2022	3.59	3.60	3.54	3.54	3.54	---	---	---	4.08	---	3	20	1,013
---	---	---	---	September 2022	---	---	---	---	3.66	---	---	---	---	---	---	---	---
---	---	---	---	December 2022	---	---	---	---	3.68	---	---	---	---	---	---	---	---
---	---	---	---	March 2023	---	---	---	---	3.70	---	---	---	---	---	---	---	---
<b>HELLENIC PETROLEUM (CR)</b>																	
(Contract Size: 100 Securities, Physical Delivery)																	
7.15	7.03	7.03	-1.68%	June 2022	6.84	6.88	6.78	6.78	6.78	---	---	---	7.08	---	8	26	1,355
---	---	---	---	September 2022	---	---	---	---	7.22	---	---	---	---	---	---	---	---
---	---	---	---	December 2022	---	---	---	---	7.26	---	---	---	---	---	---	---	---
---	---	---	---	March 2023	---	---	---	---	7.29	---	---	---	---	---	---	---	---
<b>INTRACOM HOLDINGS (CR)</b>																	
(Contract Size: 100 Securities, Physical Delivery)																	
1.698	1.65	1.666	0.00%	June 2022	1.67	1.68	1.65	1.65	1.65	---	---	---	1.92	---	28	156	5,366
---	---	---	---	September 2022	---	---	---	---	1.68	---	---	---	---	---	---	---	---
---	---	---	---	December 2022	---	---	---	---	1.69	---	---	---	---	---	---	---	---
---	---	---	---	March 2023	---	---	---	---	1.70	---	---	---	---	---	---	---	---
<b>JUMBO SA (CR)</b>																	
(Contract Size: 100 Securities, Physical Delivery)																	
13.9	13.51	13.52	-1.96%	June 2022	13.80	13.90	13.70	13.73	13.73	---	---	---	13.94	---	17	17	1,013
---	---	---	---	September 2022	---	---	---	---	13.93	---	---	---	---	---	---	---	---
---	---	---	---	December 2022	---	---	---	---	14.00	---	---	---	---	---	---	---	---
---	---	---	---	March 2023	---	---	---	---	14.07	---	---	---	---	---	---	---	---
<b>LAMDA DEVELOPMENT SA (CR)</b>																	
(Contract Size: 100 Securities, Physical Delivery)																	
6.22	6.06	6.14	0.74%	June 2022	6.13	6.21	6.09	6.09	6.09	---	---	---	7.07	---	30	166	5,150
---	---	---	---	September 2022	---	---	---	---	6.15	---	---	---	---	---	---	---	---
---	---	---	---	December 2022	---	---	---	---	6.19	---	---	---	---	---	---	---	---
---	---	---	---	March 2023	---	---	---	---	6.22	---	---	---	---	---	---	---	---

Derivatives notes

Fixing prices and final open positions can be retrieved from the following path <http://www.helex.gr/el/web/guest/statistics-end-of-day-derivatives>



Underlying Asset				Derivatives Market														
Price max	Price min	Closing price	change	Delivery Month	Open price	Price max	Price min	Last price	Closing price	Last Bid	Last Ask	Fixing price*	Life high	Life low	Trades	Volume	Open Interest	
<b>MARFIN INVESTMENT GROUP (CR)</b>																		
0.029	0.0284	0.0286	-1.04%															(Contract Size: 100 Securities, Physical Delivery)
				June 2022	---	---	---	---	0.029	---	---	---	0.031	---	---	---	29,995	
				September 2022	---	---	---	---	0.029	---	---	---	---	---	---	---	---	
				December 2022	---	---	---	---	0.029	---	---	---	---	---	---	---	---	
				March 2023	---	---	---	---	0.029	---	---	---	---	---	---	---	---	
<b>MOTOR OIL (CR)</b>																		
13.48	13.25	13.41	0.00%															(Contract Size: 100 Securities, Physical Delivery)
				June 2022	13.44	13.44	13.32	13.41	13.41	---	---	---	14.02	---	14	32	2,198	
				September 2022	---	---	---	---	13.54	---	---	---	---	---	---	---	---	
				December 2022	---	---	---	---	13.61	---	---	---	---	---	---	---	---	
				March 2023	---	---	---	---	13.68	---	---	---	---	---	---	---	---	
<b>MYTILINEOS (CR)</b>																		
14.28	14	14.08	-1.12%															(Contract Size: 100 Securities, Physical Delivery)
				June 2022	14.30	14.30	14.05	14.14	14.14	---	---	---	15.69	---	26	100	6,063	
				September 2022	---	---	---	---	14.38	---	---	---	---	---	---	---	---	
				December 2022	---	---	---	---	14.45	---	---	---	---	---	---	---	---	
				March 2023	---	---	---	---	14.52	---	---	---	---	---	---	---	---	
<b>NATIONAL BANK (CR)</b>																		
3.132	3.071	3.077	-0.90%															(Contract Size: 100 Securities, Physical Delivery)
				June 2022	3.11	3.13	3.07	3.09	3.09	---	---	---	3.79	---	224	2,924	30,768	
				September 2022	---	---	---	---	3.12	---	---	---	3.18	---	---	---	140	
				December 2022	---	---	---	---	3.15	---	---	---	---	---	---	---	---	
				March 2023	---	---	---	---	3.17	---	---	---	---	---	---	---	---	
<b>OPAP (CR)</b>																		
13.03	12.83	12.91	-0.46%															(Contract Size: 100 Securities, Physical Delivery)
				June 2022	13.00	13.05	12.88	12.98	12.98	---	---	---	13.56	---	19	30	1,453	
				September 2022	12.06	12.82	12.06	12.82	12.82	---	---	---	12.82	---	4	8	78	
				December 2022	---	---	---	---	13.16	---	---	---	---	---	---	---	---	
				March 2023	---	---	---	---	13.23	---	---	---	---	---	---	---	---	
<b>OTE (CR)</b>																		
16.345	15.79	15.79	-1.80%															(Contract Size: 100 Securities, Physical Delivery)
				June 2022	16.23	16.23	15.86	15.92	15.92	---	---	---	18.10	---	69	185	1,185	
				September 2022	15.67	15.67	15.67	15.67	15.67	---	---	---	15.67	---	2	11	---	
				December 2022	---	---	---	---	16.32	---	---	---	---	---	---	---	---	
				March 2023	---	---	---	---	16.40	---	---	---	---	---	---	---	---	
<b>P.P.A. S.A. (CR)</b>																		
16.88	16.58	16.8	-0.71%															(Contract Size: 100 Securities, Physical Delivery)
				June 2022	16.70	16.70	16.70	16.70	16.70	---	---	---	17.03	---	1	4	682	
				September 2022	---	---	---	---	17.09	---	---	---	---	---	---	---	---	
				December 2022	---	---	---	---	17.17	---	---	---	---	---	---	---	---	
				March 2023	---	---	---	---	17.26	---	---	---	---	---	---	---	---	

Derivatives notes

Fixing prices and final open positions can be retrieved from the following path <http://www.helex.gr/el/web/guest/statistics-end-of-day-derivatives>

Underlying Asset				Derivatives Market													
Price max	Price min	Closing price	change	Delivery Month	Open price	Price max	Price min	Last price	Closing price	Last Bid	Last Ask	Fixing price*	Life high	Life low	Trades	Volume	Open Interest
<b>PIRAEUS FINANCIAL HOLD (CR)</b>																	
(Contract Size: 100 Securities, Physical Delivery)																	
1.399	1.351	1.365	-1.80%	June 2022	1.39	1.39	1.35	1.36	1.36	---	---	---	1.68	---	31	856	21,895
---	---	---	---	September 2022	---	---	---	---	1.40	---	---	---	---	---	---	---	---
---	---	---	---	December 2022	---	---	---	---	1.41	---	---	---	---	---	---	---	---
---	---	---	---	March 2023	---	---	---	---	1.42	---	---	---	---	---	---	---	---
<b>PPC (CR)</b>																	
(Contract Size: 100 Securities, Physical Delivery)																	
7.38	7.11	7.21	-1.77%	June 2022	7.37	7.37	7.15	7.23	7.23	---	---	---	9.47	---	83	477	14,389
---	---	---	---	September 2022	---	---	---	---	7.41	---	---	---	---	---	---	---	---
---	---	---	---	December 2022	---	---	---	---	7.45	---	---	---	---	---	---	---	---
---	---	---	---	March 2023	---	---	---	---	7.49	---	---	---	---	---	---	---	---
<b>TERNA ENERGY (CR)</b>																	
(Contract Size: 100 Securities, Physical Delivery)																	
15.34	14.86	15.02	0.00%	June 2022	14.96	15.10	14.92	15.07	15.07	---	---	---	15.95	---	11	61	1,766
---	---	---	---	September 2022	14.98	15.08	14.98	15.00	15.00	---	---	---	15.64	---	5	23	39
---	---	---	---	December 2022	---	---	---	---	15.24	---	---	---	---	---	---	---	---
---	---	---	---	March 2023	---	---	---	---	15.32	---	---	---	---	---	---	---	---
<b>TITAN CEMENT (CB)</b>																	
(Contract Size: 100 Securities, Physical Delivery)																	
13.12	12.56	12.6	-4.40%	June 2022	13.00	13.00	12.66	12.70	12.70	---	---	---	14.58	---	15	38	902
---	---	---	---	September 2022	---	---	---	---	13.31	---	---	---	---	---	---	---	---
---	---	---	---	December 2022	---	---	---	---	13.38	---	---	---	---	---	---	---	---
---	---	---	---	March 2023	---	---	---	---	13.44	---	---	---	---	---	---	---	---
<b>VIOHALCO SA/NV (CB)</b>																	
(Contract Size: 100 Securities, Physical Delivery)																	
4.295	4.1	4.1	-4.21%	June 2022	4.21	4.23	4.08	4.09	4.09	---	---	---	5.31	---	19	74	7,878
---	---	---	---	September 2022	---	---	---	---	4.32	---	---	---	---	---	---	---	---
---	---	---	---	December 2022	---	---	---	---	4.34	---	---	---	---	---	---	---	---
---	---	---	---	March 2023	---	---	---	---	4.37	---	---	---	---	---	---	---	---

Derivatives notes

Fixing prices and final open positions can be retrieved from the following path <http://www.helex.gr/el/web/guest/statistics-end-of-day-derivatives>

FTSE/Athex Large Cap

(Trade Unit: 1 Index Point x 2€ - Exercise Style: European, Cash Settlement)

Call Options														Put Options																											
April 2022							May 2022							Other Months		April 2022							May 2022							Other Months		Exercise Price									
Open price	Price max	Price min	Last price	Closing price	Volume	Open Interest	Open price	Price max	Price min	Last price	Closing price	Volume	Open Interest	Volume	Open Interest	Open price	Price max	Price min	Last price	Closing price	Volume	Open Interest	Open price	Price max	Price min	Last price	Closing price	Volume	Open Interest	Volume	Open Interest										
1,775	0.00	0.00	0.00	-	284.00	-	-	0.00	0.00	0.00	-	297.00	-	-		0.00	0.00	0.00	-	2.20	-	-	0.00	0.00	0.00	-	16.25	-	-		1,775										
1,800	0.00	0.00	0.00	-	261.00	-	-	0.00	0.00	0.00	-	276.00	-	-		0.00	0.00	0.00	-	3.40	-	-	0.00	0.00	0.00	-	20.25	-	-		1,800										
1,825	0.00	0.00	0.00	-	237.00	-	-	0.00	0.00	0.00	-	256.00	-	-		0.00	0.00	0.00	-	5.00	-	1	0.00	0.00	0.00	-	25.00	-	-		1,825										
1,850	0.00	0.00	0.00	-	214.00	-	-	0.00	0.00	0.00	-	236.00	-	-		0.00	0.00	0.00	-	7.20	-	-	0.00	0.00	0.00	-	30.25	-	-		1,850										
1,875	0.00	0.00	0.00	-	193.00	-	-	0.00	0.00	0.00	-	217.00	-	-		0.00	0.00	0.00	-	10.25	-	-	0.00	0.00	0.00	-	36.25	-	-		1,875										
1,900	0.00	0.00	0.00	-	171.00	-	20	0.00	0.00	0.00	-	199.00	-	-		0.00	0.00	0.00	-	14.00	-	23	0.00	0.00	0.00	-	43.25	-	-		1,900										
1,925	0.00	0.00	0.00	-	151.00	-	20	0.00	0.00	0.00	-	182.00	-	-		0.00	0.00	0.00	-	19.00	-	45	0.00	0.00	0.00	-	51.00	-	-		1,925										
1,950	0.00	0.00	0.00	-	132.00	-	40	0.00	0.00	0.00	-	166.00	-	-		0.00	0.00	0.00	-	25.25	-	30	0.00	0.00	0.00	-	59.50	-	-		1,950										
1,975	0.00	0.00	0.00	-	115.00	-	25	0.00	0.00	0.00	-	151.00	-	-		0.00	0.00	0.00	-	32.50	-	25	0.00	0.00	0.00	-	69.50	-	-		1,975										
2,000	0.00	0.00	0.00	-	98.50	-	2	0.00	0.00	0.00	-	136.00	-	-		0.00	0.00	0.00	-	41.25	-	32	0.00	0.00	0.00	-	80.00	-	-		2,000										
2,050	0.00	0.00	0.00	-	70.50	-	1	0.00	0.00	0.00	-	110.00	-	-		0.00	0.00	0.00	-	63.00	-	21	0.00	0.00	0.00	-	104.00	-	-		2,050										
2,100	0.00	0.00	0.00	-	48.50	-	86	85.50	85.50	73.00	73.00	73.00	21	-		0.00	0.00	0.00	-	91.00	-	20	0.00	0.00	0.00	-	131.00	-	-		2,100										
2,150	24.75	26.75	21.00	26.75	26.75	46	5	0.00	0.00	0.00	-	69.50	-	-		124.00	26.75	124.00	135.00	135.00	60	-		172.00	172.00	172.00	172.00	172.00	20	20		2,150									
2,200	0.00	0.00	0.00	-	20.25	-	-	0.00	0.00	0.00	-	54.00	-	-		0.00	0.00	0.00	-	163.00	-	20	0.00	0.00	0.00	-	197.00	-	-		2,200										
2,250	0.00	0.00	0.00	-	12.25	-	22	0.00	0.00	0.00	-	41.25	-	-		0.00	0.00	0.00	-	204.00	-	5	0.00	0.00	0.00	-	234.00	-	-		2,250										
2,300	0.00	0.00	0.00	-	7.10	-	43	0.00	0.00	0.00	-	31.00	-	-		0.00	0.00	0.00	-	249.00	-	3	0.00	0.00	0.00	-	274.00	-	-		2,300										
2,350	0.00	0.00	0.00	-	3.90	-	1	0.00	0.00	0.00	-	23.25	-	-		0.00	0.00	0.00	-	296.00	-	-	0.00	0.00	0.00	-	315.00	-	-		2,350										
2,400	0.00	0.00	0.00	-	2.10	-	-	0.00	0.00	0.00	-	17.00	-	-		0.00	0.00	0.00	-	344.00	-	20	0.00	0.00	0.00	-	359.00	-	-		2,400										
2,450	0.00	0.00	0.00	-	1.10	-	-	0.00	0.00	0.00	-	12.50	-	-		0.00	0.00	0.00	-	393.00	-	-	0.00	0.00	0.00	-	404.00	-	-		2,450										
2,500	0.00	0.00	0.00	-	0.53	-	-	0.00	0.00	0.00	-	8.90	-	-		0.00	0.00	0.00	-	442.00	-	-	0.00	0.00	0.00	-	451.00	-	-		2,500										
2,550	0.00	0.00	0.00	-	0.25	-	-	0.00	0.00	0.00	-	6.30	-	-		0.00	0.00	0.00	-	492.00	-	-	0.00	0.00	0.00	-	498.00	-	-		2,550										
2,600	0.00	0.00	0.00	-	0.12	-	-	0.00	0.00	0.00	-	4.50	-	-		0.00	0.00	0.00	-	542.00	-	-	0.00	0.00	0.00	-	546.00	-	-		2,600										
2,650	0.00	0.00	0.00	-	0.05	-	-	-	-	-	-	-	-	-		0.00	0.00	0.00	-	592.00	-	-	-	-	-	-	-	-	-		2,650										
Totals:						46	265							21	0	0	0							60	245							20	20	0	0						
Number of Trades:						4							2							0							3							1							0

ALPHA SERVICES HOLD (CR)

(Contract Size: 100 Securities, Exercise Style: American, Physical Delivery)

Call Options														Put Options																						
April 2022							May 2022							Other Months		April 2022							May 2022							Other Months		Exercise Price				
Open price	Price max	Price min	Last price	Closing price	Volume	Open Interest	Open price	Price max	Price min	Last price	Closing price	Volume	Open Interest	Volume	Open Interest	Open price	Price max	Price min	Last price	Closing price	Volume	Open Interest	Open price	Price max	Price min	Last price	Closing price	Volume	Open Interest	Volume	Open Interest					
0.700	0.000	0.000	0.000	0.371	-	-	0.000	0.000	0.000	0.373	-	-				0.000	0.000	0.000	0.001	-	-				0.000	0.000	0.000	0.001	-	-			0.007			
0.750	0.000	0.000	0.000	0.321	-	-	0.000	0.000	0.000	0.324	-	-				0.000	0.000	0.000	0.001	-	-				0.000	0.000	0.000	0.001	-	-			0.008			
0.800	0.000	0.000	0.000	0.272	-	-	0.000	0.000	0.000	0.276	-	-				0.000	0.000	0.000	0.001	-	-				0.000	0.000	0.000	0.003	-	-			0.008			
0.850	0.000	0.000	0.000	0.225	-	-	0.000	0.000	0.000	0.230	-	-				0.000	0.000	0.000	0.004	-	-				0.000	0.000	0.000	0.008	-	-			0.009			
0.900	0.000	0.000	0.000	0.180	-	-	0.000	0.000	0.000	0.188	-	-				0.000	0.000	0.000	0.009	-	-				0.000	0.000	0.000	0.015	-	-			0.009			
0.950	0.000	0.000	0.000	0.140	-	-	0.000	0.000	0.000	0.149	-	-				0.000	0.000	0.000	0.019	-	-				0.000	0.000	0.000	0.026	-	-			0.010			
1.000	0.000	0.000	0.000	0.105	-	-	0.000	0.000	0.000	0.116	-	-				0.000	0.000	0.000	0.033	-	-				0.000	0.000	0.000	0.043	-	-			0.010			
1.100	0.000	0.000	0.000	0.052	-	-	0.000	0.000	0.000	0.065	-	-				0.000	0.000	0.000	0.081	-	-				0.000	0.000	0.000	0.091	-	-			0.011			
1.200	0.000	0.000	0.000	0.023	-	-	0.000	0.000	0.000	0.033	-	-				0.000	0.000	0.000	0.151	-	-				0.000	0.000	0.000	0.159	-	-			0.012			
1.300	0.000	0.000	0.000	0.009	-	-	0.000	0.000	0.000	0.015	-	-				0.000	0.000	0.000	0.237	-	-				0.000	0.000	0.000	0.242	-	-			0.013			
1.400	0.000	0.000	0.000	0.003	-	-	0.000	0.000	0.000	0.006	-	-				0.000	0.000	0.000	0.332	-	-				0.000	0.000	0.000	0.334	-	-			0.014			
1.500	0.000	0.000	0.000	0.001	-	-	0.000	0.000	0.000	0.003	-	-				0.000	0.000	0.000	0.430	-	-				0.000	0.000	0.000	0.431	-	-			0.015			
1.600	0.000	0.000	0.000	0.001	-	-	0.000	0.000	0.000	0.001	-	-				0.000	0.000	0.000	0.530	-	-				0.000	0.000	0.000	0.530	-	-			0.016			
1.700	0.000	0.000	0.000	0.003	-	-	0.000	0.000	0.000	0.001	-	-				0.000	0.000	0.000	0.630	-	-				0.000	0.000	0.000	0.630	-	-			0.017			
1.800	0.000	0.000	0.000	0.001	-	-	0.000	0.000	0.000	0.001	-	-				0.000	0.000	0.000	0.730	-	-				0.000	0.000	0.000	0.730	-	-			0.018			
1.900	0.000	0.000	0.000	0.001	-	-	0.000	0.000	0.000	0.001	-	-				0.000	0.000	0.000	0.830	-	-				0.000	0.000	0.000	0.830	-	-			0.019			
Totals:					0	0							0	0	0							0	0							0	0					
Number of Trades:					0								0	0									0.00							0	0					

NATIONAL BANK (CR)

(Contract Size: 100 Securities, Exercise Style: American, Physical Delivery)

Call Options														Put Options																				
April 2022							May 2022							Other Months		April 2022							May 2022							Other Months				
Exercise Price	Open price	Price max	Price min	Last price	Closing price	Volume	Open Interest	Open price	Price max	Price min	Last price	Closing price	Volume	Open Interest	Volume	Open Interest	Open price	Price max	Price min	Last price	Closing price	Volume	Open Interest	Open price	Price max	Price min	Last price	Closing price	Volume	Open Interest	Volume	Open Interest	Exercise Price	
1.600						-	-						-	-									-	-									0.016	
1.700						-	-						-	-									-	-									0.017	
1.800	0.000	0.000	0.000		1.31	-	-	0.000	0.000	0.000		1.32	-	-			0.000	0.000	0.000		0.001	-	-	0.000	0.000	0.000		0.001	-	-		0.018		
1.900	0.000	0.000	0.000		1.21	-	-	0.000	0.000	0.000		1.22	-	-			0.000	0.000	0.000		0.001	-	-	0.000	0.000	0.000		0.001	-	-		0.019		
2.000	0.000	0.000	0.000		1.11	-	-	0.000	0.000	0.000		1.12	-	-			0.000	0.000	0.000		0.001	-	-	0.000	0.000	0.000		0.001	-	-		0.020		
2.200	0.000	0.000	0.000		0.913	-	-	0.000	0.000	0.000		0.922	-	-			0.000	0.000	0.000		0.001	-	-	0.000	0.000	0.000		0.004	-	-		0.022		
2.400	0.000	0.000	0.000		0.714	-	-	0.000	0.000	0.000		0.733	-	-			0.000	0.000	0.000		0.001	-	-	0.000	0.000	0.000		0.015	-	-		0.024		
2.600	0.000	0.000	0.000		0.519	-	-	0.000	0.000	0.000		0.560	-	-			0.000	0.000	0.000		0.006	-	-	0.000	0.000	0.000		0.042	-	-		0.026		
2.800	0.000	0.000	0.000		0.341	-	2	0.000	0.000	0.000		0.407	-	-			0.000	0.000	0.000		0.028	-	2	0.000	0.000	0.000		0.088	-	-		0.028		
3.000	0.000	0.000	0.000		0.197	-	2	0.000	0.000	0.000		0.284	-	-			0.000	0.000	0.000		0.083	-	-	0.000	0.000	0.000		0.165	-	-		0.030		
3.200	0.000	0.000	0.000		0.097	-	-	0.000	0.000	0.000		0.189	-	-			0.000	0.000	0.000		0.184	-	-	0.000	0.000	0.000		0.269	-	-		0.032		
3.400	0.000	0.000	0.000		0.041	-	50	0.000	0.000	0.000		0.119	-	-			0.000	0.000	0.000		0.328	-	-	0.000	0.000	0.000		0.400	-	-		0.034		
3.600	0.000	0.000	0.000		0.015	-	-	0.000	0.000	0.000		0.072	-	-			0.000	0.000	0.000		0.502	-	-	0.000	0.000	0.000		0.553	-	-		0.036		
3.800	0.000	0.000	0.000		0.005	-	-	0.000	0.000	0.000		0.042	-	-			0.000	0.000	0.000		0.693	-	-	0.000	0.000	0.000		0.723	-	-		0.038		
4.000	0.000	0.000	0.000		0.001	-	-	0.000	0.000	0.000		0.023	-	-			0.000	0.000	0.000		0.890	-	-	0.000	0.000	0.000		0.905	-	-		0.040		
4.400	0.000	0.000	0.000		0.002	-	-	0.000	0.000	0.000		0.007	-	-			0.000	0.000	0.000		1.29	-	-	0.000	0.000	0.000		1.29	-	-		0.044		
4.800	0.000	0.000	0.000		0.004	-	-	0.000	0.000	0.000		0.002	-	-			0.000	0.000	0.000		1.69	-	-	0.000	0.000	0.000		1.69	-	-		0.048		
5.200	0.000	0.000	0.000		0.001	-	-	0.000	0.000	0.000		0.001	-	-			0.000	0.000	0.000		2.09	-	-	0.000	0.000	0.000		2.09	-	-		0.052		
5.600	0.000	0.000	0.000		0.001	-	-	0.000	0.000	0.000		0.002	-	-			0.000	0.000	0.000		2.49	-	-	0.000	0.000	0.000		2.49	-	-		0.056		
Totals:						0	54						0	0	0	0							0	2							0	0	0	300
Number of Trades:						0							0		0								0.00								0		0	

OPAP (CR)

(Contract Size: 100 Securities, Exercise Style: American, Physical Delivery)

Exercise Price	Call Options												Put Options												Exercise Price											
	April 2022				May 2022				Other Months				April 2022				May 2022				Other Months															
	Open price	Price max	Price min	Last price	Closing price	Volume	Open Interest	Open price	Price max	Price min	Last price	Closing price	Volume	Open Interest	Volume	Open Interest	Open price	Price max	Price min	Last price	Closing price	Volume	Open Interest	Volume		Open Interest										
8.400						-	-							-	-							-	-			0.084										
8.800	0.000	0.000	0.000		4.18	-	-	0.000	0.000	0.000		4.20	-	-			0.000	0.000	0.000		0.001	-	-			0.088										
9.200	0.000	0.000	0.000		3.78	-	-	0.000	0.000	0.000		3.80	-	-			0.000	0.000	0.000		0.002	-	-			0.092										
9.600	0.000	0.000	0.000		3.38	-	-	0.000	0.000	0.000		3.40	-	-			0.000	0.000	0.000		0.001	-	-			0.096										
10.000	0.000	0.000	0.000		2.98	-	-	0.000	0.000	0.000		3.00	-	-			0.000	0.000	0.000		0.001	-	-			0.100										
11.000	0.000	0.000	0.000		1.99	-	-	0.000	0.000	0.000		2.03	-	-			0.000	0.000	0.000		0.002	-	-			0.110										
12.000	0.000	0.000	0.000		1.03	-	-	0.000	0.000	0.000		1.17	-	-			0.000	0.000	0.000		0.049	-	20	0.183	0.183	0.183	0.183	0.183	1	2			0.120			
13.000	0.000	0.000	0.000		0.340	-	20	0.000	0.000	0.000		0.536	-	-			0.000	0.000	0.000		0.355	-	-			0.000	0.000	0.000		0.528	-	-			0.130	
14.000	0.000	0.000	0.000		0.058	-	-	0.000	0.000	0.000		0.195	-	2			0.000	0.000	0.000		1.08	-	-			0.000	0.000	0.000		1.19	-	-			0.140	
15.000	0.000	0.000	0.000		0.005	-	-	0.000	0.000	0.000		0.053	-	-			0.000	0.000	0.000		2.03	-	-			0.000	0.000	0.000		2.06	-	-			0.150	
16.000	0.000	0.000	0.000		0.001	-	-	0.000	0.000	0.000		0.012	-	-			0.000	0.000	0.000		3.03	-	-			0.000	0.000	0.000		3.03	-	-			0.160	
17.000	0.000	0.000	0.000		0.001	-	-	0.000	0.000	0.000		0.002	-	-			0.000	0.000	0.000		4.03	-	-			0.000	0.000	0.000		4.03	-	-			0.170	
18.000	0.000	0.000	0.000		0.001	-	-	0.000	0.000	0.000		0.001	-	-			0.000	0.000	0.000		5.03	-	-			0.000	0.000	0.000		5.03	-	-			0.180	
19.000	0.000	0.000	0.000		0.001	-	-	0.000	0.000	0.000		0.001	-	-			0.000	0.000	0.000		6.03	-	-			0.000	0.000	0.000		6.03	-	-			0.190	
Totals:						0	20						0	2	0	0						0	20							1	22	0	0			
Number of Trades:						0						0		0								0.00								1		0				

OTE (CR)

(Contract Size: 100 Securities, Exercise Style: American, Physical Delivery)

Call Options														Put Options																		
April 2022							May 2022							Other Months		April 2022					May 2022					Other Months		Exercise Price				
Open price	Price max	Price min	Last price	Closing price	Volume	Open Interest	Open price	Price max	Price min	Last price	Closing price	Volume	Open Interest	Volume	Open Interest	Open price	Price max	Price min	Last price	Closing price	Volume	Open Interest	Open price	Price max	Price min	Last price	Closing price		Volume	Open Interest	Volume	Open Interest
9.600					-	-						-	-									-	-									0.096
10.000					-	-						-	-									-	-									0.100
11.000	0.000	0.000	0.000	5.09	-	-	0.000	0.000	0.000		5.12	-	-			0.000	0.000	0.000		0.001	-	-	0.000	0.000	0.000		0.001	-	-		0.110	
12.000	0.000	0.000	0.000	4.09	-	-	0.000	0.000	0.000		4.12	-	-			0.000	0.000	0.000		0.001	-	-	0.000	0.000	0.000		0.001	-	-		0.120	
13.000	0.000	0.000	0.000	3.10	-	-	0.000	0.000	0.000		3.13	-	-			0.000	0.000	0.000		0.001	-	-	0.000	0.000	0.000		0.013	-	-		0.130	
14.000	0.000	0.000	0.000	2.10	-	-	0.000	0.000	0.000		2.20	-	-			0.000	0.000	0.000		0.008	-	-	0.000	0.000	0.000		0.073	-	-		0.140	
15.000	0.000	0.000	0.000	1.18	-	-	0.000	0.000	0.000		1.38	-	-			0.000	0.000	0.000		0.085	-	-	0.000	0.000	0.000		0.253	-	-		0.150	
16.000	0.000	0.000	0.000	0.493	-	-	0.000	0.000	0.000		0.759	-	-			0.000	0.000	0.000		0.394	-	-	0.000	0.000	0.000		0.630	-	-		0.160	
17.000	0.000	0.000	0.000	0.138	-	10	0.000	0.000	0.000		0.362	-	-			0.000	0.000	0.000		1.04	-	-	0.000	0.000	0.000		1.24	-	-		0.170	
18.000	0.000	0.000	0.000	0.025	-	5	0.000	0.000	0.000		0.150	-	-			0.000	0.000	0.000		1.93	-	-	0.000	0.000	0.000		2.03	-	-		0.180	
19.000	0.000	0.000	0.000	0.003	-	10	0.000	0.000	0.000		0.054	-	-			0.000	0.000	0.000		2.92	-	-	0.000	0.000	0.000		2.94	-	-		0.190	
20.000	0.000	0.000	0.000	0.001	-	-	0.000	0.000	0.000		0.016	-	-			0.000	0.000	0.000		3.92	-	-	0.000	0.000	0.000		3.92	-	-		0.200	
22.000	0.000	0.000	0.000	0.002	-	-	0.000	0.000	0.000		0.001	-	-			0.000	0.000	0.000		5.92	-	-	0.000	0.000	0.000		5.92	-	-		0.220	
24.000	0.000	0.000	0.000	0.001	-	-	0.000	0.000	0.000		0.001	-	-			0.000	0.000	0.000		7.92	-	-	0.000	0.000	0.000		7.92	-	-		0.240	
26.000	0.000	0.000	0.000	0.001	-	-	0.000	0.000	0.000		0.001	-	-			0.000	0.000	0.000		9.92	-	-	0.000	0.000	0.000		9.92	-	-		0.260	
Totals:					0	25					0	0	0	0	0					0	0					0	0	0	0	0		
Number of Trades:					0						0	0	0	0						0.00						0	0	0				

PIRAEUS FINANCIAL HOLD (CR)

(Contract Size: 100 Securities, Exercise Style: American, Physical Delivery)

Call Options														Put Options																			
April 2022							May 2022							Other Months		April 2022							May 2022							Other Months		Exercise Price	
Open price	Price max	Price min	Last price	Closing price	Volume	Open Interest	Open price	Price max	Price min	Last price	Closing price	Volume	Open Interest	Volume	Open Interest	Open price	Price max	Price min	Last price	Closing price	Volume	Open Interest	Open price	Price max	Price min	Last price	Closing price	Volume	Open Interest	Volume	Open Interest		
0.850	0.000	0.000	0.000	0.541	-	-	0.000	0.000	0.000	0.543	-	-				0.000	0.000	0.000	0.001	-	-				0.000	0.000	0.000	0.001	-	-			0.009
0.900	0.000	0.000	0.000	0.491	-	-	0.000	0.000	0.000	0.493	-	-				0.000	0.000	0.000	0.001	-	-				0.000	0.000	0.000	0.001	-	-			0.009
0.950	0.000	0.000	0.000	0.441	-	-	0.000	0.000	0.000	0.444	-	-				0.000	0.000	0.000	0.001	-	-				0.000	0.000	0.000	0.001	-	-			0.010
1.000	0.000	0.000	0.000	0.391	-	-	0.000	0.000	0.000	0.395	-	-				0.000	0.000	0.000	0.001	-	-				0.000	0.000	0.000	0.002	-	-			0.010
1.100	0.000	0.000	0.000	0.293	-	-	0.000	0.000	0.000	0.302	-	-				0.000	0.000	0.000	0.002	-	-				0.000	0.000	0.000	0.008	-	-			0.011
1.200	0.000	0.000	0.000	0.200	-	-	0.000	0.000	0.000	0.217	-	-				0.000	0.000	0.000	0.009	-	-				0.000	0.000	0.000	0.023	-	-			0.012
1.300	0.000	0.000	0.000	0.121	-	-	0.000	0.000	0.000	0.147	-	-				0.000	0.000	0.000	0.029	-	-				0.000	0.000	0.000	0.053	-	-			0.013
1.400	0.000	0.000	0.000	0.064	-	-	0.000	0.000	0.000	0.093	-	-				0.000	0.000	0.000	0.072	-	-				0.000	0.000	0.000	0.098	-	-			0.014
1.500	0.000	0.000	0.000	0.029	-	-	0.000	0.000	0.000	0.055	-	-				0.000	0.000	0.000	0.138	-	-				0.000	0.000	0.000	0.161	-	-			0.015
1.600	0.000	0.000	0.000	0.011	-	-	0.000	0.000	0.000	0.030	-	-				0.000	0.000	0.000	0.220	-	-				0.000	0.000	0.000	0.236	-	-			0.016
1.700	0.000	0.000	0.000	0.004	-	-	0.000	0.000	0.000	0.016	-	-				0.000	0.000	0.000	0.313	-	-				0.000	0.000	0.000	0.322	-	-			0.017
1.800	0.000	0.000	0.000	0.001	-	-	0.000	0.000	0.000	0.008	-	-				0.000	0.000	0.000	0.410	-	-				0.000	0.000	0.000	0.415	-	-			0.018
1.900	0.000	0.000	0.000	0.001	-	-	0.000	0.000	0.000	0.004	-	-				0.000	0.000	0.000	0.510	-	-				0.000	0.000	0.000	0.511	-	-			0.019
2.000	0.000	0.000	0.000	0.001	-	-	0.000	0.000	0.000	0.002	-	-				0.000	0.000	0.000	0.610	-	-				0.000	0.000	0.000	0.610	-	-			0.020
2.200	0.000	0.000	0.000	0.001	-	-	0.000	0.000	0.000	0.001	-	-				0.000	0.000	0.000	0.810	-	-				0.000	0.000	0.000	0.810	-	-			0.022
2.400	0.000	0.000	0.000	0.001	-	-					-	-				0.000	0.000	0.000	1.01	-	-							-	-			0.024	
Totals:					0	0					0	0				0	0				0	0				0	0				0	0	
Number of Trades:					0					0				0					0.00								0				0		



PPC (CR)

(Contract Size: 100 Securities, Exercise Style: American, Physical Delivery)

Call Options														Put Options																			
April 2022							May 2022							Other Months		April 2022							May 2022							Other Months		Exercise Price	
Open price	Price max	Price min	Last price	Closing price	Volume	Open Interest	Open price	Price max	Price min	Last price	Closing price	Volume	Open Interest	Volume	Open Interest	Open price	Price max	Price min	Last price	Closing price	Volume	Open Interest	Open price	Price max	Price min	Last price	Closing price	Volume	Open Interest	Volume	Open Interest		
5.200	0.000	0.000	0.000	2.15	-	-	0.000	0.000	0.000	2.16	-	-				0.000	0.000	0.000	0.001	-	-				0.000	0.000	0.000	0.004	-	-			0.052
5.600	0.000	0.000	0.000	1.75	-	-	0.000	0.000	0.000	1.77	-	-				0.000	0.000	0.000	0.001	-	-				0.000	0.000	0.000	0.015	-	-			0.056
6.000	0.000	0.000	0.000	1.35	-	-	0.000	0.000	0.000	1.40	-	-				0.000	0.000	0.000	0.004	-	-				0.000	0.000	0.000	0.045	-	-			0.060
6.400	0.000	0.000	0.000	0.968	-	-	0.000	0.000	0.000	1.07	-	-				0.000	0.000	0.000	0.021	-	-				0.000	0.000	0.000	0.105	-	-			0.064
6.800	0.000	0.000	0.000	0.627	-	-	0.000	0.000	0.000	0.775	-	-				0.000	0.000	0.000	0.078	-	1				0.264	0.264	0.264	0.264	1	0			0.068
7.200	0.000	0.000	0.000	0.357	-	-	0.000	0.000	0.000	0.537	-	-				0.235	0.235	0.235	0.235	2	5				0.000	0.000	0.000	0.375	-	-			0.072
7.600	0.155	0.167	0.155	0.155	45	3	0.000	0.000	0.000	0.354	-	-				0.000	0.000	0.000	0.428	-	-				0.000	0.000	0.000	0.591	-	-			0.076
8.000	0.000	0.000	0.000	0.074	-	167	0.000	0.000	0.000	0.221	-	-				0.000	0.000	0.000	0.726	-	-				0.000	0.000	0.000	0.859	-	-			0.080
8.400	0.000	0.000	0.000	0.026	-	-	0.000	0.000	0.000	0.133	-	-				0.000	0.000	0.000	1.08	-	-				0.000	0.000	0.000	1.17	-	-			0.084
8.800	0.000	0.000	0.000	0.008	-	-	0.000	0.000	0.000	0.077	-	-				0.000	0.000	0.000	1.46	-	-				0.000	0.000	0.000	1.52	-	-			0.088
9.200	0.000	0.000	0.000	0.002	-	-	0.000	0.000	0.000	0.042	-	-				0.000	0.000	0.000	1.86	-	-				0.000	0.000	0.000	1.89	-	-			0.092
9.600	0.000	0.000	0.000	0.003	-	-	0.000	0.000	0.000	0.022	-	-				0.000	0.000	0.000	2.26	-	-				0.000	0.000	0.000	2.27	-	-			0.096
10.000	0.000	0.000	0.000	0.001	-	-	0.000	0.000	0.000	0.011	-	-				0.000	0.000	0.000	2.66	-	-				0.000	0.000	0.000	2.66	-	-			0.100
11.000	0.000	0.000	0.000	0.001	-	-	0.000	0.000	0.000	0.002	-	-				0.000	0.000	0.000	3.66	-	-				0.000	0.000	0.000	3.66	-	-			0.110
12.000	0.000	0.000	0.000	0.001	-	-	0.000	0.000	0.000	0.001	-	-				0.000	0.000	0.000	4.66	-	-				0.000	0.000	0.000	4.66	-	-			0.120
13.000					-	-					-	-																					0.130
14.000					-	-					-	-																					0.140
15.000					-	-					-	-																					0.150
16.000					-	-					-	-																					0.160
Totals:					45	170					0	0	0	0					45	6			1	0	0	0							
Number of Trades:					8					0	0							1.00				1		0									

Lending Products	Underlying Title	Multilateral Transactions[1]					Bilateral Transactions[2]		Stock Borrowing through OTC (volume)[3]	
		Open Interest[5]	Volume(Offered)	Average Weighted	Transactions volume	Average Weighted	Transactions Volume	Average Weighted	Transactions Volume	
ADMIEBOR	ADMIE (IPTO) HOLDING S.A. (CR)	7,410	---	---	---	---	---	---	1,993,949	
AEGNBOR	AEGEAN AIRLINES (CR)	595	---	---	1,000	4.58%	---	---	21,619	
ALPHABOR	ALPHA SERVICES HOLD (CR)	15,631	---	---	---	---	---	---	61,119,313	
ALMYBOR	ALUMIL (CR)	---	---	---	---	---	---	---	---	
EEEBOR	CC HBC AG (CR)	6,153	---	---	---	---	---	---	70,546	
CENERBOR	CENERGY HOLDINGS (CB)	---	---	---	---	---	---	---	---	
ELLAKTORBOR	ELLAKTOR (CR)	10,000	---	---	---	---	---	---	9,870	
EUROBBOR	EUROBANK HOLDINGS (CR)	195,000	---	---	---	---	---	---	52,438,146	
EYDAPBOR	EYDAP S.A. (CR)	2,713	---	---	---	---	---	---	672,300	
FFGRPBOR	FOLLI FOLLIE (CR)	---	---	---	---	---	---	---	900,530	
FOYRKBOR	FOURLIS (CR)	9,639	---	---	---	---	---	---	64,462	
GEKTERNABOR	GEK TERNA (CR)	---	---	---	---	---	---	---	7,293	
SARBOR	GR. SARANTIS S.A. (CR)	---	---	---	---	---	---	---	7,577	
EXAEBOR	HELLENIC EXCHANGES-A.S.E. (CR)	45,500	---	---	---	---	---	---	157,601	
ELPEBOR	HELLENIC PETROLEUM (CR)	26,579	---	---	---	---	---	---	175,202	
INTRKBOR	INTRACOM HOLDINGS (CR)	---	---	---	---	---	---	---	---	
BELABOR	JUMBO SA (CR)	---	---	---	---	---	---	---	922,585	
LAMDABOR	LAMDA DEVELOPMENT SA (CR)	961	---	---	---	---	---	---	89,745	
MIGBOR	MARFIN INVESTMENT GROUP (CR)	---	---	---	---	---	---	---	794,474	
MOHBOR	MOTOR OIL (CR)	1,500	---	---	---	---	---	---	491,612	
MYTILBOR	MYTILINEOS (CR)	2,000	---	---	---	---	---	---	500,241	
ETEBOR	NATIONAL BANK (CR)	2,088	---	---	---	---	---	---	6,538,260	
OPAPBOR	OPAP (CR)	51,552	---	---	---	---	---	---	1,321,523	
HTOBOR	OTE (CR)	20,450	---	---	---	---	---	---	2,291,422	
PPABOR	P.P.A. S.A. (CR)	1,464	---	---	---	---	---	---	66,287	
TPEIRBOR	PIRAEUS FINANCIAL HOLD (CR)	61,902	---	---	---	---	---	---	6,967,073	
PLAISBOR	PLAISIO COMPUTERS SA (CR)	---	---	---	---	---	---	---	100	
PPCBOR	PPC (CR)	2,000	---	---	---	---	---	---	1,957,086	
QUALBOR	QUALITY & RELIABILITY SA (CR)	---	---	---	---	---	---	---	---	
QUESTBOR	QUEST HOLDINGS (CR)	---	---	---	---	---	---	---	173,200	
TENERGYBOR	TERNA ENERGY (CR)	18,450	---	---	---	---	---	---	114,737	

## Stock Lending Notes

[1] - Multilateral contracts Lending or Borrowing as per Methods 8-1, 8-2 and 8-3-3 (According to ATHEX BoD Resolution No.17)

[2] - Bilateral Contracts Lending or Borrowing as per Methods 8-3-1 and 8-3-2 (According to ATHEX BoD Resolution No.20 )

[3] - The information concerning OTC Stock Borrowing Transactions is based on the statements of the Dematerialised Securities System (DSS) operators involved and refers to volumes that have been registered up until the previous working day.

[4] - Average Price (Volume weighted)

[5] - The Data concerning Open Interest before the start of trading session

Lending Products	Underlying Title	Open Interest[5]	Multilateral Transactions[1]				Bilateral Transactions[2]		Stock Borrowing through OTC (volume)[3]	
			Volume(Offered)	Average Weighted	Transactions volume	Average Weighted	Transactions Volume	Average Weighted	Transactions Volume	
TITCBOR	TITAN CEMENT (CB)	13,800	---	---	---	---	---	---	222,850	
VIOBOR	VIOHALCO SA/IV (CB)	8,647	---	---	---	---	---	---	---	

## Stock Lending Notes

[1] - Multilateral contracts Lending or Borrowing as per Methods 8-1, 8-2 and 8-3-3 (According to ATHEX BoD Resolution No.17)

[2] - Bilateral Contracts Lending or Borrowing as per Methods 8-3-1 and 8-3-2 (According to ATHEX BoD Resolution No.20 )

[3] - The information concerning OTC Stock Borrowing Transactions is based on the statements of the Dematerialised Securities System (DSS) operators involved and refers to volumes that have been registered up until the previous working day.

[4] - Average Price (Volume weighted)

[5] - The Data concerning Open Interest before the start of trading session

## Sectors codification for listed companies

12003-	ETF	10101010	Computer Services
10101015	Software	10102030	Computer Hardware
15101010	Telecommunications Equipment	15102015	Telecommunications Services
20101010	Health Care Facilities	20101025	Health Care Services
20102010	Medical Equipment	20103015	Pharmaceuticals
30101010	Banks	30202000	Diversified Financial Services
30202010	Asset Managers & Custodians	30202015	Investment Services
30204000	Closed End Investments	30302010	Full Line Insurance
30302015	Insurance Brokers	30302025	Property and Casualty Insurance
35101010	Real Estate Holding and Development	35101015	Real Estate Services
35102000	Diversified REITs	35102030	Office REITs
40201040	Rental & Leasing Services: Consumer	40202010	Home Construction
40202015	Household Furnishings	40202020	Household Appliance
40203040	Electronic Entertainment	40203045	Toys
40204020	Clothing & Accessories	40301010	Entertainment
40301030	Publishing	40301035	Radio & TV Broadcasters
40401010	Diversified Retailers	40401020	Apparel Retailers
40401025	Home Improvement Retailers	40401030	Specialty Retailers
40501010	Airlines	40501015	Travel & Tourism
40501020	Casinos & Gambling	40501025	Hotels & Motels
45101015	Distillers & Vintners	45101020	Soft Drinks
45102010	Farming Fishing Ranching & Plantations	45102020	Food Products
45103010	Tobacco	45201010	Food Retailers & Wholesalers
45201020	Personal Products	50101010	Construction
50101020	Building Roof/Wallboard and Plumbing	50101030	Cement
50101035	Building Materials: Other	50202010	Electrical Components
50203000	Diversified Industrials	50203015	Plastics
50203030	Containers & Packaging	50204000	Machinery: Industrial
50204020	Machinery: Construction & Handling	50205010	Industrial Suppliers
50205020	Back Office Support HR & Consulting	50205030	Forms & Bulk Printing Services
50206015	Commercial Vehicles & Parts	50206030	Marine Transportation
50206060	Transportation Services	55101000	Diversified Materials
55101020	Textile Products	55102000	General Mining
55102010	Iron & Steel	55102015	Metal Fabricating
55102035	Aluminum	60101020	Oil Refining and Marketing
65101010	Alternative Electricity	65101015	Conventional Electricity
65102030	Water		



**ATHEX**  
Athens Stock Exchange

Λεωφ. Αθηνών 110 104 42 Αθήνα  
110, Athinon Ave. GR 104 42 Athens  
tel. (+30)210-33.66.800, fax (+30)210-33.66.101  
[www.athexgroup.gr](http://www.athexgroup.gr)