

22

**Ημερήσιο Δελτίο
Συναλλακτικής Δραστηριότητας**

Daily Official List
of Trading Activity

Thursday, 17 March, 2022
Year: 143 Trading Day No: 52



ATHEXGROUP
Athens Exchange Group

Disclaimer:

Hellenic Exchanges-Athens Stock Exchange S.A endeavours to ensure that the data and other material ("Information") presented on the Daily Official List are accurate and complete, but it is not liable for any errors or omissions of data or /and for the accuracy, credibility, updating and completeness of the aforesaid information nor it has any liability arising directly or indirectly from the use of the above Information.

The Company is not liable for the accuracy of the data included in listed companies' announcements. Only the sender of such an announcement is fully and solely liable for any infringement of third party's rights from the content of such announcement. All contents of the Daily Official List are provided only for information purposes and do not constitute investment advice or solicitation to invest in securities or other products listed for trading on the Exchange.

You acknowledge and agree that the Company is the owner of any property rights related to any Information appearing on the Daily Official List including intellectual property rights copyright, trademarks, etc.

The above data are a property of the Hellenic Exchanges-Athens Exchange and are copyright protected. Users are forbidden to reproduce, modify, copy, sale, transmit or redistribute, by all reproduction means and methods, part or the whole of the above data, without reference to their source.

The commercial exploitation of these data is, also, forbidden by third parties. Hellenic Exchanges-Athens Exchange does not carry any responsibility, direct or indirect, derived from usage or accidental alteration of the above data when used by third parties.

Hellenic Exchanges – Athens Stock Exchange S.A.

110 Athinon Ave., 10442 Athens, Tel: (210) 33.66.800, Fax: (210) 32.13.938

www.athexgroup.gr

Thessalonica Stock Exchange Center (T.S.E.C)

16-18 Katouni Str., Thessalonica 546 25 Tel: (2310) 567.667, Fax: (2310) 530.545

Athex Members Guarantee Fund

14-16 Fidiou Str., Athens 106 78, Tel: (210) 33.04.682, Fax: (210) 33.04.155

Hellenic Republic Capital Market Commission

1 Kolokotroni Str. & 1 Stadiou Str., Athens 10562 Tel: (210) 33.77.100 Fax: (210) 33.77.173

Table of Contents

Section 1: Statistical Figures of Securities, Derivatives and Lending

Summary of Markets

Athex Indices

Analytic Figures for Athex Market's Boards and Categories

Trading Details by Athex Sectors and Financial Instruments (ETFs)

Top 10 best & worst performing Shares

Derivatives Summary

Section 2: Analytic Figures of Shares Transactions

Analytic Figures of Shares Transactions

Shares' Notes

Section 3: Figures of Securities Transactions

Securities Blocks Details

Shares Rights Details

Stock Borrowing

Forced Sales Details

Forced Sales Registered Shares

Exchange Traded Funds (ETFs) Characteristics

Section 5: Bonds traded in Fixed Income Assets Market

Convertible Corporate Bonds - Regulated Market

Non Convertible Corporate Bonds - Regulated Market

Government Bonds

Treasury Bills & Zero Coupon Government Bonds

Government Bonds Traded with the Open Outcry Method

State Banks Bonds

Section 6: Additional Infos

Athex & ATHEXClear Members List

List of Stocks under Market Making operations

Section 7: Derivatives Market Analytic Figures

Index Futures

Stock Futures

Index Options

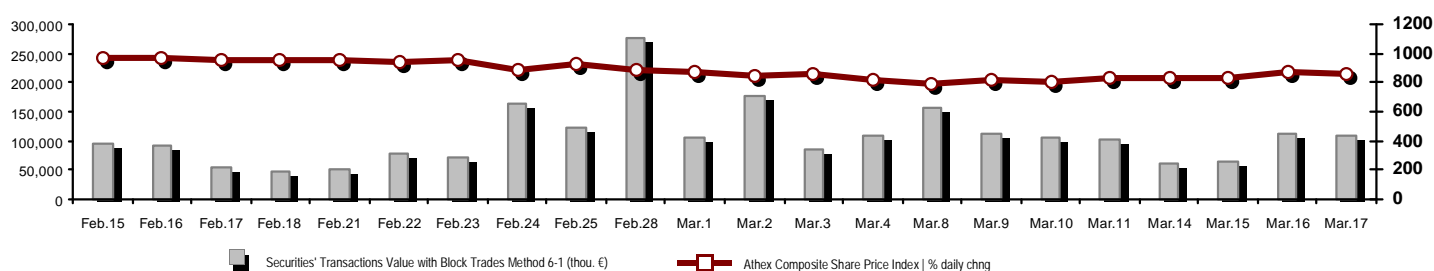
Stock Options

Stock Lending Analytic Figures

Appendix A: Sectors codification for listed companies

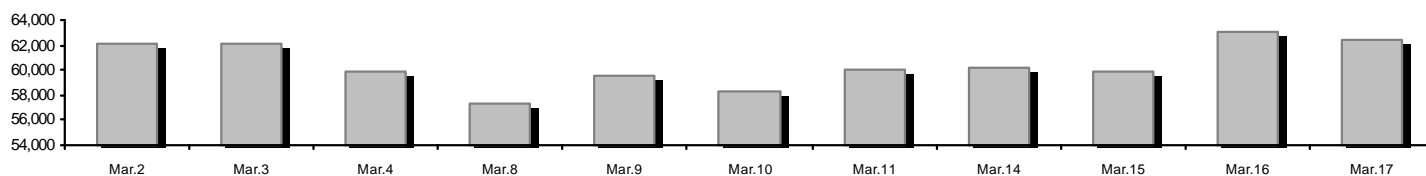
Summary of Markets

Athex Composite Share Price Index vs Shares and Derivatives Transactions Value

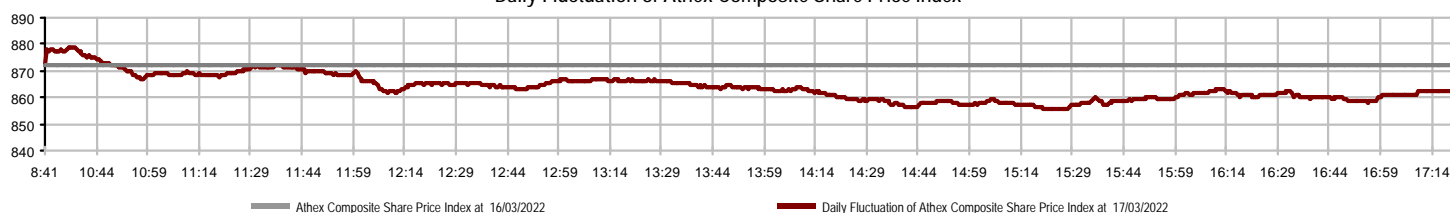


Athex Capitalisation (mill. €) **:	62,399.33	Derivatives Total Open Interest	339,813
Daily change: mill. € %	-595.23 -0.94%	in Index Futures % daily chng	3,703 29.52%
Yearly Avg Capitalisation: mill. € % chng prev year Avg	67,022.96 10.08%	in Stock Futures % daily chng	333,720 -1.37%
Athex Composite Share Price Index % daily chng	862.09 -1.14%	in Index Options % daily chng	1,288 13.48%
Athex Composite Share Price Index Capitalisation (mill. €)	56,448.69	in Stock Options % daily chng	1,102 0.00%
Daily change (mill. €)	-588.42		
Securities' Transactions Value with Block Trades Method 6-1 (t)	110,460.68	Derivatives Contracts Volume:	169,815
Daily change: %	-857.53 -0.77%	Daily change: pieces %	7,562 4.66%
YtD Avg Trans. Value: thou. € % chng prev year Avg	93,964.51 34.52%	YtD Avg Derivatives Contracts % chng prev year Avg	46,862 -1.69%
Blocks Transactions Value of Method 6-1 (thou. €)	15,236.36	Derivatives Trades Number:	4,877
Blocks Transactions Value of Method 6-2 & 6-3 (thou. €)	0.00	Daily change: number %	-1,145 -19.01%
Bonds Transactions Value (thou.€)	2,260.77	YtD Avg Trades number % chng prev year Avg	2,541 20.07%
Securities' Transactions Volume with Block Trades Method 6-1 (tho)	51,945.51	Lending Total Open Interest	392,210
Daily change: thou. pieces %	4,601.70 9.72%	Daily change: pieces %	30,959 8.57%
YtD Avg Volume: % chng prev year Avg	42,695.85 24.86%	Lending Volume (Multilateral/Bilateral)	26,648
Blocks Transactions Volume of Method 6-1 (thou. Pieces)	6,913.33	Daily change: pieces %	-4,311
Blocks Transactions Volume of Method 6-2 & 6-3 (thou. Pieces)	0.00	Multilateral Lending	10,648
Bonds Transactions Volume	2,326,000	Bilateral Lending	16,000
Securities' Trades Number with Block Trades Method 6-1	41,276	Lending Trades Number:	11
Daily change: number %	-4,636 -10.10%	Daily change: %	-5
YtD Avg Trades number % chng prev year Avg	37,237 24.40%	Multilateral Lending Trades Number	9
Number of Blocks Method 6-1	12	Bilateral Lending Trades Number	2
Number of Blocks Method 6-2 & 6-3	0		
Number of Bonds Transactions	140		

Athex Capitalisation (mill. €) **



Daily Fluctuation of Athex Composite Share Price Index



Athex Indices

Index name	17/03/2022	16/03/2022	pts.	%	Min	Max	Year min	Year max	Year change
Athex Composite Share Price Index	862.09 €	871.99	-9.90	-1.14%	855.32	878.82	788.83	973.27	-3.50% €
Athex ESG Index	978.49 €	992.40	-13.91	-1.40%	970.62	1,002.27	888.47	1,131.24	-3.45% €
FTSE/Athex Large Cap	2,076.98 €	2,103.52	-26.54	-1.26%	2,058.98	2,123.96	1,884.54	2,384.15	-3.35% €
FTSE/Athex Mid Cap Index	1,487.89 €	1,519.16	-31.27	-2.06%	1,487.48	1,522.19	1,396.00	1,615.19	-0.27% €
FTSE/ATHEX-CSE Banking Index	457.12 €	473.25	-16.13	-3.41%	453.27	482.32	382.96	569.66	5.05% #
FTSE/ATHEX High Dividend Yield Index	2,938.07 #	2,933.99	4.08	0.14%	2,904.65	2,953.86	2,762.75	3,292.03	-5.35% €
FTSE/ATHEX Global Traders Index Plus	2,319.51 €	2,347.12	-27.61	-1.18%	2,308.42	2,358.04	2,205.66	2,580.30	-2.27% €
FTSE/ATHEX Mid & Small Cap Factor-Weighted Ind	4,527.38 €	4,545.99	-18.61	-0.41%	4,507.32	4,568.58	4,269.17	4,966.14	-3.02% €
ATHEX Select Index Plus	3,223.68 €	3,287.16	-63.48	-1.93%	3,210.32	3,305.04	2,990.50	3,578.04	-4.77% €
ATHEX Select Index	4,426.00 €	4,455.10	-29.10	-0.65%	4,415.99	4,477.10	4,076.44	4,953.99	-3.51% €
FTSE/Athex Market Index	503.46 €	509.34	-5.88	-1.15%	498.86	514.07	457.78	586.15	-6.09% €
Athex Composite Index Total Return Index	1,482.44 €	1,499.44	-17.00	-1.13%	1,470.79	1,511.19	1,356.45	1,673.61	-3.30% €
FTSE/Athex Large Cap Total Return	3,236.88 €	3,278.24	-41.36	-1.26%			2,944.22	3,702.87	-3.15% €
FTSE/Athex Mid Cap Total Return	1,912.19 €	1,952.38	-40.19	-2.06%			1,809.60	2,064.38	-0.27% €
FTSE/ATHEX-CSE Banking Total Return Index	393.60 €	407.49	-13.89	-3.41%			337.43	485.90	5.06% #
Hellenic Mid & Small Cap Index	1,334.82 €	1,354.76	-19.94	-1.47%	1,327.33	1,358.63	1,243.70	1,451.84	-2.78% €
FTSE/Athex Banks	603.96 €	625.28	-21.32	-3.41%	598.88	637.27	505.99	752.66	5.05% #
FTSE/Athex Insurance	3,020.11 ~	3,020.11	0.00	0.00%	3,020.11	3,020.11	1,994.86	3,171.11	51.39% #
FTSE/Athex Financial Services	730.95 €	747.01	-16.06	-2.15%	730.95	752.88	691.33	831.60	-2.42% €
FTSE/Athex Industrial Goods & Services	3,537.45 €	3,613.42	-75.97	-2.10%	3,520.42	3,628.98	3,365.52	3,930.81	-5.21% €
FTSE/Athex Retail	49.97 €	51.00	-1.03	-2.02%	49.78	51.07	45.69	57.51	1.52% #
FTSE/ATHEX Real Estate	4,383.14 €	4,415.80	-32.66	-0.74%	4,356.52	4,422.15	3,948.68	5,179.83	-8.91% €
FTSE/Athex Consumer Goods & Services	7,781.78 #	7,736.25	45.53	0.59%	7,631.80	7,784.99	7,260.09	8,381.33	7.19% #
FTSE/Athex Food & Beverage	7,562.84 €	7,715.37	-152.53	-1.98%	7,447.73	7,771.64	6,714.13	12,058.75	-33.26% €
FTSE/Athex Basic Resources	6,883.61 €	7,181.03	-297.42	-4.14%	6,880.96	7,185.74	6,227.37	8,197.29	-6.95% €
FTSE/Athex Construction & Materials	2,797.43 €	2,814.82	-17.39	-0.62%	2,783.08	2,829.20	2,533.53	3,209.28	-6.09% €
FTSE/Athex Energy	3,533.27 €	3,562.69	-29.42	-0.83%	3,515.67	3,580.54	3,339.51	3,854.94	2.61% #
FTSE/Athex Travel & Leisure	1,984.26 €	2,007.54	-23.28	-1.16%	1,971.07	2,028.53	1,858.00	2,197.16	1.08% #
FTSE/Athex Technology	2,133.20 €	2,159.25	-26.05	-1.21%	2,111.52	2,164.70	1,912.15	2,281.35	-0.64% €
FTSE/Athex Telecommunications	4,815.97 #	4,639.54	176.43	3.80%	4,638.96	4,815.97	4,377.01	5,159.73	5.95% #
FTSE/Athex Utilities	4,661.01 €	4,710.64	-49.63	-1.05%	4,625.45	4,776.07	4,203.53	5,208.71	-9.51% €
FTSE/Athex Health Care	447.19 €	458.52	-11.33	-2.47%	441.53	458.52	418.89	611.35	-19.06% €
FTSE/Athex Personal Products	7,847.40 #	7,698.68	148.72	1.93%	7,698.68	8,269.81	6,680.63	8,868.58	-10.05% €
Athex All Share Index	218.71 €	220.79	-2.08	-0.94%	218.71	218.71	200.98	248.43	-4.93% €
Hellenic Corporate Bond Index	120.18 #	119.88	0.30	0.25%			119.78	127.89	-5.94% €
Hellenic Corporate Bond Price Index	89.21 #	88.99	0.22	0.25%			88.90	95.40	-6.47% €

Note 1: FTSE/Med 100, Hellenic Corporate Bond Price Index and Hellenic Corporate Bond Index closing prices refer to the previous trading day of 15/03/2022.

Note 2: The Hellenic Mid & Small Cap Index is a Customized index calculated by the Athens Exchange.

Analytic Figures for Athex Market's Boards and Categories

	Total Traded Securities	Main Market	Surveillance	Exchange Traded Funds (ETFs)
Totals	121	110	10	1
Gain / Lose / Same:	33 / 72 / 16	32 / 66 / 12	1 / 5 / 4	0 / 1 / 0
Athex Capitalisation (mill. €) **	62,399.33	62,154.26	245.06	
Daily Average Trans/ons Value(thou.€)	93,964.51	93,761.55	261.72	14.84
Transactions Value	110,460.68	110,331.69	121.94	7.04
Main Board:	95,219.45	95,090.48	121.93	7.04
Blocks Board 6_2_3:	15,236.36	15,236.36	0.00	0.00
Forced Sales Board:	4.86	4.86	0.01	0.00
Special Terms Board:	0.00	0.00	0.00	0.00
Daily Average Transactions Volume	42,695,847	41,730,907	975,596	695
Transactions Volume	51,945,507	51,382,360	562,812	335
Main Board:	45,031,283	44,468,146	562,802	335
Blocks Board 6_2_3:	6,913,325	6,913,325	0	0
Forced Sales Board:	899	889	10	0
Special Terms Board:	0	0	0	0
Daily Average Number of Trades	37,237	36,936	299	3
Number of Trades	41,276	41,101	173	2
Main Board:	41,256	41,083	171	2
Blocks Board 6_2_3:	12	12	0	0
Forced Sales Board:	8	6	2	0
Special Terms Board:	0	0	0	0

Trading Details by Athex Sectors and Financial Instruments (ETFs)

Code	Sectors	Gain / Lose / Same	Number of Trades	Transactions Volume	Transactions Value	% of Total Trans. Value
3010	- Banks	1 / 5 / 0	18,682	41,836,398	55,280,285.22	50.05%
5510	- Basic Resources	5 / 10 / 1	1,622	563,458	1,415,661.69	1.28%
5010	- Construction & Materials	2 / 9 / 2	1,900	621,759	1,846,356.72	1.67%
4020	- Consumer Products & Services	2 / 5 / 0	1,693	239,937	2,849,430.48	2.58%
6010	- Energy	1 / 2 / 1	1,065	190,795	1,635,559.79	1.48%
12000	- Financial Instruments	0 / 1 / 0	2	335	7,044.10	0.01%
3020	- Financial Services	0 / 4 / 0	434	2,907,535	210,344.84	0.19%
4510	- Food Beverage & Tobacco	2 / 2 / 2	529	71,273	1,358,840.80	1.23%
2010	- Health Care	2 / 1 / 0	19	7,095	9,785.63	0.01%
5020	- Industrial Goods & Service	4 / 11 / 3	3,584	1,437,012	5,258,283.56	4.76%
3030	- Insurance	0 / 1 / 1	20	6,150	44,333.20	0.04%
4030	- Media	1 / 0 / 0	15	16,695	7,648.85	0.01%
4520	- Personal Care, Drug & Grocery Stores	2 / 0 / 1	452	131,702	906,425.97	0.82%
3510	- Real Estate	2 / 3 / 1	856	287,297	1,221,100.64	1.11%
4040	- Retail	5 / 2 / 0	521	127,728	415,847.27	0.38%
1010	- Technology	2 / 7 / 2	1,280	476,431	1,404,887.82	1.27%
1510	- Telecommunications	1 / 1 / 0	3,319	1,287,065	21,737,548.70	19.68%
4050	- Travel & Leisure	1 / 4 / 1	1,600	713,463	7,118,475.27	6.44%
6510	- Utilities	0 / 4 / 1	3,683	1,023,379	7,732,814.54	7.00%

Top 10 best & worst performing Shares

Main Market

With positive Price change	Closing price	change	With negative Price change	Closing price	change
UNIBIOS (CR)	0.604	4.14% #	CENERGY HOLDINGS (CB)	3.65	-7.36% ☒
OTE (CR)	17.235	3.82% #	ALPHA SERVICES HOLD (CR)	1.0605	-5.73% ☒
PREMIA (CR)	1.37	3.01% #	ELVALHALCOR (CR)	1.756	-4.87% ☒
ATTICA BANK S.A. (CR)	0.1518	2.57% #	VIOHALCO SA/NV (CB)	4.145	-4.82% ☒
GR. SARANTIS S.A. (CR)	7.82	2.22% #	NATIONAL BANK (CR)	3	-4.76% ☒
TITAN CEMENT (CB)	12.74	1.76% #	THRACE PLASTICS SA (CR)	5.05	-4.72% ☒
PLAISIO COMPUTERS SA (CR)	3.85	1.32% #	EUROCONSULTANTS S.A. (CR)	0.52	-3.70% ☒
AUTOHELLAS SA (CR)	9.74	1.25% #	INTRAKAT (CR)	2.11	-3.65% ☒
JUMBO SA (CR)	13.55	0.59% #	FOURLIS (CR)	3.82	-3.05% ☒
HELLENIC PETROLEUM (CR)	6.94	0.58% #	INTRACOM HOLDINGS (CR)	1.75	-2.99% ☒
With the highest Transactions Value	Value (thou. €)	change	With the highest Transactions Volume	Volume	change
OTE (CR)	21,708.62	3.82% #	ALPHA SERVICES HOLD (CR)	18,707,512	-5.73% ☒
ALPHA SERVICES HOLD (CR)	20,612.46	-5.73% ☒	EUROBANK HOLDINGS (CR)	14,979,057	-0.84% ☒
EUROBANK HOLDINGS (CR)	15,237.05	-0.84% ☒	NATIONAL BANK (CR)	4,906,130	-4.76% ☒
NATIONAL BANK (CR)	15,105.58	-4.76% ☒	PIRAEUS FINANCIAL HOLD (CR)	3,079,301	-2.07% ☒
OPAP (CR)	6,840.59	-1.03% ☒	MARFIN INVESTMENT GROUP (CR)	2,874,448	-2.38% ☒
PPC (CR)	5,190.84	0.00% -	OTE (CR)	1,283,670	3.82% #
PIRAEUS FINANCIAL HOLD (CR)	4,232.22	-2.07% ☒	PPC (CR)	670,417	0.00% -
MYTILINEOS (CR)	2,515.63	-1.72% ☒	CENERGY HOLDINGS (CB)	551,604	-7.36% ☒
JUMBO SA (CR)	2,317.26	0.59% #	OPAP (CR)	542,671	-1.03% ☒
CENERGY HOLDINGS (CB)	2,065.34	-7.36% ☒	ELVALHALCOR (CR)	308,564	-4.87% ☒

Note: Stocks that are not included in the "Under Supervision" category, and the transactions value is more than 10,000 €.

Derivatives Summary

	Number of Trades	Volume	Open Interest
Index Futures	430	3,032	3,703
FTSE/Athex Banks	0	0	0
FTSE/Athex Large Cap	430	3,032	3,703
Stock Futures	4,423	166,554	333,720
ADMIE (IPTO) HOLDING S.A. (CR)	42	1,630	6,059
ALPHA SERVICES HOLD (CR)	770	48,846	94,911
CC HBC AG (CR)	70	318	2,149
CENERGY HOLDINGS (CB)	170	3,197	12,448
ELLAKTOR (CR)	71	1,331	12,480
EUROBANK HOLDINGS (CR)	394	19,952	35,752
EYDAP S.A. (CR)	12	108	397
FOURLIS (CR)	87	678	2,551
GEK TERNA (CR)	87	1,885	6,933
HELLENIC EXCHANGES-A.S.E. (CR)	50	338	1,581
HELLENIC PETROLEUM (CR)	59	339	1,752
INTRACOM HOLDINGS (CR)	88	1,871	5,416
JUMBO SA (CR)	62	439	1,224
LAMDA DEVELOPMENT SA (CR)	119	1,400	6,620
MARFIN INVESTMENT GROUP (CR)	54	36,057	32,449
MOTOR OIL (CR)	90	594	3,124
MYTILINEOS (CR)	278	2,026	8,572
NATIONAL BANK (CR)	967	23,780	32,493
OPAP (CR)	96	666	2,074
OTE (CR)	107	696	1,512
P.P.A. S.A. (CR)	18	70	817
PIRAEUS FINANCIAL HOLD (CR)	226	11,433	33,628
PPC (CR)	262	3,404	17,338
TERNA ENERGY (CR)	84	1,119	2,159
TITAN CEMENT (CB)	55	390	1,551
VIOHALCO SA/NV (CB)	105	3,987	7,730
Index Options	6	99	1,288
FTSE/Athex Large Cap	6	99	1,288
Stock Options	18	130	1,102
ALPHA SERVICES HOLD (CR)	0	0	250
NATIONAL BANK (CR)	0	0	658
OPAP (CR)	3	25	51
OTE (CR)	2	15	62
PIRAEUS FINANCIAL HOLD (CR)	0	0	11
PPC (CR)	13	90	70
Total Derivatives Traded	4,877	169,815	339,813

Number of Outstanding Securities	Nominal Value	Dividends [1]			Date of Last Coupon		Note	Shares	Closing price	% change	Previous closing price/date		Open price	Price min	Price max	Last price	Avg price	Last Bid [7]	Last Ask [7]	P/E after tax	Year	Volume	Trades	Transactions Value[8]	Company Mkt Value (thou. €)	Year low	Year high	Sector[4]	
		2019	2020	2021	Dividend [2]	Right																							
12,417,000	0.310	---	---	---	27/08/2019	28/08/2017	5233	MLS MULTIMEDIA SA (CR)	0.57	---	0.57	12/05/2020	---	---	---	---	---	---	---	---	---	---	---	---	7,077.69	0.57	0.57	10101015	
33,301,715	0.320	---	---	---	27/06/2003	08/07/2009	5241	AEGEK (CR)	0.035	---	0.035	25/06/2020	---	---	---	---	---	---	---	---	---	---	---	---	---	1,165.56	0.035	0.035	50101010
4,737,503	0.320	---	---	---	22/06/2005	22/09/2015	5115	VARANGIS AVEPE S.A. (CR)	0.11	---	0.11	02/03/2022	---	---	---	---	---	---	---	---	---	---	---	---	---	521.13	0.11	0.11	40202015
77,126,446	0.340	---	---	---	23/05/2005	18/08/2011	5206	G.E. DIMITRIOU (CR)	0.0125	---	0.0125	30/04/2019	---	---	---	---	---	---	---	---	---	---	---	---	---	964.08	0.0125	0.0125	40202020
7,085,888	1.59	---	---	---	02/07/1996	06/09/2010	5216	ELVIEMEK (CR)	2.6	---	2.6	30/09/2019	---	---	---	---	---	---	---	---	---	---	---	---	---	18,423.31	2.6	2.6	35101010
25,179,640	0.600	---	---	---	08/08/1994	19/09/2000	5191	J.BOUTARIS & SON (CR)	0.026	---	0.026	01/10/2018	---	---	---	---	---	---	---	---	---	---	---	---	---	742.45	0.026	0.026	45101015
1,540,000	0.600	---	---	---	08/08/1994	19/09/2000	5192	J.BOUTARIS & SON (PR)	0.057	---	0.057	01/10/2018	---	---	---	---	---	---	---	---	---	---	---	---	---	742.45	0.057	0.057	45101015

Shares' Notes

Code	Note text
()	- Adjusted dividends.
*	- Last adjusted closing price.
[1]	- Net dividends.
[2]	- The "Date of Last Coupon" for New listings refers to the date company's stocks started to trade in Athex
[3]	- The Company Market Value is referred to the number of outstanding shares
[4]	- Sectors codification can be found in Appendix A
[5]	- The Market Value refers to the total number of shares listed (including their several classes) in the exchange by the company.
[6]	- P/E greater than 100
[7]	- Last view of the Order Book before the end of the trading session
[8]	- All Blocks Methods' Transactions Value are included.
4750	- Transfer to the Under Surveillance Category from 8/4/2011.
4912	- Transfer to the Surveillance Category as of 31/7/2012.
4955	- Transfer to the Surveillance Category as from 5/4/2013.
4957	- Transfer to the Surveillance Category as from 5/4/2013.
4958	- Transfer to the Surveillance Category as from 5/4/2013.
4959	- Transfer to the Surveillance Category as from 5/4/2013.
5093	- Transfer to the Surveillance Category as of 8/4/2015.
5112	- Transfer to the Surveillance Category as of 15/04/2016.
5115	- Transfer to the Surveillance Category as of 15/04/2016.
5141	- Transfer to the Surveillance Category as of 10/05/2017.
5160	- Transfer to the Surveillance Category as of 15/04/2016.
5162	- Transfer to the Under Supervision Category as of 21/12/2009.
5165	- Transfer to the Surveillance Category as of 15/02/2018.
5179	- Suspension of trading as of 25/05/2018.
5191	- Suspension of trading as of 02/10/2018.
5192	- Suspension of trading as of 02/10/2018.
5193	- Transfer to the Surveillance Category as of 25/10/2018.
5194	- Transfer to the Surveillance Category as of 25/10/2018.
5197	- Transfer to the Surveillance Category as of 07/11/2018.
5206	- Suspension of trading as of 02/05/2019.
5216	- Suspension of trading as of 01/10/2019.
5232	- Transfer to the Under Surveillance Category from 08/04/2011.
5233	- Suspension of trading as of 13/05/2020.
5241	- Suspension of trading as of 26/06/2020.
5243	- Suspension of trading as of 01/07/2020.
5245	- Transfer to the Surveillance Category as of 09/07/2020.
5246	- Transfer to the Surveillance Category as of 09/07/2020.
5248	- Transfer to the Surveillance Category as of 06/09/20116.
5253	- Transfer to the Surveillance Category as of 14/5/2021.

Securities Blocks Details

Securities	Block Volume	Price	Block Trade Value	Time of approval	Note
ALPHA SERVICES HOLD (CR)	2,000,000	1.15	2,290,000.00	10:30:54	20
OPAP (CR)	40,000	12.74	509,600.00	10:36:07	20
EUROBANK HOLDINGS (CR)	1,000,000	1.03	1,030,000.00	11:18:17	20
EUROBANK HOLDINGS (CR)	750,000	1.03	774,000.00	11:32:42	20
ALPHA SERVICES HOLD (CR)	1,000,000	1.12	1,117,500.00	11:38:45	20
OPAP (CR)	50,000	12.64	632,000.00	11:59:46	20
OPAP (CR)	50,000	12.65	632,500.00	12:00:14	20
EUROBANK HOLDINGS (CR)	750,000	1.01	760,500.00	13:49:11	20
OTE (CR)	170,108	16.79	2,856,113.32	14:20:39	20
ADMIE (IPTO) HOLDING S.A. (CR)	75,000	2.28	170,625.00	15:59:37	20
ALPHA SERVICES HOLD (CR)	818,217	1.11	908,220.87	17:05:46	20
OTE (CR)	210,000	16.93	3,555,300.00	17:11:41	20

Blocks Notes

- 9 - Method 6-1 / Special Fees
- 10 - Method 6-1 / Special Fees, SDS
- 14 - Method 6-3 / Settlement, Incomplete Buy and Sell
- 18 - Method 6-2 / SPOT 1
- 19 - Method 6-2 / SPOT 2
- 20 - Method 6-1 and Method 6-1 Same Day Settlement
- 21 - Other Pre-agreed

Shares Rights Details

Occured date	Exercise from	Exercise until	Trading until	Rights	Price min	Price max	Closing price	Last Bid	Last Ask	Volume	Trades	Transactions Value
--------------	---------------	----------------	---------------	--------	-----------	-----------	---------------	----------	----------	--------	--------	--------------------

No Rights Transactions.

Forced Sales Details

Securities	Category of Security	Transactions Volume	Number of Trades	Transactions Value	Note
THRACE PLASTICS SA (CR)	Stocks	667	3	3,368.35	1
DOMIKI KRITIS SA (CR)	Stocks	22	1	12.76	1
AKRITAS SA (CR)	Stocks	5	1	2.75	1
KRI-KRI S.A. (CR)	Stocks	100	1	738.00	1

Forced Sales Notes

- 1 - Compulsory Public Forced Sales
- 2 - Forced Sales of Fixed Registered Shares
- 3 - Forced Sales of Remaining Fractional Shares

Exchange Traded Funds (ETFs) Characteristics

	Transactions Date (T)	Creation / Redemption	Units (T-1)	New Units (T-1)	Redemption Units (T-1)	Units (T) [1]	Fund Assets [2]	Net Unit Price	Dividend per Unit	Dividend Date
ALPHA ETF FTSE Athex Large Cap	17/03/2022	5,000	882,175	---	---	882,175	18,711,050.00	21.2101	0.71	01/07/2021

ETFs Notes

[1] - Units (T) = Units (T-1) + New Units (T-1) - Redemption Units (T-1)

[2] - The Creation / Redemption Units of T-1 are included.

Non Convertible Corporate Bonds - Regulated Market

Num Listed Bonds	Nominal price	Issue price	Today's Rate	Exp. Date	Duration (years)	Note	Coupon		Trading	Corporate Bonds	Accrued Int.	Yield.T.Mat	Price min	Price max	Closing price	Previous closing price/date	Volume	Transactions Value	Last order		Date	ear min	Year max	
							Common	Preferred											Price	Buy / Sell				
120,000	1,000.00	1,000.00	3.95	04/04/2025	7	---	8	---	1	GEK TERNA S.A. (Non Convertible)	18.4333	3.3950	100.0500	100.0500	100.0500	100.2730	16/03/2022	13,000	13,246.13	100.0500	B	17/03/2022	99.3357	103.2000
320,000	1,000.00	1,000.00	3.40	21/07/2027	7	---	4	---	1	LAMDA DEVELOPMENT S.A. (Non Convertible)	5.5722	3.8490	97.0000	98.3000	97.0000	98.1600	16/03/2022	390,000	382,876.83	97.0000	B	17/03/2022	93.0000	102.0000
200,000	1,000.00	1,000.00	2.10	27/10/2027	7	---	3	---	1	O.P.A.P. S.A. (Non Convertible)	8.4583	2.2320	97.7000	99.8500	99.0000	98.3960	16/03/2022	130,000	129,145.16	97.9000	B	17/03/2022	96.0000	101.7500
250,000	1,000.00	1,000.00	2.45	16/11/2028	7	---	1	---	1	ELVALHALCOR S.A. (Non Convertible)	8.5069	3.4570	94.0000	95.0000	94.3226	95.7970	16/03/2022	31,000	29,503.72	95.0000	B	17/03/2022	90.5001	100.2900
120,000	1,000.00	1,000.00	2.65	06/12/2028	7	---	1	---	1	NOVAL PROPERTY REIC (Non Convertible)	7.7292	4.1800	91.5600	91.7300	91.7118	91.5110	16/03/2022	62,000	57,340.51	91.6510	B	17/03/2022	91.5106	100.0000
300,000	1,000.00	1,000.00	2.30	14/12/2028	7	---	1	---	1	GEK TERNA S.A. (Non Convertible)	6.1972	4.0410	89.0000	92.0000	90.5364	90.9000	16/03/2022	59,000	53,782.14	90.0000	B	17/03/2022	89.3899	100.0000
100,000	1,000.00	1,000.00	2.95	11/02/2027	5	---	1	---	1	SAFE BULKERS PARTICIPATIONS PLC (Non Convertible)	3.1139	3.8990	95.5000	96.9000	96.0000	96.5000	16/03/2022	13,000	12,503.49	94.5000	B	17/03/2022	94.5000	99.9990
500,000	1,000.00	1,000.00	2.75	03/07/2027	7	---	4	---	1	GEK TERNA S.A. (Non Convertible)	5.8819	4.3840	91.0000	94.0000	91.9900	93.5100	16/03/2022	158,000	147,227.13	91.1000	B	17/03/2022	91.0000	99.0000
150,000	1,000.00	1,000.00	2.60	22/10/2026	7	---	5	---	1	TERNA ENERGY FINANCE S.A. (Non Convertible)	10.8333	3.2550	96.5100	96.5100	96.5100	96.0000	16/03/2022	5,000	4,879.67	96.5000	B	17/03/2022	92.9810	99.9900
175,000	1,000.00	1,000.00	3.40	26/07/2024	5	---	6	---	1	ATTICA HOLDINGS S.A. (Non Convertible)	5.1000	4.2630	97.0000	98.9999	97.2812	96.0000	16/03/2022	1,032,000	1,016,393.20	97.0000	B	17/03/2022	94.5217	99.4500
90,000	1,000.00	1,000.00	3.00	11/05/2023	5	---	8	---	1	CORAL A.E. (Non Convertible)	10.8333	2.1840	100.5000	100.7000	100.6375	100.8000	16/03/2022	64,000	65,101.33	100.1000	B	17/03/2022	99.8036	102.0000
20,148	1,000.00	1,000.00	4.95	26/06/2023	5	---	8	---	1	B&F COMM. & GARM. INDUS. S.A. (Non Convertible)	11.5500	4.3900	---	---	---	99.6810	09/03/2022	---	---	100.0000	B	17/03/2022	99.0000	101.0000
200,000	1,000.00	1,000.00	1.90	23/03/2028	7	---	2	---	1	MOTOR OIL CORINTH REFINERIES SA (Non Convertible)	9.4472	2.7410	95.2500	95.4990	95.3318	95.2760	16/03/2022	85,000	81,835.01	95.2000	B	17/03/2022	94.5000	99.2000
100,000	1,000.00	1,000.00	2.70	25/05/2026	5	---	2	---	1	COSTAMARE PARTICIPATIONS PLC (Non Convertible)	8.7000	3.4330	96.5000	98.6177	97.0000	96.5090	16/03/2022	30,000	29,414.38	96.5500	B	17/03/2022	95.3065	102.0000
300,000	1,000.00	1,000.00	2.30	20/07/2028	7	---	2	---	1	PRODEA REIC S.A. (Non Convertible)	3.8333	4.2700	89.6500	90.9990	89.7254	89.9880	16/03/2022	133,000	119,989.65	89.6501	B	17/03/2022	89.3428	98.1000
150,000	1,000.00	1,000.00	2.65	22/10/2026	5	---	1	---	1	CPLP SHIPPING HOLDINGS PLC (Non Convertible)	11.0417	3.5220	95.5000	98.0000	96.3515	95.0000	15/03/2022	101,000	98,430.21	94.8000	B	17/03/2022	94.2138	100.0000
100,000	1,000.00	1,000.00	2.80	25/01/2027	5	---	1	---	1	PREMIA S.A. (Non Convertible)	4.2778	4.5980	---	---	---	92.6990	16/03/2022	---	---	92.8000	B	17/03/2022	92.2001	99.5000
200,000	1,000.00	1,000.00	3.60	12/03/2026	7	---	7	---	1	AEGEAN AIRLINES S.A. (Non Convertible)	0.7000	3.6260	95.3001	98.5000	98.5000	98.0830	16/03/2022	20,000	19,106.03	96.3000	B	17/03/2022	95.8165	101.3000

Corporate Bonds Notes

Transactions Volume = (Pieces) * (Nominal Price). Transactions Value = (Pieces) * (Nominal Price) * (price %) + (Accrued interest).

The price of a Bond is stated as a percentage (%) of Bond's Nominal Price.

Nominal Price in Euros (€), except if it is noted differently.

Government Bonds

Number Listed Bonds	Nominal price	Today's Rate	Accrued Interest Calc	Exp. Date [1]	Duration (years)	Note	Coupons Date	Curr. coupon value	Trading Unit	Government Bonds	Price min	Price max	Closing price	Previous closing price/date	Volume	Transactions Value	Price	Last order Buy / Sell	Date
3,000,000	1,000.00	4.38	Actual/Actual	01/08/2022	5	---	01/08	4.38	1	GGB-FXD-010822-05Y-4.375-1.000	---	---	---	---	---	---	1.0000	B	28/11/2018
4,500,000	1,000.00	1.88	Actual/Actual	04/02/2035	15	---	04/02	1.88	1	GGB-FXD-040235-15Y-1.875-1.000	---	---	---	---	---	---	---	---	---
2,500,000	1,000.00	3.45	Actual/Actual	02/04/2024	5	---	02/04	3.45	1	GGB-FXD-020424-05Y-3.450-1.000	---	---	---	---	---	---	---	---	---
6,000,000	1,000.00	0.75	Actual/Actual	18/06/2031	10	---	18/06	0.75	1	GGB-FXD-180631-10Y-0.750-1.000	---	---	---	---	---	---	---	---	---
4,355,990,324	1.00	3.50	Actual/Actual	30/01/2023	5	---	01/02 - 31/01	3.50	1	GGB-FXD-300123-05Y-3.500-1.000	---	---	---	94.5720 13/07/2018	---	---	1.0000	B	28/11/2018
5,962,747,327	1.00	3.75	Actual/Actual	30/01/2028	10	---	/02 - 01/02 - 31/	3.75	1	GGB-FXD-300128-10Y-3.750-1.000	---	---	---	85.4610 13/07/2018	---	---	1.0000	B	28/11/2018
6,567,309,386	1.00	3.90	Actual/Actual	30/01/2033	15	---	/02 - 01/02 - 31/	3.90	1	GGB-FXD-300133-15Y-3.900-1.000	---	---	---	78.6730 13/07/2018	---	---	1.0000	B	28/11/2018
5,222,848,349	1.00	4.00	Actual/Actual	30/01/2037	19	---	/02 - 01/02 - 31/	4.00	1	GGB-FXD-300137-19Y-4.000-1.000	---	---	---	77.0370 13/07/2018	---	---	1.0000	B	28/11/2018
5,126,770,669	1.00	4.20	Actual/Actual	30/01/2042	24	---	/02 - 01/02 - 31/	4.20	1	GGB-FXD-300142-24Y-4.200-1.000	---	---	---	77.7640 13/07/2018	---	---	1.0000	B	28/11/2018
119,550,565	1.00	4.30	Actual/Actual	24/02/2023	11	---	24/02	4.30	1	GGB-FXD-240223-11Y-2.000-1.000	---	---	---	10.0000 22/06/2015	---	---	10.0000	B	11/07/2019
48,794,718	1.00	4.30	Actual/Actual	24/02/2024	12	---	24/02	4.30	1	GGB-FXD-240224-12Y-2.000-1.000	---	---	---	10.0000 22/06/2015	---	---	---	---	---
40,248,141	1.00	4.30	Actual/Actual	24/02/2025	13	---	24/02	4.30	1	GGB-FXD-240225-13Y-2.000-1.000	---	---	---	10.0000 22/06/2015	---	---	---	---	---
59,586,043	1.00	4.30	Actual/Actual	24/02/2026	14	---	24/02	4.30	1	GGB-FXD-240226-14Y-2.000-1.000	---	---	---	10.0000 22/06/2015	---	---	---	---	---
41,118,344	1.00	4.30	Actual/Actual	24/02/2027	15	---	24/02	4.30	1	GGB-FXD-240227-15Y-2.000-1.000	---	---	---	10.0000 22/06/2015	---	---	---	---	---
45,137,734	1.00	4.30	Actual/Actual	24/02/2028	16	---	24/02	4.30	1	GGB-FXD-240228-16Y-2.000-1.000	---	---	---	10.0000 22/06/2015	---	---	---	---	---
61,768,888	1.00	4.30	Actual/Actual	24/02/2029	17	---	24/02	4.30	1	GGB-FXD-240229-17Y-2.000-1.000	---	---	---	10.0000 22/06/2015	---	---	---	---	---
54,567,744	1.00	4.30	Actual/Actual	24/02/2030	18	---	24/02	4.30	1	GGB-FXD-240230-18Y-2.000-1.000	---	---	---	10.0000 22/06/2015	---	---	---	---	---
37,541,515	1.00	4.30	Actual/Actual	24/02/2031	19	---	24/02	4.30	1	GGB-FXD-240231-19Y-2.000-1.000	---	---	---	10.0000 22/06/2015	---	---	---	---	---
37,558,317	1.00	4.30	Actual/Actual	24/02/2032	20	---	24/02	4.30	1	GGB-FXD-240232-20Y-2.000-1.000	---	---	---	10.0000 22/06/2015	---	---	---	---	---
37,473,732	1.00	4.30	Actual/Actual	24/02/2033	21	---	24/02	4.30	1	GGB-FXD-240233-21Y-2.000-1.000	---	---	---	10.0000 22/06/2015	---	---	---	---	---
33,888,293	1.00	4.30	Actual/Actual	24/02/2034	22	---	24/02	4.30	1	GGB-FXD-240234-22Y-2.000-1.000	---	---	---	10.0000 22/06/2015	---	---	---	---	---
35,177,800	1.00	4.30	Actual/Actual	24/02/2035	23	---	24/02	4.30	1	GGB-FXD-240235-23Y-2.000-1.000	---	---	---	10.0000 22/06/2015	---	---	---	---	---
35,547,268	1.00	4.30	Actual/Actual	24/02/2036	24	---	24/02	4.30	1	GGB-FXD-240236-24Y-2.000-1.000	---	---	---	10.0000 22/06/2015	---	---	---	---	---
40,246,306	1.00	4.30	Actual/Actual	24/02/2037	25	---	24/02	4.30	1	GGB-FXD-240237-25Y-2.000-1.000	---	---	---	10.0000 22/06/2015	---	---	---	---	---
37,643,952	1.00	4.30	Actual/Actual	24/02/2038	26	---	24/02	4.30	1	GGB-FXD-240238-26Y-2.000-1.000	---	---	---	10.0000 22/06/2015	---	---	---	---	---
36,977,100	1.00	4.30	Actual/Actual	24/02/2039	27	---	24/02	4.30	1	GGB-FXD-240239-27Y-2.000-1.000	---	---	---	10.0000 22/06/2015	---	---	---	---	---
41,615,000	1.00	4.30	Actual/Actual	24/02/2040	28	---	24/02	4.30	1	GGB-FXD-240240-28Y-2.000-1.000	---	---	---	10.0000 22/06/2015	---	---	---	---	---
42,227,208	1.00	4.30	Actual/Actual	24/02/2041	29	---	24/02	4.30	1	GGB-FXD-240241-29Y-2.000-1.000	---	---	---	10.0000 22/06/2015	---	---	---	---	---
68,288,487	1.00	4.30	Actual/Actual	24/02/2042	30	---	24/02	4.30	1	GGB-FXD-240242-30Y-2.000-1.000	---	---	---	10.0000 22/06/2015	---	---	---	---	---
4,000,000	1,000.00	3.88	Actual/Actual	12/03/2029	10	---	12/03	3.88	1	GGB-FXD-120329-10Y-3.875-1.000	---	---	---	---	---	---	100.0000	B	15/10/2019
4,500,000	1,000.00	0.00	Actual/Actual	12/02/2026	5	---	12/02	0.00	1	GGB-FXD-120226-05Y-0.000-1.000	---	---	---	---	---	---	---	---	---
3,000,000	1,000.00	3.38	Actual/Actual	15/02/2025	7	---	15/02	3.38	1	GGB-FXD-150225-07Y-3.375-1.000	---	---	---	---	---	---	---	---	---
250,250	1,000.00	2.90	Actual/Actual	20/03/2023	4	---	20/03	2.90	1	GGB-FXD-200323-04Y-2.900-1.000	---	---	---	---	---	---	---	---	---
964,000	1,000.00	3.25	Actual/Actual	20/03/2025	6	---	20/03	3.25	1	GGB-FXD-200325-06Y-3.250-1.000	---	---	---	---	---	---	---	---	---
2,100,000	1,000.00	3.55	Actual/Actual	20/03/2026	7	---	20/03	3.55	1	GGB-FXD-200326-07Y-3.550-1.000	---	---	---	---	---	---	---	---	---

Government Bonds Notes

Transactions Volume = (Pieces) * (Nominal Price). Transactions Value = (Pieces) * (Nominal Price) * (price %) + (Accrued interest).

The Value of current coupon for the issues with NV 0.01 euro refers to NV 100 euros

FLR: Floating Interest Rate.

[1] - The Expiration Date of the interest bearing period and the Date for coupon payment.

Government Bonds

Number Listed Bonds	Nominal price	Today's Rate	Accrued Interest Calc	Exp. Date [1]	Duration (years)	Note	Coupons Date	Curr. coupon value	Trading Unit	Government Bonds	Price min	Price max	Closing price	Previous closing price/date	Volume	Transactions Value	Price	Last order Buy / Sell	Date
40,000	1,000.00	0.11	FLR	Actual/360	16/09/2022	1	---	16/03 - 16/09	---	1	GGB-FLT-160922-01Y-0.108-1.000	---	---	---	---	---	---	---	---
5,500,000	1,000.00	1.50		Actual/Actual	18/06/2030	10	---	18/06	1.50	1	GGB-FXD-180630-10Y-1.500-1.000	---	---	---	---	---	---	---	---
5,364,250	1,000.00	3.25		Actual/Actual	20/03/2050	30	---	20/03	3.25	1	GGB-FXD-200350-30Y-3.250-1.000	---	---	---	---	---	---	---	---
2,424,361	1,000.00	2.00		Actual/Actual	22/04/2027	7	---	22/04	2.00	1	GGB-FXD-220427-07Y-2.000-1.000	---	---	---	---	---	99.9000	B	22/04/2020
2,500,000	1,000.00	1.88		Actual/Actual	23/07/2026	7	---	23/07	1.88	1	GGB-FXD-230726-07Y-1.875-1.000	---	---	---	---	---	---	---	---
3,500,000	1,000.00	1.88		Actual/Actual	24/01/2052	30	---	24/01	1.88	1	GGB-FXD-240152-30Y-1.875-1.000	---	---	---	---	---	---	---	---
3,000,000	1,000.00	1.75		Actual/Actual	18/06/2032	10	---	18/06	1.75	1	GGB-FXD-180632-10Y-1.750-1.000	---	---	---	---	---	---	---	---

Government Bonds Notes

Transactions Volume = (Pieces) * (Nominal Price). Transactions Value = (Pieces) * (Nominal Price) * (price %) + (Accrued interest).

The Value of current coupon for the issues with NV 0.01 euro refers to NV 100 euros

FLR: Floating Interest Rate.

[1] - The Expiration Date of the interest bearing period and the Date for coupon payment.

Treasury Bills & Zero Coupon Government Bonds

Issue Date	13-Week Maturity									26-Week Maturity							52-Week Maturity										
	Exp. Date	Initial Rate	Num Listed Bonds	Nominal price	Issue price	Last Trade Price	Last Trade Date	Volume Traded	Note	Exp. Date	Initial Rate	Num Listed Bonds	Nominal price	Issue price	Last Trade Price	Last Trade Date	Volume Traded	Note	Exp. Date	Initial Rate	Num Listed Bonds	Nominal price	Issue price	Last Trade Price	Last Trade Date	Volume Traded	Note
11/06/2021	---	---	---	---	---	---	---	---	---	---	---	---	---	---	---	---	---	---	10/06/2022	-0.31	1,600,000	1,000.00	1,003.10	---	---	---	---
10/09/2021	---	---	---	---	---	---	---	---	---	---	---	---	---	---	---	---	---	---	09/09/2022	-0.31	1,000,000	1,000.00	1,003.14	---	---	---	---
10/12/2021	---	---	---	---	---	---	---	---	---	---	---	---	---	---	---	---	---	---	09/12/2022	-0.40	600,000	1,000.00	1,004.06	---	---	---	---

Bonds in Circulation	Currency / Min nominal traded Value	Coupons Payment Date	Current Coupon Value	Note	Coupon	Trading Unit	Issue Date	Duration (years)	Today's Interest	A.I.C in days	Bonds	Last price of previous days		Last Outcry in Cash (euro)			Trades in Pieces	Life min	Life Max
												Price	Buy / Sell	Price	Buy / Sell	Date			
Corporate Bonds in Foreign Currency and Euro																			
103,746	GBP / 10	01/12	0.25	---	63	1	01/12/1930	98	2.5	360	National Mortgage Bank	2.27	05/02/1996	2.27	S	05/02/1996	---	2.27	2.27
0	GBP / 10	01/12	0.25	---	65	1	01/12/1928	100	2.5	360	National Mortgage Bank	---	---	---	---	---	---	---	---

Government Bonds Notes

A.I.C: Accrued Interest Calculation base.

FLR: Floating Interest Rate.

The minimum tradeable Nominal Value for all Demeterialised Government Titles is 100 Euros.

(μτφρ-0)

Athex & ATHEXClear Members List

Member Name	Stock Market			Derivatives Market		ATHEXClear Member				
	Address	Phone	Fax	Market Member	Remote Member	Market Maker	Proprietary	Market Maker	General Clearing	Direct Clearing
A. SARRIS SECURITIES S.A.				a						
6, ΔΡΑΓΑΤΣΑΝΙΟΥ 6 ΑΘΗΝΑ	2103367700									
AEONIC SECURITIES C.I.F. P.L.C.				a	a					
, ΛΑΪΟΥ 6, ΓΡ. 301B, ANNA COURT	35725337600									
ALPHA BANK S.A.									a	
, ΣΤΑΔΙΟΥ 40 ΑΘΗΝΑ	2103260000									
ALPHA FINANCE INVESTMENT SERVICES SINGLE MEMBER SA				a		a	a	a		a
5, ΜΕΡΛΙΝ 5 ΑΘΗΝΑ	2103677400									
ARGUS STOCKBROKERS LTD				a	a		a			
25 , 25 ΛΕΩΦΟΡΟΣ ΔΗΜΟΣΘΕΝΗ ΣΕΒΕΡΗ	0035722717000									
ATLANTIC SECURITIES LTD				a	a					
37, ΠΡΟΔΡΟΜΟΥ 37	0035722445400									
AXON SECURITIES S.A.				a			a			
48, ΣΤΑΔΙΟΥ 48 ΑΘΗΝΑ	2103363800									
BETA SECURITIES S.A.				a		a	a			a
29 , Λ ΑΛΕΞΑΝΔΡΑΣ 29 ΑΘΗΝΑ	2106478930									
BNP PARIBAS SECURITIES SERVICES									a	
2, ΛΑΜΨΑΚΟΥ 2 ΑΘΗΝΑ	2107468500									
BOFA SECURITIES EUROPE SA				a	a					
, 112 AVENUE KL?BER 75116	+33 153655555									
CAPITAL SECURITIES S.A.				a			a			
58, ΜΗΤΡΟΠΟΛΕΩΣ 58 ΑΘΗΝΑ	2103369700									
CFS SECURITIES INVESTMENT SERVICES S.A.				a						
3, ΠΑΠΑΡΡΗΓΟΠΟΥΛΟΥ 3 ΑΘΗΝΑ	2103360800									
CITIGROUP GLOBAL MARKETS EUROPE AG				a	a					
16, REUTERWEG 16 FRANKFURT	+49 691366-0									
CITIGROUP GLOBAL MARKETS LIMITED				a						
1, 33 CANADA SQUARE -CANARY WHARF	+44 02079864000									
CREDIT SUISSE BANK (EUROPE), S.A.				a	a					
, CALLE AYALA 42, 3A PLANTA-B MADRID	+34917916000									
CREDIT SUISSE SECURITIES (EUROPE) LIMITED				a						
1 , ONE CABOT SQUARE LONDON	+44 2078888888									
CYCLOS SECURITIES S.A.				a			a			
39, ΠΑΝΕΠΙΣΤΗΜΙΟΥ 39 ΑΘΗΝΑ	2103364300									
DEUTSCHE BANK S.A.					a					
1 , GREAT WINCHESTER STREET LONDON	+44 20 754 54209	00441133361437								
EUROBANK EQUITIES INVESTMENT FIRM S.A				a		a	a	a		a
, ΦΙΛΕΛΛΗΝΩΝ 10 & ΞΕΝΟΦΩΝΤΟΣ 13 ΑΘΗΝΑ	2103720425									
EUROBANK S.A.									a	
, ΟΘΩΝΟΣ 8 ΑΘΗΝΑ	2103337000									
EUROCORP INVESTMENT SERVICES S.A.				a			a			a
14, ΠΛ.ΦΙΛΙΚΗΣ ΕΤΑΙΡΕΙΑΣ 14 ΑΘΗΝΑ	2107263600									
EUOTRUST INVESTMENT FIRM SA				a						
113, ΣΕΒΑΣΤΟΥΠΟΛΕΩΣ 113 ΑΘΗΝΑ	2103363100									
EUROXX SECURITIES S.A.				a		a	a	a		a
7, ΠΑΛΑΙΟΛΟΓΟΥ ΧΑΛΑΝΔΡΙ	(210)-6879400	(210)-6879401								
7, ΠΑΛΕΟΛΟΓΟΥ ΧΑΛΑΝΔΡΙ	+30 2106879400	210-6879401								
G. A. PERVANAS SECURITIES- INVESTMENT SERVICES S.A.				a						
7-9, ΣΟΦΟΚΛΕΟΥΣ 7-9 ΑΘΗΝΑ	2103727200									
GLOBAL CAPITAL SECURITIES & FINANCIAL SERVICES LTD				a	a					
50, Λ.ΑΡΧΙΕΠΙΣΚΟΠΟΥ ΜΑΚΑΡΙΟΥ Γ'50	0035722710710									
HELLENIC AMERICAN SECURITIES S.A.				a		a	a			a
27, ΑΝΔΡΕΑ ΠΑΠΑΝΔΡΕΟΥ 27 MAROUSI	2103311100									
HELLENIC BANK (INVESTMENTS) LTD					a					
, AVE.KYRIAKΟΥ MATSI 31 - PO BOX 24747 NICOSIA	+357 22500100	357 22500110								
HSBC CONTINENTAL EUROPE									a	
109-111, Λ.ΜΕΣΟΓΕΙΩΝ 109-111	2106960000									
INDEX SECURITIES S.A.				a						
6, ΔΡΑΓΑΤΣΑΝΙΟΥ 6 ΑΘΗΝΑ	2103213920									
J. CHR. MAVRIKIS SECURITIES S.A.				a						
5, ΣΟΦΟΚΛΕΟΥΣ 5 ΑΘΗΝΑ	2103216730									
ΚΑΡΡΑ SECURITIES S.A.				a			a			
15, ΒΑΛΛΑΡΙΤΟΥ 15 ΑΘΗΝΑ	2103678600									

Athex & ATHEXClear Members List

Member Name				Stock Market			Derivatives Market		ATHEXClear Member	
	Address	Phone	Fax	Market Member	Remote Member	Market Maker	Proprietary	Market Maker	General Clearing	Direct Clearing
KARAMANOF SECURITIES & INVESTMENT SERVICES S.A.				a						
2, ΠΛ.ΑΓ.ΘΕΟΔΩΡΩΝ 2 ATHINA	2103212947									
LAIKI FINANCIAL SERVICES LTD					a					
26, AVE. VYRONOS NICOSIA	357 22367367	357 22718567								
LEON DEPOLAS SECURITIES S.A.				a		a	a			
1, ΧΡΗΣΤΟΥ ΛΑΔΑ 1 ATHINA	2103213276 -28									
MEGA EQUITY SECURITIES & FINANCIAL SERVICES PUBLIC LTD				a	a		a			
42-44, ΛΕΩΦ.ΓΡΙΒΑ ΔΙΓΕΝΗ 42-44	0035722711711									
MERIT SECURITIES S.A				a		a	a			a
5, ΣΟΦΟΚΛΕΟΥΣ 5 ATHINA	2103671880									
MERRILL LYNCH INTERNATIONAL				a						
2, 2 KING EDWARD STREET LONDON	+44 20276281000									
N. CHRYSOCHOIDIS SECURITIES S.A.				a			a			a
7-9, ΣΟΦΟΚΛΕΟΥΣ 7-9 ATHINA	2103213913									
NATIONAL BANK OF GREECE S.A.				a			a		a	
86, ΑΙΟΛΟΥ STR. ATHINA	(210)-3341000	(210)-3228187								
68, ΑΚΑΔΙΜΙΑΣ STR. ATHINA	(210)-3328817	(210)-3328678								
NATIONAL SECURITIES SINGLE MEMBER SA				a		a	a	a		
66, ΛΕΩΦΟΡΟΣ ΑΘΗΝΩΝ 128-132 & ΙΦΙΓΕΝΙΑΣ ATHINA	2103328784									
NUNTIUS BROKERAGE AND INVESTMENT SERVICES S.A				a						
6, ΔΡΑΓΑΤΖΑΝΙΟΥ 6 ATHINA	2103350599									
ONE PLUS CAPITAL LIMITED				a	a					
, 75 PRODROMOU AVENUE NICOSIA 1307	35722873760									
OPTIMA BANK S.A.				a		a	a	a	a	
32, ΑΙΓΙΑΛΕΙΑΣ 32 & ΠΑΡΑΔΕΙΣΟΥ ΜΑΡΟΥΣΙ	2108173663									
PANTELAKIS SECURITIES S.A.				a		a	a	a		
57, ΕΘΝΙΚΗΣ ΑΝΤΙΣΤΑΣΕΩΣ 57, ΚΤΙΠΙΟ Β CHALANDRI	2106965000									
PEGASUS SECURITIES S.A				a			a			
17, ΒΑΛΛΑΩΡΙΤΟΥ 17 & ΑΜΕΡΙΚΗΣ ATHINA	2103670700									
PIRAEUS BANK S.A.				a			a		a	
, ΑΜΕΡΙΚΗΣ 4 ATHINA	2103335000									
PIRAEUS SECURITIES S. A.				a		a	a	a		a
10, ΣΤΑΔΙΟΥ 10 ATHINA	2103354100									
PROCHOICE SECURITIES LTD				a	a					
57, ΛΕΩΦ.ΣΠΥΡΟΥ ΚΥΠΡΙΑΝΟΥ 57, ΑΚΙΝΗΤΑ Φ	035724661192									
SHARELINK SECURITIES & FINANCIAL SERVICES LTD				a			a			
6, HOUSE-ΘΕΟΤΟΚΗ 6 ΜΕΓΑΡΟ ΕΛΛΗΝΑ	+357 22554200									
SOCIETE GENERALE S.A.				a	a		a			
, 17 COURS VALMY, CEDEX	+157290504									
SOLIDUS SECURITIES S.A				a			a			a
64, ΛΟΥΙΖΗΣ ΠΙΑΝΚΟΥΡ 64 ATHINA	2106900600									
ST. EM. LAVRENTAKIS SECURITIES S.A.				a			a			
7-9, ΣΟΦΟΚΛΕΟΥΣ 7-9 ATHINA	2103213336									
THE CYPRUS INVESTMENT & SECURITIES CORPORATION LTD				a	a					
154, ΛΕΩΦ. ΚΥΡΗΝΕΙΑΣ	0035722121700									
UBS EUROPE SE				a	a					
, OPERNTURM, BOCKENHEIMER LANDSTRASSE 2-4	496921790									
UBS LIMITED					a					
1, FINSBURY AVENUE LONDON	+44 2075687135									

List of Stocks under Market Making operations

Securities	Market Maker	Start Market Making	Stock Category	Suspension Status
MLS MULTIMEDIA SA (CR)				
	PIRAEUS SECURITIES S. A.	01/08/2019		
ALPHA ETF FTSE Athex Large Cap			Exchange Traded Funds (ETFs)	
	ALPHA FINANCE INVESTMENT SERVICES SINGLE MEMBER SA	02/01/1900		
	NATIONAL SECURITIES SINGLE MEMBER SA	02/01/1900		
ADMIE (IPTO) HOLDING S.A. (CR)			Main Market	
	EUROBANK EQUITIES INVESTMENT FIRM S.A	24/05/2021		
	HELLENIC AMERICAN SECURITIES S.A.	09/03/2020		
	PIRAEUS SECURITIES S. A.	29/06/2017		
AEGEAN AIRLINES (CR)			Main Market	
	EUROBANK EQUITIES INVESTMENT FIRM S.A	22/09/2020		
ALPHA SERVICES HOLD (CR)			Main Market	
	ALPHA FINANCE INVESTMENT SERVICES SINGLE MEMBER SA	29/02/2016		
	EUROBANK EQUITIES INVESTMENT FIRM S.A	22/10/2006		
	HELLENIC AMERICAN SECURITIES S.A.	25/07/2014		
	LEON DEPOLAS SECURITIES S.A.	04/01/2016		
	MERIT SECURITIES S.A	03/09/2012		
	NATIONAL SECURITIES SINGLE MEMBER SA	02/01/1900		
	PIRAEUS SECURITIES S. A.	28/05/2009		
ANDROMEDA SA (CR)			Main Market	
	BETA SECURITIES S.A.	15/02/2021		
AS COMPANY SA (CR)			Main Market	
	EUROBANK EQUITIES INVESTMENT FIRM S.A	01/04/2019		
ATTICA BANK S.A. (CR)			Main Market	
	EUROXX SECURITIES S.A.	22/01/2016		
AUTOHELLAS SA (CR)			Main Market	
	ALPHA FINANCE INVESTMENT SERVICES SINGLE MEMBER SA	01/07/2019		
	EUROXX SECURITIES S.A.	02/07/2018		
AVAX S.A. (CR)			Main Market	
	EUROBANK EQUITIES INVESTMENT FIRM S.A	14/12/2015		
	PIRAEUS SECURITIES S. A.	01/02/2021		
AVE (CR)			Main Market	
	EUROXX SECURITIES S.A.	05/06/2020		
BRIQ PROPERTIES (CR)			Main Market	
	EUROBANK EQUITIES INVESTMENT FIRM S.A	09/09/2019		
	LEON DEPOLAS SECURITIES S.A.	22/02/2021		
BYTE COMPUTER SA (CR)			Main Market	
	MERIT SECURITIES S.A	04/08/2008		
CC HBC AG (CR)			Main Market	
	BETA SECURITIES S.A.	08/03/2021		
	NATIONAL SECURITIES SINGLE MEMBER SA	02/01/1900		
	PIRAEUS SECURITIES S. A.	04/05/2015		
CENERGY HOLDINGS (CB)			Main Market	
	ALPHA FINANCE INVESTMENT SERVICES SINGLE MEMBER SA	02/01/2016		
	EUROBANK EQUITIES INVESTMENT FIRM S.A	02/01/2016		
	OPTIMA BANK S.A.	14/03/2022		
CNL CAPITAL (CR)			Main Market	
	MERIT SECURITIES S.A	01/10/2018		
EKTER SA (CR)			Main Market	
	EUROBANK EQUITIES INVESTMENT FIRM S.A	16/10/2017		
	LEON DEPOLAS SECURITIES S.A.	21/05/2018		
ELASTRON (CR)			Main Market	
	LEON DEPOLAS SECURITIES S.A.	20/02/2017		
ELLAKTOR (CR)			Main Market	
	ALPHA FINANCE INVESTMENT SERVICES SINGLE MEMBER SA	18/03/2019		
	EUROBANK EQUITIES INVESTMENT FIRM S.A	01/06/2012		
	EUROXX SECURITIES S.A.	24/09/2018		
	NATIONAL SECURITIES SINGLE MEMBER SA	02/01/1900		
	PIRAEUS SECURITIES S. A.	22/10/2018		
ELTON SA (CR)			Main Market	
	BETA SECURITIES S.A.	03/09/2012		
	LEON DEPOLAS SECURITIES S.A.	01/04/2019		
ELVALHALCOR (CR)			Main Market	
	ALPHA FINANCE INVESTMENT SERVICES SINGLE MEMBER SA	07/05/2018		
	EUROBANK EQUITIES INVESTMENT FIRM S.A	07/05/2018		
ELVE SA (CR)			Main Market	
	LEON DEPOLAS SECURITIES S.A.	02/11/2020		
ENTERSOFT (CR)			Main Market	
	EUROBANK EQUITIES INVESTMENT FIRM S.A	22/06/2020		

List of Stocks under Market Making operations

Securities	Market Maker	Start Market Making	Stock Category
EUROBANK HOLDINGS (CR)			Main Market
ALPHA FINANCE INVESTMENT SERVICES SINGLE MEMBER SA		09/01/2006	
EUROBANK EQUITIES INVESTMENT FIRM S.A		01/06/2012	
HELLENIC AMERICAN SECURITIES S.A.		25/07/2014	
LEON DEPOLAS SECURITIES S.A.		30/11/2018	
MERIT SECURITIES S.A		06/11/2017	
NATIONAL SECURITIES SINGLE MEMBER SA		02/01/1900	
PIRAEUS SECURITIES S. A.		28/09/2009	
EYDAP S.A. (CR)			Main Market
ALPHA FINANCE INVESTMENT SERVICES SINGLE MEMBER SA		27/01/2020	
EUROBANK EQUITIES INVESTMENT FIRM S.A		10/06/2019	
FOURLIS (CR)			Main Market
EUROBANK EQUITIES INVESTMENT FIRM S.A		01/12/2016	
PIRAEUS SECURITIES S. A.		06/03/2017	
GEK TERNA (CR)			Main Market
BETA SECURITIES S.A.		08/03/2021	
EUROBANK EQUITIES INVESTMENT FIRM S.A		24/05/2021	
PIRAEUS SECURITIES S. A.		29/08/2019	
GR. SARANTIS S.A. (CR)			Main Market
BETA SECURITIES S.A.		14/05/2012	
EUROBANK EQUITIES INVESTMENT FIRM S.A		24/10/2016	
HELLENIC EXCHANGES-A.S.E. (CR)			Main Market
HELLENIC AMERICAN SECURITIES S.A.		01/09/2014	
NATIONAL SECURITIES SINGLE MEMBER SA		02/01/1900	
PIRAEUS SECURITIES S. A.		04/05/2015	
HELLENIC PETROLEUM (CR)			Main Market
HELLENIC AMERICAN SECURITIES S.A.		14/09/2015	
PIRAEUS SECURITIES S. A.		20/03/2017	
IDEAL HOLDINGS (CR)			Main Market
EUROBANK EQUITIES INVESTMENT FIRM S.A		07/06/2021	
PIRAEUS SECURITIES S. A.		07/06/2021	
IKTINOS HELLAS SA (CR)			Main Market
ALPHA FINANCE INVESTMENT SERVICES SINGLE MEMBER SA		01/04/2019	
EUROBANK EQUITIES INVESTMENT FIRM S.A		25/02/2019	
NATIONAL SECURITIES SINGLE MEMBER SA		02/01/1900	
INFORM P. LYKOS (CR)			Main Market
BETA SECURITIES S.A.		31/01/2022	
INTERCONTINENTAL (CR)			Main Market
LEON DEPOLAS SECURITIES S.A.		03/06/2019	
INTERWOOD-XYLEMPORIA (CR)			Main Market
EUROBANK EQUITIES INVESTMENT FIRM S.A		05/07/2021	
PANTELAKIS SECURITIES S.A.		01/07/2021	
INTRAKAT (CR)			Main Market
BETA SECURITIES S.A.		04/10/2021	
JUMBO SA (CR)			Main Market
BETA SECURITIES S.A.		01/02/2021	
EUROBANK EQUITIES INVESTMENT FIRM S.A		25/05/2020	
MERIT SECURITIES S.A		06/11/2017	
PIRAEUS SECURITIES S. A.		06/03/2017	
KARAMOLEGOS SA (CR)			Main Market
EUROXX SECURITIES S.A.		04/10/2019	
KLOUKINAS - LAPPAS SA (CR)			Main Market
BETA SECURITIES S.A.		22/09/2014	
KRI-KRI S.A. (CR)			Main Market
EUROBANK EQUITIES INVESTMENT FIRM S.A		07/05/2018	
LEON DEPOLAS SECURITIES S.A.		16/01/2017	
LAMDA DEVELOPMENT SA (CR)			Main Market
EUROBANK EQUITIES INVESTMENT FIRM S.A		08/12/2014	
PANTELAKIS SECURITIES S.A.		06/11/2017	
PIRAEUS SECURITIES S. A.		29/06/2017	
LAMPSA HOTEL SA (CR)			Main Market
LEON DEPOLAS SECURITIES S.A.		16/01/2017	
MARFIN INVESTMENT GROUP (CR)			Main Market
EUROBANK EQUITIES INVESTMENT FIRM S.A		23/03/2015	
PIRAEUS SECURITIES S. A.		02/02/2009	

List of Stocks under Market Making operations

Securities	Market Maker	Start Market Making	Stock Category
MOTOR OIL (CR)			
	BETA SECURITIES S.A.	08/03/2021	Main Market
	EUROBANK EQUITIES INVESTMENT FIRM S.A	22/10/2006	
	LEON DEPOLAS SECURITIES S.A.	01/04/2019	
	MERIT SECURITIES S.A	25/02/2019	
	NATIONAL SECURITIES SINGLE MEMBER SA	02/01/1900	
	PIRAEUS SECURITIES S. A.	04/05/2015	
MYTILINEOS (CR)			
	ALPHA FINANCE INVESTMENT SERVICES SINGLE MEMBER SA	15/04/2019	Main Market
	EUROBANK EQUITIES INVESTMENT FIRM S.A	20/09/2017	
	MERIT SECURITIES S.A	25/02/2019	
	NATIONAL SECURITIES SINGLE MEMBER SA	02/01/1900	
	PIRAEUS SECURITIES S. A.	04/05/2015	
NATIONAL BANK (CR)			
	ALPHA FINANCE INVESTMENT SERVICES SINGLE MEMBER SA	09/01/2006	Main Market
	EUROBANK EQUITIES INVESTMENT FIRM S.A	22/10/2006	
	HELLENIC AMERICAN SECURITIES S.A.	25/07/2014	
	LEON DEPOLAS SECURITIES S.A.	20/05/2015	
	MERIT SECURITIES S.A	03/09/2012	
	NATIONAL SECURITIES SINGLE MEMBER SA	02/01/1900	
	PIRAEUS SECURITIES S. A.	08/09/2008	
OPAP (CR)			
	ALPHA FINANCE INVESTMENT SERVICES SINGLE MEMBER SA	09/01/2006	Main Market
	EUROBANK EQUITIES INVESTMENT FIRM S.A	22/10/2006	
	HELLENIC AMERICAN SECURITIES S.A.	25/07/2014	
	MERIT SECURITIES S.A	20/03/2017	
	NATIONAL SECURITIES SINGLE MEMBER SA	02/01/1900	
	PIRAEUS SECURITIES S. A.	04/05/2015	
OTE (CR)			
	ALPHA FINANCE INVESTMENT SERVICES SINGLE MEMBER SA	09/01/2006	Main Market
	EUROBANK EQUITIES INVESTMENT FIRM S.A	22/10/2006	
	HELLENIC AMERICAN SECURITIES S.A.	25/07/2014	
	LEON DEPOLAS SECURITIES S.A.	20/04/2015	
	MERIT SECURITIES S.A	20/03/2017	
	NATIONAL SECURITIES SINGLE MEMBER SA	02/01/1900	
	PIRAEUS SECURITIES S. A.	08/09/2008	
P.P.A. S.A. (CR)			
	EUROBANK EQUITIES INVESTMENT FIRM S.A	06/02/2019	Main Market
PAPOUTSANIS (CR)			
	BETA SECURITIES S.A.	25/11/2013	Main Market
	EUROBANK EQUITIES INVESTMENT FIRM S.A	06/12/2021	
PETROPOULOS PETROS (CR)			
	EUROBANK EQUITIES INVESTMENT FIRM S.A	01/04/2019	Main Market
	PANTELAKIS SECURITIES S.A.	16/03/2020	
PIRAEUS FINANCIAL HOLD (CR)			
	ALPHA FINANCE INVESTMENT SERVICES SINGLE MEMBER SA	15/04/2019	Main Market
	EUROBANK EQUITIES INVESTMENT FIRM S.A	22/10/2006	
	EUROXX SECURITIES S.A.	15/02/2016	
	HELLENIC AMERICAN SECURITIES S.A.	25/07/2014	
	LEON DEPOLAS SECURITIES S.A.	30/11/2018	
	MERIT SECURITIES S.A	16/09/2013	
	NATIONAL SECURITIES SINGLE MEMBER SA	02/01/1900	
	PIRAEUS SECURITIES S. A.	16/02/2009	
PLAISIO COMPUTERS SA (CR)			
	EUROBANK EQUITIES INVESTMENT FIRM S.A	02/03/2015	Main Market
PPC (CR)			
	ALPHA FINANCE INVESTMENT SERVICES SINGLE MEMBER SA	09/01/2006	Main Market
	BETA SECURITIES S.A.	01/02/2021	
	EUROBANK EQUITIES INVESTMENT FIRM S.A	22/10/2006	
	HELLENIC AMERICAN SECURITIES S.A.	01/09/2014	
	MERIT SECURITIES S.A	06/11/2017	
	NATIONAL SECURITIES SINGLE MEMBER SA	02/01/1900	
	PIRAEUS SECURITIES S. A.	28/09/2009	
PREMIA (CR)			
	BETA SECURITIES S.A.	01/06/2021	Main Market
	PANTELAKIS SECURITIES S.A.	23/12/2021	
PROFILE SA (CR)			
	PANTELAKIS SECURITIES S.A.	01/07/2019	Main Market

List of Stocks under Market Making operations

Securities	Market Maker	Start Market Making	Stock Category
QUEST HOLDINGS (CR)			
	BETA SECURITIES S.A.	26/03/2018	Main Market
	EUROBANK EQUITIES INVESTMENT FIRM S.A	28/01/2019	
TERNA ENERGY (CR)			
	BETA SECURITIES S.A.	08/03/2021	Main Market
	EUROBANK EQUITIES INVESTMENT FIRM S.A	24/05/2021	
	PIRAEUS SECURITIES S. A.	09/12/2019	
THRACE PLASTICS SA (CR)			
	ALPHA FINANCE INVESTMENT SERVICES SINGLE MEMBER SA	26/03/2018	Main Market
	EUROBANK EQUITIES INVESTMENT FIRM S.A	26/03/2018	
TITAN CEMENT (CB)			
	BETA SECURITIES S.A.	01/02/2021	Main Market
	EUROBANK EQUITIES INVESTMENT FIRM S.A	06/11/2019	
	PIRAEUS SECURITIES S. A.	18/01/2021	
TZIRAKIAN PROFIL (CR)			
	LEON DEPOLAS SECURITIES S.A.	19/07/2021	Main Market
UNIBIOS (CR)			
	LEON DEPOLAS SECURITIES S.A.	01/02/2021	Main Market
VIOHALCO SA/NV (CB)			
	ALPHA FINANCE INVESTMENT SERVICES SINGLE MEMBER SA	11/03/2008	Main Market
	EUROBANK EQUITIES INVESTMENT FIRM S.A	04/03/2014	
	MERIT SECURITIES S.A	17/03/2014	

Underlying Asset				Derivatives Market													
Price max	Price min	Closing price	change	Delivery Month	Open price	Price max	Price min	Last price	Closing price	Last Bid	Last Ask	Fixing price*	Life high	Life low	Trades	Volume	Open Interest
FTSE/Athex Large Cap				(Trade Unit: 1 Index Point x 2E, Cash Settlement)													
2,123.96	2,058.98	2,076.98	-1.26%	March 2022	2,047.00	2,103.50	2,047.00	2,078.25	2,078.25	---	---	---	2,382.00	---	137	1,158	1,152
				April 2022	2,118.25	2,128.00	2,060.00	2,077.00	2,077.00	---	---	---	2,350.00	---	290	1,814	2,517
				May 2022	2,081.75	2,081.75	2,063.75	2,063.75	2,063.75	---	---	---	2,081.75	---	3	60	34
				June 2022	---	---	---	---	2,114.50	---	---	---	---	---	---	---	---
				September 2022	---	---	---	---	2,125.00	---	---	---	---	---	---	---	---
				December 2022	---	---	---	---	2,135.75	---	---	---	---	---	---	---	---
FTSE/Athex Banks				(Trade Unit: 1 Index Point x 15E, Cash Settlement)													
637.27	598.88	603.96	-3.41%	March 2022	---	---	---	---	629.50	---	---	---	694.50	---	---	---	---
				June 2022	---	---	---	---	628.50	---	---	---	---	---	---	---	---
				September 2022	---	---	---	---	631.75	---	---	---	---	---	---	---	---
				December 2022	---	---	---	---	634.75	---	---	---	---	---	---	---	---

Derivatives notes

Fixing prices and final open positions can be retrieved from the following path <http://www.helex.gr/el/web/guest/statistics-end-of-day-derivatives>

Underlying Asset				Derivatives Market													
Price max	Price min	Closing price	change	Delivery Month	Open price	Price max	Price min	Last price	Closing price	Last Bid	Last Ask	Fixing price*	Life high	Life low	Trades	Volume	Open Interest
ADMIE (IPTO) HOLDING S.A. (CR)																	
(Contract Size: 100 Securities, Physical Delivery)																	
2.325	2.265	2.28	-1.30%	March 2022	2.29	2.29	2.29	2.29	2.29	---	---	---	2.62	---	21	817	2,691
				June 2022	2.31	2.32	2.30	2.31	2.31	---	---	---	2.35	---	21	813	3,368
				September 2022	---	---	---	---	2.33	---	---	---	---	---	---	---	---
				December 2022	---	---	---	---	2.35	---	---	---	---	---	---	---	---
ALPHA SERVICES HOLD (CR)																	
(Contract Size: 100 Securities, Physical Delivery)																	
1.15	1.06	1.0605	-5.73%	March 2022	1.15	1.15	1.06	1.06	1.06	---	---	---	1.45	---	207	16,372	39,981
				June 2022	1.13	1.16	1.06	1.08	1.08	---	---	---	1.45	---	563	32,474	54,930
				September 2022	---	---	---	---	1.16	---	---	---	1.27	---	---	---	---
				December 2022	---	---	---	---	1.14	---	---	---	---	---	---	---	---
CC HBC AG (CR)																	
(Contract Size: 100 Securities, Physical Delivery)																	
20.65	19.775	20.09	-2.00%	March 2022	20.43	20.50	19.77	20.00	20.00	---	---	---	31.99	---	33	144	1,002
				June 2022	20.59	20.65	19.80	20.11	20.11	---	---	---	27.57	---	37	174	1,147
				September 2022	---	---	---	---	20.71	---	---	---	---	---	---	---	---
				December 2022	---	---	---	---	20.81	---	---	---	---	---	---	---	---
CENERGY HOLDINGS (CB)																	
(Contract Size: 100 Securities, Physical Delivery)																	
3.95	3.62	3.65	-7.36%	March 2022	3.92	3.95	3.64	3.66	3.66	---	---	---	4.09	---	47	1,461	3,988
				June 2022	3.88	3.88	3.60	3.66	3.66	---	---	---	3.98	---	123	1,736	8,460
				September 2022	---	---	---	---	3.98	---	---	---	---	---	---	---	---
				December 2022	---	---	---	---	4.00	---	---	---	---	---	---	---	---
ELLAKTOR (CR)																	
(Contract Size: 100 Securities, Physical Delivery)																	
1.241	1.197	1.207	-2.66%	March 2022	1.23	1.23	1.20	1.20	1.20	---	---	---	1.54	---	42	839	4,112
				June 2022	1.23	1.24	1.20	1.21	1.21	---	---	---	1.36	---	29	492	8,368
				September 2022	---	---	---	---	1.25	---	---	---	---	---	---	---	---
				December 2022	---	---	---	---	1.26	---	---	---	---	---	---	---	---
EUROBANK HOLDINGS (CR)																	
(Contract Size: 100 Securities, Physical Delivery)																	
1.04	0.989	1.0085	-0.84%	March 2022	1.04	1.04	0.988	0.988	0.988	---	---	---	1.17	---	119	4,966	12,152
				June 2022	1.05	1.05	0.993	1.00	1.00	---	---	---	1.15	---	275	14,986	23,600
				September 2022	---	---	---	---	1.03	---	---	---	---	---	---	---	---
				December 2022	---	---	---	---	1.03	---	---	---	---	---	---	---	---
EYDAP S.A. (CR)																	
(Contract Size: 100 Securities, Physical Delivery)																	
7.04	6.85	6.91	-1.43%	March 2022	6.98	6.98	6.98	6.98	6.98	---	---	---	8.10	---	5	49	284
				June 2022	7.05	7.05	6.90	7.05	7.05	---	---	---	7.05	---	7	59	113
				September 2022	---	---	---	---	7.08	---	---	---	---	---	---	---	---
				December 2022	---	---	---	---	7.12	---	---	---	---	---	---	---	---

Derivatives notes

Fixing prices and final open positions can be retrieved from the following path <http://www.helex.gr/el/web/guest/statistics-end-of-day-derivatives>

Underlying Asset				Derivatives Market													
Price max	Price min	Closing price	change	Delivery Month	Open price	Price max	Price min	Last price	Closing price	Last Bid	Last Ask	Fixing price*	Life high	Life low	Trades	Volume	Open Interest
FOURLIS (CR)																	
(Contract Size: 100 Securities, Physical Delivery)																	
3.95	3.815	3.82	-3.05%	March 2022	3.93	3.93	3.80	3.80	3.80	---	---	---	4.53	---	17	290	1,040
				June 2022	3.97	3.97	3.85	3.85	3.85	---	---	---	4.14	---	70	388	1,511
				September 2022	---	---	---	---	3.98	---	---	---	---	---	---	---	---
				December 2022	---	---	---	---	4.00	---	---	---	---	---	---	---	---
GEK TERNA (CR)																	
(Contract Size: 100 Securities, Physical Delivery)																	
9.14	8.84	8.92	-1.76%	March 2022	9.05	9.05	8.89	8.89	8.89	---	---	---	10.10	---	41	923	2,312
				June 2022	9.10	9.14	8.90	8.96	8.96	---	---	---	9.56	---	46	962	4,621
				September 2022	---	---	---	---	9.17	---	---	---	---	---	---	---	---
				December 2022	---	---	---	---	9.22	---	---	---	---	---	---	---	---
HELLENIC EXCHANGES-A.S.E. (CR)																	
(Contract Size: 100 Securities, Physical Delivery)																	
3.73	3.62	3.62	-2.16%	March 2022	3.67	3.68	3.64	3.64	3.64	---	---	---	4.10	---	26	163	814
				June 2022	3.69	3.69	3.59	3.60	3.60	---	---	---	4.08	---	24	175	767
				September 2022	---	---	---	---	3.74	---	---	---	---	---	---	---	---
				December 2022	---	---	---	---	3.76	---	---	---	---	---	---	---	---
HELLENIC PETROLEUM (CR)																	
(Contract Size: 100 Securities, Physical Delivery)																	
7	6.86	6.94	0.58%	March 2022	6.96	6.98	6.87	6.94	6.94	---	---	---	7.22	---	33	174	588
				June 2022	6.83	6.83	6.63	6.70	6.70	---	---	---	7.08	---	26	165	1,164
				September 2022	---	---	---	---	6.97	---	---	---	---	---	---	---	---
				December 2022	---	---	---	---	7.01	---	---	---	---	---	---	---	---
INTRACOM HOLDINGS (CR)																	
(Contract Size: 100 Securities, Physical Delivery)																	
1.816	1.75	1.75	-2.99%	March 2022	1.78	1.78	1.74	1.75	1.75	---	---	---	2.14	---	41	919	1,763
				June 2022	1.80	1.82	1.75	1.77	1.77	---	---	---	1.92	---	47	952	3,653
				September 2022	---	---	---	---	1.82	---	---	---	---	---	---	---	---
				December 2022	---	---	---	---	1.83	---	---	---	---	---	---	---	---
JUMBO SA (CR)																	
(Contract Size: 100 Securities, Physical Delivery)																	
13.55	13.27	13.55	0.59%	March 2022	13.37	13.50	13.36	13.50	13.50	---	---	---	14.38	---	24	201	492
				June 2022	13.47	13.48	13.32	13.48	13.48	---	---	---	13.94	---	38	238	732
				September 2022	---	---	---	---	13.61	---	---	---	---	---	---	---	---
				December 2022	---	---	---	---	13.68	---	---	---	---	---	---	---	---
LAMDA DEVELOPMENT SA (CR)																	
(Contract Size: 100 Securities, Physical Delivery)																	
6.365	6.25	6.29	-0.94%	March 2022	6.31	6.35	6.26	6.32	6.32	---	---	---	7.58	---	48	657	2,463
				June 2022	6.38	6.41	6.29	6.37	6.37	---	---	---	7.07	---	71	743	4,157
				September 2022	---	---	---	---	6.41	---	---	---	---	---	---	---	---
				December 2022	---	---	---	---	6.45	---	---	---	---	---	---	---	---

Derivatives notes

Fixing prices and final open positions can be retrieved from the following path <http://www.helex.gr/el/web/guest/statistics-end-of-day-derivatives>

Underlying Asset				Derivatives Market													
Price max	Price min	Closing price	change	Delivery Month	Open price	Price max	Price min	Last price	Closing price	Last Bid	Last Ask	Fixing price*	Life high	Life low	Trades	Volume	Open Interest
MARFIN INVESTMENT GROUP (CR)				(Contract Size: 100 Securities, Physical Delivery)													
0.031	0.0287	0.0287	-2.38%	March 2022	0.029	0.030	0.029	0.030	0.030	---	---	---	0.038	---	28	18,037	15,711
				June 2022	0.030	0.031	0.030	0.030	0.030	---	---	---	0.031	---	26	18,020	16,738
				September 2022	---	---	---	---	0.030	---	---	---	---	---	---	---	---
				December 2022	---	---	---	---	0.030	---	---	---	---	---	---	---	---
MOTOR OIL (CR)				(Contract Size: 100 Securities, Physical Delivery)													
13.73	13.49	13.51	-1.60%	March 2022	13.62	13.68	13.48	13.50	13.50	---	---	---	15.55	---	51	314	1,427
				June 2022	13.67	13.81	13.58	13.59	13.59	---	---	---	14.02	---	39	280	1,697
				September 2022	---	---	---	---	13.87	---	---	---	---	---	---	---	---
				December 2022	---	---	---	---	13.94	---	---	---	---	---	---	---	---
MYTILINEOS (CR)				(Contract Size: 100 Securities, Physical Delivery)													
14.62	14.2	14.27	-1.72%	March 2022	14.51	14.51	14.23	14.28	14.28	---	---	---	16.25	---	117	1,007	4,026
				June 2022	14.49	14.64	14.29	14.36	14.36	---	---	---	15.69	---	161	1,019	4,546
				September 2022	---	---	---	---	14.67	---	---	---	---	---	---	---	---
				December 2022	---	---	---	---	14.74	---	---	---	---	---	---	---	---
NATIONAL BANK (CR)				(Contract Size: 100 Securities, Physical Delivery)													
3.22	2.98	3	-4.76%	March 2022	3.18	3.21	2.99	2.99	2.99	---	---	---	3.83	---	304	10,108	11,612
				June 2022	3.16	3.22	2.99	3.03	3.03	---	---	---	3.79	---	660	13,632	20,781
				September 2022	3.18	3.18	3.13	3.13	3.13	---	---	---	3.18	---	3	40	100
				December 2022	---	---	---	---	3.20	---	---	---	---	---	---	---	---
OPAP (CR)				(Contract Size: 100 Securities, Physical Delivery)													
12.8	12.45	12.54	-1.03%	March 2022	12.62	12.74	12.48	12.56	12.56	---	---	---	13.80	---	44	320	939
				June 2022	12.72	12.79	12.49	12.63	12.63	---	---	---	13.56	---	48	313	1,080
				September 2022	11.75	12.02	11.75	11.75	11.75	---	---	---	12.02	---	4	33	55
				December 2022	---	---	---	---	12.86	---	---	---	---	---	---	---	---
OTE (CR)				(Contract Size: 100 Securities, Physical Delivery)													
17.235	16.6	17.235	3.82%	March 2022	16.89	16.97	16.67	16.97	16.97	---	---	---	18.42	---	31	302	626
				June 2022	16.87	17.33	16.63	17.33	17.33	---	---	---	18.10	---	76	394	886
				September 2022	---	---	---	---	16.77	---	---	---	---	---	---	---	---
				December 2022	---	---	---	---	16.85	---	---	---	---	---	---	---	---
P.P.A. S.A. (CR)				(Contract Size: 100 Securities, Physical Delivery)													
16.98	16.22	16.72	0.48%	March 2022	16.52	16.88	16.52	16.88	16.88	---	---	---	18.16	---	5	20	199
				June 2022	16.60	17.03	16.36	16.96	16.96	---	---	---	17.03	---	13	50	618
				September 2022	---	---	---	---	16.81	---	---	---	---	---	---	---	---
				December 2022	---	---	---	---	16.89	---	---	---	---	---	---	---	---

Derivatives notes

Fixing prices and final open positions can be retrieved from the following path <http://www.helex.gr/el/web/guest/statistics-end-of-day-derivatives>

Underlying Asset				Derivatives Market													
Price max	Price min	Closing price	change	Delivery Month	Open price	Price max	Price min	Last price	Closing price	Last Bid	Last Ask	Fixing price*	Life high	Life low	Trades	Volume	Open Interest
PIRAEUS FINANCIAL HOLD (CR)																	
(Contract Size: 100 Securities, Physical Delivery)																	
1.417	1.34	1.374	-2.07%	March 2022	1.41	1.41	1.34	1.37	1.37	---	---	---	1.72	---	87	5,471	16,578
				June 2022	1.41	1.42	1.34	1.37	1.37	---	---	---	1.68	---	139	5,962	17,050
				September 2022	---	---	---	---	1.42	---	---	---	---	---	---	---	---
				December 2022	---	---	---	---	1.42	---	---	---	---	---	---	---	---
PPC (CR)																	
(Contract Size: 100 Securities, Physical Delivery)																	
7.88	7.675	7.8	0.00%	March 2022	7.86	7.86	7.66	7.78	7.78	---	---	---	10.69	---	126	1,611	5,951
				June 2022	7.84	7.90	7.72	7.80	7.80	---	---	---	9.47	---	136	1,793	11,387
				September 2022	---	---	---	---	7.88	---	---	---	---	---	---	---	---
				December 2022	---	---	---	---	7.92	---	---	---	---	---	---	---	---
TERNA ENERGY (CR)																	
(Contract Size: 100 Securities, Physical Delivery)																	
16.08	15.04	15.04	-2.97%	March 2022	15.45	15.74	15.22	15.22	15.22	---	---	---	15.74	---	22	531	1,072
				June 2022	15.55	15.95	15.16	15.16	15.16	---	---	---	15.95	---	59	573	1,073
				September 2022	15.50	15.50	15.04	15.04	15.04	---	---	---	15.64	---	3	15	14
				December 2022	---	---	---	---	15.74	---	---	---	---	---	---	---	---
TITAN CEMENT (CB)																	
(Contract Size: 100 Securities, Physical Delivery)																	
12.8	12.5	12.74	1.76%	March 2022	12.60	12.76	12.50	12.76	12.76	---	---	---	15.10	---	39	214	793
				June 2022	12.76	12.82	12.56	12.81	12.81	---	---	---	14.58	---	16	176	758
				September 2022	---	---	---	---	12.65	---	---	---	---	---	---	---	---
				December 2022	---	---	---	---	12.71	---	---	---	---	---	---	---	---
VIOHALCO SA/NV (CB)																	
(Contract Size: 100 Securities, Physical Delivery)																	
4.37	4.14	4.145	-4.82%	March 2022	4.23	4.23	4.14	4.14	4.14	---	---	---	5.15	---	51	2,011	2,831
				June 2022	4.27	4.27	4.17	4.19	4.19	---	---	---	5.31	---	54	1,976	4,899
				September 2022	---	---	---	---	4.40	---	---	---	---	---	---	---	---
				December 2022	---	---	---	---	4.42	---	---	---	---	---	---	---	---

Derivatives notes

Fixing prices and final open positions can be retrieved from the following path <http://www.helex.gr/el/web/guest/statistics-end-of-day-derivatives>

FTSE/Athex Large Cap

(Trade Unit: 1 Index Point x 2€ - Exercise Style: European, Cash Settlement)

Call Options														Put Options																				
Exercise Price	March 2022							April 2022							Other Months		March 2022							April 2022							Other Months		Exercise Price	
	Open price	Price max	Price min	Last price	Closing price	Volume	Open Interest	Open price	Price max	Price min	Last price	Closing price	Volume	Open Interest	Volume	Open Interest	Open price	Price max	Price min	Last price	Closing price	Volume	Open Interest	Open price	Price max	Price min	Last price	Closing price	Volume	Open Interest	Volume	Open Interest		
1,775	0.00	0.00	0.00	-	319.00	-	-	0.00	0.00	0.00	-	324.00	-	-			0.00	0.00	0.00	-	0.01	-	-	0.00	0.00	0.00	-	0.30	-	-			1,775	
1,800	0.00	0.00	0.00	-	294.00	-	-	0.00	0.00	0.00	-	299.00	-	-			0.00	0.00	0.00	-	0.03	-	-	0.00	0.00	0.00	-	0.55	-	-			1,800	
1,825	0.00	0.00	0.00	-	269.00	-	-	0.00	0.00	0.00	-	275.00	-	-			0.00	0.00	0.00	-	0.11	-	-	0.00	0.00	0.00	-	0.98	-	1			1,825	
1,850	0.00	0.00	0.00	-	244.00	-	-	0.00	0.00	0.00	-	250.00	-	-			0.00	0.00	0.00	-	0.01	-	-	0.00	0.00	0.00	-	1.70	-	-			1,850	
1,875	0.00	0.00	0.00	-	219.00	-	-	0.00	0.00	0.00	-	226.00	-	-			0.00	0.00	0.00	-	0.10	-	-	0.00	0.00	0.00	-	2.70	-	-			1,875	
1,900	0.00	0.00	0.00	-	194.00	-	1	0.00	0.00	0.00	-	203.00	-	20			0.00	0.00	0.00	-	0.01	-	3	0.00	0.00	0.00	-	4.30	-	23			1,900	
1,925	0.00	0.00	0.00	-	169.00	-	-	0.00	0.00	0.00	-	180.00	-	20			0.00	0.00	0.00	-	0.01	-	51	0.00	0.00	0.00	-	6.60	-	45			1,925	
1,950	0.00	0.00	0.00	-	144.00	-	19	0.00	0.00	0.00	-	159.00	-	40			0.00	0.00	0.00	-	0.01	-	24	0.00	0.00	0.00	-	9.80	-	30			1,950	
1,975	111.00	111.00	111.00	111.00	111.00	20	40	0.00	0.00	0.00	-	138.00	-	25			0.00	111.00	0.00	-	0.01	-	-	41.00	41.00	41.00	41.00	41.00	5	20			1,975	
2,000	0.00	0.00	0.00	-	94.50	-	20	0.00	0.00	0.00	-	118.00	-	2			0.00	0.00	0.00	-	0.07	-	28	0.00	0.00	0.00	-	19.50	-	50			2,000	
2,050	0.00	0.00	0.00	-	46.75	-	-	0.00	0.00	0.00	-	84.00	-	1			4.00	0.00	4.00	4.00	4.00	50	20	0.00	0.00	0.00	-	35.25	-	20			2,050	
2,100	14.00	14.00	14.00	14.00	14.00	20	-	74.50	74.50	74.50	74.50	74.50	2	85			38.00	14.00	38.00	38.00	38.00	2	2	0.00	0.00	0.00	-	57.50	-	20			2,100	
2,150	0.00	0.00	0.00	-	1.30	-	4	0.00	0.00	0.00	-	35.75	-	-			0.00	0.00	0.00	-	57.00	-	40	0.00	0.00	0.00	-	86.50	-	-			2,150	
2,200	0.00	0.00	0.00	-	0.04	-	26	0.00	0.00	0.00	-	21.25	-	5			0.00	0.00	0.00	-	106.00	-	20	0.00	0.00	0.00	-	122.00	-	20			2,200	
2,250	0.00	0.00	0.00	-	0.01	-	54	0.00	0.00	0.00	-	11.75	-	22			0.00	0.00	0.00	-	155.00	-	60	0.00	0.00	0.00	-	163.00	-	5			2,250	
2,300	0.00	0.00	0.00	-	0.01	-	94	0.00	0.00	0.00	-	6.20	-	43			0.00	0.00	0.00	-	205.00	-	50	0.00	0.00	0.00	-	207.00	-	3			2,300	
2,350	0.00	0.00	0.00	-	0.01	-	49	0.00	0.00	0.00	-	3.10	-	1			0.00	0.00	0.00	-	255.00	-	101	0.00	0.00	0.00	-	254.00	-	-			2,350	
2,400	0.00	0.00	0.00	-	0.01	-	21	0.00	0.00	0.00	-	1.40	-	-			0.00	0.00	0.00	-	305.00	-	20	0.00	0.00	0.00	-	302.00	-	20			2,400	
2,450	0.00	0.00	0.00	-	0.01	-	20	0.00	0.00	0.00	-	0.62	-	-			0.00	0.00	0.00	-	355.00	-	-	0.00	0.00	0.00	-	351.00	-	-			2,450	
2,500	0.00	0.00	0.00	-	0.02	-	-	0.00	0.00	0.00	-	0.25	-	-			0.00	0.00	0.00	-	405.00	-	-	0.00	0.00	0.00	-	401.00	-	-			2,500	
2,550	0.00	0.00	0.00	-	0.03	-	-	0.00	0.00	0.00	-	0.10	-	-			0.00	0.00	0.00	-	455.00	-	-	0.00	0.00	0.00	-	450.00	-	-			2,550	
2,600	0.00	0.00	0.00	-	0.01	-	-	0.00	0.00	0.00	-	0.04	-	-			0.00	0.00	0.00	-	505.00	-	-	0.00	0.00	0.00	-	500.00	-	-			2,600	
2,650	0.00	0.00	0.00	-	0.14	-	-	0.00	0.00	0.00	-	0.01	-	-			0.00	0.00	0.00	-	555.00	-	-	0.00	0.00	0.00	-	550.00	-	-			2,650	
Totals:						40	348						2	264								52	419						5	257			0	0
Number of Trades:							2						1	0									2						1	0				

ALPHA SERVICES HOLD (CR)

(Contract Size: 100 Securities, Exercise Style: American, Physical Delivery)

Call Options														Put Options																		
March 2022							April 2022							Other Months		March 2022							April 2022							Other Months		Exercise Price
Open price	Price max	Price min	Last price	Closing price	Volume	Open Interest	Open price	Price max	Price min	Last price	Closing price	Volume	Open Interest	Volume	Open Interest	Open price	Price max	Price min	Last price	Closing price	Volume	Open Interest	Open price	Price max	Price min	Last price	Closing price	Volume	Open Interest	Volume	Open Interest	
0.650	0.000	0.000	0.000	0.480	-	-	0.000	0.000	0.000	0.000	0.431	-	-			0.000	0.000	0.000	0.001	-	-			0.000	0.000	0.000	0.001	-	-			0.007
0.700	0.000	0.000	0.000	0.430	-	-	0.000	0.000	0.000	0.000	0.431	-	-			0.000	0.000	0.000	0.001	-	-			0.000	0.000	0.000	0.001	-	-			0.007
0.750	0.000	0.000	0.000	0.380	-	-	0.000	0.000	0.000	0.000	0.381	-	-			0.000	0.000	0.000	0.001	-	-			0.000	0.000	0.000	0.001	-	-			0.008
0.800	0.000	0.000	0.000	0.330	-	-	0.000	0.000	0.000	0.000	0.331	-	-			0.000	0.000	0.000	0.001	-	-			0.000	0.000	0.000	0.001	-	-			0.008
0.850	0.000	0.000	0.000	0.280	-	-	0.000	0.000	0.000	0.000	0.281	-	-			0.000	0.000	0.000	0.001	-	-			0.000	0.000	0.000	0.002	-	-			0.009
0.900	0.000	0.000	0.000	0.230	-	-	0.000	0.000	0.000	0.000	0.232	-	-			0.000	0.000	0.000	0.002	-	-			0.000	0.000	0.000	0.001	-	-			0.009
0.950	0.000	0.000	0.000	0.180	-	-	0.000	0.000	0.000	0.000	0.184	-	-			0.000	0.000	0.000	0.001	-	-			0.000	0.000	0.000	0.003	-	-			0.010
1.000	0.000	0.000	0.000	0.130	-	-	0.000	0.000	0.000	0.000	0.139	-	-			0.000	0.000	0.000	0.007	-	-			0.000	0.000	0.000	0.007	-	-			0.010
1.100	0.000	0.000	0.000	0.035	-	-	0.000	0.000	0.000	0.000	0.066	-	-			0.000	0.000	0.000	0.005	-	-			0.000	0.000	0.000	0.034	-	-			0.011
1.200	0.000	0.000	0.000	0.001	-	-	0.000	0.000	0.000	0.000	0.023	-	-			0.000	0.000	0.000	0.071	-	-			0.000	0.000	0.000	0.092	-	-			0.012
1.300	0.000	0.000	0.000	0.001	-	250	0.000	0.000	0.000	0.000	0.006	-	-			0.000	0.000	0.000	0.170	-	-			0.000	0.000	0.000	0.175	-	-			0.013
1.400	0.000	0.000	0.000	0.001	-	-	0.000	0.000	0.000	0.000	0.001	-	-			0.000	0.000	0.000	0.270	-	-			0.000	0.000	0.000	0.270	-	-			0.014
1.500	0.000	0.000	0.000	0.001	-	-	0.000	0.000	0.000	0.000	0.001	-	-			0.000	0.000	0.000	0.370	-	-			0.000	0.000	0.000	0.370	-	-			0.015
1.600	0.000	0.000	0.000	0.003	-	-	0.000	0.000	0.000	0.000	0.001	-	-			0.000	0.000	0.000	0.470	-	-			0.000	0.000	0.000	0.470	-	-			0.016
1.700	0.000	0.000	0.000	0.001	-	-	0.000	0.000	0.000	0.000	0.003	-	-			0.000	0.000	0.000	0.570	-	-			0.000	0.000	0.000	0.570	-	-			0.017
1.800	0.000	0.000	0.000	0.001	-	-	0.000	0.000	0.000	0.000	0.001	-	-			0.000	0.000	0.000	0.670	-	-			0.000	0.000	0.000	0.670	-	-			0.018
1.900	0.000	0.000	0.000	0.001	-	-	0.000	0.000	0.000	0.000	0.001	-	-			0.000	0.000	0.000	0.770	-	-			0.000	0.000	0.000	0.770	-	-			0.019
Totals:					0	250					0	0	0	0	0						0	0									0	0
Number of Trades:					0						0	0	0	0	0						0.00									0	0	

NATIONAL BANK (CR)

(Contract Size: 100 Securities, Exercise Style: American, Physical Delivery)

Call Options																Put Options																			
March 2022							April 2022							Other Months		March 2022						April 2022					Other Months		Exercise Price						
Exercise Price	Open price	Price max	Price min	Last price	Closing price	Volume	Open Interest	Open price	Price max	Price min	Last price	Closing price	Volume	Open Interest	Volume	Open Interest	Open price	Price max	Price min	Last price	Closing price	Volume	Open Interest	Open price	Price max	Price min	Last price	Closing price		Volume	Open Interest	Volume	Open Interest		
1.600	0.000	0.000	0.000		1.55	-	-										0.000	0.000	0.000		0.001	-	-										0.016		
1.700	0.000	0.000	0.000		1.45	-	-										0.000	0.000	0.000		0.001	-	-										0.017		
1.800	0.000	0.000	0.000		1.35	-	-	0.000	0.000	0.000		1.35	-	-			0.000	0.000	0.000		0.001	-	-	0.000	0.000	0.000		0.001	-	-			0.018		
1.900	0.000	0.000	0.000		1.25	-	-	0.000	0.000	0.000		1.25	-	-			0.000	0.000	0.000		0.001	-	-	0.000	0.000	0.000		0.001	-	-			0.019		
2.000	0.000	0.000	0.000		1.15	-	-	0.000	0.000	0.000		1.15	-	-			0.000	0.000	0.000		0.001	-	-	0.000	0.000	0.000		0.001	-	-			0.020		
2.200	0.000	0.000	0.000		0.950	-	-	0.000	0.000	0.000		0.954	-	-			0.000	0.000	0.000		0.001	-	-	0.000	0.000	0.000		0.001	-	-			0.022		
2.400	0.000	0.000	0.000		0.750	-	-	0.000	0.000	0.000		0.754	-	-			0.000	0.000	0.000		0.001	-	-	0.000	0.000	0.000		0.006	-	-			0.024		
2.600	0.000	0.000	0.000		0.550	-	-	0.000	0.000	0.000		0.558	-	-			0.000	0.000	0.000		0.010	-	-	0.000	0.000	0.000		0.004	-	-			0.026		
2.800	0.000	0.000	0.000		0.350	-	-	0.000	0.000	0.000		0.373	-	2			0.000	0.000	0.000		0.001	-	300	0.000	0.000	0.000		0.019	-	-			0.028		
3.000	0.000	0.000	0.000		0.151	-	-	0.000	0.000	0.000		0.220	-	2			0.000	0.000	0.000		0.001	-	-	0.000	0.000	0.000		0.065	-	-			0.030		
3.200	0.000	0.000	0.000		0.015	-	-	0.000	0.000	0.000		0.111	-	-			0.000	0.000	0.000		0.064	-	-	0.000	0.000	0.000		0.156	-	-			0.032		
3.400	0.000	0.000	0.000		0.002	-	-	0.000	0.000	0.000		0.047	-	50			0.000	0.000	0.000		0.250	-	-	0.000	0.000	0.000		0.293	-	-			0.034		
3.600	0.000	0.000	0.000		0.003	-	-	0.000	0.000	0.000		0.017	-	-			0.000	0.000	0.000		0.450	-	2	0.000	0.000	0.000		0.463	-	-			0.036		
3.800	0.000	0.000	0.000		0.005	-	-	0.000	0.000	0.000		0.005	-	-			0.000	0.000	0.000		0.650	-	-	0.000	0.000	0.000		0.652	-	-			0.038		
4.000	0.000	0.000	0.000		0.001	-	-	0.000	0.000	0.000		0.001	-	-			0.000	0.000	0.000		0.850	-	-	0.000	0.000	0.000		0.850	-	-			0.040		
4.400	0.000	0.000	0.000		0.001	-	-	0.000	0.000	0.000		0.002	-	-			0.000	0.000	0.000		1.25	-	-	0.000	0.000	0.000		1.25	-	-			0.044		
4.800	0.000	0.000	0.000		0.001	-	-	0.000	0.000	0.000		0.004	-	-			0.000	0.000	0.000		1.65	-	-	0.000	0.000	0.000		1.65	-	-			0.048		
5.200	0.000	0.000	0.000		0.001	-	-	0.000	0.000	0.000		0.001	-	-			0.000	0.000	0.000		2.05	-	-	0.000	0.000	0.000		2.05	-	-			0.052		
5.600	0.000	0.000	0.000		0.001	-	-	0.000	0.000	0.000		0.001	-	-			0.000	0.000	0.000		2.45	-	-	0.000	0.000	0.000		2.45	-	-			0.056		
Totals:						0	0						0	54	0	0						0	302									0	2	0	300
Number of Trades:						0							0	0	0								0.00									0	0		

OPAP (CR)

(Contract Size: 100 Securities, Exercise Style: American, Physical Delivery)

Call Options														Put Options																			
March 2022							April 2022							Other Months		March 2022							April 2022							Other Months		Exercise Price	
Open price	Price max	Price min	Last price	Closing price	Volume	Open Interest	Open price	Price max	Price min	Last price	Closing price	Volume	Open Interest	Volume	Open Interest	Open price	Price max	Price min	Last price	Closing price	Volume	Open Interest	Open price	Price max	Price min	Last price	Closing price	Volume	Open Interest	Volume	Open Interest		
8.400	0.000	0.000	0.000	4.27	-	-										0.000	0.000	0.000	0.001	-	-												0.084
8.800	0.000	0.000	0.000	3.87	-	-	0.000	0.000	0.000		3.88	-	-			0.000	0.000	0.000	0.001	-	-			0.000	0.000	0.000	0.001	-	-				0.088
9.200	0.000	0.000	0.000	3.47	-	-	0.000	0.000	0.000		3.48	-	-			0.000	0.000	0.000	0.001	-	-			0.000	0.000	0.000	0.002	-	-				0.092
9.600	0.000	0.000	0.000	3.07	-	-	0.000	0.000	0.000		3.09	-	-			0.000	0.000	0.000	0.001	-	-			0.000	0.000	0.000	0.001	-	-				0.096
10.000	0.000	0.000	0.000	2.67	-	-	0.000	0.000	0.000		2.69	-	-			0.000	0.000	0.000	0.001	-	-			0.000	0.000	0.000	0.001	-	-				0.100
11.000	0.000	0.000	0.000	1.67	-	-	0.000	0.000	0.000		1.69	-	-			0.000	0.000	0.000	0.006	-	-			0.000	0.000	0.000	0.006	-	-				0.110
12.000	0.000	0.000	0.000	0.672	-	-	0.000	0.000	0.000		0.797	-	-			0.000	0.000	0.000	0.119	-	-			0.000	0.000	0.000	0.108	-	-				0.120
13.000	0.000	0.000	0.000	0.011	-	-	0.191	0.195	0.152	0.152	0.152	25	-			0.000	0.000	0.000	0.340	-	20			0.000	0.000	0.000	0.542	-	-				0.130
14.000	0.000	0.000	0.000	0.001	-	11	0.000	0.000	0.000		0.035	-	-			0.000	0.000	0.000	1.33	-	-			0.000	0.000	0.000	1.35	-	-				0.140
15.000	0.000	0.000	0.000	0.001	-	-	0.000	0.000	0.000		0.003	-	-			0.000	0.000	0.000	2.33	-	-			0.000	0.000	0.000	2.33	-	-				0.150
16.000	0.000	0.000	0.000	0.001	-	-	0.000	0.000	0.000		0.001	-	-			0.000	0.000	0.000	3.33	-	-			0.000	0.000	0.000	3.33	-	-				0.160
17.000	0.000	0.000	0.000	0.001	-	-	0.000	0.000	0.000		0.001	-	-			0.000	0.000	0.000	4.33	-	-			0.000	0.000	0.000	4.33	-	-				0.170
18.000	0.000	0.000	0.000	0.001	-	-	0.000	0.000	0.000		0.001	-	-			0.000	0.000	0.000	5.33	-	-			0.000	0.000	0.000	5.33	-	-				0.180
19.000	0.000	0.000	0.000	0.002	-	-	0.000	0.000	0.000		0.001	-	-			0.000	0.000	0.000	6.33	-	-			0.000	0.000	0.000	6.33	-	-				0.190
Totals:					0	11						25	0	0	0							0	20									0	0
Number of Trades:					0							3	0	0								0.00									0	0	

OTE (CR)

(Contract Size: 100 Securities, Exercise Style: American, Physical Delivery)

Exercise Price	Call Options														Put Options																		
	March 2022						April 2022						Other Months		March 2022						April 2022						Other Months		Exercise Price				
	Open price	Price max	Price min	Last price	Closing price	Volume	Open Interest	Open price	Price max	Price min	Last price	Closing price	Volume	Open Interest	Volume	Open Interest	Open price	Price max	Price min	Last price	Closing price	Volume	Open Interest	Open price	Price max	Price min	Last price	Closing price		Volume	Open Interest	Volume	Open Interest
9.200	0.000	0.000	0.000	7.40	-	-										0.000	0.000	0.000	0.001	-	-												
9.600	0.000	0.000	0.000	7.00	-	-										0.000	0.000	0.000	0.001	-	-												0.096
10.000	0.000	0.000	0.000	6.60	-	-										0.000	0.000	0.000	0.001	-	-												0.100
11.000	0.000	0.000	0.000	5.60	-	-	0.000	0.000	0.000		5.62	-	-			0.000	0.000	0.000	0.001	-	-	0.000	0.000	0.000	0.000	0.001	-	-				0.110	
12.000	0.000	0.000	0.000	4.60	-	-	0.000	0.000	0.000		4.62	-	-			0.000	0.000	0.000	0.001	-	-	0.000	0.000	0.000	0.000	0.001	-	-				0.120	
13.000	0.000	0.000	0.000	3.60	-	-	0.000	0.000	0.000		3.62	-	-			0.000	0.000	0.000	0.001	-	-	0.000	0.000	0.000	0.000	0.001	-	-				0.130	
14.000	0.000	0.000	0.000	2.60	-	-	0.000	0.000	0.000		2.62	-	-			0.000	0.000	0.000	0.001	-	-	0.000	0.000	0.000	0.000	0.002	-	-				0.140	
15.000	0.000	0.000	0.000	1.60	-	-	0.000	0.000	0.000		1.66	-	-			0.000	0.000	0.000	0.001	-	-	0.000	0.000	0.000	0.000	0.034	-	-				0.150	
16.000	0.000	0.000	0.000	0.603	-	-	0.000	0.000	0.000		0.836	-	-			0.000	0.000	0.000	0.001	-	-	0.000	0.000	0.000	0.000	0.211	-	-				0.160	
17.000	0.000	0.000	0.000	0.010	-	30	0.305	0.305	0.305	0.305	0.305	10	10			0.000	0.000	0.000	0.408	-	-	0.000	0.000	0.000	0.000	0.683	-	-				0.170	
18.000	0.000	0.000	0.000	0.001	-	2	0.104	0.104	0.104	0.104	0.104	5	-			0.000	0.000	0.000	1.40	-	-	0.000	0.000	0.000	0.000	1.46	-	-				0.180	
19.000	0.000	0.000	0.000	0.001	-	10	0.000	0.000	0.000		0.013	-	10			0.000	0.000	0.000	2.40	-	-	0.000	0.000	0.000	0.000	2.40	-	-				0.190	
20.000	0.000	0.000	0.000	0.003	-	-	0.000	0.000	0.000		0.002	-	-			0.000	0.000	0.000	3.40	-	-	0.000	0.000	0.000	0.000	3.40	-	-				0.200	
22.000	0.000	0.000	0.000	0.001	-	-	0.000	0.000	0.000		0.002	-	-			0.000	0.000	0.000	5.40	-	-	0.000	0.000	0.000	0.000	5.40	-	-				0.220	
24.000	0.000	0.000	0.000	0.001	-	-	0.000	0.000	0.000		0.001	-	-			0.000	0.000	0.000	7.40	-	-	0.000	0.000	0.000	0.000	7.40	-	-				0.240	
26.000	0.000	0.000	0.000	0.001	-	-	0.000	0.000	0.000		0.001	-	-			0.000	0.000	0.000	9.40	-	-	0.000	0.000	0.000	0.000	9.40	-	-				0.260	
Totals:						0	42					15	20	0	0							0	0					0	0	0	0		
Number of Trades:							0						2		0							0.00						0		0			

PIRAEUS FINANCIAL HOLD (CR)

(Contract Size: 100 Securities, Exercise Style: American, Physical Delivery)

Call Options															Put Options																	
March 2022							April 2022							Other Months		March 2022							April 2022							Other Months		Exercise Price
Open price	Price max	Price min	Last price	Closing price	Volume	Open Interest	Open price	Price max	Price min	Last price	Closing price	Volume	Open Interest	Volume	Open Interest	Open price	Price max	Price min	Last price	Closing price	Volume	Open Interest	Open price	Price max	Price min	Last price	Closing price	Volume	Open Interest	Volume	Open Interest	
0.150	0.000	0.000	0.000	1.25	-	-										0.000	0.000	0.000	0.072	-	-											0.002
0.200	0.000	0.000	0.000	1.20	-	-										0.000	0.000	0.000	0.001	-	-											0.002
0.250	0.000	0.000	0.000	1.15	-	-										0.000	0.000	0.000	0.001	-	-											0.003
0.300	0.000	0.000	0.000	1.10	-	-										0.000	0.000	0.000	0.001	-	-											0.003
0.350	0.000	0.000	0.000	1.05	-	-										0.000	0.000	0.000	0.002	-	-											0.004
0.400	0.000	0.000	0.000	1.00	-	-										0.000	0.000	0.000	0.001	-	-											0.004
0.450	0.000	0.000	0.000	0.950	-	-										0.000	0.000	0.000	0.001	-	-											0.005
0.500	0.000	0.000	0.000	0.900	-	-										0.000	0.000	0.000	0.001	-	-											0.005
0.550	0.000	0.000	0.000	0.850	-	-										0.000	0.000	0.000	0.001	-	-											0.006
0.600	0.000	0.000	0.000	0.800	-	-										0.000	0.000	0.000	0.001	-	-											0.006
0.650	0.000	0.000	0.000	0.750	-	-										0.000	0.000	0.000	0.003	-	-											0.007
0.700	0.000	0.000	0.000	0.700	-	-										0.000	0.000	0.000	0.001	-	-											0.007
0.750	0.000	0.000	0.000	0.650	-	-										0.000	0.000	0.000	0.001	-	-											0.008
0.800	0.000	0.000	0.000	0.600	-	-										0.000	0.000	0.000	0.001	-	-											0.008
0.850	0.000	0.000	0.000	0.550	-	-	0.000	0.000	0.000		0.551	-	-			0.000	0.000	0.000	0.001	-	-	0.000	0.000	0.000	0.001	-	-					0.009
0.900	0.000	0.000	0.000	0.500	-	-	0.000	0.000	0.000		0.501	-	-			0.000	0.000	0.000	0.001	-	-	0.000	0.000	0.000	0.001	-	-					0.009
0.950	0.000	0.000	0.000	0.450	-	-	0.000	0.000	0.000		0.452	-	-			0.000	0.000	0.000	0.001	-	-	0.000	0.000	0.000	0.001	-	-					0.010
1.000	0.000	0.000	0.000	0.400	-	-	0.000	0.000	0.000		0.402	-	-			0.000	0.000	0.000	0.001	-	-	0.000	0.000	0.000	0.001	-	-					0.010
1.100	0.000	0.000	0.000	0.300	-	-	0.000	0.000	0.000		0.302	-	-			0.000	0.000	0.000	0.002	-	-	0.000	0.000	0.000	0.003	-	-					0.011
1.200	0.000	0.000	0.000	0.200	-	-	0.000	0.000	0.000		0.206	-	-			0.000	0.000	0.000	0.002	-	-	0.000	0.000	0.000	0.004	-	-					0.012
1.300	0.000	0.000	0.000	0.100	-	-	0.000	0.000	0.000		0.122	-	-			0.000	0.000	0.000	0.020	-	-	0.000	0.000	0.000	0.020	-	-					0.013
1.400	0.000	0.000	0.000	0.018	-	-	0.000	0.000	0.000		0.059	-	-			0.000	0.000	0.000	0.018	-	-	0.000	0.000	0.000	0.057	-	-					0.014
1.500	0.000	0.000	0.000	0.001	-	5	0.000	0.000	0.000		0.024	-	-			0.000	0.000	0.000	0.100	-	-	0.000	0.000	0.000	0.122	-	-					0.015
1.600	0.000	0.000	0.000	0.001	-	6	0.000	0.000	0.000		0.008	-	-			0.000	0.000	0.000	0.200	-	-	0.000	0.000	0.000	0.206	-	-					0.016
1.700	0.000	0.000	0.000	0.002	-	-	0.000	0.000	0.000		0.002	-	-			0.000	0.000	0.000	0.300	-	-	0.000	0.000	0.000	0.301	-	-					0.017
1.800	0.000	0.000	0.000	0.003	-	-	0.000	0.000	0.000		0.001	-	-			0.000	0.000	0.000	0.400	-	-	0.000	0.000	0.000	0.400	-	-					0.018
1.900	0.000	0.000	0.000	0.001	-	-	0.000	0.000	0.000		0.001	-	-			0.000	0.000	0.000	0.500	-	-	0.000	0.000	0.000	0.500	-	-					0.019
2.000	0.000	0.000	0.000	0.001	-	-	0.000	0.000	0.000		0.001	-	-			0.000	0.000	0.000	0.600	-	-	0.000	0.000	0.000	0.600	-	-					0.020
2.200	0.000	0.000	0.000	0.001	-	-	0.000	0.000	0.000		0.001	-	-			0.000	0.000	0.000	0.800	-	-	0.000	0.000	0.000	0.800	-	-					0.022
2.400	0.000	0.000	0.000	0.006	-	-	0.000	0.000	0.000		0.001	-	-			0.000	0.000	0.000	1.00	-	-	0.000	0.000	0.000	1.00	-	-					0.024
2.600	0.000	0.000	0.000	0.002	-	-										0.000	0.000	0.000	1.20	-	-											0.026
2.800	0.000	0.000	0.000	0.001	-	-										0.000	0.000	0.000	1.40	-	-											0.028
3.000	0.000	0.000	0.000	0.001	-	-										0.000	0.000	0.000	1.60	-	-											0.030
3.200	0.000	0.000	0.000	0.005	-	-										0.000	0.000	0.000	1.80	-	-											0.032
3.400	0.000	0.000	0.000	0.003	-	-										0.000	0.000	0.000	2.00	-	-											0.034
3.600	0.000	0.000	0.000	0.002	-	-										0.000	0.000	0.000	2.20	-	-											0.036

PIRAEUS FINANCIAL HOLD (CR)

(Contract Size: 100 Securities, Exercise Style: American, Physical Delivery)

Call Options																Put Options																	
Exercise Price	March 2022						April 2022						Other Months		March 2022						April 2022					Other Months		Exercise Price					
	Open price	Price max	Price min	Last price	Closing price	Volume	Open Interest	Open price	Price max	Price min	Last price	Closing price	Volume	Open Interest	Volume	Open Interest	Open price	Price max	Price min	Last price	Closing price	Volume	Open Interest	Open price	Price max	Price min	Last price		Closing price	Volume	Open Interest	Volume	Open Interest
3.800	0.000	0.000	0.000		0.001	-	-										0.000	0.000	0.000		2.40	-	-										0.038
4.000	0.000	0.000	0.000		0.001	-	-										0.000	0.000	0.000		2.60	-	-										0.040
4.400	0.000	0.000	0.000		0.001	-	-										0.000	0.000	0.000		3.00	-	-										0.044
4.800	0.000	0.000	0.000		0.001	-	-										0.000	0.000	0.000		3.40	-	-										0.048
5.200	0.000	0.000	0.000		0.001	-	-										0.000	0.000	0.000		3.80	-	-										0.052
5.600	0.000	0.000	0.000		0.001	-	-										0.000	0.000	0.000		4.20	-	-										0.056
6.000	0.000	0.000	0.000		0.001	-	-										0.000	0.000	0.000		4.60	-	-										0.060
6.400	0.000	0.000	0.000		0.001	-	-										0.000	0.000	0.000		5.00	-	-										0.064
6.800	0.000	0.000	0.000		0.001	-	-										0.000	0.000	0.000		5.40	-	-										0.068
Totals:						0	11						0	0	0	0						0	0							0	0	0	0
Number of Trades:						0							0		0							0.00							0		0		

PPC (CR)

(Contract Size: 100 Securities, Exercise Style: American, Physical Delivery)

Call Options														Put Options																					
March 2022							April 2022							Other Months		March 2022							April 2022							Other Months		Exercise Price			
Open price	Price max	Price min	Last price	Closing price	Volume	Open Interest	Open price	Price max	Price min	Last price	Closing price	Volume	Open Interest	Volume	Open Interest	Open price	Price max	Price min	Last price	Closing price	Volume	Open Interest	Open price	Price max	Price min	Last price	Closing price	Volume	Open Interest	Volume	Open Interest				
5.200	0.000	0.000	0.000	2.60	-	-	0.000	0.000	0.000	2.61	-	-				0.000	0.000	0.000	0.001	-	-	0.000	0.000	0.000	0.001	-	-				0.052				
5.600	0.000	0.000	0.000	2.20	-	-	0.000	0.000	0.000	2.21	-	-				0.000	0.000	0.000	0.001	-	-	0.000	0.000	0.000	0.001	-	-				0.056				
6.000	0.000	0.000	0.000	1.80	-	-	0.000	0.000	0.000	1.81	-	-				0.000	0.000	0.000	0.001	-	-	0.000	0.000	0.000	0.001	-	-				0.060				
6.400	0.000	0.000	0.000	1.40	-	-	0.000	0.000	0.000	1.42	-	-				0.000	0.000	0.000	0.003	-	-	0.000	0.000	0.000	0.007	-	-				0.064				
6.800	0.000	0.000	0.000	1.00	-	-	0.000	0.000	0.000	1.04	-	-				0.000	0.000	0.000	0.002	-	-	0.000	0.000	0.000	0.030	-	-				0.068				
7.200	0.000	0.000	0.000	0.601	-	-	0.000	0.000	0.000	0.704	-	-				0.000	0.000	0.000	0.023	-	-	0.000	0.000	0.000	0.093	-	-				0.072				
7.600	0.000	0.000	0.000	0.218	-	-	0.000	0.000	0.000	0.431	-	3				0.000	0.000	0.000	0.018	-	10	0.000	0.000	0.000	0.219	-	-				0.076				
8.000	0.000	0.000	0.000	0.019	-	-	0.250	0.250	0.229	0.235	0.235	90	2			0.000	0.000	0.000	0.219	-	35	0.000	0.000	0.000	0.425	-	-				0.080				
8.400	0.000	0.000	0.000	0.002	-	-	0.000	0.000	0.000	0.118	-	-				0.000	0.000	0.000	0.600	-	-	0.000	0.000	0.000	0.706	-	-				0.084				
8.800	0.000	0.000	0.000	0.001	-	3	0.000	0.000	0.000	0.051	-	-				0.000	0.000	0.000	1.00	-	-	0.000	0.000	0.000	1.04	-	-				0.088				
9.200	0.000	0.000	0.000	0.001	-	11	0.000	0.000	0.000	0.020	-	-				0.000	0.000	0.000	1.40	-	-	0.000	0.000	0.000	1.41	-	-				0.092				
9.600	0.000	0.000	0.000	0.004	-	-	0.000	0.000	0.000	0.007	-	-				0.000	0.000	0.000	1.80	-	-	0.000	0.000	0.000	1.80	-	-				0.096				
10.000	0.000	0.000	0.000	0.001	-	-	0.000	0.000	0.000	0.002	-	-				0.000	0.000	0.000	2.20	-	-	0.000	0.000	0.000	2.20	-	-				0.100				
11.000	0.000	0.000	0.000	0.001	-	-	0.000	0.000	0.000	0.001	-	-				0.000	0.000	0.000	3.20	-	-	0.000	0.000	0.000	3.20	-	-				0.110				
12.000	0.000	0.000	0.000	0.001	-	-	0.000	0.000	0.000	0.001	-	-				0.000	0.000	0.000	4.20	-	-	0.000	0.000	0.000	4.20	-	-				0.120				
13.000	0.000	0.000	0.000	0.001	-	-					-	-				0.000	0.000	0.000	5.20	-	-					-	-				0.130				
14.000	0.000	0.000	0.000	0.001	-	-					-	-				0.000	0.000	0.000	6.20	-	-					-	-				0.140				
15.000	0.000	0.000	0.000	0.001	-	-					-	-				0.000	0.000	0.000	7.20	-	-					-	-				0.150				
16.000	0.000	0.000	0.000	0.001	-	-					-	-				0.000	0.000	0.000	8.20	-	-					-	-				0.160				
Totals:					0	14					90	5	0	0							0	45										0	6	0	0
Number of Trades:					0						13		0								0.00											0		0	

Lending Products	Underlying Title	Multilateral Transactions[1]					Bilateral Transactions[2]		Stock Borrowing through OTC (volume)[3]
		Open Interest[5]	Volume(Offered)	Average Weighted	Transactions volume	Average Weighted	Transactions Volume	Average Weighted	Transactions Volume
ADMIEBOR	ADMIE (IPTO) HOLDING S.A. (CR)	7,610	---	---	---	---	---	---	1,993,949
AEGNBOR	AEGEAN AIRLINES (CR)	3,363	---	---	648	4.41%	---	---	21,619
ALPHABOR	ALPHA SERVICES HOLD (CR)	15,831	---	---	---	---	---	---	58,027,844
ALMYBOR	ALUMIL (CR)	---	---	---	---	---	---	---	---
EEEBOR	CC HBC AG (CR)	16,524	---	---	---	---	---	---	70,546
CENERBOR	CENERGY HOLDINGS (CB)	---	---	---	---	---	---	---	---
ELLAKTORBOR	ELLAKTOR (CR)	11,000	---	---	---	---	---	---	9,870
EUROBBOR	EUROBANK HOLDINGS (CR)	32,700	---	---	---	---	---	---	48,728,667
EYDAPBOR	EYDAP S.A. (CR)	1,913	---	---	---	---	---	---	659,678
FFGRPBOR	FOLLI FOLLIE (CR)	---	---	---	---	---	---	---	900,530
FOYRKBOR	FOURLIS (CR)	9,639	---	---	---	---	---	---	31,850
GEKTERNABOR	GEK TERNA (CR)	3,000	---	---	---	---	---	---	1,293
SARBOR	GR. SARANTIS S.A. (CR)	---	---	---	---	---	---	---	6,390
EXAEBOR	HELLENIC EXCHANGES-A.S.E. (CR)	39,700	---	---	6,000	2.65%	---	---	155,601
ELPEBOR	HELLENIC PETROLEUM (CR)	27,479	---	---	---	---	---	---	177,306
INTRKBOR	INTRACOM HOLDINGS (CR)	500	---	---	---	---	---	---	---
BELABOR	JUMBO SA (CR)	---	---	---	---	---	---	---	840,758
LAMDABOR	LAMDA DEVELOPMENT SA (CR)	961	---	---	---	---	8,000	0.01%	67,038
MIGBOR	MARFIN INVESTMENT GROUP (CR)	---	---	---	---	---	---	---	794,474
MOHBOR	MOTOR OIL (CR)	1,500	---	---	---	---	---	---	491,612
MYTILBOR	MYTILINEOS (CR)	2,000	---	---	---	---	---	---	555,856
ETEBOR	NATIONAL BANK (CR)	31,288	---	---	1,000	2.65%	---	---	6,294,206
OPAPBOR	OPAP (CR)	53,652	---	---	---	---	---	---	1,321,523
HTOBOR	OTE (CR)	27,586	---	---	---	---	---	---	2,414,897
PPABOR	P.P.A. S.A. (CR)	1,464	---	---	---	---	---	---	66,287
TPEIRBOR	PIRAEUS FINANCIAL HOLD (CR)	66,703	---	---	---	---	8,000	10.00%	7,401,991
PLAISBOR	PLAISIO COMPUTERS SA (CR)	---	---	---	---	---	---	---	100
PPCBOR	PPC (CR)	2,000	---	---	---	---	---	---	2,644,569
QUALBOR	QUALITY & RELIABILITY SA (CR)	---	---	---	---	---	---	---	---
QUESTBOR	QUEST HOLDINGS (CR)	---	---	---	---	---	---	---	6,331
TENERGYBOR	TERNA ENERGY (CR)	17,550	---	---	3,000	2.65%	---	---	104,190

Stock Lending Notes

[1] - Multilateral contracts Lending or Borrowing as per Methods 8-1, 8-2 and 8-3-3 (According to ATHEX BoD Resolution No.17)

[2] - Bilateral Contracts Lending or Borrowing as per Methods 8-3-1 and 8-3-2 (According to ATHEX BoD Resolution No.20)

[3] - The information concerning OTC Stock Borrowing Transactions is based on the statements of the Dematerialised Securities System (DSS) operators involved and refers to volumes that have been registered up until the previous working day.

[4] - Average Price (Volume weighted)

[5] - The Data concerning Open Interest before the start of trading session

Lending Products	Underlying Title	Open Interest[5]	Multilateral Transactions[1]				Bilateral Transactions[2]		Stock Borrowing through OTC (volume)[3]	
			Volume(Offered)	Average Weighted	Transactions volume	Average Weighted	Transactions Volume	Average Weighted	Transactions Volume	
TITCBOR	TITAN CEMENT (CB)	10,800	---	---	---	---	---	---	222,850	
VIOBOR	VIOHALCO SA/NV (CB)	7,447	---	---	---	---	---	---	---	

Stock Lending Notes

[1] - Multilateral contracts Lending or Borrowing as per Methods 8-1, 8-2 and 8-3-3 (According to ATHEX BoD Resolution No.17)

[2] - Bilateral Contracts Lending or Borrowing as per Methods 8-3-1 and 8-3-2 (According to ATHEX BoD Resolution No.20)

[3] - The information concerning OTC Stock Borrowing Transactions is based on the statements of the Dematerialised Securities System (DSS) operators involved and refers to volumes that have been registered up until the previous working day.

[4] - Average Price (Volume weighted)

[5] - The Data concerning Open Interest before the start of trading session

Sectors codification for listed companies

12003 -	ETF	10101010	Computer Services
10101015	Software	10102030	Computer Hardware
15101010	Telecommunications Equipment	15102015	Telecommunications Services
20101010	Health Care Facilities	20101025	Health Care Services
20102010	Medical Equipment	20103015	Pharmaceuticals
30101010	Banks	30202000	Diversified Financial Services
30202010	Asset Managers & Custodians	30202015	Investment Services
30302010	Full Line Insurance	30302015	Insurance Brokers
30302025	Property and Casualty Insurance	35101010	Real Estate Holding and Development
35101015	Real Estate Services	35102000	Diversified REITs
35102030	Office REITs	40201040	Rental & Leasing Services: Consumer
40202010	Home Construction	40202015	Household Furnishings
40202020	Household Appliance	40203040	Electronic Entertainment
40203045	Toys	40204020	Clothing & Accessories
40301010	Entertainment	40301030	Publishing
40301035	Radio & TV Broadcasters	40401010	Diversified Retailers
40401020	Apparel Retailers	40401025	Home Improvement Retailers
40401030	Specialty Retailers	40501010	Airlines
40501015	Travel & Tourism	40501020	Casinos & Gambling
40501025	Hotels & Motels	45101015	Distillers & Vintners
45101020	Soft Drinks	45102010	Farming Fishing Ranching & Plantations
45102020	Food Products	45103010	Tobacco
45201010	Food Retailers & Wholesalers	45201020	Personal Products
50101010	Construction	50101030	Cement
50101035	Building Materials: Other	50202010	Electrical Components
50203000	Diversified Industrials	50203015	Plastics
50203030	Containers & Packaging	50204000	Machinery: Industrial
50204020	Machinery: Construction & Handling	50205010	Industrial Suppliers
50205020	Back Office Support HR & Consulting	50205030	Forms & Bulk Printing Services
50206015	Commercial Vehicles & Parts	50206030	Marine Transportation
50206060	Transportation Services	55101000	Diversified Materials
55101020	Textile Products	55102000	General Mining
55102010	Iron & Steel	55102015	Metal Fabricating
55102035	Aluminum	60101000	Integrated Oil & Gas
60101020	Oil Refining and Marketing	65101010	Alternative Electricity
65101015	Conventional Electricity	65102030	Water



ATHEX
Athens Stock Exchange

Λεωφ. Αθηνών 110 104 42 Αθήνα
110, Athinon Ave. GR 104 42 Athens
tel. (+30)210-33.66.800, fax (+30)210-33.66.101
www.athexgroup.gr