

22

**Ημερήσιο Δελτίο
Συναλλακτικής Δραστηριότητας**

Daily Official List
of Trading Activity

Wednesday, 16 March, 2022

Year: 143 Trading Day No: 51



ATHEXGROUP
Athens Exchange Group

Disclaimer:

Hellenic Exchanges-Athens Stock Exchange S.A endeavours to ensure that the data and other material ("Information") presented on the Daily Official List are accurate and complete, but it is not liable for any errors or omissions of data or /and for the accuracy, credibility, updating and completeness of the aforesaid information nor it has any liability arising directly or indirectly from the use of the above Information.

The Company is not liable for the accuracy of the data included in listed companies' announcements. Only the sender of such an announcement is fully and solely liable for any infringement of third party's rights from the content of such announcement. All contents of the Daily Official List are provided only for information purposes and do not constitute investment advice or solicitation to invest in securities or other products listed for trading on the Exchange.

You acknowledge and agree that the Company is the owner of any property rights related to any Information appearing on the Daily Official List including intellectual property rights copyright, trademarks, etc.

The above data are a property of the Hellenic Exchanges-Athens Exchange and are copyright protected. Users are forbidden to reproduce, modify, copy, sale, transmit or redistribute, by all reproduction means and methods, part or the whole of the above data, without reference to their source.

The commercial exploitation of these data is, also, forbidden by third parties. Hellenic Exchanges-Athens Exchange does not carry any responsibility, direct or indirect, derived from usage or accidental alteration of the above data when used by third parties.

Hellenic Exchanges – Athens Stock Exchange S.A.

110 Athinon Ave.,10442 Athens, Tel: (210) 33.66.800, Fax: (210) 32.13.938

www.athexgroup.gr

Thessalonica Stock Exchange Center (T.S.E.C)

16-18 Katouni Str., Thessalonica 546 25 Tel: (2310) 567.667, Fax: (2310) 530.545

Athex Members Guarantee Fund

14-16 Fidiou Str., Athens 106 78, Tel: (210) 33.04.682, Fax: (210) 33.04.155

Hellenic Republic Capital Market Commission

1 Kolokotroni Str. & 1 Stadiou Str., Athens 10562 Tel: (210) 33.77.100 Fax: (210) 33.77.173

Table of Contents

Section 1: Statistical Figures of Securities, Derivatives and Lending

Summary of Markets

Athex Indices

Analytic Figures for Athex Market's Boards and Categories

Trading Details by Athex Sectors and Financial Instruments (ETFs)

Top 10 best & worst performing Shares

Derivatives Summary

Section 2: Analytic Figures of Shares Transactions

Analytic Figures of Shares Transactions

Shares' Notes

Section 3: Figures of Securities Transactions

Securities Blocks Details

Shares Rights Details

Stock Borrowing

Forced Sales Details

Forced Sales Registered Shares

Exchange Traded Funds (ETFs) Characteristics

Section 5: Bonds traded in Fixed Income Assets Market

Convertible Corporate Bonds - Regulated Market

Non Convertible Corporate Bonds - Regulated Market

Government Bonds

Treasury Bills & Zero Coupon Government Bonds

Government Bonds Traded with the Open Outcry Method

State Banks Bonds

Section 6: Additional Infos

Athex & ATHEXClear Members List

List of Stocks under Market Making operations

Section 7: Derivatives Market Analytic Figures

Index Futures

Stock Futures

Index Options

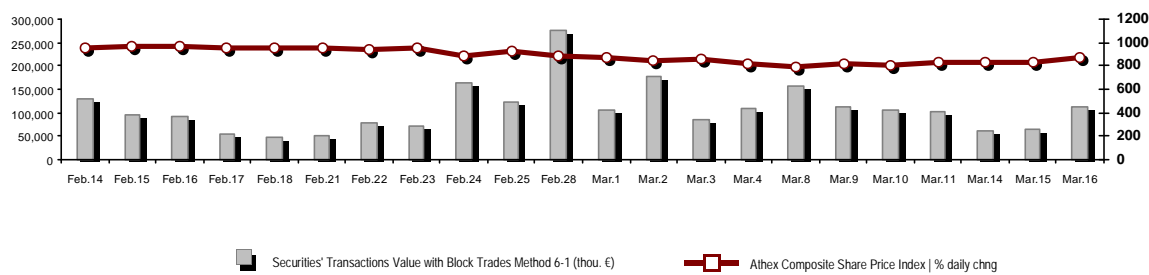
Stock Options

Stock Lending Analytic Figures

Appendix A: Sectors codification for listed companies

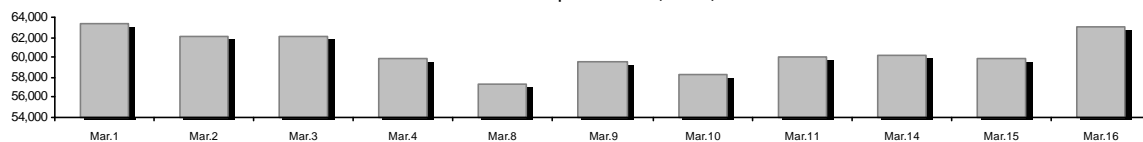
Summary of Markets

Athex Composite Share Price Index vs Shares and Derivatives Transactions Value

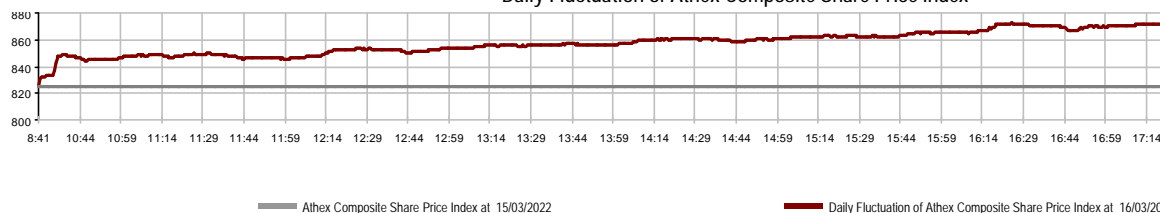


Athex Capitalisation (mill. €)**:	62,994.56		Derivatives Total Open Interest	343,468
Daily change: mill. € %	3,126.32	5.22%	in Index Futures % daily chng	2,859 -3.80%
Yearly Avg Capitalisation: mill. € % chng prev year Avg	67,113.62	10.23%	in Stock Futures % daily chng	338,372 4.43%
Athex Composite Share Price Index % daily chng	871.99	5.68%	in Index Options % daily chng	1,135 0.00%
Athex Composite Share Price Index Capitalisation (mill. €)	57,037.11		in Stock Options % daily chng	1,102 0.00%
Daily change (mill. €)	3,075.35			
Securities' Transactions Value with Block Trades Method 6-1 (t)	111,318.20		Derivatives Contracts Volume:	162,253
Daily change: %	45,425.36	68.94%	Daily change: pieces %	36,731 29.26%
YTD Avg Trans. Value: thou. € % chng prev year Avg	93,641.06	34.06%	YTD Avg Derivatives Contracts % chng prev year Avg	44,451 -6.75%
Blocks Transactions Value of Method 6-1 (thou. €)	10,090.19		Derivatives Trades Number:	6,022
Blocks Transactions Value of Method 6-2 & 6-3 (thou. €)	88.04		Daily change: number %	2,082 52.84%
Bonds Transactions Value (thou.€)	1,495.11		YTD Avg Trades number % chng prev year Avg	2,495 17.91%
Securities' Transactions Volume with Block Trades Method 6-1 (tho)	47,343.81		Lending Total Open Interest	361,251
Daily change: thou. pieces %	19,271.86	68.65%	Daily change: pieces %	-6,764 -1.84%
YTD Avg Volume: % chng prev year Avg	42,514.48	24.32%	Lending Volume (Multilateral/Bilateral)	30,959
Blocks Transactions Volume of Method 6-1 (thou. Pieces)	2,347.51		Daily change: pieces %	-10,697
Blocks Transactions Volume of Method 6-2 & 6-3 (thou. Pieces)	32.00		Multilateral Lending	30,959
Bonds Transactions Volume	1,544,000		Bilateral Lending	0
Securities' Trades Number with Block Trades Method 6-1	45,912		Lending Trades Number:	16
Daily change: number %	14,463	45.99%	Daily change: %	-4
YTD Avg Trades number % chng prev year Avg	37,158	24.14%	Multilateral Lending Trades Number	16
Number of Blocks Method 6-1	12		Bilateral Lending Trades Number	0
Number of Blocks Method 6-2 & 6-3	1			
Number of Bonds Transactions	169			

Athex Capitalisation (mill. €)**



Daily Fluctuation of Athex Composite Share Price Index



Athex Indices

Index name	16/03/2022	15/03/2022	pts.	%	Min	Max	Year min	Year max	Year change
Athex Composite Share Price Index	871.99 #	825.16	46.83	5.68%	825.16	872.32	788.83	973.27	-2.39% €
Athex ESG Index	992.40 #	932.55	59.85	6.42%	932.55	992.40	888.47	1,131.24	-2.08% €
FTSE/Athex Large Cap	2,103.52 #	1,976.51	127.01	6.43%	1,976.51	2,103.52	1,884.54	2,384.15	-2.11% €
FTSE/Athex Mid Cap Index	1,519.16 #	1,477.56	41.60	2.82%	1,477.56	1,519.16	1,396.00	1,615.19	1.83% #
FTSE/ATHEX-CSE Banking Index	473.25 #	430.16	43.09	10.02%	430.16	473.25	382.96	569.66	8.76% #
FTSE/ATHEX High Dividend Yield Index	2,933.99 #	2,826.95	107.04	3.79%	2,826.95	2,945.60	2,762.75	3,292.03	-5.48% €
FTSE/ATHEX Global Traders Index Plus	2,347.12 #	2,278.64	68.48	3.01%	2,278.64	2,351.26	2,205.66	2,580.30	-1.11% €
FTSE/ATHEX Mid & Small Cap Factor-Weighted Ind	4,545.99 #	4,453.32	92.67	2.08%	4,453.13	4,557.41	4,269.17	4,966.14	-2.62% €
ATHEX Select Index Plus	3,287.16 #	3,160.92	126.24	3.99%	3,160.92	3,287.16	2,990.50	3,578.04	-2.89% €
ATHEX Select Index	4,455.10 #	4,320.62	134.48	3.11%	4,320.62	4,469.49	4,076.44	4,953.99	-2.88% €
FTSE/Athex Market Index	509.34 #	480.17	29.17	6.07%	480.17	509.62	457.78	586.15	-5.00% €
Athex Composite Index Total Return Index	1,499.44 #	1,418.93	80.51	5.67%	1,418.93	1,500.01	1,356.45	1,673.61	-2.19% €
FTSE/Athex Large Cap Total Return	3,278.24 #	3,080.30	197.94	6.43%			2,944.22	3,702.87	-1.91% €
FTSE/Athex Mid Cap Total Return	1,952.38 #	1,898.92	53.46	2.82%			1,809.60	2,064.38	1.83% #
FTSE/ATHEX-CSE Banking Total Return Index	407.49 #	370.39	37.10	10.02%			337.43	485.90	8.77% #
Hellenic Mid & Small Cap Index	1,354.76 #	1,302.78	51.98	3.99%	1,302.78	1,354.86	1,243.70	1,451.84	-1.33% €
FTSE/Athex Banks	625.28 #	568.35	56.93	10.02%	568.35	625.28	505.99	752.66	8.76% #
FTSE/Athex Insurance	3,020.11 ~	3,020.11	0.00	0.00%	3,012.16	3,020.11	1,994.86	3,171.11	51.39% #
FTSE/Athex Financial Services	747.01 #	719.80	27.21	3.78%	719.80	747.01	691.33	831.60	-0.27% €
FTSE/Athex Industrial Goods & Services	3,613.42 #	3,496.55	116.87	3.34%	3,496.55	3,633.32	3,365.52	3,930.81	-3.17% €
FTSE/Athex Retail	51.00 #	49.10	1.90	3.87%	49.10	51.03	45.69	57.51	3.62% #
FTSE/ATHEX Real Estate	4,415.80 #	4,219.81	195.99	4.64%	4,219.81	4,435.03	3,948.68	5,179.83	-8.24% €
FTSE/Athex Consumer Goods & Services	7,736.25 #	7,540.38	195.87	2.60%	7,540.38	7,783.29	7,260.09	8,381.33	6.56% #
FTSE/Athex Food & Beverage	7,715.37 #	7,338.46	376.91	5.14%	7,261.00	7,789.29	6,714.13	12,058.75	-31.92% €
FTSE/Athex Basic Resources	7,181.03 #	6,915.54	265.49	3.84%	6,915.54	7,183.38	6,227.37	8,197.29	-2.93% €
FTSE/Athex Construction & Materials	2,814.82 #	2,682.72	132.10	4.92%	2,682.72	2,817.10	2,533.53	3,209.28	-5.51% €
FTSE/Athex Energy	3,562.69 #	3,433.01	129.68	3.78%	3,433.01	3,562.69	3,339.51	3,854.94	3.46% #
FTSE/Athex Travel & Leisure	2,007.54 #	1,901.54	106.00	5.57%	1,901.54	2,007.54	1,858.00	2,197.16	2.26% #
FTSE/Athex Technology	2,159.25 #	2,055.74	103.51	5.04%	2,055.50	2,173.50	1,912.15	2,281.35	0.58% #
FTSE/Athex Telecommunications	4,639.54 #	4,391.76	247.78	5.64%	4,391.76	4,746.71	4,377.01	5,159.73	2.07% #
FTSE/Athex Utilities	4,710.64 #	4,459.03	251.61	5.64%	4,459.03	4,710.64	4,203.53	5,208.71	-8.55% €
FTSE/Athex Health Care	458.52 #	451.72	6.80	1.51%	451.72	489.08	418.89	611.35	-17.01% €
FTSE/Athex Personal Products	7,698.68 #	7,380.29	318.39	4.31%	7,380.29	7,702.69	6,680.63	8,868.58	-11.76% €
Athex All Share Index	220.79 #	209.83	10.96	5.22%	220.79	220.79	200.98	248.43	-4.03% €
Hellenic Corporate Bond Index	119.88 €	119.92	-0.04	-0.04%			119.78	127.89	-6.18% €
Hellenic Corporate Bond Price Index	88.99 #	88.96	0.03	0.03%			88.90	95.40	-6.70% €

Note 1: FTSE/Med 100, Hellenic Corporate Bond Price Index and Hellenic Corporate Bond Index closing prices refer to the previous trading day of 14/03/2022.

Note 2: The Hellenic Mid & Small Cap Index is a Customized index calculated by the Athens Exchange.

Analytic Figures for Athex Market's Boards and Categories

	Total Traded Securities	Main Market	Surveillance	Exchange Traded Funds (ETFs)
Totals	125	115	9	1
Gain / Lose / Same:	105 / 11 / 9	97 / 9 / 9	7 / 2 / 0	1 / 0 / 0
Athex Capitalisation (mill. €) **	62,994.56	62,744.32	250.23	
Daily Average Trans/ons Value(thou.€)	93,641.06	93,436.64	264.46	14.99
Transactions Value	111,406.24	111,166.54	181.02	58.68
Main Board:	101,213.89	100,974.23	180.98	58.68
Blocks Board 6_2_3:	10,178.23	10,178.23	0.00	0.00
Forced Sales Board:	14.12	14.08	0.04	0.00
Special Terms Board:	0.00	0.00	0.00	0.00
Daily Average Transactions Volume	42,514,481	41,541,663	983,690	702
Transactions Volume	47,375,810	46,392,486	980,496	2,828
Main Board:	44,993,736	44,010,532	980,376	2,828
Blocks Board 6_2_3:	2,379,508	2,379,508	0	0
Forced Sales Board:	2,566	2,446	120	0
Special Terms Board:	0	0	0	0
Daily Average Number of Trades	37,158	36,854	301	3
Number of Trades	45,913	45,595	312	6
Main Board:	45,884	45,567	311	6
Blocks Board 6_2_3:	13	13	0	0
Forced Sales Board:	16	15	1	0
Special Terms Board:	0	0	0	0

Trading Details by Athex Sectors and Financial Instruments (ETFs)

Code	Sectors	Gain / Lose / Same	Number of Trades	Transactions Volume	Transactions Value	% of Total Trans. Value
3010	- Banks	6 / 0 / 0	16,874	37,033,599	48,710,321.03	43.72%
5510	- Basic Resources	12 / 2 / 0	1,663	570,677	1,455,215.09	1.31%
5010	- Construction & Materials	12 / 0 / 0	2,542	1,133,834	3,344,062.52	3.00%
4020	- Consumer Products & Services	7 / 1 / 0	1,652	264,875	2,109,861.65	1.89%
6010	- Energy	3 / 0 / 1	1,333	337,741	2,361,236.98	2.12%
12000	- Financial Instruments	1 / 0 / 0	6	2,828	58,683.84	0.05%
3020	- Financial Services	3 / 0 / 0	947	1,153,901	578,135.58	0.52%
4510	- Food Beverage & Tobacco	5 / 1 / 3	1,217	189,704	3,497,257.04	3.14%
2010	- Health Care	3 / 0 / 0	84	23,475	45,012.22	0.04%
5020	- Industrial Goods & Service	16 / 2 / 1	3,732	1,625,548	6,164,408.41	5.53%
3030	- Insurance	1 / 0 / 1	30	14,211	106,306.28	0.10%
4030	- Media	1 / 0 / 0	25	48,814	22,434.88	0.02%
4520	- Personal Care, Drug & Grocery Stores	2 / 1 / 0	310	89,653	595,643.43	0.53%
3510	- Real Estate	5 / 2 / 2	1,785	582,670	2,728,761.80	2.45%
4040	- Retail	6 / 0 / 1	664	153,357	497,333.48	0.45%
1010	- Technology	11 / 0 / 0	1,964	620,102	1,738,231.95	1.56%
1510	- Telecommunications	2 / 0 / 0	3,473	921,161	15,058,293.08	13.52%
4050	- Travel & Leisure	4 / 2 / 0	2,456	711,991	6,236,682.25	5.60%
6510	- Utilities	5 / 0 / 0	5,156	1,897,669	16,098,362.59	14.45%

Top 10 best & worst performing Shares

Main Market

With positive Price change	Closing price	change	With negative Price change	Closing price	change
KEKROPS SA (CR)	2.2	20.35% #	ALPHA REAL ESTATE SA(CR)	7.95	-4.79% Ⓔ
EUROBANK HOLDINGS (CR)	1.017	11.34% #	GEN. COMMERCIAL & IND.SA (CR)	1.21	-0.82% Ⓔ
NATIONAL BANK (CR)	3.15	10.88% #			
ALPHA SERVICES HOLD (CR)	1.125	9.01% #			
TERNA ENERGY (CR)	15.5	8.09% #			
CPI SA (CR)	0.82	7.90% #			
BYTE COMPUTER SA (CR)	2.97	7.61% #			
PIRAEUS FINANCIAL HOLD (CR)	1.403	7.59% #			
QUEST HOLDINGS (CR)	6.27	7.55% #			
REVOIL (CR)	1.21	7.08% #			

With the highest Transactions Value	Value (thou. €)	change	With the highest Transactions Volume	Volume	change
ALPHA SERVICES HOLD (CR)	15,515.01	9.01% #	EUROBANK HOLDINGS (CR)	14,192,816	11.34% #
OTE (CR)	15,019.85	5.67% #	ALPHA SERVICES HOLD (CR)	14,123,246	9.01% #
EUROBANK HOLDINGS (CR)	14,047.92	11.34% #	NATIONAL BANK (CR)	4,372,848	10.88% #
NATIONAL BANK (CR)	13,311.30	10.88% #	PIRAEUS FINANCIAL HOLD (CR)	4,166,352	7.59% #
TERNA ENERGY (CR)	10,059.67	8.09% #	MARFIN INVESTMENT GROUP (CR)	1,005,788	4.63% #
OPAP (CR)	5,917.30	5.67% #	OTE (CR)	916,729	5.67% #
PIRAEUS FINANCIAL HOLD (CR)	5,746.93	7.59% #	TERNA ENERGY (CR)	666,079	8.09% #
PPC (CR)	4,309.97	5.12% #	ADMIE (IPTO) HOLDING S.A. (CR)	625,343	4.05% #
MYTILINEOS (CR)	4,206.40	3.49% #	PPC (CR)	558,389	5.12% #
CC HBC AG (CR)	3,394.85	5.24% #	OPAP (CR)	475,982	5.67% #

Note: Stocks that are not included in the "Under Supervision" category, and the transactions value is more than 10,000 €.

Derivatives Summary

	Number of Trades	Volume	Open Interest
Index Futures	725	4,152	2,859
FTSE/Athex Banks	0	0	0
FTSE/Athex Large Cap	725	4,152	2,859
Stock Futures	5,281	157,901	338,372
ADMIE (IPTO) HOLDING S.A. (CR)	52	695	6,133
ALPHA SERVICES HOLD (CR)	845	45,430	105,739
CC HBC AG (CR)	125	392	2,007
CENERGY HOLDINGS (CB)	131	8,435	10,867
ELLAKTOR (CR)	129	9,757	11,908
EUROBANK HOLDINGS (CR)	460	15,693	35,950
EYDAP S.A. (CR)	15	159	379
FOURLIS (CR)	111	758	2,434
GEK TERNA (CR)	124	3,679	5,936
HELLENIC EXCHANGES-A.S.E. (CR)	120	489	1,718
HELLENIC PETROLEUM (CR)	34	79	1,750
INTRACOM HOLDINGS (CR)	146	2,495	5,705
JUMBO SA (CR)	53	457	1,131
LAMDA DEVELOPMENT SA (CR)	180	1,070	6,377
MARFIN INVESTMENT GROUP (CR)	49	10,942	32,501
MOTOR OIL (CR)	105	566	3,062
MYTILINEOS (CR)	417	3,344	7,995
NATIONAL BANK (CR)	800	18,271	33,375
OPAP (CR)	147	990	1,848
OTE (CR)	129	1,522	1,300
P.P.A. S.A. (CR)	34	594	698
PIRAEUS FINANCIAL HOLD (CR)	277	14,765	31,879
PPC (CR)	451	8,653	16,683
TERNA ENERGY (CR)	138	909	1,853
TITAN CEMENT (CB)	49	260	1,527
VIOHALCO SA/NV (CB)	160	7,497	7,617
Index Options	16	200	1,135
FTSE/Athex Large Cap	16	200	1,135
Stock Options	0	0	1,102
ALPHA SERVICES HOLD (CR)	0	0	250
NATIONAL BANK (CR)	0	0	658
OPAP (CR)	0	0	51
OTE (CR)	0	0	62
PIRAEUS FINANCIAL HOLD (CR)	0	0	11
PPC (CR)	0	0	70
Total Derivatives Traded	6,022	162,253	343,468

Number of Outstanding Securities	Nominal Value	Dividends [1]			Date of Last Coupon		Note	Shares	Closing price	% change	Previous closing price/date	Open price	Price min	Price max	Last price	Avg price	Last Bid [7]	Last Ask [7]	P/E after tax	Year	Volume	Trades	Transactions Value[8]	Company Mkt Value (thou. €)	Year low	Year high	Sector[4]
		2019	2020	2021	Dividend [2]	Right																					
5,867,311	0.300	--	--	--	11/08/2010	28/04/2017	5243	DIONIC (CR)	0.11	-- ↘	0.11	30/06/2020	--	--	--	--	--	--	--	--	--	--	--	645.40	0.11	0.11	50205010
66,948,210	0.300	--	--	--	22/09/2015	22/09/2015	5179	FOLLI FOLLIE (CR)	4.8	-- ↘	4.8	24/05/2018	--	--	--	--	--	--	--	--	--	--	--	321,351.41	4.8	4.8	40401030
12,417,000	0.310	--	--	--	27/08/2019	28/08/2017	5233	MLS MULTIMEDIA SA (CR)	0.57	-- ↘	0.57	12/05/2020	--	--	--	--	--	--	--	--	--	--	--	7,077.69	0.57	0.57	10101015
33,301,715	0.320	--	--	--	27/06/2003	08/07/2009	5241	AEGEK (CR)	0.035	-- ↘	0.035	25/06/2020	--	--	--	--	--	--	--	--	--	--	--	1,165.56	0.035	0.035	50101010
4,737,503	0.320	--	--	--	22/06/2005	22/09/2015	5115	VARANGIS AVEPE S.A. (CR)	0.11	-- ↘	0.11	02/03/2022	--	--	--	--	--	--	--	--	--	--	--	521.13	0.11	0.11	40202015
77,126,446	0.340	--	--	--	23/05/2005	18/08/2011	5206	G.E. DIMITRIOU (CR)	0.0125	-- ↘	0.0125	30/04/2019	--	--	--	--	--	--	--	--	--	--	--	964.08	0.0125	0.0125	40202020
7,085,888	1.59	--	--	--	02/07/1996	06/09/2010	5216	ELVIEK (CR)	2.6	-- ↘	2.6	30/09/2019	--	--	--	--	--	--	--	--	--	--	--	18,423.31	2.6	2.6	35101010
25,179,640	0.600	--	--	--	08/08/1994	19/09/2000	5191	J.BOUTARIS & SON (CR)	0.026	-- ↘	0.026	01/10/2018	--	--	--	--	--	--	--	--	--	--	--	742.45	0.026	0.026	45101015
1,540,000	0.600	--	--	--	08/08/1994	19/09/2000	5192	J.BOUTARIS & SON (PR)	0.057	-- ↘	0.057	01/10/2018	--	--	--	--	--	--	--	--	--	--	--	742.45	0.057	0.057	45101015

Suspension Status

Shares' Notes

Code	Note text
()	- Adjusted dividends.
*	- Last adjusted closing price.
[1]	- Net dividends.
[2]	- The "Date of Last Coupon" for New listings refers to the date company's stocks started to trade in Athex
[3]	- The Company Market Value is referred to the number of outstanding shares
[4]	- Sectors codification can be found in Appendix A
[5]	- The Market Value refers to the total number of shares listed (including their several classes) in the exchange by the company.
[6]	- P/E greater than 100
[7]	- Last view of the Order Book before the end of the trading session
[8]	- All Blocks Methods' Transactions Value are included.
4750	- Transfer to the Under Surveillance Category from 8/4/2011.
4912	- Transfer to the Surveillance Category as of 31/7/2012.
4955	- Transfer to the Surveillance Category as from 5/4/2013.
4957	- Transfer to the Surveillance Category as from 5/4/2013.
4958	- Transfer to the Surveillance Category as from 5/4/2013.
4959	- Transfer to the Surveillance Category as from 5/4/2013.
5093	- Transfer to the Surveillance Category as of 8/4/2015.
5112	- Transfer to the Surveillance Category as of 15/04/2016.
5115	- Transfer to the Surveillance Category as of 15/04/2016.
5141	- Transfer to the Surveillance Category as of 10/05/2017.
5160	- Transfer to the Surveillance Category as of 15/04/2016.
5162	- Transfer to the Under Supervision Category as of 21/12/2009.
5165	- Transfer to the Surveillance Category as of 15/02/2018.
5179	- Suspension of trading as of 25/05/2018.
5191	- Suspension of trading as of 02/10/2018.
5192	- Suspension of trading as of 02/10/2018.
5193	- Transfer to the Surveillance Category as of 25/10/2018.
5194	- Transfer to the Surveillance Category as of 25/10/2018.
5197	- Transfer to the Surveillance Category as of 07/11/2018.
5206	- Suspension of trading as of 02/05/2019.
5216	- Suspension of trading as of 01/10/2019.
5232	- Transfer to the Under Surveillance Category from 08/04/2011.
5233	- Suspension of trading as of 13/05/2020.
5241	- Suspension of trading as of 26/06/2020.
5243	- Suspension of trading as of 01/07/2020.
5245	- Transfer to the Surveillance Category as of 09/07/2020.
5246	- Transfer to the Surveillance Category as of 09/07/2020.
5248	- Transfer to the Surveillance Category as of 06/09/20116.
5253	- Transfer to the Surveillance Category as of 14/5/2021.

Securities Blocks Details

Securities	Block Volume	Price	Block Trade Value	Time of approval	Note
TERNA ENERGY (CR)	37,500	14.74	552,750.00	11:14:53	20
TERNA ENERGY (CR)	37,500	14.76	553,500.00	11:15:20	20
TERNA ENERGY (CR)	37,500	14.74	552,750.00	11:36:36	20
TERNA ENERGY (CR)	37,500	14.76	553,500.00	11:37:12	20
ADMIE (IPTO) HOLDING S.A. (CR)	97,000	2.27	220,190.00	11:42:45	20
NATIONAL BANK (CR)	32,000	2.75	88,041.60	12:08:53	14
ADMIE (IPTO) HOLDING S.A. (CR)	246,000	2.27	558,420.00	12:36:15	20
OTE (CR)	162,271	16.21	2,629,601.56	12:53:44	20
TERNA ENERGY (CR)	29,236	15.00	438,540.00	13:52:02	20
EUROBANK HOLDINGS (CR)	1,500,000	0.976	1,463,700.00	14:11:11	20
TERNA ENERGY (CR)	22,884	15.50	354,702.00	15:47:51	20
TERNA ENERGY (CR)	75,290	15.52	1,168,500.80	15:54:22	20
OTE (CR)	64,827	16.11	1,044,038.84	17:05:43	20

Blocks Notes

- 9 - Method 6-1 / Special Fees
- 10 - Method 6-1 / Special Fees, SDS
- 14 - Method 6-3 / Settlement, Incomplete Buy and Sell
- 18 - Method 6-2 / SPOT 1
- 19 - Method 6-2 / SPOT 2
- 20 - Method 6-1 and Method 6-1 Same Day Settlement
- 21 - Other Pre-agreed

Shares Rights Details

Occured date	Exercise from	Exercise until	Trading until	Rights	Price min	Price max	Closing price	Last Bid	Last Ask	Volume	Trades	Transactions Value
--------------	---------------	----------------	---------------	--------	-----------	-----------	---------------	----------	----------	--------	--------	--------------------

No Rights Transactions.

Forced Sales Details

Securities	Category of Security	Transactions Volume	Number of Trades	Transactions Value	Note
PROODEFTIKH SA (CR)	Stocks	120	1	39.60	1
HELLENIC PETROLEUM (CR)	Stocks	82	4	565.80	1
DOMIKI KRITIS SA (CR)	Stocks	478	1	278.20	1
DROMEAS SA (CR)	Stocks	413	2	135.88	1
TERNA ENERGY (CR)	Stocks	51	1	790.50	1
TITAN CEMENT (CB)	Stocks	927	1	11,606.04	1

Forced Sales Notes

- 1 - Compulsory Public Forced Sales
- 2 - Forced Sales of Fixed Registered Shares
- 3 - Forced Sales of Remaining Fractional Shares

Exchange Traded Funds (ETFs) Characteristics

	Transactions Date (T)	Creation / Redemption	Units (T-1)	New Units (T-1)	Redemption Units (T-1)	Units (T) [1]	Fund Assets [2]	Net Unit Price	Dividend per Unit	Dividend Date
ALPHA ETF FTSE Athex Large Cap	16/03/2022	5,000	882,175	---	---	882,175	17,584,170.00	19.9328	0.71	01/07/2021

ETFs Notes

[1] - Units (T) = Units (T-1) + New Units (T-1) - Redemption Units (T-1)

[2] - The Creation / Redemption Units of T-1 are included.

Non Convertible Corporate Bonds - Regulated Market

Num Listed Bonds	Nominal price	Issue price	Today's Rate	Exp. Date	Duration (years)	Note	Coupon		Trading Unit	Corporate Bonds	Accrued Int.	Yield.T.Mat	Price min	Price max	Closing price	Previous closing price/date	Volume	Transactions Value	Last order		Date	ear min	Year max	
							Common	Preferred											Price	Buy / Sell				
300,000	1,000.00	1,000.00	2.30	14/12/2028	7	---	1	---	1	GEK TERNA S.A. (Non Convertible)	6.0056	3.9670	90.8000	91.1000	90.9000	90.6000	15/03/2022	3,000	2,745.02	90.6000	B	16/03/2022	89.3899	100.0000
320,000	1,000.00	1,000.00	3.40	21/07/2027	7	---	4	---	1	LAMDA DEVELOPMENT S.A. (Non Convertible)	5.2889	3.6000	97.0000	98.4329	98.1600	97.0570	15/03/2022	211,000	206,894.64	96.8000	B	16/03/2022	93.0000	102.0000
200,000	1,000.00	1,000.00	2.10	27/10/2027	7	---	3	---	1	O.P.A.P. S.A. (Non Convertible)	8.2833	2.3500	97.7000	99.6618	98.3957	97.4680	15/03/2022	132,000	130,975.77	98.0001	B	16/03/2022	96.0000	101.7500
200,000	1,000.00	1,000.00	1.90	23/03/2028	7	---	2	---	1	MOTOR OIL CORINTH REFINERIES SA (Non Convertible)	9.2889	2.7510	95.0000	95.5000	95.2764	94.9730	15/03/2022	79,000	76,002.15	95.0002	B	16/03/2022	94.5000	99.2000
100,000	1,000.00	1,000.00	2.70	25/05/2026	5	---	2	---	1	COSTAMARE PARTICIPATIONS PLC (Non Convertible)	8.4750	3.5670	96.0000	96.9999	96.5087	96.4360	15/03/2022	23,000	22,391.92	96.5000	B	16/03/2022	95.3065	102.0000
300,000	1,000.00	1,000.00	2.30	20/07/2028	7	---	2	---	1	PRODEA REIC S.A.(Non Convertible)	3.6417	4.2120	89.2100	91.5976	89.9876	90.1430	15/03/2022	253,000	230,240.37	89.5800	B	16/03/2022	89.3428	98.1000
150,000	1,000.00	1,000.00	2.65	22/10/2026	5	---	1	---	1	CPLP SHIPPING HOLDINGS PLC (Non Convertible)	10.8208	3.8730	---	---	---	95.0000	15/03/2022	---	---	95.0000	B	16/03/2022	94.2138	100.0000
500,000	1,000.00	1,000.00	2.75	03/07/2027	7	---	4	---	1	GEK TERNA S.A. (Non Convertible)	5.6528	4.0280	93.2000	94.3000	93.5101	93.0000	15/03/2022	207,000	194,735.96	93.2500	B	16/03/2022	91.0000	99.0000
120,000	1,000.00	1,000.00	2.65	06/12/2028	7	---	1	---	1	NOVAL PROPERTY REIC (Non Convertible)	7.5083	4.2210	91.5100	91.5200	91.5106	94.8000	15/03/2022	33,000	30,446.28	92.0000	B	16/03/2022	91.5106	100.0000
175,000	1,000.00	1,000.00	3.40	26/07/2024	5	---	6	---	1	ATTICA HOLDINGS S.A. (Non Convertible)	4.8167	4.8220	96.0000	97.0000	96.0001	95.8000	15/03/2022	37,000	35,798.22	96.0000	B	16/03/2022	94.5217	99.4500
100,000	1,000.00	1,000.00	2.95	11/02/2027	5	---	1	---	1	SAFE BULKERS PARTICIPATIONS PLC (Non Convertible)	2.8681	3.7750	96.5000	96.5000	96.5000	95.0450	15/03/2022	18,000	17,421.63	94.5010	B	16/03/2022	94.5000	99.9990
200,000	1,000.00	1,000.00	3.60	12/03/2026	7	---	7	---	1	AEGEAN AIRLINES S.A. (Non Convertible)	0.4000	3.7340	97.5000	98.5000	98.0833	98.2500	15/03/2022	12,000	11,774.80	98.0000	B	16/03/2022	95.8165	101.3000
150,000	1,000.00	1,000.00	2.60	22/10/2026	7	---	5	---	1	TERNA ENERGY FINANCE S.A. (Non Convertible)	10.6167	3.3780	96.0000	96.0000	96.0000	95.0000	15/03/2022	40,000	38,824.67	95.8000	B	16/03/2022	92.9810	99.9900
120,000	1,000.00	1,000.00	3.95	04/04/2025	7	---	8	---	1	GEK TERNA S.A. (Non Convertible)	18.1042	3.3270	100.0500	100.7000	100.2725	100.0000	15/03/2022	138,000	140,874.38	100.0500	B	16/03/2022	99.3357	103.2000
90,000	1,000.00	1,000.00	3.00	11/05/2023	5	---	8	---	1	CORAL A.E. (Non Convertible)	10.5833	2.0580	100.8000	100.8000	100.8000	100.1000	15/03/2022	250,000	254,645.83	100.5000	B	16/03/2022	99.8036	102.0000
20,148	1,000.00	1,000.00	4.95	26/06/2023	5	---	8	---	1	B&F COMM. & GARM. INDUS. S.A. (Non Convertible)	11.1375	4.3900	---	---	---	99.6810	09/03/2022	---	---	99.0100	B	16/03/2022	99.0000	101.0000
100,000	1,000.00	1,000.00	2.80	25/01/2027	5	---	1	---	1	PREMIA S.A. (Non Convertible)	4.0444	4.5980	92.5010	93.0001	92.6989	93.6480	15/03/2022	90,000	83,943.59	92.5010	B	16/03/2022	92.2001	99.5000
250,000	1,000.00	1,000.00	2.45	16/11/2028	7	---	1	---	1	ELVALHALCOR S.A. (Non Convertible)	8.3028	3.1780	95.7500	95.8000	95.7971	93.3500	15/03/2022	18,000	17,392.93	96.2500	B	16/03/2022	90.5001	100.2900

Corporate Bonds Notes

Transactions Volume = (Pieces) * (Nominal Price). Transactions Value = (Pieces) * (Nominal Price) * (price %) + (Accrued interest).

The price of a Bond is stated as a percentage (%) of Bond's Nominal Price.

Nominal Price in Euros (€), except if it is noted differently.

Government Bonds

Number Listed Bonds	Nominal price	Today's Rate	Accrued Interest Calc	Exp. Date [1]	Duration (years)	Note	Coupons Date	Curr. coupon value	Trading Unit	Government Bonds	Price min	Price max	Closing price	Previous closing price/date	Volume	Transactions Value	Price	Last order Buy / Sell	Date
3,000,000	1,000.00	4.38	Actual/Actual	01/08/2022	5	---	01/08	4.38	1	GGB-FXD-010822-05Y-4.375-1.000	---	---	---	---	---	---	1.0000	B	28/11/2018
4,500,000	1,000.00	1.88	Actual/Actual	04/02/2035	15	---	04/02	1.88	1	GGB-FXD-040235-15Y-1.875-1.000	---	---	---	---	---	---	---	---	---
2,500,000	1,000.00	3.45	Actual/Actual	02/04/2024	5	---	02/04	3.45	1	GGB-FXD-020424-05Y-3.450-1.000	---	---	---	---	---	---	---	---	---
6,000,000	1,000.00	0.75	Actual/Actual	18/06/2031	10	---	18/06	0.75	1	GGB-FXD-180631-10Y-0.750-1.000	---	---	---	---	---	---	---	---	---
4,355,990,324	1.00	3.50	Actual/Actual	30/01/2023	5	---	01/02 - 31/01	3.50	1	GGB-FXD-300123-05Y-3.500-1.00	---	---	---	94.5720 13/07/2018	---	---	1.0000	B	28/11/2018
5,962,747,327	1.00	3.75	Actual/Actual	30/01/2028	10	---	/02 - 01/02 - 31/	3.75	1	GGB-FXD-300128-10Y-3.750-1.00	---	---	---	85.4610 13/07/2018	---	---	1.0000	B	28/11/2018
6,567,309,386	1.00	3.90	Actual/Actual	30/01/2033	15	---	/02 - 01/02 - 31/	3.90	1	GGB-FXD-300133-15Y-3.900-1.00	---	---	---	78.6730 13/07/2018	---	---	1.0000	B	28/11/2018
5,222,848,349	1.00	4.00	Actual/Actual	30/01/2037	19	---	/02 - 01/02 - 31/	4.00	1	GGB-FXD-300137-19Y-4.000-1.00	---	---	---	77.0370 13/07/2018	---	---	1.0000	B	28/11/2018
5,126,770,669	1.00	4.20	Actual/Actual	30/01/2042	24	---	/02 - 01/02 - 31/	4.20	1	GGB-FXD-300142-24Y-4.200-1.00	---	---	---	77.7640 13/07/2018	---	---	1.0000	B	28/11/2018
119,550,565	1.00	4.30	Actual/Actual	24/02/2023	11	---	24/02	4.30	1	GGB-FXD-240223-11Y-2.000-1.00	---	---	---	10.0000 22/06/2015	---	---	10.0000	B	11/07/2019
48,794,718	1.00	4.30	Actual/Actual	24/02/2024	12	---	24/02	4.30	1	GGB-FXD-240224-12Y-2.000-1.00	---	---	---	10.0000 22/06/2015	---	---	---	---	---
40,248,141	1.00	4.30	Actual/Actual	24/02/2025	13	---	24/02	4.30	1	GGB-FXD-240225-13Y-2.000-1.00	---	---	---	10.0000 22/06/2015	---	---	---	---	---
59,586,043	1.00	4.30	Actual/Actual	24/02/2026	14	---	24/02	4.30	1	GGB-FXD-240226-14Y-2.000-1.00	---	---	---	10.0000 22/06/2015	---	---	---	---	---
41,118,344	1.00	4.30	Actual/Actual	24/02/2027	15	---	24/02	4.30	1	GGB-FXD-240227-15Y-2.000-1.00	---	---	---	10.0000 22/06/2015	---	---	---	---	---
45,137,734	1.00	4.30	Actual/Actual	24/02/2028	16	---	24/02	4.30	1	GGB-FXD-240228-16Y-2.000-1.00	---	---	---	10.0000 22/06/2015	---	---	---	---	---
61,768,888	1.00	4.30	Actual/Actual	24/02/2029	17	---	24/02	4.30	1	GGB-FXD-240229-17Y-2.000-1.00	---	---	---	10.0000 22/06/2015	---	---	---	---	---
54,567,744	1.00	4.30	Actual/Actual	24/02/2030	18	---	24/02	4.30	1	GGB-FXD-240230-18Y-2.000-1.00	---	---	---	10.0000 22/06/2015	---	---	---	---	---
37,541,515	1.00	4.30	Actual/Actual	24/02/2031	19	---	24/02	4.30	1	GGB-FXD-240231-19Y-2.000-1.00	---	---	---	10.0000 22/06/2015	---	---	---	---	---
37,558,317	1.00	4.30	Actual/Actual	24/02/2032	20	---	24/02	4.30	1	GGB-FXD-240232-20Y-2.000-1.00	---	---	---	10.0000 22/06/2015	---	---	---	---	---
37,473,732	1.00	4.30	Actual/Actual	24/02/2033	21	---	24/02	4.30	1	GGB-FXD-240233-21Y-2.000-1.00	---	---	---	10.0000 22/06/2015	---	---	---	---	---
33,888,293	1.00	4.30	Actual/Actual	24/02/2034	22	---	24/02	4.30	1	GGB-FXD-240234-22Y-2.000-1.00	---	---	---	10.0000 22/06/2015	---	---	---	---	---
35,177,800	1.00	4.30	Actual/Actual	24/02/2035	23	---	24/02	4.30	1	GGB-FXD-240235-23Y-2.000-1.00	---	---	---	10.0000 22/06/2015	---	---	---	---	---
35,547,268	1.00	4.30	Actual/Actual	24/02/2036	24	---	24/02	4.30	1	GGB-FXD-240236-24Y-2.000-1.00	---	---	---	10.0000 22/06/2015	---	---	---	---	---
40,246,306	1.00	4.30	Actual/Actual	24/02/2037	25	---	24/02	4.30	1	GGB-FXD-240237-25Y-2.000-1.00	---	---	---	10.0000 22/06/2015	---	---	---	---	---
37,643,952	1.00	4.30	Actual/Actual	24/02/2038	26	---	24/02	4.30	1	GGB-FXD-240238-26Y-2.000-1.00	---	---	---	10.0000 22/06/2015	---	---	---	---	---
36,977,100	1.00	4.30	Actual/Actual	24/02/2039	27	---	24/02	4.30	1	GGB-FXD-240239-27Y-2.000-1.00	---	---	---	10.0000 22/06/2015	---	---	---	---	---
41,615,000	1.00	4.30	Actual/Actual	24/02/2040	28	---	24/02	4.30	1	GGB-FXD-240240-28Y-2.000-1.00	---	---	---	10.0000 22/06/2015	---	---	---	---	---
42,227,208	1.00	4.30	Actual/Actual	24/02/2041	29	---	24/02	4.30	1	GGB-FXD-240241-29Y-2.000-1.00	---	---	---	10.0000 22/06/2015	---	---	---	---	---
68,288,487	1.00	4.30	Actual/Actual	24/02/2042	30	---	24/02	4.30	1	GGB-FXD-240242-30Y-2.000-1.00	---	---	---	10.0000 22/06/2015	---	---	---	---	---
4,000,000	1,000.00	3.88	Actual/Actual	12/03/2029	10	---	12/03	3.88	1	GGB-FXD-120329-10Y-3.875-1.000	---	---	---	---	---	---	100.0000	B	15/10/2019
4,500,000	1,000.00	0.00	Actual/Actual	12/02/2026	5	---	12/02	0.00	1	GGB-FXD-120226-05Y-0.000-1.000	---	---	---	---	---	---	---	---	---
3,000,000	1,000.00	3.38	Actual/Actual	15/02/2025	7	---	15/02	3.38	1	GGB-FXD-150225-07Y-3.375-1.000	---	---	---	---	---	---	---	---	---
250,250	1,000.00	2.90	Actual/Actual	20/03/2023	4	---	20/03	2.90	1	GGB-FXD-200323-04Y-2.900-1.000	---	---	---	---	---	---	---	---	---
964,000	1,000.00	3.25	Actual/Actual	20/03/2025	6	---	20/03	3.25	1	GGB-FXD-200325-06Y-3.250-1.000	---	---	---	---	---	---	---	---	---

Government Bonds Notes

Transactions Volume = (Pieces) * (Nominal Price). Transactions Value = (Pieces) * (Nominal Price) * (price %) + (Accrued interest).

The Value of current coupon for the issues with NV 0.01 euro refers to NV 100 euros

FLR: Floating Interest Rate.

[1] - The Expiration Date of the interest bearing period and the Date for coupon payment.

Government Bonds

Number Listed Bonds	Nominal price	Today's Rate	Accrued Interest Calc	Exp. Date [1]	Duration (years)	Note	Coupons Date	Curr. coupon value	Trading Unit	Government Bonds	Price min	Price max	Closing price	Previous closing price/date	Volume	Transactions Value	Price	Last order Buy / Sell	Date
2,100,000	1,000.00	3.55	Actual/Actual	20/03/2026	7	---	20/03	3.55	1	GGB-FXD-200326-07Y-3.550-1.000	---	---	---	---	---	---	---	---	---
40,000	1,000.00	0.11	FLR Actual/360	16/09/2022	1	---	16/03 - 16/09	---	1	GGB-FLT-160922-01Y-0.108-1.000	---	---	---	---	---	---	---	---	---
5,500,000	1,000.00	1.50	Actual/Actual	18/06/2030	10	---	18/06	1.50	1	GGB-FXD-180630-10Y-1.500-1.000	---	---	---	---	---	---	---	---	---
5,364,250	1,000.00	3.25	Actual/Actual	20/03/2050	30	---	20/03	3.25	1	GGB-FXD-200350-30Y-3.250-1.000	---	---	---	---	---	---	---	---	---
2,424,361	1,000.00	2.00	Actual/Actual	22/04/2027	7	---	22/04	2.00	1	GGB-FXD-220427-07Y-2.000-1.000	---	---	---	---	---	---	99.9000	B	22/04/2020
2,500,000	1,000.00	1.88	Actual/Actual	23/07/2026	7	---	23/07	1.88	1	GGB-FXD-230726-07Y-1.875-1.000	---	---	---	---	---	---	---	---	---
3,500,000	1,000.00	1.88	Actual/Actual	24/01/2052	30	---	24/01	1.88	1	GGB-FXD-240152-30Y-1.875-1.000	---	---	---	---	---	---	---	---	---
3,000,000	1,000.00	1.75	Actual/Actual	26/01/2032	10	---	18/06	1.75	1	GGB-FXD-180632-10Y-1.750-1.000	---	---	---	---	---	---	---	---	---

Government Bonds Notes

Transactions Volume = (Pieces) * (Nominal Price). Transactions Value = (Pieces) * (Nominal Price) * (price %) + (Accrued interest).

The Value of current coupon for the issues with NV 0.01 euro refers to NV 100 euros

FLR: Floating Interest Rate.

[1] - The Expiration Date of the interest bearing period and the Date for coupon payment.

Treasury Bills & Zero Coupon Government Bonds

Issue Date	13-Week Maturity									26-Week Maturity							52-Week Maturity										
	Exp. Date	Initial Rate	Num Listed Bonds	Nominal price	Issue price	Last Trade Price	Last Trade Date	Volume Traded	Note	Exp. Date	Initial Rate	Num Listed Bonds	Nominal price	Issue price	Last Trade Price	Last Trade Date	Volume Traded	Note	Exp. Date	Initial Rate	Num Listed Bonds	Nominal price	Issue price	Last Trade Price	Last Trade Date	Volume Traded	Note
11/06/2021	---	---	---	---	---	---	---	---	---	---	---	---	---	---	---	---	---	---	10/06/2022	-0.31	1,600,000	1,000.00	1,003.10	---	---	---	---
10/09/2021	---	---	---	---	---	---	---	---	---	---	---	---	---	---	---	---	---	---	09/09/2022	-0.31	1,000,000	1,000.00	1,003.14	---	---	---	---
10/12/2021	---	---	---	---	---	---	---	---	---	---	---	---	---	---	---	---	---	---	09/12/2022	-0.40	600,000	1,000.00	1,004.06	---	---	---	---

Bonds in Circulation	Currency / Min nominal traded Value	Coupons Payment Date	Current Coupon Value	Note	Coupon	Trading Unit	Issue Date	Duration (years)	Today's Interest	A.I.C in days	Bonds	Last price of previous days		Last Outcry in Cash (euro)			Trades in Pieces	Life min	Life Max
												Price	Buy / Sell	Price	Buy / Sell	Date			
Corporate Bonds in Foreign Currency and Euro																			
103,746	GBP / 10	01/12	0.25	---	63	1	01/12/1930	98	2.5	360	National Mortgage Bank	2.27	05/02/1996	2.27	S	05/02/1996	---	2.27	2.27
0	GBP / 10	01/12	0.25	---	65	1	01/12/1928	100	2.5	360	National Mortgage Bank	---	---	---	---	---	---	---	---

Government Bonds Notes

A.I.C: Accrued Interest Calculation base.

FLR: Floating Interest Rate.

The minimum tradeable Nominal Value for all Demeterialised Government Titles is 100 Euros.

(μτφρ-0)

Athex & ATHEXClear Members List

Member Name				Stock Market			Derivatives Market		ATHEXClear Member	
	Address	Phone	Fax	Market Member	Remote Member	Market Maker	Proprietary	Market Maker	General Clearing	Direct Clearing
A. SARRIS SECURITIES S.A.				a						
6, ΔΡΑΓΑΤΣΑΝΙΟΥ 6 ΑΘΗΝΑ	2103367700									
AEONIC SECURITIES C.I.F. P.L.C.				a	a					
, ΛΑΪΟΥ 6, ΓΡ. 301B, ANNA COURT	35725337600									
ALPHA BANK S.A.									a	
, ΣΤΑΔΙΟΥ 40 ΑΘΗΝΑ	2103260000									
ALPHA FINANCE INVESTMENT SERVICES SINGLE MEMBER SA				a		a	a	a		a
5, ΜΕΡΛΙΝ 5 ΑΘΗΝΑ	2103677400									
ARGUS STOCKBROKERS LTD				a	a		a			
25, 25 ΛΕΩΦΟΡΟΣ ΔΗΜΟΣΘΕΝΗ ΣΕΒΕΡΗ	0035722717000									
ATLANTIC SECURITIES LTD				a	a					
37, ΠΡΟΔΡΟΜΟΥ 37	0035722445400									
AXON SECURITIES S.A.				a			a			
48, ΣΤΑΔΙΟΥ 48 ΑΘΗΝΑ	2103363800									
BETA SECURITIES S.A.				a		a	a			a
29, Λ. ΑΛΕΞΑΝΔΡΑΣ 29 ΑΘΗΝΑ	2106478930									
BNP PARIBAS SECURITIES SERVICES									a	
2, ΛΑΜΨΑΚΟΥ 2 ΑΘΗΝΑ	2107468500									
BOFA SECURITIES EUROPE SA				a	a					
, 112 AVENUE KL'BER 75116	+33 153655555									
CAPITAL SECURITIES S.A.				a			a			
58, ΜΗΤΡΟΠΟΛΕΩΣ 58 ΑΘΗΝΑ	2103369700									
CFS SECURITIES INVESTMENT SERVICES S.A.				a						
3, ΠΑΠΑΡΡΗΓΟΠΟΥΛΟΥ 3 ΑΘΗΝΑ	2103360800									
CITIGROUP GLOBAL MARKETS EUROPE AG				a	a					
16, REUTERWEG 16 FRANKFURT	+49 691366-0									
CITIGROUP GLOBAL MARKETS LIMITED				a						
1, 33 CANADA SQUARE - CANARY WHARF	+44 02079864000									
CREDIT SUISSE BANK (EUROPE), S.A.				a	a					
, CALLE AYALA 42, 3A PLANTA-B MADRID	+34917916000									
CREDIT SUISSE SECURITIES (EUROPE) LIMITED				a						
1, ONE CABOT SQUARE LONDON	+44 2078888888									
CYCLOS SECURITIES S.A.				a			a			
39, ΠΑΝΕΠΙΣΤΗΜΙΟΥ 39 ΑΘΗΝΑ	2103364300									
DEUTSCHE BANK S.A.					a					
1, GREAT WINCHESTER STREET LONDON	+44 20 754 54209	00441133361437								
EUROBANK EQUITIES INVESTMENT FIRM S.A				a		a	a	a		a
, ΦΙΛΕΛΗΝΩΝ 10 & ΞΕΝΟΦΩΝΤΟΣ 13 ΑΘΗΝΑ	2103720425									
EUROBANK S.A.									a	
, ΟΘΩΝΟΣ 8 ΑΘΗΝΑ	2103337000									
EUROCORP INVESTMENT SERVICES S.A.				a			a			a
14, ΠΛ.ΦΙΛΙΚΗΣ ΕΤΑΙΡΕΙΑΣ 14 ΑΘΗΝΑ	2107263600									
EUROTRUST INVESTMENT FIRM SA				a						
113, ΣΕΒΑΣΤΟΥΠΟΛΕΩΣ 113 ΑΘΗΝΑ	2103363100									
EUROXX SECURITIES S.A.				a		a	a	a		a
7, ΠΑΛΑΙΟΛΟΓΟΥ ΧΑΛΑΝΔΡΙ	(210)-6879400	(210)-6879401								
7, ΠΑΛΕΟΛΟΓΟΥ ΧΑΛΑΝΔΡΙ	+30 2106879400	210-6879401								
G. A. PERVANAS SECURITIES- INVESTMENT SERVICES S.A.				a						
7-9, ΣΟΦΟΚΛΕΟΥΣ 7-9 ΑΘΗΝΑ	2103727200									
GLOBAL CAPITAL SECURITIES & FINANCIAL SERVICES LTD				a	a					
50, ΛΑΡΧΙΕΠΙΣΚΟΠΟΥ ΜΑΚΑΡΙΟΥ Γ50	0035722710710									
HELLENIC AMERICAN SECURITIES S.A.				a		a	a			a
27, ΑΝΔΡΕΑ ΠΑΠΑΝΔΡΕΟΥ 27 ΜΑΡΟΥΣΙ	2103311100									
HELLENIC BANK (INVESTMENTS) LTD					a					
, ΑVE.ΚΥΡΙΑΚΟΥ ΜΑΤΣΙ 31 - ΡΟ BOX 24747 NICOSIA	+357 22500100	357 22500110								
HSBC CONTINENTAL EUROPE									a	
109-111, Λ.ΜΕΣΟΓΕΙΩΝ 109-111	2106960000									
INDEX SECURITIES S.A.				a						
6, ΔΡΑΓΑΤΣΑΝΙΟΥ 6 ΑΘΗΝΑ	2103213920									
J. CHR. MAVRIKIS SECURITIES S.A.				a						
5, ΣΟΦΟΚΛΕΟΥΣ 5 ΑΘΗΝΑ	2103216730									
ΚΑΡΡΑ SECURITIES S.A.				a			a			
15, ΒΑΛΑΩΡΙΤΟΥ 15 ΑΘΗΝΑ	2103678600									

Athex & ATHEXClear Members List

Member Name				Stock Market			Derivatives Market		ATHEXClear Member	
	Address	Phone	Fax	Market Member	Remote Member	Market Maker	Proprietary	Market Maker	General Clearing	Direct Clearing
KARAMANOF SECURITIES & INVESTMENT SERVICES S.A.				a						
2, ΠΛΑΓ.ΘΕΟΔΩΡΩΝ 2 ATHINA	2103212947									
LAIKI FINANCIAL SERVICES LTD					a					
26, AVE. VYRONOS NICOSIA	357 22367367	357 22718567								
LEON DEPOLAS SECURITIES S.A.				a		a	a			
1, ΧΡΗΣΤΟΥ ΛΑΔΑ 1 ATHINA	2103213276 -28									
MEGA EQUITY SECURITIES & FINANCIAL SERVICES PUBLIC LTD				a	a		a			
42-44, ΛΕΩΦ.ΓΡΙΒΑ ΔΙΓΕΝΗ 42-44	0035722711711									
MERIT SECURITIES S.A				a		a	a			a
5, ΣΟΦΟΚΛΕΟΥΣ 5 ATHINA	2103671880									
MERRILL LYNCH INTERNATIONAL				a						
2, 2 KING EDWARD STREET LONDON	+44 20276281000									
N. CHRYSOCHOIDIS SECURITIES S.A.				a			a			a
7-9, ΣΟΦΟΚΛΕΟΥΣ 7-9 ATHINA	2103213913									
NATIONAL BANK OF GREECE S.A.				a			a		a	
86, ΑΙΟΛΟΥ STR. ATHINA	(210)-3341000	(210)-3228187								
68, ΑΚΑΔΙΜΙΑΣ STR. ATHINA	(210)-3328817	(210)-3328678								
NATIONAL SECURITIES SINGLE MEMBER SA				a		a	a	a		
66, ΛΕΩΦΟΡΟΣ ΑΘΗΝΩΝ 128-132 & ΙΦΙΓΕΝΙΑΣ ATHINA	2103328784									
NUNTIUS BROKERAGE AND INVESTMENT SERVICES S.A				a						
6, ΔΡΑΓΑΤΣΑΝΙΟΥ 6 ATHINA	2103350599									
ONE PLUS CAPITAL LIMITED				a	a					
, 75 PRODROMOU AVENUE NICOSIA 1307	35722873760									
OPTIMA BANK S.A.				a		a	a	a	a	
32, ΑΙΓΙΑΛΕΙΑΣ 32 & ΠΑΡΑΔΕΙΣΟΥ MAROUSI	2108173663									
PANTELAKIS SECURITIES S.A.				a		a	a	a		
57, ΕΘΝΙΚΗΣ ΑΝΤΙΣΤΑΣΕΩΣ 57, ΚΤΙΠΙΟ Β CHALANDRI	2106965000									
PEGASUS SECURITIES S.A				a			a			
17, ΒΑΛΑΩΡΙΤΟΥ 17 & ΑΜΕΡΙΚΗΣ ATHINA	2103670700									
PIRAEUS BANK S.A.				a			a		a	
, ΑΜΕΡΙΚΗΣ 4 ATHINA	2103335000									
PIRAEUS SECURITIES S. A.				a		a	a	a		a
10, ΣΤΑΔΙΟΥ 10 ATHINA	2103354100									
PROCHOICE SECURITIES LTD				a	a					
57, ΛΕΩΦ.ΣΠΥΡΟΥ ΚΥΠΡΙΑΝΟΥ 57, ΑΚΙΝΗΤΑ Φ	035724661192									
SHARELINK SECURITIES & FINANCIAL SERVICES LTD				a			a			
6, HOUSE-ΘΕΟΤΟΚΗ 6 ΜΕΓΑΡΟ ΕΛΛΗΝΑ	+357 22554200									
SOCIETE GENERALE S.A.				a	a		a			
, 17 COURS VALMY, CEDEX	+157290504									
SOLIDUS SECURITIES S.A				a			a			a
64, ΛΟΥΙΖΗΣ ΠΙΑΝΚΟΥΡ 64 ATHINA	2106900600									
ST. EM. LAVRENTAKIS SECURITIES S.A.				a			a			
7-9, ΣΟΦΟΚΛΕΟΥΣ 7-9 ATHINA	2103213336									
THE CYPRUS INVESTMENT & SECURITIES CORPORATION LTD				a	a					
154, ΛΕΩΦ. ΚΥΡΗΝΕΙΑΣ	0035722121700									
UBS EUROPE SE				a	a					
, OPERNTURM, BOCKENHEIMER LANDSTRASSE 2-4	496921790									
UBS LIMITED					a					
1, FINSBURY AVENUE LONDON	+44 2075687135									

List of Stocks under Market Making operations

Securities	Market Maker	Start Market Making	Stock Category	Suspension Status
MLS MULTIMEDIA SA (CR)	PIRAEUS SECURITIES S. A.	01/08/2019		
ALPHA ETF FTSE Athex Large Cap	ALPHA FINANCE INVESTMENT SERVICES SINGLE MEMBER SA	02/01/1900	Exchange Traded Funds (ETFs)	
	NATIONAL SECURITIES SINGLE MEMBER SA	02/01/1900		
ADMIE (IPTO) HOLDING S.A. (CR)	EUROBANK EQUITIES INVESTMENT FIRM S.A	24/05/2021	Main Market	
	HELLENIC AMERICAN SECURITIES S.A.	09/03/2020		
	PIRAEUS SECURITIES S. A.	29/06/2017		
AEGEAN AIRLINES (CR)	EUROBANK EQUITIES INVESTMENT FIRM S.A	22/09/2020	Main Market	
ALPHA SERVICES HOLD (CR)	ALPHA FINANCE INVESTMENT SERVICES SINGLE MEMBER SA	29/02/2016	Main Market	
	EUROBANK EQUITIES INVESTMENT FIRM S.A	22/10/2006		
	HELLENIC AMERICAN SECURITIES S.A.	25/07/2014		
	LEON DEPOLAS SECURITIES S.A.	04/01/2016		
	MERIT SECURITIES S.A	03/09/2012		
	NATIONAL SECURITIES SINGLE MEMBER SA	02/01/1900		
	PIRAEUS SECURITIES S. A.	28/05/2009		
ANDROMEDA SA (CR)	BETA SECURITIES S.A.	15/02/2021	Main Market	
AS COMPANY SA (CR)	EUROBANK EQUITIES INVESTMENT FIRM S.A	01/04/2019	Main Market	
ATTICA BANK S.A. (CR)	EUROXX SECURITIES S.A.	22/01/2016	Main Market	
AUTOHELLAS SA (CR)	ALPHA FINANCE INVESTMENT SERVICES SINGLE MEMBER SA	01/07/2019	Main Market	
	EUROXX SECURITIES S.A.	02/07/2018		
AVAX S.A. (CR)	EUROBANK EQUITIES INVESTMENT FIRM S.A	14/12/2015	Main Market	
	PIRAEUS SECURITIES S. A.	01/02/2021		
AVE (CR)	EUROXX SECURITIES S.A.	05/06/2020	Main Market	
BRIQ PROPERTIES (CR)	EUROBANK EQUITIES INVESTMENT FIRM S.A	09/09/2019	Main Market	
	LEON DEPOLAS SECURITIES S.A.	22/02/2021		
BYTE COMPUTER SA (CR)	MERIT SECURITIES S.A	04/08/2008	Main Market	
CC HBC AG (CR)	BETA SECURITIES S.A.	08/03/2021	Main Market	
	NATIONAL SECURITIES SINGLE MEMBER SA	02/01/1900		
	PIRAEUS SECURITIES S. A.	04/05/2015		
CENERGY HOLDINGS (CB)	ALPHA FINANCE INVESTMENT SERVICES SINGLE MEMBER SA	02/01/2016	Main Market	
	EUROBANK EQUITIES INVESTMENT FIRM S.A	02/01/2016		
	OPTIMA BANK S.A.	14/03/2022		
CNL CAPITAL (CR)	MERIT SECURITIES S.A	01/10/2018	Main Market	
EKTER SA (CR)	EUROBANK EQUITIES INVESTMENT FIRM S.A	16/10/2017	Main Market	
	LEON DEPOLAS SECURITIES S.A.	21/05/2018		
ELASTRON (CR)	LEON DEPOLAS SECURITIES S.A.	20/02/2017	Main Market	
ELLAKTOR (CR)	ALPHA FINANCE INVESTMENT SERVICES SINGLE MEMBER SA	18/03/2019	Main Market	
	EUROBANK EQUITIES INVESTMENT FIRM S.A	01/06/2012		
	EUROXX SECURITIES S.A.	24/09/2018		
	NATIONAL SECURITIES SINGLE MEMBER SA	02/01/1900		
	PIRAEUS SECURITIES S. A.	22/10/2018		
ELTON SA (CR)	BETA SECURITIES S.A.	03/09/2012	Main Market	
	LEON DEPOLAS SECURITIES S.A.	01/04/2019		
ELVALHALCOR (CR)	ALPHA FINANCE INVESTMENT SERVICES SINGLE MEMBER SA	07/05/2018	Main Market	
	EUROBANK EQUITIES INVESTMENT FIRM S.A	07/05/2018		
ELVE SA (CR)	LEON DEPOLAS SECURITIES S.A.	02/11/2020	Main Market	
ENTERSOFT (CR)	EUROBANK EQUITIES INVESTMENT FIRM S.A	22/06/2020	Main Market	

List of Stocks under Market Making operations

Securities	Market Maker	Start Market Making	Stock Category
EUROBANK HOLDINGS (CR)			Main Market
ALPHA FINANCE INVESTMENT SERVICES SINGLE MEMBER SA		09/01/2006	
EUROBANK EQUITIES INVESTMENT FIRM S.A		01/06/2012	
HELLENIC AMERICAN SECURITIES S.A.		25/07/2014	
LEON DEPOLAS SECURITIES S.A.		30/11/2018	
MERIT SECURITIES S.A		06/11/2017	
NATIONAL SECURITIES SINGLE MEMBER SA		02/01/1900	
PIRAEUS SECURITIES S. A.		28/09/2009	
EYDAP S.A. (CR)			Main Market
ALPHA FINANCE INVESTMENT SERVICES SINGLE MEMBER SA		27/01/2020	
EUROBANK EQUITIES INVESTMENT FIRM S.A		10/06/2019	
FOURLIS (CR)			Main Market
EUROBANK EQUITIES INVESTMENT FIRM S.A		01/12/2016	
PIRAEUS SECURITIES S. A.		06/03/2017	
GEK TERNA (CR)			Main Market
BETA SECURITIES S.A.		08/03/2021	
EUROBANK EQUITIES INVESTMENT FIRM S.A		24/05/2021	
PIRAEUS SECURITIES S. A.		29/08/2019	
GR. SARANTIS S.A. (CR)			Main Market
BETA SECURITIES S.A.		14/05/2012	
EUROBANK EQUITIES INVESTMENT FIRM S.A		24/10/2016	
HELLENIC EXCHANGES-A.S.E. (CR)			Main Market
HELLENIC AMERICAN SECURITIES S.A.		01/09/2014	
NATIONAL SECURITIES SINGLE MEMBER SA		02/01/1900	
PIRAEUS SECURITIES S. A.		04/05/2015	
HELLENIC PETROLEUM (CR)			Main Market
HELLENIC AMERICAN SECURITIES S.A.		14/09/2015	
PIRAEUS SECURITIES S. A.		20/03/2017	
IDEAL HOLDINGS (CR)			Main Market
EUROBANK EQUITIES INVESTMENT FIRM S.A		07/06/2021	
PIRAEUS SECURITIES S. A.		07/06/2021	
IKTINOS HELLAS SA (CR)			Main Market
ALPHA FINANCE INVESTMENT SERVICES SINGLE MEMBER SA		01/04/2019	
EUROBANK EQUITIES INVESTMENT FIRM S.A		25/02/2019	
NATIONAL SECURITIES SINGLE MEMBER SA		02/01/1900	
INFORM P. LYKOS (CR)			Main Market
BETA SECURITIES S.A.		31/01/2022	
INTERCONTINENTAL (CR)			Main Market
LEON DEPOLAS SECURITIES S.A.		03/06/2019	
INTERWOOD-XYLEMPORIA (CR)			Main Market
EUROBANK EQUITIES INVESTMENT FIRM S.A		05/07/2021	
PANTELAKIS SECURITIES S.A.		01/07/2021	
INTRAKAT (CR)			Main Market
BETA SECURITIES S.A.		04/10/2021	
JUMBO SA (CR)			Main Market
BETA SECURITIES S.A.		01/02/2021	
EUROBANK EQUITIES INVESTMENT FIRM S.A		25/05/2020	
MERIT SECURITIES S.A		06/11/2017	
PIRAEUS SECURITIES S. A.		06/03/2017	
KARAMOLEGOS SA (CR)			Main Market
EUROXX SECURITIES S.A.		04/10/2019	
KLOUKINAS - LAPPAS SA (CR)			Main Market
BETA SECURITIES S.A.		22/09/2014	
KRI-KRI S.A. (CR)			Main Market
EUROBANK EQUITIES INVESTMENT FIRM S.A		07/05/2018	
LEON DEPOLAS SECURITIES S.A.		16/01/2017	
LAMDA DEVELOPMENT SA (CR)			Main Market
EUROBANK EQUITIES INVESTMENT FIRM S.A		08/12/2014	
PANTELAKIS SECURITIES S.A.		06/11/2017	
PIRAEUS SECURITIES S. A.		29/06/2017	
LAMPSA HOTEL SA (CR)			Main Market
LEON DEPOLAS SECURITIES S.A.		16/01/2017	
MARFIN INVESTMENT GROUP (CR)			Main Market
EUROBANK EQUITIES INVESTMENT FIRM S.A		23/03/2015	
PIRAEUS SECURITIES S. A.		02/02/2009	

List of Stocks under Market Making operations

Securities	Market Maker	Start Market Making	Stock Category
MOTOR OIL (CR)			Main Market
BETA SECURITIES S.A.		08/03/2021	
EUROBANK EQUITIES INVESTMENT FIRM S.A		22/10/2006	
LEON DEPOLAS SECURITIES S.A.		01/04/2019	
MERIT SECURITIES S.A		25/02/2019	
NATIONAL SECURITIES SINGLE MEMBER SA		02/01/1900	
PIRAEUS SECURITIES S. A.		04/05/2015	
MYTILINEOS (CR)			Main Market
ALPHA FINANCE INVESTMENT SERVICES SINGLE MEMBER SA		15/04/2019	
EUROBANK EQUITIES INVESTMENT FIRM S.A		20/09/2017	
MERIT SECURITIES S.A		25/02/2019	
NATIONAL SECURITIES SINGLE MEMBER SA		02/01/1900	
PIRAEUS SECURITIES S. A.		04/05/2015	
NATIONAL BANK (CR)			Main Market
ALPHA FINANCE INVESTMENT SERVICES SINGLE MEMBER SA		09/01/2006	
EUROBANK EQUITIES INVESTMENT FIRM S.A		22/10/2006	
HELLENIC AMERICAN SECURITIES S.A.		25/07/2014	
LEON DEPOLAS SECURITIES S.A.		20/05/2015	
MERIT SECURITIES S.A		03/09/2012	
NATIONAL SECURITIES SINGLE MEMBER SA		02/01/1900	
PIRAEUS SECURITIES S. A.		08/09/2008	
OPAP (CR)			Main Market
ALPHA FINANCE INVESTMENT SERVICES SINGLE MEMBER SA		09/01/2006	
EUROBANK EQUITIES INVESTMENT FIRM S.A		22/10/2006	
HELLENIC AMERICAN SECURITIES S.A.		25/07/2014	
MERIT SECURITIES S.A		20/03/2017	
NATIONAL SECURITIES SINGLE MEMBER SA		02/01/1900	
PIRAEUS SECURITIES S. A.		04/05/2015	
OTE (CR)			Main Market
ALPHA FINANCE INVESTMENT SERVICES SINGLE MEMBER SA		09/01/2006	
EUROBANK EQUITIES INVESTMENT FIRM S.A		22/10/2006	
HELLENIC AMERICAN SECURITIES S.A.		25/07/2014	
LEON DEPOLAS SECURITIES S.A.		20/04/2015	
MERIT SECURITIES S.A		20/03/2017	
NATIONAL SECURITIES SINGLE MEMBER SA		02/01/1900	
PIRAEUS SECURITIES S. A.		08/09/2008	
P.P.A. S.A. (CR)			Main Market
EUROBANK EQUITIES INVESTMENT FIRM S.A		06/02/2019	
PAPOUTSANIS (CR)			Main Market
BETA SECURITIES S.A.		25/11/2013	
EUROBANK EQUITIES INVESTMENT FIRM S.A		06/12/2021	
PETROPOULOS PETROS (CR)			Main Market
EUROBANK EQUITIES INVESTMENT FIRM S.A		01/04/2019	
PANTELAKIS SECURITIES S.A.		16/03/2020	
PIRAEUS FINANCIAL HOLD (CR)			Main Market
ALPHA FINANCE INVESTMENT SERVICES SINGLE MEMBER SA		15/04/2019	
EUROBANK EQUITIES INVESTMENT FIRM S.A		22/10/2006	
EUROXX SECURITIES S.A.		15/02/2016	
HELLENIC AMERICAN SECURITIES S.A.		25/07/2014	
LEON DEPOLAS SECURITIES S.A.		30/11/2018	
MERIT SECURITIES S.A		16/09/2013	
NATIONAL SECURITIES SINGLE MEMBER SA		02/01/1900	
PIRAEUS SECURITIES S. A.		16/02/2009	
PLAISIO COMPUTERS SA (CR)			Main Market
EUROBANK EQUITIES INVESTMENT FIRM S.A		02/03/2015	
PPC (CR)			Main Market
ALPHA FINANCE INVESTMENT SERVICES SINGLE MEMBER SA		09/01/2006	
BETA SECURITIES S.A.		01/02/2021	
EUROBANK EQUITIES INVESTMENT FIRM S.A		22/10/2006	
HELLENIC AMERICAN SECURITIES S.A.		01/09/2014	
MERIT SECURITIES S.A		06/11/2017	
NATIONAL SECURITIES SINGLE MEMBER SA		02/01/1900	
PIRAEUS SECURITIES S. A.		28/09/2009	
PREMIA (CR)			Main Market
BETA SECURITIES S.A.		01/06/2021	
PANTELAKIS SECURITIES S.A.		23/12/2021	
PROFILE SA (CR)			Main Market
PANTELAKIS SECURITIES S.A.		01/07/2019	

List of Stocks under Market Making operations

Securities	Market Maker	Start Market Making	Stock Category
QUEST HOLDINGS (CR)			
	BETA SECURITIES S.A.	26/03/2018	Main Market
	EUROBANK EQUITIES INVESTMENT FIRM S.A	28/01/2019	
TERNA ENERGY (CR)			
	BETA SECURITIES S.A.	08/03/2021	Main Market
	EUROBANK EQUITIES INVESTMENT FIRM S.A	24/05/2021	
	PIRAEUS SECURITIES S. A.	09/12/2019	
THRACE PLASTICS SA (CR)			
	ALPHA FINANCE INVESTMENT SERVICES SINGLE MEMBER SA	26/03/2018	Main Market
	EUROBANK EQUITIES INVESTMENT FIRM S.A	26/03/2018	
TITAN CEMENT (CB)			
	BETA SECURITIES S.A.	01/02/2021	Main Market
	EUROBANK EQUITIES INVESTMENT FIRM S.A	06/11/2019	
	PIRAEUS SECURITIES S. A.	18/01/2021	
TZIRAKIAN PROFIL (CR)			
	LEON DEPOLAS SECURITIES S.A.	19/07/2021	Main Market
UNIBIOS (CR)			
	LEON DEPOLAS SECURITIES S.A.	01/02/2021	Main Market
VIOHALCO SA/NV (CB)			
	ALPHA FINANCE INVESTMENT SERVICES SINGLE MEMBER SA	11/03/2008	Main Market
	EUROBANK EQUITIES INVESTMENT FIRM S.A	04/03/2014	
	MERIT SECURITIES S.A	17/03/2014	

Underlying Asset				Derivatives Market													
Price max	Price min	Closing price	change	Delivery Month	Open price	Price max	Price min	Last price	Closing price	Last Bid	Last Ask	Fixing price*	Life high	Life low	Trades	Volume	Open Interest
FTSE/Athex Large Cap				(Trade Unit: 1 Index Point x 2€, Cash Settlement)													
2,103.52	1,976.51	2,103.52	6.43%	March 2022	2,020.00	2,108.00	2,020.00	2,100.00	2,100.00	---	---	---	2,382.00	---	195	1,254	1,782
				April 2022	1,996.25	2,107.00	1,996.25	2,096.00	2,096.00	---	---	---	2,350.00	---	526	2,864	1,077
				May 2022	2,035.00	2,072.25	2,035.00	2,072.25	2,072.25	---	---	---	2,072.25	---	4	34	---
				June 2022	---	---	---	---	1,986.75	---	---	---	---	---	---	---	---
				September 2022	---	---	---	---	1,996.75	---	---	---	---	---	---	---	---
				December 2022	---	---	---	---	2,006.75	---	---	---	---	---	---	---	---
FTSE/Athex Banks				(Trade Unit: 1 Index Point x 15€, Cash Settlement)													
625.28	568.35	625.28	10.02%	March 2022	---	---	---	---	572.25	---	---	---	694.50	---	---	---	---
				June 2022	---	---	---	---	571.25	---	---	---	---	---	---	---	---
				September 2022	---	---	---	---	574.25	---	---	---	---	---	---	---	---
				December 2022	---	---	---	---	577.00	---	---	---	---	---	---	---	---

Derivatives notes

Fixing prices and final open positions can be retrieved from the following path <http://www.helex.gr/el/web/guest/statistics-end-of-day-derivatives>

Underlying Asset				Derivatives Market													
Price max	Price min	Closing price	change	Delivery Month	Open price	Price max	Price min	Last price	Closing price	Last Bid	Last Ask	Fixing price*	Life high	Life low	Trades	Volume	Open Interest
ADMIE (IPTO) HOLDING S.A. (CR) (Contract Size: 100 Securities, Physical Delivery)																	
2.34	2.25	2.31	4.05%	March 2022	2.25	2.33	2.25	2.30	2.30	---	---	---	2.62	---	26	329	3,005
				June 2022	2.29	2.35	2.26	2.31	2.31	---	---	---	2.35	---	26	366	3,128
				September 2022	---	---	---	---	2.24	---	---	---	---	---	---	---	---
				December 2022	---	---	---	---	2.25	---	---	---	---	---	---	---	---
ALPHA SERVICES HOLD (CR) (Contract Size: 100 Securities, Physical Delivery)																	
1.125	1.063	1.125	9.01%	March 2022	1.06	1.14	1.06	1.13	1.13	---	---	---	1.45	---	381	26,747	57,272
				June 2022	1.08	1.14	1.07	1.14	1.14	---	---	---	1.45	---	464	18,683	48,467
				September 2022	---	---	---	---	1.09	---	---	---	1.27	---	---	---	---
				December 2022	---	---	---	---	1.05	---	---	---	---	---	---	---	---
CC HBC AG (CR) (Contract Size: 100 Securities, Physical Delivery)																	
20.73	19.265	20.5	5.24%	March 2022	19.75	20.59	19.40	20.57	20.57	---	---	---	31.99	---	47	144	1,019
				June 2022	19.82	20.80	19.45	20.48	20.48	---	---	---	27.57	---	78	248	988
				September 2022	---	---	---	---	19.68	---	---	---	---	---	---	---	---
				December 2022	---	---	---	---	19.78	---	---	---	---	---	---	---	---
CENERGY HOLDINGS (CB) (Contract Size: 100 Securities, Physical Delivery)																	
3.95	3.83	3.94	3.68%	March 2022	3.80	3.94	3.80	3.93	3.93	---	---	---	4.09	---	59	4,097	6,393
				June 2022	3.80	3.98	3.80	3.98	3.98	---	---	---	3.98	---	72	4,338	4,474
				September 2022	---	---	---	---	3.84	---	---	---	---	---	---	---	---
				December 2022	---	---	---	---	3.86	---	---	---	---	---	---	---	---
ELLAKTOR (CR) (Contract Size: 100 Securities, Physical Delivery)																	
1.244	1.21	1.24	2.99%	March 2022	1.22	1.24	1.22	1.24	1.24	---	---	---	1.54	---	74	5,253	7,927
				June 2022	1.26	1.26	1.23	1.25	1.25	---	---	---	1.36	---	55	4,504	3,981
				September 2022	---	---	---	---	1.22	---	---	---	---	---	---	---	---
				December 2022	---	---	---	---	1.22	---	---	---	---	---	---	---	---
EUROBANK HOLDINGS (CR) (Contract Size: 100 Securities, Physical Delivery)																	
1.027	0.9472	1.017	11.34%	March 2022	0.915	1.05	0.915	1.02	1.02	---	---	---	1.17	---	192	6,701	13,931
				June 2022	0.920	1.04	0.920	1.03	1.03	---	---	---	1.15	---	268	8,992	22,019
				September 2022	---	---	---	---	0.923	---	---	---	---	---	---	---	---
				December 2022	---	---	---	---	0.927	---	---	---	---	---	---	---	---
EYDAP S.A. (CR) (Contract Size: 100 Securities, Physical Delivery)																	
7.01	6.75	7.01	3.70%	March 2022	6.73	6.99	6.73	6.99	6.99	---	---	---	8.10	---	11	88	337
				June 2022	6.79	6.95	6.79	6.95	6.95	---	---	---	7.02	---	4	71	42
				September 2022	---	---	---	---	6.83	---	---	---	---	---	---	---	---
				December 2022	---	---	---	---	6.86	---	---	---	---	---	---	---	---

Derivatives notes

Fixing prices and final open positions can be retrieved from the following path <http://www.helex.gr/el/web/guest/statistics-end-of-day-derivatives>

Underlying Asset				Derivatives Market													
Price max	Price min	Closing price	change	Delivery Month	Open price	Price max	Price min	Last price	Closing price	Last Bid	Last Ask	Fixing price*	Life high	Life low	Trades	Volume	Open Interest
FOURLIS (CR)				(Contract Size: 100 Securities, Physical Delivery)													
3.95	3.835	3.94	3.96%	March 2022	3.78	3.93	3.78	3.93	3.93	---	---	---	4.53	---	37	344	1,337
				June 2022	3.81	3.97	3.81	3.96	3.96	---	---	---	4.14	---	74	414	1,097
				September 2022	---	---	---	---	3.83	---	---	---	---	---	---	---	---
				December 2022	---	---	---	---	3.85	---	---	---	---	---	---	---	---
GEK TERNA (CR)				(Contract Size: 100 Securities, Physical Delivery)													
9.11	8.6	9.08	5.70%	March 2022	8.58	9.08	8.58	9.05	9.05	---	---	---	10.10	---	62	1,836	3,097
				June 2022	8.79	9.14	8.77	9.10	9.10	---	---	---	9.56	---	62	1,843	2,839
				September 2022	---	---	---	---	8.68	---	---	---	---	---	---	---	---
				December 2022	---	---	---	---	8.72	---	---	---	---	---	---	---	---
HELLENIC EXCHANGES-A.S.E. (CR)				(Contract Size: 100 Securities, Physical Delivery)													
3.7	3.64	3.7	3.79%	March 2022	3.57	3.69	3.57	3.69	3.69	---	---	---	4.10	---	86	311	1,115
				June 2022	3.64	3.68	3.53	3.66	3.66	---	---	---	4.08	---	34	178	603
				September 2022	---	---	---	---	3.60	---	---	---	---	---	---	---	---
				December 2022	---	---	---	---	3.62	---	---	---	---	---	---	---	---
HELLENIC PETROLEUM (CR)				(Contract Size: 100 Securities, Physical Delivery)													
6.91	6.7	6.9	3.14%	March 2022	6.82	6.90	6.78	6.90	6.90	---	---	---	7.22	---	17	36	599
				June 2022	6.61	6.70	6.55	6.64	6.64	---	---	---	7.08	---	17	43	1,151
				September 2022	---	---	---	---	6.76	---	---	---	---	---	---	---	---
				December 2022	---	---	---	---	6.79	---	---	---	---	---	---	---	---
INTRACOM HOLDINGS (CR)				(Contract Size: 100 Securities, Physical Delivery)													
1.814	1.766	1.804	4.28%	March 2022	1.74	1.80	1.74	1.80	1.80	---	---	---	2.14	---	99	1,384	3,117
				June 2022	1.75	1.85	1.75	1.84	1.84	---	---	---	1.92	---	47	1,111	2,588
				September 2022	---	---	---	---	1.75	---	---	---	---	---	---	---	---
				December 2022	---	---	---	---	1.76	---	---	---	---	---	---	---	---
JUMBO SA (CR)				(Contract Size: 100 Securities, Physical Delivery)													
13.59	13.24	13.47	2.75%	March 2022	12.99	13.58	12.99	13.58	13.58	---	---	---	14.38	---	26	219	633
				June 2022	13.08	13.63	13.06	13.52	13.52	---	---	---	13.94	---	27	238	498
				September 2022	---	---	---	---	13.24	---	---	---	---	---	---	---	---
				December 2022	---	---	---	---	13.31	---	---	---	---	---	---	---	---
LAMDA DEVELOPMENT SA (CR)				(Contract Size: 100 Securities, Physical Delivery)													
6.375	6.2	6.35	5.13%	March 2022	6.23	6.37	6.21	6.32	6.32	---	---	---	7.58	---	106	503	2,598
				June 2022	6.22	6.41	6.22	6.39	6.39	---	---	---	7.07	---	74	567	3,779
				September 2022	---	---	---	---	6.10	---	---	---	---	---	---	---	---
				December 2022	---	---	---	---	6.13	---	---	---	---	---	---	---	---

Derivatives notes

Fixing prices and final open positions can be retrieved from the following path <http://www.helex.gr/el/web/guest/statistics-end-of-day-derivatives>

Underlying Asset				Derivatives Market													
Price max	Price min	Closing price	change	Delivery Month	Open price	Price max	Price min	Last price	Closing price	Last Bid	Last Ask	Fixing price*	Life high	Life low	Trades	Volume	Open Interest
MARFIN INVESTMENT GROUP (CR)				(Contract Size: 100 Securities, Physical Delivery)													
0.0296	0.0282	0.0294	4.63%	March 2022	0.029	0.030	0.029	0.030	0.030	---	---	---	0.038	---	28	5,532	21,173
				June 2022	0.030	0.031	0.030	0.030	0.030	---	---	---	0.031	---	21	5,410	11,328
				September 2022	---	---	---	---	0.028	---	---	---	---	---	---	---	---
				December 2022	---	---	---	---	0.029	---	---	---	---	---	---	---	---
MOTOR OIL (CR)				(Contract Size: 100 Securities, Physical Delivery)													
13.73	13.35	13.73	4.17%	March 2022	13.30	13.73	13.30	13.72	13.72	---	---	---	15.55	---	59	311	1,617
				June 2022	13.40	13.82	13.40	13.82	13.82	---	---	---	14.02	---	46	255	1,445
				September 2022	---	---	---	---	13.32	---	---	---	---	---	---	---	---
				December 2022	---	---	---	---	13.38	---	---	---	---	---	---	---	---
MYTILINEOS (CR)				(Contract Size: 100 Securities, Physical Delivery)													
14.63	14.24	14.52	3.49%	March 2022	14.33	14.62	14.25	14.53	14.53	---	---	---	16.25	---	234	1,812	4,785
				June 2022	14.44	14.72	14.35	14.57	14.57	---	---	---	15.69	---	183	1,532	3,210
				September 2022	---	---	---	---	14.17	---	---	---	---	---	---	---	---
				December 2022	---	---	---	---	14.25	---	---	---	---	---	---	---	---
NATIONAL BANK (CR)				(Contract Size: 100 Securities, Physical Delivery)													
3.15	2.94	3.15	10.88%	March 2022	2.95	3.15	2.92	3.14	3.14	---	---	---	3.83	---	312	10,138	17,606
				June 2022	2.94	3.15	2.92	3.15	3.15	---	---	---	3.79	---	484	8,108	15,694
				September 2022	2.99	3.06	2.99	3.06	3.06	---	---	---	3.06	---	4	25	75
				December 2022	---	---	---	---	2.88	---	---	---	---	---	---	---	---
OPAP (CR)				(Contract Size: 100 Securities, Physical Delivery)													
12.67	12.2	12.67	5.67%	March 2022	11.94	12.70	11.94	12.70	12.70	---	---	---	13.80	---	46	345	1,189
				June 2022	12.30	12.72	12.04	12.72	12.72	---	---	---	13.56	---	94	590	659
				September 2022	11.70	11.86	11.70	11.75	11.75	---	---	---	11.86	---	7	55	---
				December 2022	---	---	---	---	12.17	---	---	---	---	---	---	---	---
OTE (CR)				(Contract Size: 100 Securities, Physical Delivery)													
16.985	16.075	16.6	5.67%	March 2022	16.05	16.96	16.04	16.64	16.64	---	---	---	18.42	---	46	691	890
				June 2022	16.09	17.03	16.09	16.63	16.63	---	---	---	18.10	---	83	831	410
				September 2022	---	---	---	---	15.87	---	---	---	---	---	---	---	---
				December 2022	---	---	---	---	15.95	---	---	---	---	---	---	---	---
P.P.A. S.A. (CR)				(Contract Size: 100 Securities, Physical Delivery)													
16.64	16.24	16.64	3.35%	March 2022	16.30	16.39	16.28	16.39	16.39	---	---	---	18.16	---	20	302	371
				June 2022	16.50	16.51	16.47	16.51	16.51	---	---	---	16.75	---	14	292	327
				September 2022	---	---	---	---	16.27	---	---	---	---	---	---	---	---
				December 2022	---	---	---	---	16.35	---	---	---	---	---	---	---	---

Derivatives notes

Fixing prices and final open positions can be retrieved from the following path <http://www.helex.gr/el/web/guest/statistics-end-of-day-derivatives>

Underlying Asset				Derivatives Market													
Price max	Price min	Closing price	change	Delivery Month	Open price	Price max	Price min	Last price	Closing price	Last Bid	Last Ask	Fixing price*	Life high	Life low	Trades	Volume	Open Interest
PIRAEUS FINANCIAL HOLD (CR)																	
(Contract Size: 100 Securities, Physical Delivery)																	
1.403	1.347	1.403	7.59%	March 2022	1.33	1.40	1.33	1.40	1.40	---	---	---	1.72	---	131	7,807	20,574
				June 2022	1.36	1.41	1.35	1.41	1.41	---	---	---	1.68	---	146	6,958	11,305
				September 2022	---	---	---	---	1.32	---	---	---	---	---	---	---	---
				December 2022	---	---	---	---	1.32	---	---	---	---	---	---	---	---
PPC (CR)																	
(Contract Size: 100 Securities, Physical Delivery)																	
7.8	7.575	7.8	5.12%	March 2022	7.68	7.80	7.57	7.80	7.80	---	---	---	10.69	---	229	4,543	9,237
				June 2022	7.70	7.87	7.63	7.87	7.87	---	---	---	9.47	---	222	4,110	7,446
				September 2022	---	---	---	---	7.50	---	---	---	---	---	---	---	---
				December 2022	---	---	---	---	7.53	---	---	---	---	---	---	---	---
TERNA ENERGY (CR)																	
(Contract Size: 100 Securities, Physical Delivery)																	
15.66	14.3	15.5	8.09%	March 2022	14.75	15.62	14.66	15.50	15.50	---	---	---	15.62	---	21	257	1,159
				June 2022	14.72	15.70	14.66	15.28	15.28	---	---	---	15.70	---	114	638	694
				September 2022	15.64	15.64	15.24	15.24	15.24	---	---	---	15.64	---	3	14	---
				December 2022	---	---	---	---	14.56	---	---	---	---	---	---	---	---
TITAN CEMENT (CB)																	
(Contract Size: 100 Securities, Physical Delivery)																	
12.52	12.06	12.52	5.03%	March 2022	12.12	12.49	12.10	12.45	12.45	---	---	---	15.10	---	33	156	864
				June 2022	12.15	12.62	12.15	12.62	12.62	---	---	---	14.58	---	16	104	663
				September 2022	---	---	---	---	12.04	---	---	---	---	---	---	---	---
				December 2022	---	---	---	---	12.10	---	---	---	---	---	---	---	---
VIOHALCO SA/NV (CB)																	
(Contract Size: 100 Securities, Physical Delivery)																	
4.365	4.22	4.355	4.56%	March 2022	4.32	4.35	4.24	4.35	4.35	---	---	---	5.15	---	80	3,668	6,467
				June 2022	4.26	4.38	4.26	4.37	4.37	---	---	---	5.31	---	80	3,829	1,150
				September 2022	---	---	---	---	4.21	---	---	---	---	---	---	---	---
				December 2022	---	---	---	---	4.23	---	---	---	---	---	---	---	---

Derivatives notes

Fixing prices and final open positions can be retrieved from the following path <http://www.helex.gr/el/web/guest/statistics-end-of-day-derivatives>

FTSE/Athex Large Cap

(Trade Unit: 1 Index Point x 2€ - Exercise Style: European, Cash Settlement)

Call Options														Put Options																					
March 2022							April 2022							Other Months		March 2022							April 2022							Other Months		Exercise Price			
Open price	Price max	Price min	Last price	Closing price	Volume	Open Interest	Open price	Price max	Price min	Last price	Closing price	Volume	Open Interest	Volume	Open Interest	Open price	Price max	Price min	Last price	Closing price	Volume	Open Interest	Open price	Price max	Price min	Last price	Closing price	Volume	Open Interest	Volume	Open Interest				
1,775	0.00	0.00	0.00	-	205.00	-	-	0.00	0.00	0.00	-	206.00	-	-		0.00	0.00	0.00	-	0.01	-	-	0.00	0.00	0.00	-	3.30	-	-		1,775				
1,800	0.00	0.00	0.00	-	180.00	-	-	0.00	0.00	0.00	-	183.00	-	-		0.00	0.00	0.00	-	0.03	-	-	0.00	0.00	0.00	-	5.20	-	-		1,800				
1,825	0.00	0.00	0.00	-	155.00	-	-	0.00	0.00	0.00	-	161.00	-	-		0.00	0.00	0.00	-	0.11	-	-	10.00	10.00	10.00	10.00	10.00	1	-		1,825				
1,850	0.00	0.00	0.00	-	130.00	-	-	0.00	0.00	0.00	-	140.00	-	-		0.00	0.00	0.00	-	0.01	-	-	0.00	0.00	0.00	-	11.75	-	-		1,850				
1,875	0.00	0.00	0.00	-	105.00	-	-	0.00	0.00	0.00	-	120.00	-	-		0.00	0.00	0.00	-	0.10	-	-	0.00	0.00	0.00	-	16.75	-	-		1,875				
1,900	0.00	0.00	0.00	-	80.50	-	1	0.00	0.00	0.00	-	101.00	-	20		0.00	0.00	0.00	-	0.55	-	3	0.00	0.00	0.00	-	23.25	-	23		1,900				
1,925	0.00	0.00	0.00	-	57.00	-	-	0.00	0.00	0.00	-	84.50	-	20		0.00	0.00	0.00	-	2.20	-	51	0.00	0.00	0.00	-	31.50	-	45		1,925				
1,950	0.00	0.00	0.00	-	36.50	-	19	0.00	0.00	0.00	-	69.50	-	40		0.00	0.00	0.00	-	6.40	-	24	42.50	42.50	42.50	42.50	42.50	5	25		1,950				
1,975	101.00	101.00	101.00	101.00	101.00	40	-	0.00	0.00	0.00	-	56.00	-	25		0.00	101.00	0.00	-	15.25	-	-	40.25	40.25	40.25	40.25	40.25	20	-		1,975				
2,000	78.00	78.50	78.00	78.50	78.50	30	27	0.00	0.00	0.00	-	44.50	-	2		1.20	78.50	1.20	1.20	1.20	5	23	42.00	42.00	42.00	42.00	42.00	10	40		2,000				
2,050	0.00	0.00	0.00	-	1.20	-	-	0.00	0.00	0.00	-	27.00	-	1		0.00	0.00	0.00	-	71.00	-	20	0.00	0.00	0.00	-	99.00	-	20		2,050				
2,100	11.00	11.00	11.00	11.00	11.00	2	2	47.50	49.50	47.00	49.50	49.50	85	6		22.00	11.00	22.00	22.00	22.00	2	-	0.00	0.00	0.00	-	137.00	-	20		2,100				
2,150	0.00	0.00	0.00	-	0.01	-	4	0.00	0.00	0.00	-	8.00	-	-		0.00	0.00	0.00	-	170.00	-	40	0.00	0.00	0.00	-	180.00	-	-		2,150				
2,200	0.00	0.00	0.00	-	0.01	-	26	0.00	0.00	0.00	-	3.90	-	5		0.00	0.00	0.00	-	220.00	-	20	0.00	0.00	0.00	-	226.00	-	20		2,200				
2,250	0.00	0.00	0.00	-	0.01	-	54	0.00	0.00	0.00	-	1.80	-	22		0.00	0.00	0.00	-	270.00	-	60	0.00	0.00	0.00	-	273.00	-	5		2,250				
2,300	0.00	0.00	0.00	-	0.01	-	94	0.00	0.00	0.00	-	0.77	-	43		0.00	0.00	0.00	-	320.00	-	50	0.00	0.00	0.00	-	322.00	-	3		2,300				
2,350	0.00	0.00	0.00	-	0.01	-	49	0.00	0.00	0.00	-	0.31	-	1		0.00	0.00	0.00	-	370.00	-	101	0.00	0.00	0.00	-	372.00	-	-		2,350				
2,400	0.00	0.00	0.00	-	0.01	-	21	0.00	0.00	0.00	-	0.12	-	-		0.00	0.00	0.00	-	420.00	-	20	0.00	0.00	0.00	-	421.00	-	20		2,400				
2,450	0.00	0.00	0.00	-	0.01	-	20	0.00	0.00	0.00	-	0.04	-	-		0.00	0.00	0.00	-	470.00	-	-	0.00	0.00	0.00	-	471.00	-	-		2,450				
2,500	0.00	0.00	0.00	-	0.02	-	-	0.00	0.00	0.00	-	0.01	-	-		0.00	0.00	0.00	-	520.00	-	-	0.00	0.00	0.00	-	521.00	-	-		2,500				
2,550	0.00	0.00	0.00	-	0.03	-	-	0.00	0.00	0.00	-	0.01	-	-		0.00	0.00	0.00	-	570.00	-	-	0.00	0.00	0.00	-	571.00	-	-		2,550				
2,600	0.00	0.00	0.00	-	0.01	-	-	0.00	0.00	0.00	-	0.01	-	-		0.00	0.00	0.00	-	620.00	-	-	0.00	0.00	0.00	-	621.00	-	-		2,600				
2,650	0.00	0.00	0.00	-	0.14	-	-	0.00	0.00	0.00	-	0.06	-	-		0.00	0.00	0.00	-	670.00	-	-	0.00	0.00	0.00	-	671.00	-	-		2,650				
Totals:						72	317							85	185	0	0							7	412							36	221	0	0
Number of Trades:						5								5		0							2								4		0		

ALPHA SERVICES HOLD (CR)

(Contract Size: 100 Securities, Exercise Style: American, Physical Delivery)

Call Options														Put Options																				
March 2022							April 2022							Other Months		March 2022							April 2022							Other Months		Exercise Price		
Open price	Price max	Price min	Last price	Closing price	Volume	Open Interest	Open price	Price max	Price min	Last price	Closing price	Volume	Open Interest	Volume	Open Interest	Open price	Price max	Price min	Last price	Closing price	Volume	Open Interest	Open price	Price max	Price min	Last price	Closing price	Volume	Open Interest	Volume	Open Interest			
0.650	0.000	0.000	0.000	0.380	-	-	0.000	0.000	0.000	0.000	0.331	-	-			0.000	0.000	0.000	0.001	-	-			0.000	0.000	0.000	0.001	-	-			0.007		
0.700	0.000	0.000	0.000	0.330	-	-	0.000	0.000	0.000	0.000	0.281	-	-			0.000	0.000	0.000	0.001	-	-			0.000	0.000	0.000	0.001	-	-			0.007		
0.750	0.000	0.000	0.000	0.280	-	-	0.000	0.000	0.000	0.000	0.232	-	-			0.000	0.000	0.000	0.001	-	-			0.000	0.000	0.000	0.001	-	-			0.008		
0.800	0.000	0.000	0.000	0.230	-	-	0.000	0.000	0.000	0.000	0.183	-	-			0.000	0.000	0.000	0.001	-	-			0.000	0.000	0.000	0.001	-	-			0.008		
0.850	0.000	0.000	0.000	0.180	-	-	0.000	0.000	0.000	0.000	0.137	-	-			0.000	0.000	0.000	0.002	-	-			0.000	0.000	0.000	0.006	-	-			0.009		
0.900	0.000	0.000	0.000	0.130	-	-	0.000	0.000	0.000	0.000	0.096	-	-			0.000	0.000	0.000	0.001	-	-			0.000	0.000	0.000	0.015	-	-			0.010		
0.950	0.000	0.000	0.000	0.081	-	-	0.000	0.000	0.000	0.000	0.062	-	-			0.000	0.000	0.000	0.007	-	-			0.000	0.000	0.000	0.031	-	-			0.010		
1.000	0.000	0.000	0.000	0.037	-	-	0.000	0.000	0.000	0.000	0.020	-	-			0.000	0.000	0.000	0.071	-	-			0.000	0.000	0.000	0.089	-	-			0.011		
1.100	0.000	0.000	0.000	0.001	-	-	0.000	0.000	0.000	0.000	0.005	-	-			0.000	0.000	0.000	0.170	-	-			0.000	0.000	0.000	0.173	-	-			0.012		
1.200	0.000	0.000	0.000	0.002	-	-	0.000	0.000	0.000	0.000	0.001	-	-			0.000	0.000	0.000	0.270	-	-			0.000	0.000	0.000	0.270	-	-			0.013		
1.300	0.000	0.000	0.000	0.001	-	250	0.000	0.000	0.000	0.000	0.001	-	-			0.000	0.000	0.000	0.370	-	-			0.000	0.000	0.000	0.370	-	-			0.014		
1.400	0.000	0.000	0.000	0.001	-	-	0.000	0.000	0.000	0.000	0.001	-	-			0.000	0.000	0.000	0.470	-	-			0.000	0.000	0.000	0.470	-	-			0.015		
1.500	0.000	0.000	0.000	0.001	-	-	0.000	0.000	0.000	0.000	0.001	-	-			0.000	0.000	0.000	0.570	-	-			0.000	0.000	0.000	0.570	-	-			0.016		
1.600	0.000	0.000	0.000	0.003	-	-	0.000	0.000	0.000	0.000	0.003	-	-			0.000	0.000	0.000	0.670	-	-			0.000	0.000	0.000	0.670	-	-			0.017		
1.700	0.000	0.000	0.000	0.001	-	-	0.000	0.000	0.000	0.000	0.001	-	-			0.000	0.000	0.000	0.770	-	-			0.000	0.000	0.000	0.770	-	-			0.018		
1.800	0.000	0.000	0.000	0.001	-	-	0.000	0.000	0.000	0.000	0.001	-	-			0.000	0.000	0.000	0.870	-	-			0.000	0.000	0.000	0.870	-	-			0.019		
1.900	0.000	0.000	0.000	0.001	-	-	0.000	0.000	0.000	0.000	0.001	-	-			0.000	0.000	0.000	0.870	-	-			0.000	0.000	0.000	0.870	-	-			0.019		
Totals:					0	250					0	0			0	0					0	0												
Number of Trades:					0						0				0							0												

NATIONAL BANK (CR)

(Contract Size: 100 Securities, Exercise Style: American, Physical Delivery)

Call Options														Put Options																		
March 2022							April 2022							Other Months		March 2022							April 2022							Other Months		Exercise Price
Open price	Price max	Price min	Last price	Closing price	Volume	Open Interest	Open price	Price max	Price min	Last price	Closing price	Volume	Open Interest	Volume	Open Interest	Open price	Price max	Price min	Last price	Closing price	Volume	Open Interest	Open price	Price max	Price min	Last price	Closing price	Volume	Open Interest	Volume	Open Interest	
1.600	0.000	0.000	0.000	1.24	-	-										0.000	0.000	0.000	0.001	-	-											0.016
1.700	0.000	0.000	0.000	1.14	-	-										0.000	0.000	0.000	0.001	-	-											0.017
1.800	0.000	0.000	0.000	1.04	-	-	0.000	0.000	0.000	1.04	-	-				0.000	0.000	0.000	0.001	-	-	0.000	0.000	0.000	0.001	-	-					0.018
1.900	0.000	0.000	0.000	0.940	-	-	0.000	0.000	0.000	0.943	-	-				0.000	0.000	0.000	0.001	-	-	0.000	0.000	0.000	0.001	-	-					0.019
2.000	0.000	0.000	0.000	0.840	-	-	0.000	0.000	0.000	0.843	-	-				0.000	0.000	0.000	0.001	-	-	0.000	0.000	0.000	0.001	-	-					0.020
2.200	0.000	0.000	0.000	0.640	-	-	0.000	0.000	0.000	0.644	-	-				0.000	0.000	0.000	0.001	-	-	0.000	0.000	0.000	0.001	-	-					0.022
2.400	0.000	0.000	0.000	0.440	-	-	0.000	0.000	0.000	0.450	-	-				0.000	0.000	0.000	0.001	-	-	0.000	0.000	0.000	0.006	-	-					0.024
2.600	0.000	0.000	0.000	0.241	-	-	0.000	0.000	0.000	0.275	-	-				0.000	0.000	0.000	0.010	-	-	0.000	0.000	0.000	0.031	-	-					0.026
2.800	0.000	0.000	0.000	0.061	-	-	0.000	0.000	0.000	0.143	-	2				0.000	0.000	0.000	0.020	-	300	0.000	0.000	0.000	0.098	-	-					0.028
3.000	0.000	0.000	0.000	0.002	-	-	0.000	0.000	0.000	0.060	-	2				0.000	0.000	0.000	0.162	-	-	0.000	0.000	0.000	0.216	-	-					0.030
3.200	0.000	0.000	0.000	0.002	-	-	0.000	0.000	0.000	0.021	-	-				0.000	0.000	0.000	0.360	-	-	0.000	0.000	0.000	0.377	-	-					0.032
3.400	0.000	0.000	0.000	0.002	-	-	0.000	0.000	0.000	0.006	-	50				0.000	0.000	0.000	0.560	-	-	0.000	0.000	0.000	0.563	-	-					0.034
3.600	0.000	0.000	0.000	0.003	-	-	0.000	0.000	0.000	0.001	-	-				0.000	0.000	0.000	0.760	-	2	0.000	0.000	0.000	0.760	-	-					0.036
3.800	0.000	0.000	0.000	0.005	-	-	0.000	0.000	0.000	0.001	-	-				0.000	0.000	0.000	0.960	-	-	0.000	0.000	0.000	0.960	-	-					0.038
4.000	0.000	0.000	0.000	0.001	-	-	0.000	0.000	0.000	0.001	-	-				0.000	0.000	0.000	1.16	-	-	0.000	0.000	0.000	1.16	-	-					0.040
4.400	0.000	0.000	0.000	0.001	-	-	0.000	0.000	0.000	0.002	-	-				0.000	0.000	0.000	1.56	-	-	0.000	0.000	0.000	1.56	-	-					0.044
4.800	0.000	0.000	0.000	0.001	-	-	0.000	0.000	0.000	0.004	-	-				0.000	0.000	0.000	1.96	-	-	0.000	0.000	0.000	1.96	-	-					0.048
5.200	0.000	0.000	0.000	0.001	-	-	0.000	0.000	0.000	0.001	-	-				0.000	0.000	0.000	2.36	-	-	0.000	0.000	0.000	2.36	-	-					0.052
5.600	0.000	0.000	0.000	0.001	-	-	0.000	0.000	0.000	0.001	-	-				0.000	0.000	0.000	2.76	-	-	0.000	0.000	0.000	2.76	-	-					0.056
Totals:					0	0					0	54	0	0					0	302					0	2	0	300				
Number of Trades:					0						0	0	0						0.00					0			0					

OPAP (CR)

(Contract Size: 100 Securities, Exercise Style: American, Physical Delivery)

Call Options														Put Options																					
Exercise Price	March 2022						April 2022						Other Months		March 2022						April 2022						Other Months		Exercise Price						
	Open price	Price max	Price min	Last price	Closing price	Volume	Open Interest	Open price	Price max	Price min	Last price	Closing price	Volume	Open Interest	Volume	Open Interest	Open price	Price max	Price min	Last price	Closing price	Volume	Open Interest	Open price	Price max	Price min	Last price	Closing price		Volume	Open Interest	Volume	Open Interest		
8.400	0.000	0.000	0.000		3.59	-	-										0.000	0.000	0.000		0.001	-	-										0.084		
8.800	0.000	0.000	0.000		3.19	-	-	0.000	0.000	0.000		3.20	-	-			0.000	0.000	0.000		0.001	-	-	0.000	0.000	0.000		0.001	-	-			0.088		
9.200	0.000	0.000	0.000		2.79	-	-	0.000	0.000	0.000		2.81	-	-			0.000	0.000	0.000		0.001	-	-	0.000	0.000	0.000		0.002	-	-			0.092		
9.600	0.000	0.000	0.000		2.39	-	-	0.000	0.000	0.000		2.41	-	-			0.000	0.000	0.000		0.001	-	-	0.000	0.000	0.000		0.001	-	-			0.096		
10.000	0.000	0.000	0.000		1.99	-	-	0.000	0.000	0.000		2.01	-	-			0.000	0.000	0.000		0.001	-	-	0.000	0.000	0.000		0.001	-	-			0.100		
11.000	0.000	0.000	0.000		0.992	-	-	0.000	0.000	0.000		1.05	-	-			0.000	0.000	0.000		0.006	-	-	0.000	0.000	0.000		0.045	-	-			0.110		
12.000	0.000	0.000	0.000		0.111	-	-	0.000	0.000	0.000		0.349	-	-			0.000	0.000	0.000		0.119	-	-	0.000	0.000	0.000		0.341	-	-			0.120		
13.000	0.000	0.000	0.000		0.001	-	-	0.000	0.000	0.000		0.061	-	-			0.000	0.000	0.000		1.01	-	20	0.000	0.000	0.000		1.06	-	-			0.130		
14.000	0.000	0.000	0.000		0.001	-	11	0.000	0.000	0.000		0.006	-	-			0.000	0.000	0.000		2.01	-	-	0.000	0.000	0.000		2.01	-	-			0.140		
15.000	0.000	0.000	0.000		0.001	-	-	0.000	0.000	0.000		0.001	-	-			0.000	0.000	0.000		3.01	-	-	0.000	0.000	0.000		3.01	-	-			0.150		
16.000	0.000	0.000	0.000		0.001	-	-	0.000	0.000	0.000		0.001	-	-			0.000	0.000	0.000		4.01	-	-	0.000	0.000	0.000		4.01	-	-			0.160		
17.000	0.000	0.000	0.000		0.001	-	-	0.000	0.000	0.000		0.001	-	-			0.000	0.000	0.000		5.01	-	-	0.000	0.000	0.000		5.01	-	-			0.170		
18.000	0.000	0.000	0.000		0.001	-	-	0.000	0.000	0.000		0.001	-	-			0.000	0.000	0.000		6.01	-	-	0.000	0.000	0.000		6.01	-	-			0.180		
19.000	0.000	0.000	0.000		0.002	-	-	0.000	0.000	0.000		0.001	-	-			0.000	0.000	0.000		7.01	-	-	0.000	0.000	0.000		7.01	-	-			0.190		
Totals:						0	11							0	0	0	0							0	20							0	20	0	0
Number of Trades:						0							0	0							0.00							0							0

OTE (CR)

(Contract Size: 100 Securities, Exercise Style: American, Physical Delivery)

Exercise Price	Call Options														Put Options																	
	March 2022						April 2022						Other Months		March 2022						April 2022						Other Months		Exercise Price			
	Open price	Price max	Price min	Last price	Closing price	Volume	Open Interest	Open price	Price max	Price min	Last price	Closing price	Volume	Open Interest	Volume	Open Interest	Open price	Price max	Price min	Last price	Closing price	Volume	Open Interest	Open price	Price max	Price min	Last price	Closing price		Volume	Open Interest	Volume
9.200	0.000	0.000	0.000		6.51	-	-						-	-			0.000	0.000	0.000		0.001	-	-			-	-					
9.600	0.000	0.000	0.000		6.11	-	-						-	-			0.000	0.000	0.000		0.001	-	-			-	-					0.096
10.000	0.000	0.000	0.000		5.71	-	-						-	-			0.000	0.000	0.000		0.001	-	-			-	-					0.100
11.000	0.000	0.000	0.000		4.71	-	-	0.000	0.000	0.000		4.73	-	-			0.000	0.000	0.000		0.001	-	-	0.000	0.000	0.000		0.001	-	-		0.110
12.000	0.000	0.000	0.000		3.71	-	-	0.000	0.000	0.000		3.73	-	-			0.000	0.000	0.000		0.001	-	-	0.000	0.000	0.000		0.001	-	-		0.120
13.000	0.000	0.000	0.000		2.71	-	-	0.000	0.000	0.000		2.73	-	-			0.000	0.000	0.000		0.001	-	-	0.000	0.000	0.000		0.001	-	-		0.130
14.000	0.000	0.000	0.000		1.71	-	-	0.000	0.000	0.000		1.76	-	-			0.000	0.000	0.000		0.001	-	-	0.000	0.000	0.000		0.023	-	-		0.140
15.000	0.000	0.000	0.000		0.714	-	-	0.000	0.000	0.000		0.900	-	-			0.000	0.000	0.000		0.001	-	-	0.000	0.000	0.000		0.166	-	-		0.150
16.000	0.000	0.000	0.000		0.033	-	-	0.000	0.000	0.000		0.331	-	-			0.000	0.000	0.000		0.321	-	-	0.000	0.000	0.000		0.597	-	-		0.160
17.000	0.000	0.000	0.000		0.001	-	30	0.000	0.000	0.000		0.082	-	10			0.000	0.000	0.000		1.29	-	-	0.000	0.000	0.000		1.35	-	-		0.170
18.000	0.000	0.000	0.000		0.001	-	2	0.000	0.000	0.000		0.014	-	-			0.000	0.000	0.000		2.29	-	-	0.000	0.000	0.000		2.29	-	-		0.180
19.000	0.000	0.000	0.000		0.001	-	10	0.000	0.000	0.000		0.001	-	10			0.000	0.000	0.000		3.29	-	-	0.000	0.000	0.000		3.29	-	-		0.190
20.000	0.000	0.000	0.000		0.003	-	-	0.000	0.000	0.000		0.001	-	-			0.000	0.000	0.000		4.29	-	-	0.000	0.000	0.000		4.29	-	-		0.200
22.000	0.000	0.000	0.000		0.001	-	-	0.000	0.000	0.000		0.002	-	-			0.000	0.000	0.000		6.29	-	-	0.000	0.000	0.000		6.29	-	-		0.220
24.000	0.000	0.000	0.000		0.001	-	-	0.000	0.000	0.000		0.001	-	-			0.000	0.000	0.000		8.29	-	-	0.000	0.000	0.000		8.29	-	-		0.240
26.000	0.000	0.000	0.000		0.001	-	-	0.000	0.000	0.000		0.001	-	-			0.000	0.000	0.000		10.29	-	-	0.000	0.000	0.000		10.29	-	-		0.260
Totals:						0	42						0	20	0	0						0	0						0	0	0	0
Number of Trades:							0						0		0							0.00							0		0	

PIRAEUS FINANCIAL HOLD (CR)

(Contract Size: 100 Securities, Exercise Style: American, Physical Delivery)

Call Options																Put Options																
March 2022								April 2022								Other Months		March 2022					April 2022					Other Months		Exercise Price		
Open price	Price max	Price min	Last price	Closing price	Volume	Open Interest	Open price	Price max	Price min	Last price	Closing price	Volume	Open Interest	Volume	Open Interest	Open price	Price max	Price min	Last price	Closing price	Volume	Open Interest	Open price	Price max	Price min	Last price	Closing price	Volume	Open Interest		Volume	Open Interest
0.150	0.000	0.000	0.000	1.15	-	-										0.000	0.000	0.000	0.072	-	-											0.002
0.200	0.000	0.000	0.000	1.10	-	-										0.000	0.000	0.000	0.001	-	-											0.002
0.250	0.000	0.000	0.000	1.05	-	-										0.000	0.000	0.000	0.001	-	-											0.003
0.300	0.000	0.000	0.000	1.00	-	-										0.000	0.000	0.000	0.001	-	-											0.003
0.350	0.000	0.000	0.000	0.950	-	-										0.000	0.000	0.000	0.002	-	-											0.004
0.400	0.000	0.000	0.000	0.900	-	-										0.000	0.000	0.000	0.001	-	-											0.004
0.450	0.000	0.000	0.000	0.850	-	-										0.000	0.000	0.000	0.001	-	-											0.005
0.500	0.000	0.000	0.000	0.800	-	-										0.000	0.000	0.000	0.001	-	-											0.005
0.550	0.000	0.000	0.000	0.750	-	-										0.000	0.000	0.000	0.001	-	-											0.006
0.600	0.000	0.000	0.000	0.700	-	-										0.000	0.000	0.000	0.001	-	-											0.006
0.650	0.000	0.000	0.000	0.650	-	-										0.000	0.000	0.000	0.003	-	-											0.007
0.700	0.000	0.000	0.000	0.600	-	-										0.000	0.000	0.000	0.001	-	-											0.007
0.750	0.000	0.000	0.000	0.550	-	-										0.000	0.000	0.000	0.001	-	-											0.008
0.800	0.000	0.000	0.000	0.500	-	-										0.000	0.000	0.000	0.001	-	-											0.008
0.850	0.000	0.000	0.000	0.450	-	-	0.000	0.000	0.000		0.451	-	-			0.000	0.000	0.000	0.001	-	-	0.000	0.000	0.000		0.001	-	-			0.009	
0.900	0.000	0.000	0.000	0.400	-	-	0.000	0.000	0.000		0.402	-	-			0.000	0.000	0.000	0.001	-	-	0.000	0.000	0.000		0.001	-	-			0.009	
0.950	0.000	0.000	0.000	0.350	-	-	0.000	0.000	0.000		0.352	-	-			0.000	0.000	0.000	0.001	-	-	0.000	0.000	0.000		0.001	-	-			0.010	
1.000	0.000	0.000	0.000	0.300	-	-	0.000	0.000	0.000		0.302	-	-			0.000	0.000	0.000	0.001	-	-	0.000	0.000	0.000		0.001	-	-			0.010	
1.100	0.000	0.000	0.000	0.200	-	-	0.000	0.000	0.000		0.205	-	-			0.000	0.000	0.000	0.002	-	-	0.000	0.000	0.000		0.003	-	-			0.011	
1.200	0.000	0.000	0.000	0.101	-	-	0.000	0.000	0.000		0.119	-	-			0.000	0.000	0.000	0.002	-	-	0.000	0.000	0.000		0.017	-	-			0.012	
1.300	0.000	0.000	0.000	0.020	-	-	0.000	0.000	0.000		0.056	-	-			0.000	0.000	0.000	0.020	-	-	0.000	0.000	0.000		0.054	-	-			0.013	
1.400	0.000	0.000	0.000	0.001	-	-	0.000	0.000	0.000		0.021	-	-			0.000	0.000	0.000	0.100	-	-	0.000	0.000	0.000		0.119	-	-			0.014	
1.500	0.000	0.000	0.000	0.001	-	5	0.000	0.000	0.000		0.006	-	-			0.000	0.000	0.000	0.200	-	-	0.000	0.000	0.000		0.205	-	-			0.015	
1.600	0.000	0.000	0.000	0.001	-	6	0.000	0.000	0.000		0.001	-	-			0.000	0.000	0.000	0.300	-	-	0.000	0.000	0.000		0.300	-	-			0.016	
1.700	0.000	0.000	0.000	0.002	-	-	0.000	0.000	0.000		0.001	-	-			0.000	0.000	0.000	0.400	-	-	0.000	0.000	0.000		0.400	-	-			0.017	
1.800	0.000	0.000	0.000	0.003	-	-	0.000	0.000	0.000		0.001	-	-			0.000	0.000	0.000	0.500	-	-	0.000	0.000	0.000		0.500	-	-			0.018	
1.900	0.000	0.000	0.000	0.001	-	-	0.000	0.000	0.000		0.001	-	-			0.000	0.000	0.000	0.600	-	-	0.000	0.000	0.000		0.600	-	-			0.019	
2.000	0.000	0.000	0.000	0.001	-	-	0.000	0.000	0.000		0.001	-	-			0.000	0.000	0.000	0.700	-	-	0.000	0.000	0.000		0.700	-	-			0.020	
2.200	0.000	0.000	0.000	0.001	-	-	0.000	0.000	0.000		0.001	-	-			0.000	0.000	0.000	0.900	-	-	0.000	0.000	0.000		0.900	-	-			0.022	
2.400	0.000	0.000	0.000	0.006	-	-	0.000	0.000	0.000		0.001	-	-			0.000	0.000	0.000	1.10	-	-	0.000	0.000	0.000		1.10	-	-			0.024	
2.600	0.000	0.000	0.000	0.002	-	-										0.000	0.000	0.000	1.30	-	-										0.026	
2.800	0.000	0.000	0.000	0.001	-	-										0.000	0.000	0.000	1.50	-	-										0.028	
3.000	0.000	0.000	0.000	0.001	-	-										0.000	0.000	0.000	1.70	-	-										0.030	
3.200	0.000	0.000	0.000	0.005	-	-										0.000	0.000	0.000	1.90	-	-										0.032	
3.400	0.000	0.000	0.000	0.003	-	-										0.000	0.000	0.000	2.10	-	-										0.034	
3.600	0.000	0.000	0.000	0.002	-	-										0.000	0.000	0.000	2.30	-	-										0.036	

PIRAEUS FINANCIAL HOLD (CR)

(Contract Size: 100 Securities, Exercise Style: American, Physical Delivery)

Call Options															Put Options																		
Exercise Price	March 2022						April 2022						Other Months		March 2022					April 2022					Other Months		Exercise Price						
	Open price	Price max	Price min	Last price	Closing price	Volume	Open Interest	Open price	Price max	Price min	Last price	Closing price	Volume	Open Interest	Volume	Open Interest	Open price	Price max	Price min	Last price	Closing price	Volume	Open Interest	Open price	Price max	Price min		Last price	Closing price	Volume	Open Interest	Volume	Open Interest
3.800	0.000	0.000	0.000		0.001	-	-										0.000	0.000	0.000		2.50	-	-										0.038
4.000	0.000	0.000	0.000		0.001	-	-										0.000	0.000	0.000		2.70	-	-										0.040
4.400	0.000	0.000	0.000		0.001	-	-										0.000	0.000	0.000		3.10	-	-										0.044
4.800	0.000	0.000	0.000		0.001	-	-										0.000	0.000	0.000		3.50	-	-										0.048
5.200	0.000	0.000	0.000		0.001	-	-										0.000	0.000	0.000		3.90	-	-										0.052
5.600	0.000	0.000	0.000		0.001	-	-										0.000	0.000	0.000		4.30	-	-										0.056
6.000	0.000	0.000	0.000		0.001	-	-										0.000	0.000	0.000		4.70	-	-										0.060
6.400	0.000	0.000	0.000		0.001	-	-										0.000	0.000	0.000		5.10	-	-										0.064
6.800	0.000	0.000	0.000		0.001	-	-										0.000	0.000	0.000		5.50	-	-										0.068
Totals:						0	11						0	0	0	0						0	0							0	0	0	0
Number of Trades:						0							0		0							0.00								0		0	

PPC (CR)

(Contract Size: 100 Securities, Exercise Style: American, Physical Delivery)

Call Options														Put Options																		
March 2022							April 2022							Other Months		March 2022							April 2022							Other Months		Exercise Price
Open price	Price max	Price min	Last price	Closing price	Volume	Open Interest	Open price	Price max	Price min	Last price	Closing price	Volume	Open Interest	Volume	Open Interest	Open price	Price max	Price min	Last price	Closing price	Volume	Open Interest	Open price	Price max	Price min	Last price	Closing price	Volume	Open Interest	Volume	Open Interest	
5.200	0.000	0.000	0.000	2.22	-	-	0.000	0.000	0.000	2.23	-	-				0.000	0.000	0.000	0.001	-	-	0.000	0.000	0.000	0.001	-	-				0.052	
5.600	0.000	0.000	0.000	1.82	-	-	0.000	0.000	0.000	1.83	-	-				0.000	0.000	0.000	0.001	-	-	0.000	0.000	0.000	0.001	-	-				0.056	
6.000	0.000	0.000	0.000	1.42	-	-	0.000	0.000	0.000	1.43	-	-				0.000	0.000	0.000	0.001	-	-	0.000	0.000	0.000	0.005	-	-				0.060	
6.400	0.000	0.000	0.000	1.02	-	-	0.000	0.000	0.000	1.05	-	-				0.000	0.000	0.000	0.003	-	-	0.000	0.000	0.000	0.024	-	-				0.064	
6.800	0.000	0.000	0.000	0.621	-	-	0.000	0.000	0.000	0.711	-	-				0.000	0.000	0.000	0.002	-	-	0.000	0.000	0.000	0.080	-	-				0.068	
7.200	0.000	0.000	0.000	0.244	-	-	0.000	0.000	0.000	0.432	-	-				0.000	0.000	0.000	0.023	-	-	0.000	0.000	0.000	0.201	-	-				0.072	
7.600	0.000	0.000	0.000	0.033	-	-	0.000	0.000	0.000	0.235	-	3				0.000	0.000	0.000	0.212	-	10	0.000	0.000	0.000	0.404	-	-				0.076	
8.000	0.000	0.000	0.000	0.001	-	-	0.000	0.000	0.000	0.114	-	2				0.000	0.000	0.000	0.580	-	35	0.000	0.000	0.000	0.683	-	-				0.080	
8.400	0.000	0.000	0.000	0.002	-	-	0.000	0.000	0.000	0.048	-	-				0.000	0.000	0.000	0.980	-	-	0.000	0.000	0.000	1.02	-	-				0.084	
8.800	0.000	0.000	0.000	0.001	-	3	0.000	0.000	0.000	0.018	-	-				0.000	0.000	0.000	1.38	-	-	0.000	0.000	0.000	1.39	-	-				0.088	
9.200	0.000	0.000	0.000	0.001	-	11	0.000	0.000	0.000	0.006	-	-				0.000	0.000	0.000	1.78	-	-	0.000	0.000	0.000	1.78	-	-				0.092	
9.600	0.000	0.000	0.000	0.004	-	-	0.000	0.000	0.000	0.002	-	-				0.000	0.000	0.000	2.18	-	-	0.000	0.000	0.000	2.18	-	-				0.096	
10.000	0.000	0.000	0.000	0.001	-	-	0.000	0.000	0.000	0.001	-	-				0.000	0.000	0.000	2.58	-	-	0.000	0.000	0.000	2.58	-	-				0.100	
11.000	0.000	0.000	0.000	0.001	-	-	0.000	0.000	0.000	0.001	-	-				0.000	0.000	0.000	3.58	-	-	0.000	0.000	0.000	3.58	-	-				0.110	
12.000	0.000	0.000	0.000	0.001	-	-	0.000	0.000	0.000	0.001	-	-				0.000	0.000	0.000	4.58	-	-	0.000	0.000	0.000	4.58	-	-				0.120	
13.000	0.000	0.000	0.000	0.001	-	-					-	-				0.000	0.000	0.000	5.58	-	-					-	-				0.130	
14.000	0.000	0.000	0.000	0.001	-	-					-	-				0.000	0.000	0.000	6.58	-	-					-	-				0.140	
15.000	0.000	0.000	0.000	0.001	-	-					-	-				0.000	0.000	0.000	7.58	-	-					-	-				0.150	
16.000	0.000	0.000	0.000	0.001	-	-					-	-				0.000	0.000	0.000	8.58	-	-					-	-				0.160	
Totals:					0	14					0	5	0	0					0	45					0	6	0	0				
Number of Trades:					0						0		0						0.00						0		0					

Lending Products	Underlying Title	Open Interest[5]	Multilateral Transactions[1]				Bilateral Transactions[2]		Stock Borrowing through OTC (volume)[3]	
			Volume(Offered)	Average Weighted	Transactions volume	Average Weighted	Transactions Volume	Average Weighted	Transactions Volume	
ADMIEBOR	ADMIE (IPTO) HOLDING S.A. (CR)	7,610	---	---	---	---	---	---	1,993,949	
AEGNBOR	AEGEAN AIRLINES (CR)	3,363	---	---	---	---	---	---	21,619	
ALPHABOR	ALPHA SERVICES HOLD (CR)	15,831	---	---	---	---	---	---	57,927,844	
ALMYBOR	ALUMIL (CR)	---	---	---	---	---	---	---	---	
EEEBOR	CC HBC AG (CR)	16,524	---	---	---	---	---	---	70,546	
CENERBOR	CENERGY HOLDINGS (CB)	---	---	---	---	---	---	---	---	
ELLAKTORBOR	ELLAKTOR (CR)	11,000	---	---	---	---	---	---	9,870	
EUROBBOR	EUROBANK HOLDINGS (CR)	32,700	---	---	---	---	---	---	48,878,667	
EYDAPBOR	EYDAP S.A. (CR)	1,913	---	---	---	---	---	---	649,678	
FFGRPBOR	FOLLI FOLLIE (CR)	---	---	---	---	---	---	---	900,530	
FOYRKBOR	FOURLIS (CR)	9,639	---	---	---	---	---	---	22,250	
GEKTERNABOR	GEK TERNA (CR)	3,000	---	---	---	---	---	---	12,293	
SARBOR	GR. SARANTIS S.A. (CR)	---	---	---	---	---	---	---	6,390	
EXAEBOR	HELLENIC EXCHANGES-A.S.E. (CR)	9,700	---	---	30,000	3.30%	---	---	155,601	
ELPEBOR	HELLENIC PETROLEUM (CR)	27,479	---	---	---	---	---	---	81,038	
INTRKBOR	INTRACOM HOLDINGS (CR)	500	---	---	---	---	---	---	---	
BELABOR	JUMBO SA (CR)	---	---	---	---	---	---	---	853,889	
LAMDABOR	LAMDA DEVELOPMENT SA (CR)	961	---	---	---	---	---	---	67,038	
MIGBOR	MARFIN INVESTMENT GROUP (CR)	---	---	---	---	---	---	---	794,474	
MOHBOR	MOTOR OIL (CR)	1,500	---	---	---	---	---	---	491,612	
MYTILBOR	MYTILINEOS (CR)	2,000	---	---	---	---	---	---	556,926	
ETEBOR	NATIONAL BANK (CR)	31,288	---	---	---	---	---	---	6,170,001	
OPAPBOR	OPAP (CR)	53,652	---	---	---	---	---	---	1,321,523	
HTOBOR	OTE (CR)	27,586	---	---	---	---	---	---	2,412,428	
PPABOR	P.P.A. S.A. (CR)	1,464	---	---	---	---	---	---	66,287	
TPEIRBOR	PIRAEUS FINANCIAL HOLD (CR)	65,744	---	---	959	5.31%	---	---	7,539,175	
PLAISBOR	PLAISIO COMPUTERS SA (CR)	---	---	---	---	---	---	---	100	
PPCBOR	PPC (CR)	2,000	---	---	---	---	---	---	2,692,438	
QUALBOR	QUALITY & RELIABILITY SA (CR)	---	---	---	---	---	---	---	---	
QUESTBOR	QUEST HOLDINGS (CR)	---	---	---	---	---	---	---	---	
TENERGYBOR	TERNA ENERGY (CR)	17,550	---	---	---	---	---	---	106,552	

Stock Lending Notes

[1] - Multilateral contracts Lending or Borrowing as per Methods 8-1, 8-2 and 8-3-3 (According to ATHEX BoD Resolution No.17)

[2] - Bilateral Contracts Lending or Borrowing as per Methods 8-3-1 and 8-3-2 (According to ATHEX BoD Resolution No.20)

[3] - The information concerning OTC Stock Borrowing Transactions is based on the statements of the Dematerialised Securities System (DSS) operators involved and refers to volumes that have been registered up until the previous working day.

[4] - Average Price (Volume weighted)

[5] - The Data concerning Open Interest before the start of trading session

Lending Products	Underlying Title	Open Interest[5]	Multilateral Transactions[1]				Bilateral Transactions[2]		Stock Borrowing through OTC (volume)[3]	
			Volume(Offered)	Average Weighted	Transactions volume	Average Weighted	Transactions Volume	Average Weighted	Transactions Volume	
TITCBOR	TITAN CEMENT (CB)	10,800	---	---	---	---	---	---	222,850	
VIOBOR	VIOHALCO SA/IV (CB)	7,447	---	---	---	---	---	---	---	

Stock Lending Notes

[1] - Multilateral contracts Lending or Borrowing as per Methods 8-1, 8-2 and 8-3-3 (According to ATHEX BoD Resolution No.17)

[2] - Bilateral Contracts Lending or Borrowing as per Methods 8-3-1 and 8-3-2 (According to ATHEX BoD Resolution No.20)

[3] - The information concerning OTC Stock Borrowing Transactions is based on the statements of the Dematerialised Securities System (DSS) operators involved and refers to volumes that have been registered up until the previous working day.

[4] - Average Price (Volume weighted)

[5] - The Data concerning Open Interest before the start of trading session

Sectors codification for listed companies

12003-	ETF	10101010	Computer Services
10101015	Software	10102030	Computer Hardware
15101010	Telecommunications Equipment	15102015	Telecommunications Services
20101010	Health Care Facilities	20101025	Health Care Services
20102010	Medical Equipment	20103015	Pharmaceuticals
30101010	Banks	30202000	Diversified Financial Services
30202010	Asset Managers & Custodians	30202015	Investment Services
30302010	Full Line Insurance	30302015	Insurance Brokers
30302025	Property and Casualty Insurance	35101010	Real Estate Holding and Development
35101015	Real Estate Services	35102000	Diversified REITs
35102030	Office REITs	40201040	Rental & Leasing Services: Consumer
40202010	Home Construction	40202015	Household Furnishings
40202020	Household Appliance	40203040	Electronic Entertainment
40203045	Toys	40204020	Clothing & Accessories
40301010	Entertainment	40301030	Publishing
40301035	Radio & TV Broadcasters	40401010	Diversified Retailers
40401020	Apparel Retailers	40401025	Home Improvement Retailers
40401030	Specialty Retailers	40501010	Airlines
40501015	Travel & Tourism	40501020	Casinos & Gambling
40501025	Hotels & Motels	45101015	Distillers & Vintners
45101020	Soft Drinks	45102010	Farming Fishing Ranching & Plantations
45102020	Food Products	45103010	Tobacco
45201010	Food Retailers & Wholesalers	45201020	Personal Products
50101010	Construction	50101030	Cement
50101035	Building Materials: Other	50202010	Electrical Components
50203000	Diversified Industrials	50203015	Plastics
50203030	Containers & Packaging	50204000	Machinery: Industrial
50204020	Machinery: Construction & Handling	50205010	Industrial Suppliers
50205020	Back Office Support HR & Consulting	50205030	Forms & Bulk Printing Services
50206015	Commercial Vehicles & Parts	50206030	Marine Transportation
50206060	Transportation Services	55101000	Diversified Materials
55101020	Textile Products	55102000	General Mining
55102010	Iron & Steel	55102015	Metal Fabricating
55102035	Aluminum	60101000	Integrated Oil & Gas
60101020	Oil Refining and Marketing	65101010	Alternative Electricity
65101015	Conventional Electricity	65102030	Water



ATHEX
Athens Stock Exchange

Λεωφ. Αθηνών 110 104 42 Αθήνα
110, Athinon Ave. GR 104 42 Athens
tel. (+30)210-33.66.800, fax (+30)210-33.66.101
www.athexgroup.gr