

22

Ημερήσιο Δελτίο  
Συναλλακτικής Δραστηριότητας

Daily Official List  
of Trading Activity

Monday, 14 March, 2022  
Year: 143 Trading Day No: 49



**ATHEXGROUP**  
Athens Exchange Group

**Disclaimer:**

Hellenic Exchanges-Athens Stock Exchange S.A endeavours to ensure that the data and other material ("Information") presented on the Daily Official List are accurate and complete, but it is not liable for any errors or omissions of data or /and for the accuracy, credibility, updating and completeness of the aforesaid information nor it has any liability arising directly or indirectly from the use of the above Information.

The Company is not liable for the accuracy of the data included in listed companies' announcements. Only the sender of such an announcement is fully and solely liable for any infringement of third party's rights from the content of such announcement. All contents of the Daily Official List are provided only for information purposes and do not constitute investment advice or solicitation to invest in securities or other products listed for trading on the Exchange.

You acknowledge and agree that the Company is the owner of any property rights related to any Information appearing on the Daily Official List including intellectual property rights copyright, trademarks, etc.

The above data are a property of the Hellenic Exchanges-Athens Exchange and are copyright protected. Users are forbidden to reproduce, modify, copy, sale, transmit or redistribute, by all reproduction means and methods, part or the whole of the above data, without reference to their source.

The commercial exploitation of these data is, also, forbidden by third parties. Hellenic Exchanges-Athens Exchange does not carry any responsibility, direct or indirect, derived from usage or accidental alteration of the above data when used by third parties.

---

**Hellenic Exchanges – Athens Stock Exchange S.A.**

110 Athinon Ave., 10442 Athens, Tel: (210) 33.66.800, Fax: (210) 32.13.938

[www.athexgroup.gr](http://www.athexgroup.gr)

---

**Thessalonica Stock Exchange Center (T.S.E.C)**

16-18 Katouni Str., Thessalonica 546 25 Tel: (2310) 567.667, Fax: (2310) 530.545

---

**Athex Members Guarantee Fund**

14-16 Fidiou Str., Athens 106 78, Tel: (210) 33.04.682, Fax: (210) 33.04.155

---

**Hellenic Republic Capital Market Commission**

1 Kolokotroni Str. & 1 Stadiou Str., Athens 10562 Tel: (210) 33.77.100 Fax: (210) 33.77.173

---

**Table of Contents**

---

**Section 1: Statistical Figures of Securities, Derivatives and Lending**

Summary of Markets

Athex Indices

Analytic Figures for Athex Market's Boards and Categories

Trading Details by Athex Sectors and Financial Instruments (ETFs)

Top 10 best &amp; worst performing Shares

Derivatives Summary

**Section 2: Analytic Figures of Shares Transactions**

Analytic Figures of Shares Transactions

Shares' Notes

**Section 3: Figures of Securities Transactions**

Securities Blocks Details

Shares Rights Details

Stock Borrowing

Forced Sales Details

Forced Sales Registered Shares

Exchange Traded Funds (ETFs) Characteristics

**Section 5: Bonds traded in Fixed Income Assets Market**

Convertible Corporate Bonds - Regulated Market

Non Convertible Corporate Bonds - Regulated Market

Government Bonds

Treasury Bills &amp; Zero Coupon Government Bonds

Government Bonds Traded with the Open Outcry Method

State Banks Bonds

**Section 6: Additional Infos**

Athex &amp; ATHEXClear Members List

List of Stocks under Market Making operations

**Section 7: Derivatives Market Analytic Figures**

Index Futures

Stock Futures

Index Options

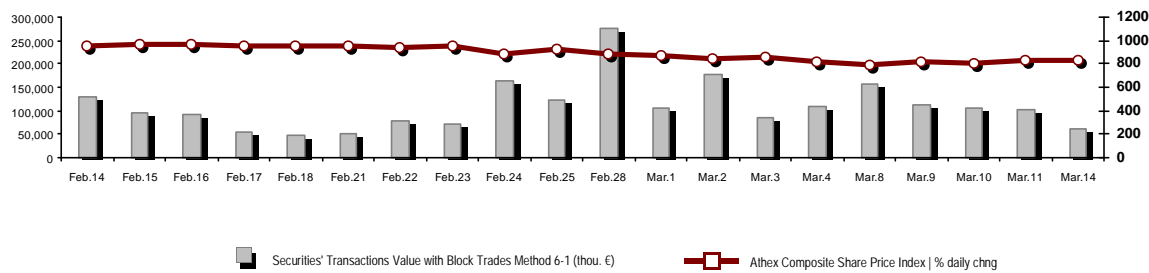
Stock Options

Stock Lending Analytic Figures

**Appendix A: Sectors codification for listed companies**

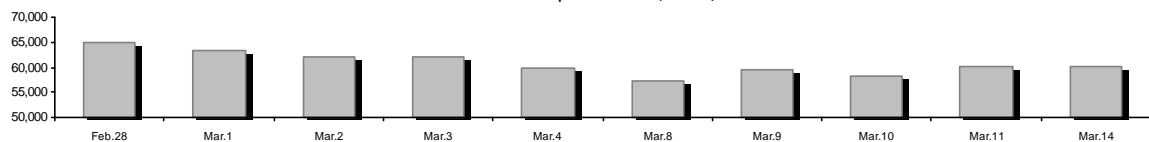
## Summary of Markets

Athex Composite Share Price Index vs Shares and Derivatives Transactions Value

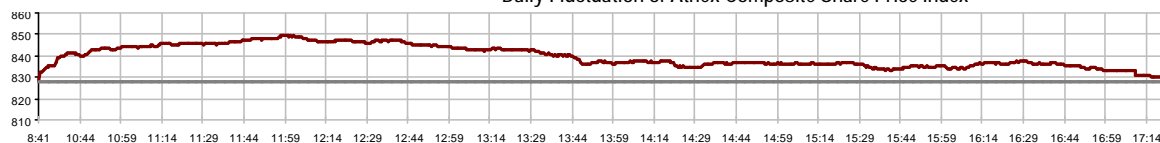


Athex Capitalisation (mill. €) **:	60,225.14		Derivatives Total Open Interest	317,177
Daily change: mill. €   %	158.79	0.26%	in Index Futures   % daily chng	2,970 16.42%
Yearly Avg Capitalisation: mill. €   % chng prev year Avg	67,345.55	10.61%	in Stock Futures   % daily chng	312,032 1.98%
Athex Composite Share Price Index   % daily chng	830.02	0.25%	in Index Options   % daily chng	1,073 16.00%
Athex Composite Share Price Index Capitalisation (mill. €)	54,305.94		in Stock Options   % daily chng	1,102 0.55%
Daily change (mill. €)	135.64			
Securities' Transactions Value with Block Trades Method 6-1 (t)	62,946.93		Derivatives Contracts Volume:	145,542
Daily change: %	-39,981.05	-38.84%	Daily change: pieces   %	59,197 68.56%
YtD Avg Trans. Value: thou. €   % chng prev year Avg	93,846.59	34.35%	YtD Avg Derivatives Contracts % chng prev year Avg	40,392 -15.26%
Blocks Transactions Value of Method 6-1 (thou. €)	885.00		Derivatives Trades Number:	4,452
Blocks Transactions Value of Method 6-2 & 6-3 (thou. €)	0.12		Daily change: number   %	2 0.04%
Bonds Transactions Value (thou.€)	627.42		YtD Avg Trades number % chng prev year Avg	2,393 13.11%
Securities' Transactions Volume with Block Trades Method 6-1 (tho)	33,260.86		Lending Total Open Interest	680,058
Daily change: thou. pieces   %	-22,107.34	-39.93%	Daily change: pieces   %	3,620 0.54%
YtD Avg Volume: % chng prev year Avg	42,710.67	24.90%	Lending Volume (Multilateral/Bilateral)	985
Blocks Transactions Volume of Method 6-1 (thou. Pieces)	170.41		Daily change: pieces   %	-3,035
Blocks Transactions Volume of Method 6-2 & 6-3 (thou. Pieces)	0.10		Multilateral Lending	985
Bonds Transactions Volume	653,000		Bilateral Lending	0
Securities' Trades Number with Block Trades Method 6-1	33,182		Lending Trades Number:	6
Daily change: number   %	-15,323	-31.59%	Daily change: %	-3
YtD Avg Trades number % chng prev year Avg	37,096	23.93%	Multilateral Lending Trades Number	6
Number of Blocks Method 6-1	3		Bilateral Lending Trades Number	0
Number of Blocks Method 6-2 & 6-3	1			
Number of Bonds Transactions	96			

Athex Capitalisation (mill. €) \*\*



Daily Fluctuation of Athex Composite Share Price Index



Athex Composite Share Price Index at 11/03/2022

Daily Fluctuation of Athex Composite Share Price Index at 14/03/2022

## Athex Indices

Index name	14/03/2022	11/03/2022	pts.	%	Min	Max	Year min	Year max	Year change
Athex Composite Share Price Index	830.02 #	827.96	2.06	0.25%	827.96	849.79	788.83	973.27	-7.09% €
Athex ESG Index	940.66 #	937.82	2.84	0.30%	937.82	967.04	888.47	1,131.24	-7.18% €
FTSE/Athex Large Cap	1,993.80 #	1,990.83	2.97	0.15%	1,990.83	2,049.65	1,884.54	2,384.15	-7.22% €
FTSE/Athex Mid Cap Index	1,478.40 #	1,467.14	11.26	0.77%	1,467.14	1,499.69	1,396.00	1,615.19	-0.91% €
FTSE/ATHEX-CSE Banking Index	431.16 #	424.78	6.38	1.50%	424.78	452.39	382.96	569.66	-0.91% €
FTSE/ATHEX High Dividend Yield Index	2,852.84 €	2,861.20	-8.36	-0.29%	2,852.83	2,904.42	2,762.75	3,292.03	-8.09% €
FTSE/ATHEX Global Traders Index Plus	2,294.17 €	2,300.89	-6.72	-0.29%	2,294.17	2,340.12	2,205.66	2,580.30	-3.34% €
FTSE/ATHEX Mid & Small Cap Factor-Weighted Ind	4,445.60 #	4,389.71	55.89	1.27%	4,389.71	4,472.94	4,269.17	4,966.14	-4.77% €
ATHEX Select Index Plus	3,144.31 #	3,126.84	17.47	0.56%	3,126.84	3,198.51	2,990.50	3,578.04	-7.11% €
ATHEX Select Index	4,321.29 #	4,289.27	32.02	0.75%	4,289.27	4,378.60	4,076.44	4,953.99	-5.80% €
FTSE/Athex Market Index	484.51 #	483.43	1.08	0.22%	483.43	496.72	457.78	586.15	-9.63% €
Athex Composite Index Total Return Index	1,427.28 #	1,423.73	3.55	0.25%	1,423.73	1,461.28	1,356.45	1,673.61	-6.90% €
FTSE/Athex Large Cap Total Return	3,107.25 #	3,102.62	4.63	0.15%			2,944.22	3,702.87	-7.03% €
FTSE/Athex Mid Cap Total Return	1,900.00 #	1,885.53	14.47	0.77%			1,809.60	2,064.38	-0.90% €
FTSE/ATHEX-CSE Banking Total Return Index	371.25 #	365.76	5.49	1.50%			337.43	485.90	-0.91% €
Hellenic Mid & Small Cap Index	1,298.19 #	1,293.35	4.84	0.37%	1,293.35	1,320.30	1,243.70	1,451.84	-5.45% €
FTSE/Athex Banks	569.67 #	561.23	8.44	1.50%	561.23	597.72	505.99	752.66	-0.91% €
FTSE/Athex Insurance	3,020.11 ~	3,020.11	0.00	0.00%	3,012.16	3,020.11	1,994.86	3,171.11	51.39% #
FTSE/Athex Financial Services	724.26 #	713.63	10.63	1.49%	713.63	734.88	691.33	831.60	-3.31% €
FTSE/Athex Industrial Goods & Services	3,521.68 #	3,520.75	0.93	0.03%	3,513.55	3,582.92	3,365.52	3,930.81	-5.63% €
FTSE/Athex Retail	49.86 #	49.15	0.71	1.44%	49.15	50.53	45.69	57.51	1.30% #
FTSE/ATHEX Real Estate	4,311.81 #	4,247.20	64.61	1.52%	4,247.20	4,397.03	3,948.68	5,179.83	-10.40% €
FTSE/Athex Consumer Goods & Services	7,704.12 €	7,911.82	-207.70	-2.63%	7,704.12	7,966.54	7,260.09	8,381.33	6.12% #
FTSE/Athex Food & Beverage	7,380.76 #	7,269.86	110.90	1.53%	7,269.86	7,494.05	6,714.13	12,058.75	-34.87% €
FTSE/Athex Basic Resources	6,579.13 #	6,519.34	59.79	0.92%	6,519.34	6,718.69	6,227.37	8,197.29	-11.07% €
FTSE/Athex Construction & Materials	2,676.57 #	2,646.15	30.42	1.15%	2,643.70	2,706.37	2,533.53	3,209.28	-10.15% €
FTSE/Athex Energy	3,433.36 #	3,425.29	8.07	0.24%	3,423.50	3,538.66	3,339.51	3,854.94	-0.29% €
FTSE/Athex Travel & Leisure	1,935.18 €	1,960.11	-24.93	-1.27%	1,935.18	1,984.58	1,858.00	2,197.16	-1.42% €
FTSE/Athex Technology	2,074.03 #	2,032.53	41.50	2.04%	2,032.53	2,086.15	1,912.15	2,281.35	-3.39% €
FTSE/Athex Telecommunications	4,543.01 €	4,622.22	-79.21	-1.71%	4,543.01	4,686.76	4,377.01	5,159.73	-0.06% €
FTSE/Athex Utilities	4,450.25 €	4,456.06	-5.81	-0.13%	4,450.25	4,546.21	4,203.53	5,208.71	-13.60% €
FTSE/Athex Health Care	449.46 #	437.00	12.46	2.85%	433.61	450.59	418.89	611.35	-18.65% €
FTSE/Athex Personal Products	7,475.78 #	7,451.87	23.91	0.32%	7,440.56	7,578.75	6,680.63	8,868.58	-14.31% €
Athex All Share Index	211.07 #	210.52	0.55	0.26%	211.07	211.07	200.98	248.43	-8.25% €
Hellenic Corporate Bond Index	120.04 #	120.03	0.01	0.01%			119.78	127.89	-6.05% €
Hellenic Corporate Bond Price Index	89.07 #	89.07	0.00	0.00%			88.90	95.40	-6.61% €

Note 1: FTSE/Med 100, Hellenic Corporate Bond Price Index and Hellenic Corporate Bond Index closing prices refer to the previous trading day of 10/03/2022.

Note 2: The Hellenic Mid & Small Cap Index is a Customized index calculated by the Athens Exchange.

## Analytic Figures for Athex Market's Boards and Categories

	Total Traded Securities	Main Market	Surveillance	Exchange Traded Funds (ETFs)
Totals	121	109	11	1
Gain / Lose / Same:	69 / 29 / 23	62 / 27 / 20	6 / 2 / 3	1 / 0 / 0
Athex Capitalisation (mill. €) **	60,225.14	59,984.53	240.61	
Daily Average Trans/ons Value(thou.€)	93,846.59	93,637.62	268.78	14.30
Transactions Value	62,947.05	62,795.80	149.21	2.04
Main Board:	62,061.94	61,910.69	149.21	2.04
Blocks Board 6_2_3:	885.11	885.11	0.00	0.00
Forced Sales Board:	0.00	0.00	0.00	0.00
Special Terms Board:	0.00	0.00	0.00	0.00
Daily Average Transactions Volume	42,710,669	41,736,287	984,801	668
Transactions Volume	33,260,956	32,317,263	943,593	100
Main Board:	33,090,448	32,146,755	943,593	100
Blocks Board 6_2_3:	170,508	170,508	0	0
Forced Sales Board:	0	0	0	0
Special Terms Board:	0	0	0	0
Daily Average Number of Trades	37,096	36,790	303	3
Number of Trades	33,183	32,924	258	1
Main Board:	33,179	32,920	258	1
Blocks Board 6_2_3:	4	4	0	0
Forced Sales Board:	0	0	0	0
Special Terms Board:	0	0	0	0

## Trading Details by Athex Sectors and Financial Instruments (ETFs)

Code	Sectors	Gain / Lose / Same	Number of Trades	Transactions Volume	Transactions Value	% of Total Trans. Value
3010	- Banks	5 / 1 / 0	15,138	26,529,271	32,348,676.28	51.39%
5510	- Basic Resources	7 / 2 / 3	869	327,564	798,262.47	1.27%
5010	- Construction & Materials	7 / 4 / 2	1,614	590,312	1,564,787.09	2.49%
4020	- Consumer Products & Services	3 / 2 / 3	1,428	257,872	2,359,097.68	3.75%
6010	- Energy	3 / 1 / 0	1,577	244,415	2,248,891.21	3.57%
12000	- Financial Instruments	1 / 0 / 0	1	100	2,042.00	0.00%
3020	- Financial Services	2 / 1 / 0	521	1,235,172	243,354.35	0.39%
4510	- Food Beverage & Tobacco	4 / 1 / 3	495	70,859	1,248,745.16	1.98%
2010	- Health Care	2 / 0 / 1	58	5,633	12,584.82	0.02%
5020	- Industrial Goods & Service	10 / 8 / 1	2,635	1,386,710	4,261,289.74	6.77%
3030	- Insurance	1 / 0 / 1	20	4,241	29,130.16	0.05%
4030	- Media	0 / 1 / 0	11	4,035	1,861.86	0.00%
4520	- Personal Care, Drug & Grocery Stores	2 / 0 / 1	206	68,496	179,966.04	0.29%
3510	- Real Estate	5 / 1 / 2	738	251,523	1,113,110.91	1.77%
4040	- Retail	4 / 1 / 1	637	147,787	487,191.42	0.77%
1010	- Technology	8 / 2 / 1	1,215	618,238	1,725,320.46	2.74%
1510	- Telecommunications	1 / 1 / 0	1,360	321,551	5,279,473.82	8.39%
4050	- Travel & Leisure	2 / 1 / 3	1,480	400,683	3,304,362.32	5.25%
6510	- Utilities	2 / 2 / 1	3,180	796,494	5,738,906.17	9.12%

## Top 10 best &amp; worst performing Shares

## Main Market

With positive Price change			With negative Price change		
	Closing price	change		Closing price	change
GEN. COMMERCIAL & IND.SA (CR)	1.15	10.58% #	AUTOHELLAS SA (CR)	9.58	-3.62% €
AVAX S.A. (CR)	0.82	6.63% #	ATTICA BANK S.A. (CR)	0.1428	-3.51% €
MARFIN INVESTMENT GROUP (CR)	0.0285	4.40% #	JUMBO SA (CR)	13.43	-2.61% €
NATIONAL BANK (CR)	2.849	4.09% #	EYDAP S.A. (CR)	6.68	-2.20% €
INTRACOM HOLDINGS (CR)	1.766	3.40% #	INTERWOOD-XYLEMPORIA (CR)	0.21	-1.87% €
BANK OF GREECE (CR)	17.4	3.33% #	OTE (CR)	16.255	-1.72% €
ELINOIL S.A. (CR)	1.65	3.13% #	ELASTRON (CR)	2.29	-1.72% €
TECHNICAL OLYMPIC SA (CR)	1.47	2.80% #	INTRAKAT (CR)	2.14	-1.38% €
CENERGY HOLDINGS (CB)	3.675	2.80% #	OPAP (CR)	12.21	-1.37% €
QUEST HOLDINGS (CR)	17.68	2.79% #	ELVALHALCOR (CR)	1.7	-1.16% €
With the highest Transactions Value			With the highest Transactions Volume		
	Value (thou. €)	change		Volume	change
ALPHA SERVICES HOLD (CR)	12,013.68	0.97% #	ALPHA SERVICES HOLD (CR)	11,282,257	0.97% #
EUROBANK HOLDINGS (CR)	9,172.88	0.72% #	EUROBANK HOLDINGS (CR)	9,789,375	0.72% #
NATIONAL BANK (CR)	7,459.40	4.09% #	PIRAEUS FINANCIAL HOLD (CR)	2,732,235	0.39% #
OTE (CR)	5,244.12	-1.72% €	NATIONAL BANK (CR)	2,601,758	4.09% #
PIRAEUS FINANCIAL HOLD (CR)	3,586.04	0.39% #	MARFIN INVESTMENT GROUP (CR)	1,177,172	4.40% #
PPC (CR)	3,331.57	-0.13% €	PPC (CR)	437,961	-0.13% €
OPAP (CR)	3,082.45	-1.37% €	INTRACOM HOLDINGS (CR)	351,416	3.40% #
MYTILINEOS (CR)	2,960.13	-0.49% €	OTE (CR)	317,390	-1.72% €
JUMBO SA (CR)	1,947.57	-2.61% €	OPAP (CR)	249,855	-1.37% €
TERNA ENERGY (CR)	1,457.93	0.58% #	MYTILINEOS (CR)	205,947	-0.49% €

Note: Stocks that are not included in the "Under Supervision" category, and the transactions value is more than 10,000 €.

## Derivatives Summary

	Number of Trades	Volume	Open Interest
<b>Index Futures</b>	<b>297</b>	<b>1,018</b>	<b>2,970</b>
FTSE/Athex Banks	3	3	2
FTSE/Athex Large Cap	294	1,015	2,968
<b>Stock Futures</b>	<b>4,144</b>	<b>144,457</b>	<b>312,032</b>
ADMIE (IPTO) HOLDING S.A. (CR)	75	4,546	5,021
ALPHA SERVICES HOLD (CR)	899	48,177	91,732
CC HBC AG (CR)	80	312	1,722
CENERGY HOLDINGS (CB)	95	1,666	10,138
ELLAKTOR (CR)	31	2,180	12,014
EUROBANK HOLDINGS (CR)	482	26,201	35,742
EYDAP S.A. (CR)	14	48	433
FOURLIS (CR)	70	1,341	2,372
GEK TERNA (CR)	52	2,420	6,071
HELLENIC EXCHANGES-A.S.E. (CR)	32	310	1,772
HELLENIC PETROLEUM (CR)	112	1,807	1,691
INTRACOM HOLDINGS (CR)	110	2,411	6,007
JUMBO SA (CR)	15	34	1,133
LAMDA DEVELOPMENT SA (CR)	165	1,779	5,505
MARFIN INVESTMENT GROUP (CR)	54	22,415	32,538
MOTOR OIL (CR)	157	1,017	2,201
MYTILINEOS (CR)	259	3,554	6,506
NATIONAL BANK (CR)	644	10,708	30,489
OPAP (CR)	63	424	1,423
OTE (CR)	32	247	1,145
P.P.A. S.A. (CR)	22	167	711
PIRAEUS FINANCIAL HOLD (CR)	207	7,345	29,702
PPC (CR)	296	3,463	15,348
TERNA ENERGY (CR)	50	361	1,768
TITAN CEMENT (CB)	42	986	1,185
VIOHALCO SA/NV (CB)	86	538	7,663
<b>Index Options</b>	<b>11</b>	<b>67</b>	<b>1,073</b>
FTSE/Athex Large Cap	11	67	1,073
<b>Stock Options</b>	<b>0</b>	<b>0</b>	<b>1,102</b>
ALPHA SERVICES HOLD (CR)	0	0	250
NATIONAL BANK (CR)	0	0	658
OPAP (CR)	0	0	51
OTE (CR)	0	0	62
PIRAEUS FINANCIAL HOLD (CR)	0	0	11
PPC (CR)	0	0	70
<b>Total Derivatives Traded</b>	<b>4,452</b>	<b>145,542</b>	<b>317,177</b>



Number of Outstanding Securities	Nominal Value	Dividends [1]			Date of Last Dividend [2]	Date of Last Coupon Right	Note	Shares	Closing price	% change	Previous closing price/date	Open price	Price min	Price max	Last price	Avg price	Last Bid [7]	Last Ask [7]	P/E after tax	Year	Volume	Trades	Transactions Value[8]	Company Mkt Value (thou. €)	Year low	Year high	Sector[4]
		2019	2020	2021																							
2,347,411,265	0.300				07/04/2008	18/04/2017																					
190,162,681						07/12/2016																					
371,795,418	6.70	(0.6196)	0.64		08/07/2021	29/04/2013																					
3,709,161,852	0.220				02/05/2008	20/05/2019																					
52,131,944	1.00				21/06/2010	23/07/2019																					
76,000,000	1.00				03/07/2007	17/09/2018																					
136,059,759	0.880	0.442	0.77		24/01/2022	05/03/2014																					
176,736,715	0.300				30/05/2007	27/11/2019																					
939,510,748	0.100				26/04/2007	29/08/2014																					
35,740,896	1.33	0.3		1.25	01/02/2022	21/07/2020																					
78,325,475						23/07/2019																					
259,189,761		0.01	0.02	0.01	28/05/2021	26/02/2016																					
232,000,000	2.12	0.0889	0.1069	0.0854	06/09/2021	19/06/2017																					
90,167,100	0.650				03/06/2019	24/05/2021																					
103,423,291	0.570				01/08/2011	19/04/2016																					
382,000,000	2.48				20/07/2015	12/12/2001																					
914,715,153	1.00				16/05/2008	29/08/2018																					
375,241,586	0.390	0.03	0.01		27/05/2021	14/07/2006																					
348,192,005	0.040				05/07/2011	16/07/2021																					
60,348,000	0.420	0.07	0.07		04/06/2021	04/08/2021																					
305,635,185	2.18	0.5	0.1		05/07/2021	01/10/2003																					
106,500,000	0.600	0.38			30/06/2021	13/09/2021																					
114,320,400	0.100			0.01	26/11/2021	05/08/2019																					
110,782,980	0.750	1.1507		0.2007	08/11/2021	04/11/2013																					
142,891,161	0.970	0.3617	0.378		24/06/2021	07/07/2017																					
25,000,000	2.00	0.5388	0.4		26/07/2021	08/08/2003																					
352,856,287	0.300	0.3	0.55	0.1	20/10/2021	25/04/2001																					
448,100,608	2.83	0.5554	0.6879	0.2521	15/11/2021	18/06/1998																					
1,250,367,223	0.950				16/05/2008	14/04/2021																					
43,741,452	0.660	0.0576	0.16	0.1099	01/12/2021	01/11/1999																					
69,877,484	0.780	0.167	0.2239		25/05/2021	13/06/2018																					
115,855,090	0.300	0.3445	0.3407		20/12/2021	05/03/2020																					

## Main Market - Medium Liquidity Class

13,126,020	0.660		0.0837		28/07/2021	04/09/2020																						
1,224,229,445	0.200				04/06/2008	22/11/2021																						
48,624,764	0.080	0.23	0.23		07/04/2021	25/06/2019																						
148,651,087	0.040				01/07/2008	21/02/2020																						







Number of Outstanding Securities	Nominal Value	Dividends [1] 2019 2020 2021	Date of Last Coupon Dividend [2] Right	Note	Shares	Closing price	% change	Previous closing price/date	Open price	Price min	Price max	Last price	Avg price	Last Bid [7]	Last Ask [7]	P/E after tax	Year	Volume	Trades	Transactions Value[8]	Company Mkt Value (thou. €)	Year low high	Year high	Sector[4]	
5,867,311	0.300	---	11/08/2010	28/04/2017	5243	DIONIC (CR)	0.11	---	0.11	30/06/2020	---	---	---	---	---	---	---	---	---	---	---	645.40	0.11	0.11	50205010
66,948,210	0.300	---	22/09/2015	22/09/2015	5179	FOLLI FOLLIE (CR)	4.8	---	4.8	24/05/2018	---	---	---	---	---	---	---	---	---	---	---	321,351.41	4.8	4.8	40401030
12,417,000	0.310	---	27/08/2019	28/08/2017	5233	MLS MULTIMEDIA SA (CR)	0.57	---	0.57	12/05/2020	---	---	---	---	---	---	---	---	---	---	---	7,077.69	0.57	0.57	10101015
33,301,715	0.320	---	27/06/2003	08/07/2009	5241	AEGEK (CR)	0.035	---	0.035	25/06/2020	---	---	---	---	---	---	---	---	---	---	---	1,165.56	0.035	0.035	50101010
4,737,503	0.320	---	22/06/2005	22/09/2015	5115	VARANGIS AVEPE S.A. (CR)	0.11	---	0.11	02/03/2022	---	---	---	---	---	---	---	---	---	---	---	521.13	0.11	0.11	40202015
77,126,446	0.340	---	23/05/2005	18/08/2011	5206	G.E. DIMITRIOU (CR)	0.0125	---	0.0125	30/04/2019	---	---	---	---	---	---	---	---	---	---	---	964.08	0.0125	0.0125	40202020
7,085,888	1.59	---	02/07/1996	06/09/2010	5216	ELVIEK (CR)	2.6	---	2.6	30/09/2019	---	---	---	---	---	---	---	---	---	---	---	18,423.31	2.6	2.6	35101010
25,179,640	0.600	---	08/08/1994	19/09/2000	5191	J.BOUTARIS & SON (CR)	0.026	---	0.026	01/10/2018	---	---	---	---	---	---	---	---	---	---	---	742.45	0.026	0.026	45101015
1,540,000	0.600	---	08/08/1994	19/09/2000	5192	J.BOUTARIS & SON (PR)	0.057	---	0.057	01/10/2018	---	---	---	---	---	---	---	---	---	---	---	742.45	0.057	0.057	45101015

## Suspension Status

## Shares' Notes

Code	Note text
( )	- Adjusted dividends.
*	- Last adjusted closing price.
[1]	- Net dividends.
[2]	- The "Date of Last Coupon" for New listings refers to the date company's stocks started to trade in Athex
[3]	- The Company Market Value is referred to the number of outstanding shares
[4]	- Sectors codification can be found in Appendix A
[5]	- The Market Value refers to the total number of shares listed (including their several classes) in the exchange by the company.
[6]	- P/E greater than 100
[7]	- Last view of the Order Book before the end of the trading session
[8]	- All Blocks Methods' Transactions Value are included.
4750	- Transfer to the Under Surveillance Category from 8/4/2011.
4912	- Transfer to the Surveillance Category as of 31/7/2012.
4955	- Transfer to the Surveillance Category as from 5/4/2013.
4957	- Transfer to the Surveillance Category as from 5/4/2013.
4958	- Transfer to the Surveillance Category as from 5/4/2013.
4959	- Transfer to the Surveillance Category as from 5/4/2013.
5093	- Transfer to the Surveillance Category as of 8/4/2015.
5112	- Transfer to the Surveillance Category as of 15/04/2016.
5115	- Transfer to the Surveillance Category as of 15/04/2016.
5141	- Transfer to the Surveillance Category as of 10/05/2017.
5160	- Transfer to the Surveillance Category as of 15/04/2016.
5162	- Transfer to the Under Supervision Category as of 21/12/2009.
5165	- Transfer to the Surveillance Category as of 15/02/2018.
5179	- Suspension of trading as of 25/05/2018.
5191	- Suspension of trading as of 02/10/2018.
5192	- Suspension of trading as of 02/10/2018.
5193	- Transfer to the Surveillance Category as of 25/10/2018.
5194	- Transfer to the Surveillance Category as of 25/10/2018.
5197	- Transfer to the Surveillance Category as of 07/11/2018.
5206	- Suspension of trading as of 02/05/2019.
5216	- Suspension of trading as of 01/10/2019.
5232	- Transfer to the Under Surveillance Category from 08/04/2011.
5233	- Suspension of trading as of 13/05/2020.
5241	- Suspension of trading as of 26/06/2020.
5243	- Suspension of trading as of 01/07/2020.
5245	- Transfer to the Surveillance Category as of 09/07/2020.
5246	- Transfer to the Surveillance Category as of 09/07/2020.
5248	- Transfer to the Surveillance Category as of 06/09/20116.
5253	- Transfer to the Surveillance Category as of 14/5/2021.

### Securities Blocks Details

Securities	Block Volume	Price	Block Trade Value	Time of approval	Note
QUALITY & RELIABILITY SA (CR)	121,391	0.400	48,556.40	11:11:36	20
OTE (CR)	29,017	16.70	484,438.82	11:20:00	20
QUEST HOLDINGS (CR)	20,000	17.60	352,000.00	13:24:13	20
REVOIL (CR)	100	1.20	119.50	14:17:48	18

### Blocks Notes

- 9 - Method 6-1 / Special Fees
- 10 - Method 6-1 / Special Fees, SDS
- 14 - Method 6-3 / Settlement, Incomplete Buy and Sell
- 18 - Method 6-2 / SPOT 1
- 19 - Method 6-2 / SPOT 2
- 20 - Method 6-1 and Method 6-1 Same Day Settlement
- 21 - Other Pre-agreed

## Shares Rights Details

Occured date	Exercise from	Exercise until	Trading until	Rights	Price min	Price max	Closing price	Last Bid	Last Ask	Volume	Trades	Transactions Value
--------------	---------------	----------------	---------------	--------	-----------	-----------	---------------	----------	----------	--------	--------	--------------------

No Rights Transactions.



---

### Forced Sales Details

---

Securities	Category of Security	Transactions Volume	Number of Trades	Transactions Value	Note
------------	----------------------	------------------------	---------------------	-----------------------	------

---

No Forced Transactions.

---

---

### Forced Sales Notes

---

- 1 - Compulsory Public Forced Sales
- 2 - Forced Sales of Fixed Registered Shares
- 3 - Forced Sales of Remaining Fractional Shares

## Exchange Traded Funds (ETFs) Characteristics

	Transactions Date (T)	Creation / Redemption	Units (T-1)	New Units (T-1)	Redemption Units (T-1)	Units (T) [1]	Fund Assets [2]	Net Unit Price	Dividend per Unit	Dividend Date
ALPHA ETF FTSE Athex Large Cap	14/03/2022	5,000	882,175	---	---	882,175	17,713,590.00	20.0795	0.71	01/07/2021

## ETFs Notes

[1] - Units (T) = Units (T-1) + New Units (T-1) - Redemption Units (T-1)

[2] - The Creation / Redemption Units of T-1 are included.

## Non Convertible Corporate Bonds - Regulated Market

Num Listed Bonds	Nominal price	Issue price	Today's Rate	Exp. Date	Duration (years)	Note	Coupon		Trading Unit	Corporate Bonds	Accrued Int.	Yield.T.Mat	Price min	Price max	Closing price	Previous closing price/date	Volume	Transactions Value	Last order		Date	ear min	Year max	
							Common	Preferred											Price	Buy / Sell				
300,000	1,000.00	1,000.00	2.30	14/12/2028	7	---	1	---	1	GEK TERNA S.A. (Non Convertible)	5.8778	4.1480	89.8500	90.9000	90.0108	89.7920	11/03/2022	37,000	33,521.48	89.8000	B	14/03/2022	89.3899	100.0000
320,000	1,000.00	1,000.00	3.40	21/07/2027	7	---	4	---	1	LAMDA DEVELOPMENT S.A. (Non Convertible)	5.1000	3.8820	96.5000	97.0000	96.8500	96.5000	11/03/2022	117,000	113,547.47	96.3000	B	14/03/2022	93.0000	102.0000
200,000	1,000.00	1,000.00	2.10	27/10/2027	7	---	3	---	1	O.P.A.P. S.A. (Non Convertible)	8.1667	2.3990	97.7000	99.0000	98.1491	98.1630	11/03/2022	14,000	13,855.21	95.0002	B	14/03/2022	96.0000	101.7500
200,000	1,000.00	1,000.00	1.90	23/03/2028	7	---	2	---	1	MOTOR OIL CORINTH REFINERIES SA (Non Convertible)	9.1833	2.8700	94.5753	95.0000	94.6733	94.5750	11/03/2022	26,000	24,853.83	94.6010	B	14/03/2022	94.5000	99.2000
100,000	1,000.00	1,000.00	2.70	25/05/2026	5	---	2	---	1	COSTAMARE PARTICIPATIONS PLC (Non Convertible)	8.3250	3.5860	96.4356	96.4356	96.4356	96.4360	11/03/2022	11,000	10,699.49	96.0000	B	14/03/2022	95.3065	102.0000
300,000	1,000.00	1,000.00	2.30	20/07/2028	7	---	2	---	1	PRODEA REIC S.A.(Non Convertible)	3.5139	4.1770	89.3000	91.0000	90.1475	89.7000	11/03/2022	105,000	94,222.69	89.3150	B	14/03/2022	89.3428	98.1000
150,000	1,000.00	1,000.00	2.65	22/10/2026	5	---	1	---	1	CPLP SHIPPING HOLDINGS PLC (Non Convertible)	10.6736	3.6120	---	---	---	96.0000	11/03/2022	---	---	94.7000	B	14/03/2022	94.2138	100.0000
500,000	1,000.00	1,000.00	2.75	03/07/2027	7	---	4	---	1	GEK TERNA S.A. (Non Convertible)	5.5000	4.1840	92.4000	92.9000	92.8343	92.4280	11/03/2022	33,000	30,770.68	92.5000	B	14/03/2022	91.0000	99.0000
120,000	1,000.00	1,000.00	2.65	06/12/2028	7	---	1	---	1	NOVAL PROPERTY REIC (Non Convertible)	7.3611	3.5600	94.8600	94.8600	94.8600	93.3560	01/03/2022	4,000	3,823.84	91.2510	B	14/03/2022	93.3560	100.0000
175,000	1,000.00	1,000.00	3.40	26/07/2024	5	---	6	---	1	ATTICA HOLDINGS S.A. (Non Convertible)	4.6278	4.9570	95.5100	96.0000	95.6900	95.5640	11/03/2022	42,000	40,384.17	95.2501	B	14/03/2022	94.5217	99.4500
100,000	1,000.00	1,000.00	2.95	11/02/2027	5	---	1	---	1	SAFE BULKERS PARTICIPATIONS PLC (Non Convertible)	2.7042	4.2560	94.5000	94.7000	94.5837	94.5000	11/03/2022	40,000	37,941.65	94.5900	B	14/03/2022	94.5000	99.9990
200,000	1,000.00	1,000.00	3.60	12/03/2026	7	---	7	---	1	AEGEAN AIRLINES S.A. (Non Convertible)	0.2000	3.8710	97.5000	98.0000	97.5600	98.0000	11/03/2022	25,000	24,395.00	95.5115	B	14/03/2022	95.8165	101.3000
150,000	1,000.00	1,000.00	2.60	22/10/2026	7	---	5	---	1	TERNA ENERGY FINANCE S.A. (Non Convertible)	10.4722	3.8710	94.0000	94.0000	94.0000	93.3000	11/03/2022	3,000	2,851.42	94.1200	B	14/03/2022	92.9810	99.9900
120,000	1,000.00	1,000.00	3.95	04/04/2025	7	---	8	---	1	GEK TERNA S.A. (Non Convertible)	17.8847	3.4060	100.0000	100.0500	100.0179	100.6200	11/03/2022	70,000	71,264.43	100.0500	B	14/03/2022	99.3357	103.2000
90,000	1,000.00	1,000.00	3.00	11/05/2023	5	---	8	---	1	CORAL A.E. (Non Convertible)	10.4167	2.7250	99.8000	100.0000	99.9500	100.5810	11/03/2022	99,000	99,945.75	99.9000	B	14/03/2022	99.8036	102.0000
20,148	1,000.00	1,000.00	4.95	26/06/2023	5	---	8	---	1	B&F COMM. & GARM. INDUS. S.A. (Non Convertible)	10.8625	4.3900	---	---	---	99.6810	09/03/2022	---	---	98.0001	B	14/03/2022	99.0000	101.0000
100,000	1,000.00	1,000.00	2.80	25/01/2027	5	---	1	---	1	PREMIA S.A. (Non Convertible)	3.8889	4.2540	93.0000	94.0000	94.0000	92.2000	11/03/2022	27,000	25,345.00	94.0000	B	14/03/2022	92.2001	99.5000
250,000	1,000.00	1,000.00	2.45	16/11/2028	7	---	1	---	1	ELVALHALCOR S.A. (Non Convertible)	8.1667	3.9120	---	---	---	92.0000	11/03/2022	---	---	94.0000	B	14/03/2022	90.5001	100.2900

## Corporate Bonds Notes

Transactions Volume = (Pieces) \* (Nominal Price). Transactions Value = (Pieces) \* (Nominal Price) \* (price %) + (Accrued interest).

The price of a Bond is stated as a percentage (%) of Bond's Nominal Price.

Nominal Price in Euros (€), except if it is noted differently.

## Government Bonds

Number Listed Bonds	Nominal price	Today's Rate	Accrued Interest Calc	Exp. Date [1]	Duration (years)	Note	Coupons Date	Curr. coupon value	Trading Unit	Government Bonds	Price min	Price max	Closing price	Previous closing price/date	Volume	Transactions Value	Price	Last order Buy / Sell	Date
3,000,000	1,000.00	4.38	Actual/Actual	01/08/2022	5	---	01/08	4.38	1	GGB-FXD-010822-05Y-4.375-1.000	---	---	---	---	---	---	1.0000	B	28/11/2018
4,500,000	1,000.00	1.88	Actual/Actual	04/02/2035	15	---	04/02	1.88	1	GGB-FXD-040235-15Y-1.875-1.000	---	---	---	---	---	---	---	---	---
2,500,000	1,000.00	3.45	Actual/Actual	02/04/2024	5	---	02/04	3.45	1	GGB-FXD-020424-05Y-3.450-1.000	---	---	---	---	---	---	---	---	---
6,000,000	1,000.00	0.75	Actual/Actual	18/06/2031	10	---	18/06	0.75	1	GGB-FXD-180631-10Y-0.750-1.000	---	---	---	---	---	---	---	---	---
4,355,990,324	1.00	3.50	Actual/Actual	30/01/2023	5	---	01/02 - 31/01	3.50	1	GGB-FXD-300123-05Y-3.500-1.000	---	---	---	94.5720 13/07/2018	---	---	1.0000	B	28/11/2018
5,962,747,327	1.00	3.75	Actual/Actual	30/01/2028	10	---	/02 - 01/02 - 31/	3.75	1	GGB-FXD-300128-10Y-3.750-1.000	---	---	---	85.4610 13/07/2018	---	---	1.0000	B	28/11/2018
6,567,309,386	1.00	3.90	Actual/Actual	30/01/2033	15	---	/02 - 01/02 - 31/	3.90	1	GGB-FXD-300133-15Y-3.900-1.000	---	---	---	78.6730 13/07/2018	---	---	1.0000	B	28/11/2018
5,222,848,349	1.00	4.00	Actual/Actual	30/01/2037	19	---	/02 - 01/02 - 31/	4.00	1	GGB-FXD-300137-19Y-4.000-1.000	---	---	---	77.0370 13/07/2018	---	---	1.0000	B	28/11/2018
5,126,770,669	1.00	4.20	Actual/Actual	30/01/2042	24	---	/02 - 01/02 - 31/	4.20	1	GGB-FXD-300142-24Y-4.200-1.000	---	---	---	77.7640 13/07/2018	---	---	1.0000	B	28/11/2018
119,550,565	1.00	4.30	Actual/Actual	24/02/2023	11	---	24/02	4.30	1	GGB-FXD-240223-11Y-2.000-1.000	---	---	---	10.0000 22/06/2015	---	---	10.0000	B	11/07/2019
48,794,718	1.00	4.30	Actual/Actual	24/02/2024	12	---	24/02	4.30	1	GGB-FXD-240224-12Y-2.000-1.000	---	---	---	10.0000 22/06/2015	---	---	---	---	---
40,248,141	1.00	4.30	Actual/Actual	24/02/2025	13	---	24/02	4.30	1	GGB-FXD-240225-13Y-2.000-1.000	---	---	---	10.0000 22/06/2015	---	---	---	---	---
59,586,043	1.00	4.30	Actual/Actual	24/02/2026	14	---	24/02	4.30	1	GGB-FXD-240226-14Y-2.000-1.000	---	---	---	10.0000 22/06/2015	---	---	---	---	---
41,118,344	1.00	4.30	Actual/Actual	24/02/2027	15	---	24/02	4.30	1	GGB-FXD-240227-15Y-2.000-1.000	---	---	---	10.0000 22/06/2015	---	---	---	---	---
45,137,734	1.00	4.30	Actual/Actual	24/02/2028	16	---	24/02	4.30	1	GGB-FXD-240228-16Y-2.000-1.000	---	---	---	10.0000 22/06/2015	---	---	---	---	---
61,768,888	1.00	4.30	Actual/Actual	24/02/2029	17	---	24/02	4.30	1	GGB-FXD-240229-17Y-2.000-1.000	---	---	---	10.0000 22/06/2015	---	---	---	---	---
54,567,744	1.00	4.30	Actual/Actual	24/02/2030	18	---	24/02	4.30	1	GGB-FXD-240230-18Y-2.000-1.000	---	---	---	10.0000 22/06/2015	---	---	---	---	---
37,541,515	1.00	4.30	Actual/Actual	24/02/2031	19	---	24/02	4.30	1	GGB-FXD-240231-19Y-2.000-1.000	---	---	---	10.0000 22/06/2015	---	---	---	---	---
37,558,317	1.00	4.30	Actual/Actual	24/02/2032	20	---	24/02	4.30	1	GGB-FXD-240232-20Y-2.000-1.000	---	---	---	10.0000 22/06/2015	---	---	---	---	---
37,473,732	1.00	4.30	Actual/Actual	24/02/2033	21	---	24/02	4.30	1	GGB-FXD-240233-21Y-2.000-1.000	---	---	---	10.0000 22/06/2015	---	---	---	---	---
33,888,293	1.00	4.30	Actual/Actual	24/02/2034	22	---	24/02	4.30	1	GGB-FXD-240234-22Y-2.000-1.000	---	---	---	10.0000 22/06/2015	---	---	---	---	---
35,177,800	1.00	4.30	Actual/Actual	24/02/2035	23	---	24/02	4.30	1	GGB-FXD-240235-23Y-2.000-1.000	---	---	---	10.0000 22/06/2015	---	---	---	---	---
35,547,268	1.00	4.30	Actual/Actual	24/02/2036	24	---	24/02	4.30	1	GGB-FXD-240236-24Y-2.000-1.000	---	---	---	10.0000 22/06/2015	---	---	---	---	---
40,246,306	1.00	4.30	Actual/Actual	24/02/2037	25	---	24/02	4.30	1	GGB-FXD-240237-25Y-2.000-1.000	---	---	---	10.0000 22/06/2015	---	---	---	---	---
37,643,952	1.00	4.30	Actual/Actual	24/02/2038	26	---	24/02	4.30	1	GGB-FXD-240238-26Y-2.000-1.000	---	---	---	10.0000 22/06/2015	---	---	---	---	---
36,977,100	1.00	4.30	Actual/Actual	24/02/2039	27	---	24/02	4.30	1	GGB-FXD-240239-27Y-2.000-1.000	---	---	---	10.0000 22/06/2015	---	---	---	---	---
41,615,000	1.00	4.30	Actual/Actual	24/02/2040	28	---	24/02	4.30	1	GGB-FXD-240240-28Y-2.000-1.000	---	---	---	10.0000 22/06/2015	---	---	---	---	---
42,227,208	1.00	4.30	Actual/Actual	24/02/2041	29	---	24/02	4.30	1	GGB-FXD-240241-29Y-2.000-1.000	---	---	---	10.0000 22/06/2015	---	---	---	---	---
68,288,487	1.00	4.30	Actual/Actual	24/02/2042	30	---	24/02	4.30	1	GGB-FXD-240242-30Y-2.000-1.000	---	---	---	10.0000 22/06/2015	---	---	---	---	---
4,000,000	1,000.00	3.88	Actual/Actual	12/03/2029	10	---	12/03	3.88	1	GGB-FXD-120329-10Y-3.875-1.000	---	---	---	---	---	---	100.0000	B	15/10/2019
4,500,000	1,000.00	0.00	Actual/Actual	12/02/2026	5	---	12/02	0.00	1	GGB-FXD-120226-05Y-0.000-1.000	---	---	---	---	---	---	---	---	---
3,000,000	1,000.00	3.38	Actual/Actual	15/02/2025	7	---	15/02	3.38	1	GGB-FXD-150225-07Y-3.375-1.000	---	---	---	---	---	---	---	---	---
250,250	1,000.00	2.90	Actual/Actual	20/03/2023	4	---	20/03	2.90	1	GGB-FXD-200323-04Y-2.900-1.000	---	---	---	---	---	---	---	---	---
964,000	1,000.00	3.25	Actual/Actual	20/03/2025	6	---	20/03	3.25	1	GGB-FXD-200325-06Y-3.250-1.000	---	---	---	---	---	---	---	---	---

## Government Bonds Notes

Transactions Volume = (Pieces) \* (Nominal Price). Transactions Value = (Pieces) \* (Nominal Price) \* (price %) + (Accrued interest).

The Value of current coupon for the issues with NV 0.01 euro refers to NV 100 euros

FLR: Floating Interest Rate.

[1] - The Expiration Date of the interest bearing period and the Date for coupon payment.

## Government Bonds

Number Listed Bonds	Nominal price	Today's Rate	Accrued Interest Calc	Exp. Date [1]	Duration (years)	Note	Coupons Date	Curr. coupon value	Trading Unit	Government Bonds	Price min	Price max	Closing price	Previous closing price/date	Volume	Transactions Value	Price	Last order Buy / Sell	Date
2,100,000	1,000.00	3.55	Actual/Actual	20/03/2026	7	---	20/03	3.55	1	GGB-FXD-200326-07Y-3.550-1.000	---	---	---	---	---	---	---	---	---
40,000	1,000.00	0.11	FLR Actual/360	16/09/2022	1	---	16/03 - 16/09	---	1	GGB-FLT-160922-01Y-0.108-1.000	---	---	---	---	---	---	---	---	---
5,500,000	1,000.00	1.50	Actual/Actual	18/06/2030	10	---	18/06	1.50	1	GGB-FXD-180630-10Y-1.500-1.000	---	---	---	---	---	---	---	---	---
5,364,250	1,000.00	3.25	Actual/Actual	20/03/2050	30	---	20/03	3.25	1	GGB-FXD-200350-30Y-3.250-1.000	---	---	---	---	---	---	---	---	---
2,424,361	1,000.00	2.00	Actual/Actual	22/04/2027	7	---	22/04	2.00	1	GGB-FXD-220427-07Y-2.000-1.000	---	---	---	---	---	---	99.9000	B	22/04/2020
2,500,000	1,000.00	1.88	Actual/Actual	23/07/2026	7	---	23/07	1.88	1	GGB-FXD-230726-07Y-1.875-1.000	---	---	---	---	---	---	---	---	---
3,500,000	1,000.00	1.88	Actual/Actual	24/01/2052	30	---	24/01	1.88	1	GGB-FXD-240152-30Y-1.875-1.000	---	---	---	---	---	---	---	---	---
3,000,000	1,000.00	1.75	Actual/Actual	26/01/2032	10	---	18/06	1.75	1	GGB-FXD-180632-10Y-1.750-1.000	---	---	---	---	---	---	---	---	---

## Government Bonds Notes

Transactions Volume = (Pieces) \* (Nominal Price). Transactions Value = (Pieces) \* (Nominal Price) \* (price %) + (Accrued interest).

The Value of current coupon for the issues with NV 0.01 euro refers to NV 100 euros

FLR: Floating Interest Rate.

[1] - The Expiration Date of the interest bearing period and the Date for coupon payment.

## Treasury Bills &amp; Zero Coupon Government Bonds

Issue Date	13-Week Maturity									26-Week Maturity							52-Week Maturity										
	Exp. Date	Initial Rate	Num Listed Bonds	Nominal price	Issue price	Last Trade Price	Last Trade Date	Volume Traded	Note	Exp. Date	Initial Rate	Num Listed Bonds	Nominal price	Issue price	Last Trade Price	Last Trade Date	Volume Traded	Note	Exp. Date	Initial Rate	Num Listed Bonds	Nominal price	Issue price	Last Trade Price	Last Trade Date	Volume Traded	Note
11/06/2021	---	---	---	---	---	---	---	---	---	---	---	---	---	---	---	---	---	---	10/06/2022	-0.31	1,600,000	1,000.00	1,003.10	---	---	---	---
10/09/2021	---	---	---	---	---	---	---	---	---	---	---	---	---	---	---	---	---	---	09/09/2022	-0.31	1,000,000	1,000.00	1,003.14	---	---	---	---
10/12/2021	---	---	---	---	---	---	---	---	---	---	---	---	---	---	---	---	---	---	09/12/2022	-0.40	600,000	1,000.00	1,004.06	---	---	---	---

Bonds in Circulation	Currency / Min nominal traded Value	Coupons Payment Date	Current Coupon Value	Note	Coupon	Trading Unit	Issue Date	Duration (years)	Today's Interest	A.I.C in days	Bonds	Last price of previous days		Last Outcry in Cash (euro)		Trades in Pieces	Life min	Life Max	
												Price	Buy / Sell	Price	Buy / Sell				
<b>Corporate Bonds in Foreign Currency and Euro</b>																			
103,746	GBP / 10	01/12	0.25	---	63	1	01/12/1930	98	2.5	360	National Mortgage Bank	2.27	05/02/1996	2.27	S	05/02/1996	---	2.27	2.27
0	GBP / 10	01/12	0.25	---	65	1	01/12/1928	100	2.5	360	National Mortgage Bank	---	---	---	---	---	---	---	---

## Government Bonds Notes

A.I.C: Accrued Interest Calculation base.

FLR: Floating Interest Rate.

The minimum tradeable Nominal Value for all Demeterialised Government Titles is 100 Euros.

(μτφρ-0)

## Athex &amp; ATHEXClear Members List

Member Name				Stock Market			Derivatives Market		ATHEXClear Member	
	Address	Phone	Fax	Market Member	Remote Member	Market Maker	Proprietary	Market Maker	General Clearing	Direct Clearing
A. SARRIS SECURITIES S.A.				a						
6, ΔΡΑΓΑΤΣΑΝΙΟΥ 6 ΑΘΗΝΑ	2103367700									
AEONIC SECURITIES C.I.F. P.L.C.				a	a					
, ΛΑΪΟΥ 6, ΓΡ. 301B, ANNA COURT	35725337600									
ALPHA BANK S.A.									a	
, ΣΤΑΔΙΟΥ 40 ΑΘΗΝΑ	2103260000									
ALPHA FINANCE INVESTMENT SERVICES SINGLE MEMBER SA				a		a	a	a		a
5, ΜΕΡΛΙΝ 5 ΑΘΗΝΑ	2103677400									
ARGUS STOCKBROKERS LTD				a	a		a			
25, 25 ΛΕΩΦΟΡΟΣ ΔΗΜΟΣΘΕΝΗ ΣΕΒΕΡΗ	0035722717000									
ATLANTIC SECURITIES LTD				a	a					
37, ΠΡΟΔΡΟΜΟΥ 37	0035722445400									
AXON SECURITIES S.A.				a			a			
48, ΣΤΑΔΙΟΥ 48 ΑΘΗΝΑ	2103363800									
BETA SECURITIES S.A.				a		a	a			a
29, Α.ΑΛΕΞΑΝΔΡΑΣ 29 ΑΘΗΝΑ	2106478930									
BNP PARIBAS SECURITIES SERVICES									a	
2, ΛΑΜΨΑΚΟΥ 2 ΑΘΗΝΑ	2107468500									
BOFA SECURITIES EUROPE SA				a	a					
, 112 AVENUE KL'BER 75116	+33 153655555									
CAPITAL SECURITIES S.A.				a			a			
58, ΜΗΤΡΟΠΟΛΕΩΣ 58 ΑΘΗΝΑ	2103369700									
CFS SECURITIES INVESTMENT SERVICES S.A.				a						
3, ΠΑΠΑΡΡΗΓΟΠΟΥΛΟΥ 3 ΑΘΗΝΑ	2103360800									
CITIGROUP GLOBAL MARKETS EUROPE AG				a	a					
16, REUTERWEG 16 FRANKFURT	+49 691366-0									
CITIGROUP GLOBAL MARKETS LIMITED				a						
1, 33 CANADA SQUARE - CANARY WHARF	+44 02079864000									
CREDIT SUISSE BANK (EUROPE), S.A.				a	a					
, CALLE AYALA 42, 3A PLANTA-B MADRID	+34917916000									
CREDIT SUISSE SECURITIES (EUROPE) LIMITED				a						
1, ONE CABOT SQUARE LONDON	+44 2078888888									
CYCLOS SECURITIES S.A.				a			a			
39, ΠΑΝΕΠΙΣΤΗΜΙΟΥ 39 ΑΘΗΝΑ	2103364300									
DEUTSCHE BANK S.A.					a					
1, GREAT WINCHESTER STREET LONDON	+44 20 754 54209	00441133361437								
EUROBANK EQUITIES INVESTMENT FIRM S.A				a		a	a	a		a
, ΦΙΛΕΛΗΝΩΝ 10 & ΞΕΝΟΦΩΝΤΟΣ 13 ΑΘΗΝΑ	2103720425									
EUROBANK S.A.									a	
, ΟΘΩΝΟΣ 8 ΑΘΗΝΑ	2103337000									
EUROCORP INVESTMENT SERVICES S.A.				a			a			a
14, ΠΛ.ΦΙΛΙΚΗΣ ΕΤΑΙΡΕΙΑΣ 14 ΑΘΗΝΑ	2107263600									
EUROTRUST INVESTMENT FIRM SA				a						
113, ΣΕΒΑΣΤΟΥΠΟΛΕΩΣ 113 ΑΘΗΝΑ	2103363100									
EUROXX SECURITIES S.A.				a		a	a	a		a
7, ΠΑΛΑΙΟΛΟΓΟΥ ΧΑΛΑΝΔΡΙ	(210)-6879400	(210)-6879401								
7, ΠΑΛΕΟΛΟΓΟΥ ΧΑΛΑΝΔΡΙ	+30 2106879400	210-6879401								
G. A. PERVANAS SECURITIES- INVESTMENT SERVICES S.A.				a						
7-9, ΣΟΦΟΚΛΕΟΥΣ 7-9 ΑΘΗΝΑ	2103727200									
GLOBAL CAPITAL SECURITIES & FINANCIAL SERVICES LTD				a	a					
50, ΛΑΡΧΙΕΠΙΣΚΟΠΟΥ ΜΑΚΑΡΙΟΥ Γ50	0035722710710									
HELLENIC AMERICAN SECURITIES S.A.				a		a	a			a
27, ΑΝΔΡΕΑ ΠΑΠΑΝΔΡΕΟΥ 27 ΜΑΡΟΥΣΙ	2103311100									
HELLENIC BANK (INVESTMENTS) LTD					a					
, ΑVE.ΚΥΡΙΑΚΟΥ ΜΑΤΣΙ 31 - PO BOX 24747 NICOSIA	+357 22500100	357 22500110								
HSBC CONTINENTAL EUROPE									a	
109-111, Α.ΜΕΣΟΓΕΙΩΝ 109-111	2106960000									
INDEX SECURITIES S.A.				a						
6, ΔΡΑΓΑΤΣΑΝΙΟΥ 6 ΑΘΗΝΑ	2103213920									
J. CHR. MAVRIKIS SECURITIES S.A.				a						
5, ΣΟΦΟΚΛΕΟΥΣ 5 ΑΘΗΝΑ	2103216730									
ΚΑΡΡΑ SECURITIES S.A.				a			a			
15, ΒΑΛΑΩΡΙΤΟΥ 15 ΑΘΗΝΑ	2103678600									



## Athex &amp; ATHEXClear Members List

Member Name				Stock Market			Derivatives Market		ATHEXClear Member	
	Address	Phone	Fax	Market Member	Remote Member	Market Maker	Proprietary	Market Maker	General Clearing	Direct Clearing
KARAMANOF SECURITIES & INVESTMENT SERVICES S.A.				a						
2, ΠΛΑΓ.ΘΕΟΔΩΡΩΝ 2 ATHINA	2103212947									
LAIKI FINANCIAL SERVICES LTD					a					
26, AVE. VYRONOS NICOSIA	357 22367367	357 22718567								
LEON DEPOLAS SECURITIES S.A.				a		a	a			
1, ΧΡΗΣΤΟΥ ΛΑΔΑ 1 ATHINA	2103213276 -28									
MEGA EQUITY SECURITIES & FINANCIAL SERVICES PUBLIC LTD				a	a		a			
42-44, ΛΕΩΦ.ΓΡΙΒΑ ΔΙΓΓΕΝΗ 42-44	0035722711711									
MERIT SECURITIES S.A				a		a	a			a
5, ΣΟΦΟΚΛΕΟΥΣ 5 ATHINA	2103671880									
MERRILL LYNCH INTERNATIONAL				a						
2, 2 KING EDWARD STREET LONDON	+44 20276281000									
N. CHRYSOCHOIDIS SECURITIES S.A.				a			a			a
7-9, ΣΟΦΟΚΛΕΟΥΣ 7-9 ATHINA	2103213913									
NATIONAL BANK OF GREECE S.A.				a			a		a	
86, ΑΙΟΛΟΥ STR. ATHINA	(210)-3341000	(210)-3228187								
68, ΑΚΑΔΙΜΙΑΣ STR. ATHINA	(210)-3328817	(210)-3328678								
NATIONAL SECURITIES SINGLE MEMBER SA				a		a	a	a		
66, ΛΕΩΦΟΡΟΣ ΑΘΗΝΩΝ 128-132 & ΙΦΙΓΕΝΙΑΣ ATHINA	2103328784									
NUNTIUS BROKERAGE AND INVESTMENT SERVICES S.A				a						
6, ΔΡΑΓΑΤΣΑΝΙΟΥ 6 ATHINA	2103350599									
ONE PLUS CAPITAL LIMITED				a	a					
, 75 PRODROMOU AVENUE NICOSIA 1307	35722873760									
OPTIMA BANK S.A.				a		a	a	a	a	
32, ΑΙΓΙΑΛΕΙΑΣ 32 & ΠΑΡΑΔΕΙΣΟΥ MAROUSI	2108173663									
PANTELAKIS SECURITIES S.A.				a		a	a	a		
57, ΕΘΝΙΚΗΣ ΑΝΤΙΣΤΑΣΕΩΣ 57, ΚΤΙΠΙΟ Β CHALANDRI	2106965000									
PEGASUS SECURITIES S.A				a			a			
17, ΒΑΛΑΩΡΙΤΟΥ 17 & ΑΜΕΡΙΚΗΣ ATHINA	2103670700									
PIRAEUS BANK S.A.				a			a		a	
, ΑΜΕΡΙΚΗΣ 4 ATHINA	2103335000									
PIRAEUS SECURITIES S. A.				a		a	a	a		a
10, ΣΤΑΔΙΟΥ 10 ATHINA	2103354100									
PROCHOICE SECURITIES LTD				a	a					
57, ΛΕΩΦ.ΣΠΥΡΟΥ ΚΥΠΡΙΑΝΟΥ 57, ΑΚΙΝΗΤΑ Φ	035724661192									
SHARELINK SECURITIES & FINANCIAL SERVICES LTD				a			a			
6, HOUSE-ΘΕΟΤΟΚΗ 6 ΜΕΓΑΡΟ ΕΛΛΗΝΑ	+357 22554200									
SOCIETE GENERALE S.A.				a	a		a			
, 17 COURS VALMY, CEDEX	+157290504									
SOLIDUS SECURITIES S.A				a			a			a
64, ΛΟΥΙΖΗΣ ΠΙΑΝΚΟΥΡ 64 ATHINA	2106900600									
ST. EM. LAVRENTAKIS SECURITIES S.A.				a			a			
7-9, ΣΟΦΟΚΛΕΟΥΣ 7-9 ATHINA	2103213336									
THE CYPRUS INVESTMENT & SECURITIES CORPORATION LTD				a	a					
154, ΛΕΩΦ. ΚΥΡΗΝΕΙΑΣ	0035722121700									
UBS EUROPE SE				a	a					
, OPERNTURM, BOCKENHEIMER LANDSTRASSE 2-4	496921790									
UBS LIMITED					a					
1, FINSBURY AVENUE LONDON	+44 2075687135									

List of Stocks under Market Making operations

Securities	Market Maker	Start Market Making	Stock Category
MLS MULTIMEDIA SA (CR)			Suspension Status
	PIRAEUS SECURITIES S. A.	01/08/2019	
ALPHA ETF FTSE Athex Large Cap			Exchange Traded Funds (ETFs)
	ALPHA FINANCE INVESTMENT SERVICES SINGLE MEMBER SA	02/01/1900	
	NATIONAL SECURITIES SINGLE MEMBER SA	02/01/1900	
ADMIE (IPTO) HOLDING S.A. (CR)			Main Market
	EUROBANK EQUITIES INVESTMENT FIRM S.A	24/05/2021	
	HELLENIC AMERICAN SECURITIES S.A.	09/03/2020	
	PIRAEUS SECURITIES S. A.	29/06/2017	
AEGEAN AIRLINES (CR)			Main Market
	EUROBANK EQUITIES INVESTMENT FIRM S.A	22/09/2020	
ALPHA SERVICES HOLD (CR)			Main Market
	ALPHA FINANCE INVESTMENT SERVICES SINGLE MEMBER SA	29/02/2016	
	EUROBANK EQUITIES INVESTMENT FIRM S.A	22/10/2006	
	HELLENIC AMERICAN SECURITIES S.A.	25/07/2014	
	LEON DEPOLAS SECURITIES S.A.	04/01/2016	
	MERIT SECURITIES S.A	03/09/2012	
	NATIONAL SECURITIES SINGLE MEMBER SA	02/01/1900	
	PIRAEUS SECURITIES S. A.	28/05/2009	
ANDROMEDA SA (CR)			Main Market
	BETA SECURITIES S.A.	15/02/2021	
AS COMPANY SA (CR)			Main Market
	EUROBANK EQUITIES INVESTMENT FIRM S.A	01/04/2019	
ATTICA BANK S.A. (CR)			Main Market
	EUROXX SECURITIES S.A.	22/01/2016	
AUTOHELLAS SA (CR)			Main Market
	ALPHA FINANCE INVESTMENT SERVICES SINGLE MEMBER SA	01/07/2019	
	EUROXX SECURITIES S.A.	02/07/2018	
AVAX S.A. (CR)			Main Market
	EUROBANK EQUITIES INVESTMENT FIRM S.A	14/12/2015	
	PIRAEUS SECURITIES S. A.	01/02/2021	
AVE (CR)			Main Market
	EUROXX SECURITIES S.A.	05/06/2020	
BRIQ PROPERTIES (CR)			Main Market
	EUROBANK EQUITIES INVESTMENT FIRM S.A	09/09/2019	
	LEON DEPOLAS SECURITIES S.A.	22/02/2021	
BYTE COMPUTER SA (CR)			Main Market
	MERIT SECURITIES S.A	04/08/2008	
CC HBC AG (CR)			Main Market
	BETA SECURITIES S.A.	08/03/2021	
	NATIONAL SECURITIES SINGLE MEMBER SA	02/01/1900	
	PIRAEUS SECURITIES S. A.	04/05/2015	
CENERGY HOLDINGS (CB)			Main Market
	ALPHA FINANCE INVESTMENT SERVICES SINGLE MEMBER SA	02/01/2016	
	EUROBANK EQUITIES INVESTMENT FIRM S.A	02/01/2016	
	OPTIMA BANK S.A.	14/03/2022	
CNL CAPITAL (CR)			Main Market
	MERIT SECURITIES S.A	01/10/2018	
EKTER SA (CR)			Main Market
	EUROBANK EQUITIES INVESTMENT FIRM S.A	16/10/2017	
	LEON DEPOLAS SECURITIES S.A.	21/05/2018	
ELASTRON (CR)			Main Market
	LEON DEPOLAS SECURITIES S.A.	20/02/2017	
ELLAKTOR (CR)			Main Market
	ALPHA FINANCE INVESTMENT SERVICES SINGLE MEMBER SA	18/03/2019	
	EUROBANK EQUITIES INVESTMENT FIRM S.A	01/06/2012	
	EUROXX SECURITIES S.A.	24/09/2018	
	NATIONAL SECURITIES SINGLE MEMBER SA	02/01/1900	
	PIRAEUS SECURITIES S. A.	22/10/2018	
ELTON SA (CR)			Main Market
	BETA SECURITIES S.A.	03/09/2012	
	LEON DEPOLAS SECURITIES S.A.	01/04/2019	
ELVALHALCOR (CR)			Main Market
	ALPHA FINANCE INVESTMENT SERVICES SINGLE MEMBER SA	07/05/2018	
	EUROBANK EQUITIES INVESTMENT FIRM S.A	07/05/2018	
ELVE SA (CR)			Main Market
	LEON DEPOLAS SECURITIES S.A.	02/11/2020	
ENTERSOFT (CR)			Main Market
	EUROBANK EQUITIES INVESTMENT FIRM S.A	22/06/2020	

## List of Stocks under Market Making operations

Securities	Stock Category
Market Maker	Start Market Making
<b>EUROBANK HOLDINGS (CR)</b>	Main Market
ALPHA FINANCE INVESTMENT SERVICES SINGLE MEMBER SA	09/01/2006
EUROBANK EQUITIES INVESTMENT FIRM S.A	01/06/2012
HELLENIC AMERICAN SECURITIES S.A.	25/07/2014
LEON DEPOLAS SECURITIES S.A.	30/11/2018
MERIT SECURITIES S.A	06/11/2017
NATIONAL SECURITIES SINGLE MEMBER SA	02/01/1900
PIRAEUS SECURITIES S. A.	28/09/2009
<b>EYDAP S.A. (CR)</b>	Main Market
ALPHA FINANCE INVESTMENT SERVICES SINGLE MEMBER SA	27/01/2020
EUROBANK EQUITIES INVESTMENT FIRM S.A	10/06/2019
<b>FOURLIS (CR)</b>	Main Market
EUROBANK EQUITIES INVESTMENT FIRM S.A	01/12/2016
PIRAEUS SECURITIES S. A.	06/03/2017
<b>GEK TERNA (CR)</b>	Main Market
BETA SECURITIES S.A.	08/03/2021
EUROBANK EQUITIES INVESTMENT FIRM S.A	24/05/2021
PIRAEUS SECURITIES S. A.	29/08/2019
<b>GR. SARANTIS S.A. (CR)</b>	Main Market
BETA SECURITIES S.A.	14/05/2012
EUROBANK EQUITIES INVESTMENT FIRM S.A	24/10/2016
<b>HELLENIC EXCHANGES-A.S.E. (CR)</b>	Main Market
HELLENIC AMERICAN SECURITIES S.A.	01/09/2014
NATIONAL SECURITIES SINGLE MEMBER SA	02/01/1900
PIRAEUS SECURITIES S. A.	04/05/2015
<b>HELLENIC PETROLEUM (CR)</b>	Main Market
HELLENIC AMERICAN SECURITIES S.A.	14/09/2015
PIRAEUS SECURITIES S. A.	20/03/2017
<b>IDEAL HOLDINGS (CR)</b>	Main Market
EUROBANK EQUITIES INVESTMENT FIRM S.A	07/06/2021
PIRAEUS SECURITIES S. A.	07/06/2021
<b>IKTINOS HELLAS SA (CR)</b>	Main Market
ALPHA FINANCE INVESTMENT SERVICES SINGLE MEMBER SA	01/04/2019
EUROBANK EQUITIES INVESTMENT FIRM S.A	25/02/2019
NATIONAL SECURITIES SINGLE MEMBER SA	02/01/1900
<b>INFORM P. LYKOS (CR)</b>	Main Market
BETA SECURITIES S.A.	31/01/2022
<b>INTERCONTINENTAL (CR)</b>	Main Market
LEON DEPOLAS SECURITIES S.A.	03/06/2019
<b>INTERWOOD-XYLEMPORIA (CR)</b>	Main Market
EUROBANK EQUITIES INVESTMENT FIRM S.A	05/07/2021
PANTELAKIS SECURITIES S.A.	01/07/2021
<b>INTRAKAT (CR)</b>	Main Market
BETA SECURITIES S.A.	04/10/2021
<b>JUMBO SA (CR)</b>	Main Market
BETA SECURITIES S.A.	01/02/2021
EUROBANK EQUITIES INVESTMENT FIRM S.A	25/05/2020
MERIT SECURITIES S.A	06/11/2017
PIRAEUS SECURITIES S. A.	06/03/2017
<b>KARAMOLEGOS SA (CR)</b>	Main Market
EUROXX SECURITIES S.A.	04/10/2019
<b>KLOUKINAS - LAPPAS SA (CR)</b>	Main Market
BETA SECURITIES S.A.	22/09/2014
<b>KRI-KRI S.A. (CR)</b>	Main Market
EUROBANK EQUITIES INVESTMENT FIRM S.A	07/05/2018
LEON DEPOLAS SECURITIES S.A.	16/01/2017
<b>LAMDA DEVELOPMENT SA (CR)</b>	Main Market
EUROBANK EQUITIES INVESTMENT FIRM S.A	08/12/2014
PANTELAKIS SECURITIES S.A.	06/11/2017
PIRAEUS SECURITIES S. A.	29/06/2017
<b>LAMPSA HOTEL SA (CR)</b>	Main Market
LEON DEPOLAS SECURITIES S.A.	16/01/2017
<b>MARFIN INVESTMENT GROUP (CR)</b>	Main Market
EUROBANK EQUITIES INVESTMENT FIRM S.A	23/03/2015
PIRAEUS SECURITIES S. A.	02/02/2009

## List of Stocks under Market Making operations

Securities	Market Maker	Start Market Making	Stock Category
<b>MOTOR OIL (CR)</b>			<b>Main Market</b>
BETA SECURITIES S.A.		08/03/2021	
EUROBANK EQUITIES INVESTMENT FIRM S.A		22/10/2006	
LEON DEPOLAS SECURITIES S.A.		01/04/2019	
MERIT SECURITIES S.A		25/02/2019	
NATIONAL SECURITIES SINGLE MEMBER SA		02/01/1900	
PIRAEUS SECURITIES S. A.		04/05/2015	
<b>MYTILINEOS (CR)</b>			<b>Main Market</b>
ALPHA FINANCE INVESTMENT SERVICES SINGLE MEMBER SA		15/04/2019	
EUROBANK EQUITIES INVESTMENT FIRM S.A		20/09/2017	
MERIT SECURITIES S.A		25/02/2019	
NATIONAL SECURITIES SINGLE MEMBER SA		02/01/1900	
PIRAEUS SECURITIES S. A.		04/05/2015	
<b>NATIONAL BANK (CR)</b>			<b>Main Market</b>
ALPHA FINANCE INVESTMENT SERVICES SINGLE MEMBER SA		09/01/2006	
EUROBANK EQUITIES INVESTMENT FIRM S.A		22/10/2006	
HELLENIC AMERICAN SECURITIES S.A.		25/07/2014	
LEON DEPOLAS SECURITIES S.A.		20/05/2015	
MERIT SECURITIES S.A		03/09/2012	
NATIONAL SECURITIES SINGLE MEMBER SA		02/01/1900	
PIRAEUS SECURITIES S. A.		08/09/2008	
<b>OPAP (CR)</b>			<b>Main Market</b>
ALPHA FINANCE INVESTMENT SERVICES SINGLE MEMBER SA		09/01/2006	
EUROBANK EQUITIES INVESTMENT FIRM S.A		22/10/2006	
HELLENIC AMERICAN SECURITIES S.A.		25/07/2014	
MERIT SECURITIES S.A		20/03/2017	
NATIONAL SECURITIES SINGLE MEMBER SA		02/01/1900	
PIRAEUS SECURITIES S. A.		04/05/2015	
<b>OTE (CR)</b>			<b>Main Market</b>
ALPHA FINANCE INVESTMENT SERVICES SINGLE MEMBER SA		09/01/2006	
EUROBANK EQUITIES INVESTMENT FIRM S.A		22/10/2006	
HELLENIC AMERICAN SECURITIES S.A.		25/07/2014	
LEON DEPOLAS SECURITIES S.A.		20/04/2015	
MERIT SECURITIES S.A		20/03/2017	
NATIONAL SECURITIES SINGLE MEMBER SA		02/01/1900	
PIRAEUS SECURITIES S. A.		08/09/2008	
<b>P.P.A. S.A. (CR)</b>			<b>Main Market</b>
EUROBANK EQUITIES INVESTMENT FIRM S.A		06/02/2019	
<b>PAPOUTSANIS (CR)</b>			<b>Main Market</b>
BETA SECURITIES S.A.		25/11/2013	
EUROBANK EQUITIES INVESTMENT FIRM S.A		06/12/2021	
<b>PETROPOULOS PETROS (CR)</b>			<b>Main Market</b>
EUROBANK EQUITIES INVESTMENT FIRM S.A		01/04/2019	
PANTELAKIS SECURITIES S.A.		16/03/2020	
<b>PIRAEUS FINANCIAL HOLD (CR)</b>			<b>Main Market</b>
ALPHA FINANCE INVESTMENT SERVICES SINGLE MEMBER SA		15/04/2019	
EUROBANK EQUITIES INVESTMENT FIRM S.A		22/10/2006	
EUROXX SECURITIES S.A.		15/02/2016	
HELLENIC AMERICAN SECURITIES S.A.		25/07/2014	
LEON DEPOLAS SECURITIES S.A.		30/11/2018	
MERIT SECURITIES S.A		16/09/2013	
NATIONAL SECURITIES SINGLE MEMBER SA		02/01/1900	
PIRAEUS SECURITIES S. A.		16/02/2009	
<b>PLAISIO COMPUTERS SA (CR)</b>			<b>Main Market</b>
EUROBANK EQUITIES INVESTMENT FIRM S.A		02/03/2015	
<b>PPC (CR)</b>			<b>Main Market</b>
ALPHA FINANCE INVESTMENT SERVICES SINGLE MEMBER SA		09/01/2006	
BETA SECURITIES S.A.		01/02/2021	
EUROBANK EQUITIES INVESTMENT FIRM S.A		22/10/2006	
HELLENIC AMERICAN SECURITIES S.A.		01/09/2014	
MERIT SECURITIES S.A		06/11/2017	
NATIONAL SECURITIES SINGLE MEMBER SA		02/01/1900	
PIRAEUS SECURITIES S. A.		28/09/2009	
<b>PREMIA (CR)</b>			<b>Main Market</b>
BETA SECURITIES S.A.		01/06/2021	
PANTELAKIS SECURITIES S.A.		23/12/2021	
<b>PROFILE SA (CR)</b>			<b>Main Market</b>
PANTELAKIS SECURITIES S.A.		01/07/2019	

List of Stocks under Market Making operations

Securities	Market Maker	Start Market Making	Stock Category
<b>QUEST HOLDINGS (CR)</b>			
	BETA SECURITIES S.A.	26/03/2018	Main Market
	EUROBANK EQUITIES INVESTMENT FIRM S.A	28/01/2019	
<b>TERNA ENERGY (CR)</b>			
	BETA SECURITIES S.A.	08/03/2021	Main Market
	EUROBANK EQUITIES INVESTMENT FIRM S.A	24/05/2021	
	PIRAEUS SECURITIES S. A.	09/12/2019	
<b>THRACE PLASTICS SA (CR)</b>			
	ALPHA FINANCE INVESTMENT SERVICES SINGLE MEMBER SA	26/03/2018	Main Market
	EUROBANK EQUITIES INVESTMENT FIRM S.A	26/03/2018	
<b>TITAN CEMENT (CB)</b>			
	BETA SECURITIES S.A.	01/02/2021	Main Market
	EUROBANK EQUITIES INVESTMENT FIRM S.A	06/11/2019	
	PIRAEUS SECURITIES S. A.	18/01/2021	
<b>TZIRAKIAN PROFIL (CR)</b>			
	LEON DEPOLAS SECURITIES S.A.	19/07/2021	Main Market
<b>UNIBIOS (CR)</b>			
	LEON DEPOLAS SECURITIES S.A.	01/02/2021	Main Market
<b>VIOHALCO SA/NV (CB)</b>			
	ALPHA FINANCE INVESTMENT SERVICES SINGLE MEMBER SA	11/03/2008	Main Market
	EUROBANK EQUITIES INVESTMENT FIRM S.A	04/03/2014	
	MERIT SECURITIES S.A	17/03/2014	

Underlying Asset				Derivatives Market													
Price max	Price min	Closing price	change	Delivery Month	Open price	Price max	Price min	Last price	Closing price	Last Bid	Last Ask	Fixing price*	Life high	Life low	Trades	Volume	Open Interest
<b>FTSE/Athex Large Cap</b>				(Trade Unit: 1 Index Point x 2€, Cash Settlement)													
2,049.65	1,990.83	1,993.80	0.15%	March 2022	2,011.00	2,044.50	1,998.00	1,998.00	1,998.00	---	---	---	2,382.00	---	155	589	2,210
				April 2022	2,019.00	2,046.00	1,995.50	1,999.00	1,999.00	---	---	---	2,350.00	---	139	426	758
				May 2022	---	---	---	---	1,998.50	---	---	---	---	---	---	---	---
				June 2022	---	---	---	---	2,001.75	---	---	---	---	---	---	---	---
				September 2022	---	---	---	---	2,011.75	---	---	---	---	---	---	---	---
				December 2022	---	---	---	---	2,021.75	---	---	---	---	---	---	---	---
<b>FTSE/Athex Banks</b>				(Trade Unit: 1 Index Point x 15€, Cash Settlement)													
597.72	561.23	569.67	1.50%	March 2022	578.75	578.75	574.50	574.50	574.50	---	---	---	694.50	---	3	3	2
				June 2022	---	---	---	---	564.25	---	---	---	---	---	---	---	---
				September 2022	---	---	---	---	567.00	---	---	---	---	---	---	---	---
				December 2022	---	---	---	---	570.00	---	---	---	---	---	---	---	---

Derivatives notes

Fixing prices and final open positions can be retrieved from the following path <http://www.helex.gr/el/web/guest/statistics-end-of-day-derivatives>

Underlying Asset				Derivatives Market													
Price max	Price min	Closing price	change	Delivery Month	Open price	Price max	Price min	Last price	Closing price	Last Bid	Last Ask	Fixing price*	Life high	Life low	Trades	Volume	Open Interest
<b>ADMIE (IPTO) HOLDING S.A. (CR)</b>																	
(Contract Size: 100 Securities, Physical Delivery)																	
2.29	2.245	2.255	0.00%	March 2022	2.26	2.28	2.26	2.27	2.27	---	---	---	2.62	---	40	2,260	4,629
				June 2022	2.30	2.30	2.28	2.28	2.28	---	---	---	2.32	---	35	2,286	392
				September 2022	---	---	---	---	2.28	---	---	---	---	---	---	---	---
				December 2022	---	---	---	---	2.29	---	---	---	---	---	---	---	---
<b>ALPHA SERVICES HOLD (CR)</b>																	
(Contract Size: 100 Securities, Physical Delivery)																	
1.101	1.04	1.04	0.97%	March 2022	1.01	1.10	1.01	1.04	1.04	---	---	---	1.45	---	463	30,821	67,246
				June 2022	1.06	1.10	1.04	1.05	1.05	---	---	---	1.45	---	436	17,356	24,486
				September 2022	---	---	---	---	1.09	---	---	---	1.27	---	---	---	---
				December 2022	---	---	---	---	1.05	---	---	---	---	---	---	---	---
<b>CC HBC AG (CR)</b>																	
(Contract Size: 100 Securities, Physical Delivery)																	
19.9	19.36	19.6	1.55%	March 2022	18.86	19.79	18.86	19.74	19.74	---	---	---	31.99	---	45	160	1,277
				June 2022	19.55	19.96	18.93	19.70	19.70	---	---	---	27.57	---	35	152	445
				September 2022	---	---	---	---	19.50	---	---	---	---	---	---	---	---
				December 2022	---	---	---	---	19.60	---	---	---	---	---	---	---	---
<b>CENERGY HOLDINGS (CB)</b>																	
(Contract Size: 100 Securities, Physical Delivery)																	
3.685	3.605	3.675	2.80%	March 2022	3.49	3.68	3.49	3.67	3.67	---	---	---	4.09	---	61	870	9,718
				June 2022	3.52	3.71	3.52	3.67	3.67	---	---	---	3.90	---	34	796	420
				September 2022	---	---	---	---	3.61	---	---	---	---	---	---	---	---
				December 2022	---	---	---	---	3.63	---	---	---	---	---	---	---	---
<b>ELLAKTOR (CR)</b>																	
(Contract Size: 100 Securities, Physical Delivery)																	
1.244	1.208	1.208	-0.16%	March 2022	1.23	1.24	1.22	1.22	1.22	---	---	---	1.54	---	19	1,209	10,474
				June 2022	1.25	1.25	1.23	1.23	1.23	---	---	---	1.36	---	12	971	1,540
				September 2022	---	---	---	---	1.22	---	---	---	---	---	---	---	---
				December 2022	---	---	---	---	1.23	---	---	---	---	---	---	---	---
<b>EUROBANK HOLDINGS (CR)</b>																	
(Contract Size: 100 Securities, Physical Delivery)																	
0.972	0.9122	0.918	0.72%	March 2022	0.881	0.967	0.880	0.923	0.923	---	---	---	1.17	---	255	14,391	31,610
				June 2022	0.919	0.971	0.916	0.925	0.925	---	---	---	1.15	---	227	11,810	4,132
				September 2022	---	---	---	---	0.921	---	---	---	---	---	---	---	---
				December 2022	---	---	---	---	0.926	---	---	---	---	---	---	---	---
<b>EYDAP S.A. (CR)</b>																	
(Contract Size: 100 Securities, Physical Delivery)																	
6.98	6.66	6.68	-2.20%	March 2022	6.91	6.96	6.91	6.96	6.96	---	---	---	8.10	---	11	28	431
				June 2022	6.96	7.02	6.96	7.02	7.02	---	---	---	7.02	---	3	20	2
				September 2022	---	---	---	---	6.90	---	---	---	---	---	---	---	---
				December 2022	---	---	---	---	6.94	---	---	---	---	---	---	---	---

Derivatives notes

Fixing prices and final open positions can be retrieved from the following path <http://www.helex.gr/el/web/guest/statistics-end-of-day-derivatives>

Underlying Asset				Derivatives Market													
Price max	Price min	Closing price	change	Delivery Month	Open price	Price max	Price min	Last price	Closing price	Last Bid	Last Ask	Fixing price*	Life high	Life low	Trades	Volume	Open Interest
<b>FOURLIS (CR)</b>																	
(Contract Size: 100 Securities, Physical Delivery)																	
3.915	3.82	3.855	1.45%	March 2022	3.84	3.90	3.84	3.88	3.88	---	---	---	4.53	---	36	685	2,092
				June 2022	3.93	3.94	3.90	3.90	3.90	---	---	---	4.14	---	34	656	280
				September 2022	---	---	---	---	3.84	---	---	---	---	---	---	---	---
				December 2022	---	---	---	---	3.86	---	---	---	---	---	---	---	---
<b>GEK TERNA (CR)</b>																	
(Contract Size: 100 Securities, Physical Delivery)																	
8.54	8.28	8.43	1.44%	March 2022	8.23	8.51	8.23	8.43	8.43	---	---	---	10.10	---	37	1,242	4,566
				June 2022	8.43	8.58	8.43	8.49	8.49	---	---	---	9.56	---	15	1,178	1,505
				September 2022	---	---	---	---	8.40	---	---	---	---	---	---	---	---
				December 2022	---	---	---	---	8.44	---	---	---	---	---	---	---	---
<b>HELLENIC EXCHANGES-A.S.E. (CR)</b>																	
(Contract Size: 100 Securities, Physical Delivery)																	
3.64	3.55	3.585	1.27%	March 2022	3.56	3.61	3.56	3.58	3.58	---	---	---	4.10	---	15	155	1,420
				June 2022	3.58	3.62	3.54	3.58	3.58	---	---	---	4.08	---	17	155	352
				September 2022	---	---	---	---	3.58	---	---	---	---	---	---	---	---
				December 2022	---	---	---	---	3.60	---	---	---	---	---	---	---	---
<b>HELLENIC PETROLEUM (CR)</b>																	
(Contract Size: 100 Securities, Physical Delivery)																	
6.99	6.64	6.67	0.30%	March 2022	6.67	6.97	6.66	6.67	6.67	---	---	---	7.22	---	55	876	1,459
				June 2022	6.82	6.87	6.44	6.45	6.45	---	---	---	7.08	---	57	931	232
				September 2022	---	---	---	---	6.72	---	---	---	---	---	---	---	---
				December 2022	---	---	---	---	6.75	---	---	---	---	---	---	---	---
<b>INTRACOM HOLDINGS (CR)</b>																	
(Contract Size: 100 Securities, Physical Delivery)																	
1.772	1.72	1.766	3.40%	March 2022	1.73	1.77	1.73	1.77	1.77	---	---	---	2.14	---	82	1,319	5,017
				June 2022	1.77	1.79	1.76	1.78	1.78	---	---	---	1.92	---	28	1,092	990
				September 2022	---	---	---	---	1.73	---	---	---	---	---	---	---	---
				December 2022	---	---	---	---	1.73	---	---	---	---	---	---	---	---
<b>JUMBO SA (CR)</b>																	
(Contract Size: 100 Securities, Physical Delivery)																	
13.9	13.42	13.43	-2.61%	March 2022	13.75	13.75	13.40	13.40	13.40	---	---	---	14.38	---	7	22	1,121
				June 2022	13.72	13.80	13.65	13.65	13.65	---	---	---	13.94	---	8	12	12
				September 2022	---	---	---	---	13.93	---	---	---	---	---	---	---	---
				December 2022	---	---	---	---	14.00	---	---	---	---	---	---	---	---
<b>LAMDA DEVELOPMENT SA (CR)</b>																	
(Contract Size: 100 Securities, Physical Delivery)																	
6.325	6.185	6.2	1.72%	March 2022	6.20	6.32	6.16	6.21	6.21	---	---	---	7.58	---	105	985	4,228
				June 2022	6.28	6.36	6.26	6.31	6.31	---	---	---	7.07	---	60	794	1,277
				September 2022	---	---	---	---	6.16	---	---	---	---	---	---	---	---
				December 2022	---	---	---	---	6.19	---	---	---	---	---	---	---	---

Derivatives notes

Fixing prices and final open positions can be retrieved from the following path <http://www.helex.gr/el/web/guest/statistics-end-of-day-derivatives>



Underlying Asset				Derivatives Market													
Price max	Price min	Closing price	change	Delivery Month	Open price	Price max	Price min	Last price	Closing price	Last Bid	Last Ask	Fixing price*	Life high	Life low	Trades	Volume	Open Interest
<b>MARFIN INVESTMENT GROUP (CR)</b> (Contract Size: 100 Securities, Physical Delivery)																	
0.029	0.0273	0.0285	4.40%	March 2022	0.028	0.029	0.028	0.028	0.028	---	---	---	0.038	---	32	11,247	32,399
				June 2022	0.030	0.030	0.029	0.029	0.029	---	---	---	0.030	---	22	11,168	139
				September 2022	---	---	---	---	0.028	---	---	---	---	---	---	---	---
				December 2022	---	---	---	---	0.028	---	---	---	---	---	---	---	---
<b>MOTOR OIL (CR)</b> (Contract Size: 100 Securities, Physical Delivery)																	
13.54	13.19	13.21	0.15%	March 2022	13.36	13.49	13.12	13.12	13.12	---	---	---	15.55	---	77	477	2,046
				June 2022	13.45	13.62	13.38	13.45	13.45	---	---	---	14.02	---	80	540	155
				September 2022	---	---	---	---	13.33	---	---	---	---	---	---	---	---
				December 2022	---	---	---	---	13.40	---	---	---	---	---	---	---	---
<b>MYTILINEOS (CR)</b> (Contract Size: 100 Securities, Physical Delivery)																	
14.56	14.23	14.25	-0.49%	March 2022	14.25	14.54	14.25	14.27	14.27	---	---	---	16.25	---	110	1,681	5,858
				June 2022	14.51	14.66	14.30	14.37	14.37	---	---	---	15.69	---	149	1,873	648
				September 2022	---	---	---	---	14.47	---	---	---	---	---	---	---	---
				December 2022	---	---	---	---	14.54	---	---	---	---	---	---	---	---
<b>NATIONAL BANK (CR)</b> (Contract Size: 100 Securities, Physical Delivery)																	
2.925	2.806	2.849	4.09%	March 2022	2.75	2.92	2.71	2.85	2.85	---	---	---	3.83	---	384	6,805	23,598
				June 2022	2.77	2.93	2.77	2.85	2.85	---	---	---	3.79	---	260	3,903	6,891
				September 2022	---	---	---	---	2.77	---	---	---	---	---	---	---	---
				December 2022	---	---	---	---	2.78	---	---	---	---	---	---	---	---
<b>OPAP (CR)</b> (Contract Size: 100 Securities, Physical Delivery)																	
12.53	12.21	12.21	-1.37%	March 2022	12.18	12.46	12.18	12.20	12.20	---	---	---	13.80	---	18	160	1,235
				June 2022	12.50	12.57	12.26	12.26	12.26	---	---	---	13.56	---	45	264	188
				September 2022	---	---	---	---	12.51	---	---	---	---	---	---	---	---
				December 2022	---	---	---	---	12.57	---	---	---	---	---	---	---	---
<b>OTE (CR)</b> (Contract Size: 100 Securities, Physical Delivery)																	
16.77	16.255	16.255	-1.72%	March 2022	16.95	16.95	16.30	16.30	16.30	---	---	---	18.42	---	16	121	1,041
				June 2022	17.06	17.06	16.35	16.35	16.35	---	---	---	18.10	---	16	126	104
				September 2022	---	---	---	---	16.71	---	---	---	---	---	---	---	---
				December 2022	---	---	---	---	16.80	---	---	---	---	---	---	---	---
<b>P.P.A. S.A. (CR)</b> (Contract Size: 100 Securities, Physical Delivery)																	
15.7	15.44	15.68	1.82%	March 2022	15.43	15.59	15.43	15.51	15.51	---	---	---	18.16	---	13	87	691
				June 2022	15.49	15.65	15.49	15.65	15.65	---	---	---	16.75	---	9	80	20
				September 2022	---	---	---	---	15.56	---	---	---	---	---	---	---	---
				December 2022	---	---	---	---	15.64	---	---	---	---	---	---	---	---

Derivatives notes

Fixing prices and final open positions can be retrieved from the following path <http://www.helex.gr/el/web/guest/statistics-end-of-day-derivatives>

Underlying Asset				Derivatives Market													
Price max	Price min	Closing price	change	Delivery Month	Open price	Price max	Price min	Last price	Closing price	Last Bid	Last Ask	Fixing price*	Life high	Life low	Trades	Volume	Open Interest
<b>PIRAEUS FINANCIAL HOLD (CR)</b>																	
(Contract Size: 100 Securities, Physical Delivery)																	
1.346	1.28	1.28	0.39%	March 2022	1.25	1.34	1.25	1.27	1.27	---	---	---	1.72	---	130	4,526	23,687
				June 2022	1.33	1.35	1.28	1.28	1.28	---	---	---	1.68	---	77	2,819	6,015
				September 2022	---	---	---	---	1.29	---	---	---	---	---	---	---	---
				December 2022	---	---	---	---	1.29	---	---	---	---	---	---	---	---
<b>PPC (CR)</b>																	
(Contract Size: 100 Securities, Physical Delivery)																	
7.74	7.495	7.52	-0.13%	March 2022	7.46	7.73	7.45	7.45	7.45	---	---	---	10.69	---	167	1,845	14,208
				June 2022	7.71	7.80	7.54	7.54	7.54	---	---	---	9.47	---	129	1,618	1,140
				September 2022	---	---	---	---	7.61	---	---	---	---	---	---	---	---
				December 2022	---	---	---	---	7.65	---	---	---	---	---	---	---	---
<b>TERNA ENERGY (CR)</b>																	
(Contract Size: 100 Securities, Physical Delivery)																	
13.92	13.5	13.8	0.58%	March 2022	13.64	13.90	13.64	13.80	13.80	---	---	---	13.90	---	43	259	1,376
				June 2022	13.74	13.98	13.74	13.94	13.94	---	---	---	13.98	---	7	102	392
				September 2022	---	---	---	---	13.86	---	---	---	---	---	---	---	---
				December 2022	---	---	---	---	13.93	---	---	---	---	---	---	---	---
<b>TITAN CEMENT (CB)</b>																	
(Contract Size: 100 Securities, Physical Delivery)																	
12.16	11.94	12.08	1.17%	March 2022	12.11	12.11	12.04	12.08	12.08	---	---	---	15.10	---	22	490	1,101
				June 2022	12.10	12.19	12.10	12.13	12.13	---	---	---	14.58	---	20	496	84
				September 2022	---	---	---	---	12.07	---	---	---	---	---	---	---	---
				December 2022	---	---	---	---	12.13	---	---	---	---	---	---	---	---
<b>VIOHALCO SA/NV (CB)</b>																	
(Contract Size: 100 Securities, Physical Delivery)																	
3.99	3.92	3.925	2.21%	March 2022	3.85	3.97	3.80	3.92	3.92	---	---	---	5.15	---	57	298	7,528
				June 2022	3.97	3.99	3.95	3.95	3.95	---	---	---	5.31	---	29	240	135
				September 2022	---	---	---	---	3.88	---	---	---	---	---	---	---	---
				December 2022	---	---	---	---	3.90	---	---	---	---	---	---	---	---

## Derivatives notes

Fixing prices and final open positions can be retrieved from the following path <http://www.helex.gr/el/web/guest/statistics-end-of-day-derivatives>

## FTSE/Athex Large Cap

(Trade Unit: 1 Index Point x 2€ - Exercise Style: European, Cash Settlement)

Call Options														Put Options																		
March 2022							April 2022							Other Months		March 2022							April 2022							Other Months		Exercise Price
Open price	Price max	Price min	Last price	Closing price	Volume	Open Interest	Open price	Price max	Price min	Last price	Closing price	Volume	Open Interest	Volume	Open Interest	Open price	Price max	Price min	Last price	Closing price	Volume	Open Interest	Open price	Price max	Price min	Last price	Closing price	Volume	Open Interest	Volume	Open Interest	
1,775	0.00	0.00	0.00	-	216.00	-	-	0.00	0.00	0.00	-	221.00	-	-		0.00	0.00	0.00	-	0.01	-	-	0.00	0.00	0.00	-	3.50	-	-		1,775	
1,800	0.00	0.00	0.00	-	191.00	-	-	0.00	0.00	0.00	-	198.00	-	-		0.00	0.00	0.00	-	0.03	-	-	0.00	0.00	0.00	-	5.40	-	-		1,800	
1,825	0.00	0.00	0.00	-	166.00	-	-	0.00	0.00	0.00	-	175.00	-	-		0.00	0.00	0.00	-	0.11	-	-	0.00	0.00	0.00	-	8.00	-	-		1,825	
1,850	0.00	0.00	0.00	-	142.00	-	-	0.00	0.00	0.00	-	154.00	-	-		0.00	0.00	0.00	-	0.36	-	-	0.00	0.00	0.00	-	11.75	-	-		1,850	
1,875	0.00	0.00	0.00	-	117.00	-	-	0.00	0.00	0.00	-	134.00	-	-		0.00	0.00	0.00	-	1.00	-	-	0.00	0.00	0.00	-	16.50	-	-		1,875	
1,900	0.00	0.00	0.00	-	94.00	-	1	0.00	0.00	0.00	-	115.00	-	20		0.00	0.00	0.00	-	2.60	-	3	0.00	0.00	0.00	-	22.50	-	23		1,900	
1,925	0.00	0.00	0.00	-	72.00	-	-	0.00	0.00	0.00	-	97.50	-	20		4.70	0.00	4.70	4.70	4.70	50	1	0.00	0.00	0.00	-	30.00	-	45		1,925	
1,950	0.00	0.00	0.00	-	52.50	-	19	0.00	0.00	0.00	-	81.50	-	40		0.00	0.00	0.00	-	11.00	-	24	59.00	59.00	59.00	59.00	59.00	5	20		1,950	
1,975	0.00	0.00	0.00	-	36.00	-	-	0.00	0.00	0.00	-	67.50	-	25		0.00	0.00	0.00	-	19.75	-	-	0.00	0.00	0.00	-	50.00	-	-		1,975	
2,000	43.50	43.50	43.50	43.50	43.50	1	27	0.00	0.00	0.00	-	55.00	-	2		21.25	43.50	20.00	25.25	25.25	4	21	0.00	0.00	0.00	-	62.50	-	40		2,000	
2,050	0.00	0.00	0.00	-	7.50	-	-	74.00	74.00	74.00	74.00	74.00	1	1		0.00	0.00	0.00	-	66.50	-	20	0.00	0.00	0.00	-	92.50	-	20		2,050	
2,100	0.00	0.00	0.00	-	1.80	-	2	41.00	41.00	40.00	40.00	40.00	6	1		0.00	0.00	0.00	-	110.00	-	-	0.00	0.00	0.00	-	128.00	-	20		2,100	
2,150	0.00	0.00	0.00	-	0.30	-	4	0.00	0.00	0.00	-	12.00	-	-		0.00	0.00	0.00	-	159.00	-	40	0.00	0.00	0.00	-	169.00	-	-		2,150	
2,200	0.00	0.00	0.00	-	0.04	-	26	0.00	0.00	0.00	-	6.40	-	5		0.00	0.00	0.00	-	209.00	-	20	0.00	0.00	0.00	-	214.00	-	20		2,200	
2,250	0.00	0.00	0.00	-	0.01	-	54	0.00	0.00	0.00	-	3.20	-	22		0.00	0.00	0.00	-	259.00	-	60	0.00	0.00	0.00	-	260.00	-	5		2,250	
2,300	0.00	0.00	0.00	-	0.01	-	94	0.00	0.00	0.00	-	1.50	-	43		0.00	0.00	0.00	-	309.00	-	50	0.00	0.00	0.00	-	308.00	-	3		2,300	
2,350	0.00	0.00	0.00	-	0.01	-	49	0.00	0.00	0.00	-	0.70	-	1		0.00	0.00	0.00	-	359.00	-	101	0.00	0.00	0.00	-	358.00	-	-		2,350	
2,400	0.00	0.00	0.00	-	0.01	-	21	0.00	0.00	0.00	-	0.30	-	-		0.00	0.00	0.00	-	409.00	-	20	0.00	0.00	0.00	-	407.00	-	20		2,400	
2,450	0.00	0.00	0.00	-	0.01	-	20	0.00	0.00	0.00	-	0.12	-	-		0.00	0.00	0.00	-	459.00	-	-	0.00	0.00	0.00	-	457.00	-	-		2,450	
2,500	0.00	0.00	0.00	-	0.02	-	-	0.00	0.00	0.00	-	0.05	-	-		0.00	0.00	0.00	-	509.00	-	-	0.00	0.00	0.00	-	507.00	-	-		2,500	
2,550	0.00	0.00	0.00	-	0.03	-	-	0.00	0.00	0.00	-	0.02	-	-		0.00	0.00	0.00	-	559.00	-	-	0.00	0.00	0.00	-	556.00	-	-		2,550	
2,600	0.00	0.00	0.00	-	0.01	-	-	0.00	0.00	0.00	-	0.01	-	-		0.00	0.00	0.00	-	609.00	-	-	0.00	0.00	0.00	-	606.00	-	-		2,600	
2,650	0.00	0.00	0.00	-	0.14	-	-	0.00	0.00	0.00	-	0.06	-	-		0.00	0.00	0.00	-	658.00	-	-	0.00	0.00	0.00	-	656.00	-	-		2,650	
Totals:						1	317						7	180	0	0					54	360					5	216	0	0		
Number of Trades:						1							5		0							4					1		0			

ALPHA SERVICES HOLD (CR)

(Contract Size: 100 Securities, Exercise Style: American, Physical Delivery)

Call Options														Put Options																							
March 2022							April 2022							Other Months		March 2022							April 2022							Other Months		Exercise Price					
Open price	Price max	Price min	Last price	Closing price	Volume	Open Interest	Open price	Price max	Price min	Last price	Closing price	Volume	Open Interest	Volume	Open Interest	Open price	Price max	Price min	Last price	Closing price	Volume	Open Interest	Open price	Price max	Price min	Last price	Closing price	Volume	Open Interest	Volume	Open Interest						
0.650	0.000	0.000	0.000	0.380	-	-	0.000	0.000	0.000	0.331	-	-	0.000	0.000	0.000	0.001	-	-	0.000	0.000	0.000	0.001	-	-	0.000	0.000	0.000	0.001	-	-	0.007						
0.700	0.000	0.000	0.000	0.330	-	-	0.000	0.000	0.000	0.282	-	-	0.000	0.000	0.000	0.001	-	-	0.000	0.000	0.000	0.001	-	-	0.000	0.000	0.000	0.001	-	-	0.007						
0.750	0.000	0.000	0.000	0.280	-	-	0.000	0.000	0.000	0.232	-	-	0.000	0.000	0.000	0.001	-	-	0.000	0.000	0.000	0.001	-	-	0.000	0.000	0.000	0.001	-	-	0.008						
0.800	0.000	0.000	0.000	0.230	-	-	0.000	0.000	0.000	0.184	-	-	0.000	0.000	0.000	0.001	-	-	0.000	0.000	0.000	0.001	-	-	0.000	0.000	0.000	0.002	-	-	0.008						
0.850	0.000	0.000	0.000	0.180	-	-	0.000	0.000	0.000	0.138	-	-	0.000	0.000	0.000	0.002	-	-	0.000	0.000	0.000	0.002	-	-	0.000	0.000	0.000	0.007	-	-	0.009						
0.900	0.000	0.000	0.000	0.131	-	-	0.000	0.000	0.000	0.098	-	-	0.000	0.000	0.000	0.004	-	-	0.000	0.000	0.000	0.004	-	-	0.000	0.000	0.000	0.017	-	-	0.010						
0.950	0.000	0.000	0.000	0.084	-	-	0.000	0.000	0.000	0.065	-	-	0.000	0.000	0.000	0.015	-	-	0.000	0.000	0.000	0.015	-	-	0.000	0.000	0.000	0.033	-	-	0.010						
1.000	0.000	0.000	0.000	0.045	-	-	0.000	0.000	0.000	0.023	-	-	0.000	0.000	0.000	0.076	-	-	0.000	0.000	0.000	0.076	-	-	0.000	0.000	0.000	0.091	-	-	0.011						
1.100	0.000	0.000	0.000	0.006	-	-	0.000	0.000	0.000	0.006	-	-	0.000	0.000	0.000	0.170	-	-	0.000	0.000	0.000	0.170	-	-	0.000	0.000	0.000	0.175	-	-	0.012						
1.200	0.000	0.000	0.000	0.002	-	-	0.000	0.000	0.000	0.001	-	-	0.000	0.000	0.000	0.270	-	-	0.000	0.000	0.000	0.270	-	-	0.000	0.000	0.000	0.270	-	-	0.013						
1.300	0.000	0.000	0.000	0.001	-	250	0.000	0.000	0.000	0.001	-	-	0.000	0.000	0.000	0.370	-	-	0.000	0.000	0.000	0.370	-	-	0.000	0.000	0.000	0.370	-	-	0.014						
1.400	0.000	0.000	0.000	0.001	-	-	0.000	0.000	0.000	0.001	-	-	0.000	0.000	0.000	0.470	-	-	0.000	0.000	0.000	0.470	-	-	0.000	0.000	0.000	0.470	-	-	0.015						
1.500	0.000	0.000	0.000	0.001	-	-	0.000	0.000	0.000	0.001	-	-	0.000	0.000	0.000	0.570	-	-	0.000	0.000	0.000	0.570	-	-	0.000	0.000	0.000	0.570	-	-	0.016						
1.600	0.000	0.000	0.000	0.003	-	-	0.000	0.000	0.000	0.001	-	-	0.000	0.000	0.000	0.670	-	-	0.000	0.000	0.000	0.670	-	-	0.000	0.000	0.000	0.670	-	-	0.017						
1.700	0.000	0.000	0.000	0.001	-	-	0.000	0.000	0.000	0.001	-	-	0.000	0.000	0.000	0.770	-	-	0.000	0.000	0.000	0.770	-	-	0.000	0.000	0.000	0.770	-	-	0.018						
1.800	0.000	0.000	0.000	0.001	-	-	0.000	0.000	0.000	0.001	-	-	0.000	0.000	0.000	0.870	-	-	0.000	0.000	0.000	0.870	-	-	0.000	0.000	0.000	0.870	-	-	0.018						
1.900	0.000	0.000	0.000	0.001	-	-	0.000	0.000	0.000	0.001	-	-	0.000	0.000	0.000	0.870	-	-	0.000	0.000	0.000	0.870	-	-	0.000	0.000	0.000	0.870	-	-	0.019						
Totals:					0	250						0	0	0	0						0	0	0	0						0	0	0	0				
Number of Trades:					0												0	0												0.00						0	0

NATIONAL BANK (CR)

(Contract Size: 100 Securities, Exercise Style: American, Physical Delivery)

Call Options														Put Options																		
March 2022							April 2022							Other Months		March 2022							April 2022							Other Months		Exercise Price
Open price	Price max	Price min	Last price	Closing price	Volume	Open Interest	Open price	Price max	Price min	Last price	Closing price	Volume	Open Interest	Volume	Open Interest	Open price	Price max	Price min	Last price	Closing price	Volume	Open Interest	Open price	Price max	Price min	Last price	Closing price	Volume	Open Interest	Volume	Open Interest	
1.600	0.000	0.000	0.000	1.14	-	-										0.000	0.000	0.000	0.001	-	-											0.016
1.700	0.000	0.000	0.000	1.04	-	-										0.000	0.000	0.000	0.001	-	-											0.017
1.800	0.000	0.000	0.000	0.941	-	-	0.000	0.000	0.000	0.943	-	-				0.000	0.000	0.000	0.001	-	-	0.000	0.000	0.000	0.000	0.001	-	-			0.018	
1.900	0.000	0.000	0.000	0.841	-	-	0.000	0.000	0.000	0.844	-	-				0.000	0.000	0.000	0.001	-	-	0.000	0.000	0.000	0.000	0.001	-	-			0.019	
2.000	0.000	0.000	0.000	0.741	-	-	0.000	0.000	0.000	0.744	-	-				0.000	0.000	0.000	0.001	-	-	0.000	0.000	0.000	0.000	0.001	-	-			0.020	
2.200	0.000	0.000	0.000	0.541	-	-	0.000	0.000	0.000	0.547	-	-				0.000	0.000	0.000	0.001	-	-	0.000	0.000	0.000	0.000	0.002	-	-			0.022	
2.400	0.000	0.000	0.000	0.341	-	-	0.000	0.000	0.000	0.361	-	-				0.000	0.000	0.000	0.001	-	-	0.000	0.000	0.000	0.000	0.016	-	-			0.024	
2.600	0.000	0.000	0.000	0.151	-	-	0.000	0.000	0.000	0.206	-	-				0.000	0.000	0.000	0.010	-	-	0.000	0.000	0.000	0.000	0.061	-	-			0.026	
2.800	0.000	0.000	0.000	0.031	-	-	0.000	0.000	0.000	0.099	-	2				0.000	0.000	0.000	0.090	-	300	0.000	0.000	0.000	0.000	0.154	-	-			0.028	
3.000	0.000	0.000	0.000	0.002	-	-	0.000	0.000	0.000	0.039	-	2				0.000	0.000	0.000	0.261	-	-	0.000	0.000	0.000	0.000	0.295	-	-			0.030	
3.200	0.000	0.000	0.000	0.002	-	-	0.000	0.000	0.000	0.013	-	-				0.000	0.000	0.000	0.460	-	-	0.000	0.000	0.000	0.000	0.469	-	-			0.032	
3.400	0.000	0.000	0.000	0.002	-	-	0.000	0.000	0.000	0.004	-	50				0.000	0.000	0.000	0.660	-	-	0.000	0.000	0.000	0.000	0.661	-	-			0.034	
3.600	0.000	0.000	0.000	0.003	-	-	0.000	0.000	0.000	0.001	-	-				0.000	0.000	0.000	0.860	-	2	0.000	0.000	0.000	0.000	0.860	-	-			0.036	
3.800	0.000	0.000	0.000	0.005	-	-	0.000	0.000	0.000	0.001	-	-				0.000	0.000	0.000	1.06	-	-	0.000	0.000	0.000	0.000	1.06	-	-			0.038	
4.000	0.000	0.000	0.000	0.001	-	-	0.000	0.000	0.000	0.001	-	-				0.000	0.000	0.000	1.26	-	-	0.000	0.000	0.000	0.000	1.26	-	-			0.040	
4.400	0.000	0.000	0.000	0.001	-	-	0.000	0.000	0.000	0.002	-	-				0.000	0.000	0.000	1.66	-	-	0.000	0.000	0.000	0.000	1.66	-	-			0.044	
4.800	0.000	0.000	0.000	0.001	-	-	0.000	0.000	0.000	0.004	-	-				0.000	0.000	0.000	2.06	-	-	0.000	0.000	0.000	0.000	2.06	-	-			0.048	
5.200	0.000	0.000	0.000	0.001	-	-	0.000	0.000	0.000	0.001	-	-				0.000	0.000	0.000	2.46	-	-	0.000	0.000	0.000	0.000	2.46	-	-			0.052	
5.600	0.000	0.000	0.000	0.001	-	-	0.000	0.000	0.000	0.001	-	-				0.000	0.000	0.000	2.86	-	-	0.000	0.000	0.000	0.000	2.86	-	-			0.056	
Totals:					0	0					0	54	0	0							0	302						0	2	0	300	
Number of Trades:					0						0	0	0								0.00						0		0			

OPAP (CR)

(Contract Size: 100 Securities, Exercise Style: American, Physical Delivery)

Call Options														Put Options																			
Exercise Price	March 2022						April 2022						Other Months		March 2022						April 2022						Other Months		Exercise Price				
	Open price	Price max	Price min	Last price	Closing price	Volume	Open Interest	Open price	Price max	Price min	Last price	Closing price	Volume	Open Interest	Volume	Open Interest	Open price	Price max	Price min	Last price	Closing price	Volume	Open Interest	Open price	Price max	Price min	Last price	Closing price		Volume	Open Interest	Volume	Open Interest
8.400	0.000	0.000	0.000		3.98	-	-									0.000	0.000	0.000		0.001	-	-											0.084
8.800	0.000	0.000	0.000		3.58	-	-	0.000	0.000	0.000		3.60	-	-		0.000	0.000	0.000		0.001	-	-	0.000	0.000	0.000		0.001	-	-			0.088	
9.200	0.000	0.000	0.000		3.18	-	-	0.000	0.000	0.000		3.20	-	-		0.000	0.000	0.000		0.001	-	-	0.000	0.000	0.000		0.002	-	-			0.092	
9.600	0.000	0.000	0.000		2.78	-	-	0.000	0.000	0.000		2.80	-	-		0.000	0.000	0.000		0.001	-	-	0.000	0.000	0.000		0.001	-	-			0.096	
10.000	0.000	0.000	0.000		2.38	-	-	0.000	0.000	0.000		2.40	-	-		0.000	0.000	0.000		0.001	-	-	0.000	0.000	0.000		0.001	-	-			0.100	
11.000	0.000	0.000	0.000		1.38	-	-	0.000	0.000	0.000		1.42	-	-		0.000	0.000	0.000		0.006	-	-	0.000	0.000	0.000		0.023	-	-			0.110	
12.000	0.000	0.000	0.000		0.432	-	-	0.000	0.000	0.000		0.610	-	-		0.000	0.000	0.000		0.048	-	-	0.000	0.000	0.000		0.208	-	-			0.120	
13.000	0.000	0.000	0.000		0.020	-	-	0.000	0.000	0.000		0.162	-	-		0.000	0.000	0.000		0.637	-	20	0.000	0.000	0.000		0.761	-	-			0.130	
14.000	0.000	0.000	0.000		0.001	-	11	0.000	0.000	0.000		0.025	-	-		0.000	0.000	0.000		1.62	-	-	0.000	0.000	0.000		1.63	-	-			0.140	
15.000	0.000	0.000	0.000		0.001	-	-	0.000	0.000	0.000		0.002	-	-		0.000	0.000	0.000		2.62	-	-	0.000	0.000	0.000		2.62	-	-			0.150	
16.000	0.000	0.000	0.000		0.001	-	-	0.000	0.000	0.000		0.001	-	-		0.000	0.000	0.000		3.62	-	-	0.000	0.000	0.000		3.62	-	-			0.160	
17.000	0.000	0.000	0.000		0.001	-	-	0.000	0.000	0.000		0.001	-	-		0.000	0.000	0.000		4.62	-	-	0.000	0.000	0.000		4.62	-	-			0.170	
18.000	0.000	0.000	0.000		0.001	-	-	0.000	0.000	0.000		0.001	-	-		0.000	0.000	0.000		5.62	-	-	0.000	0.000	0.000		5.62	-	-			0.180	
19.000	0.000	0.000	0.000		0.002	-	-	0.000	0.000	0.000		0.001	-	-		0.000	0.000	0.000		6.62	-	-	0.000	0.000	0.000		6.62	-	-			0.190	
Totals:						0	11						0	0	0						0	20						0	20			0	0
Number of Trades:						0							0	0							0.00						0			0			

OTE (CR)

(Contract Size: 100 Securities, Exercise Style: American, Physical Delivery)

Call Options														Put Options																			
March 2022							April 2022							Other Months		March 2022							April 2022							Other Months		Exercise Price	
Open price	Price max	Price min	Last price	Closing price	Volume	Open Interest	Open price	Price max	Price min	Last price	Closing price	Volume	Open Interest	Volume	Open Interest	Open price	Price max	Price min	Last price	Closing price	Volume	Open Interest	Open price	Price max	Price min	Last price	Closing price	Volume	Open Interest	Volume	Open Interest		
9.200	0.000	0.000	0.000	7.34	-	-										0.000	0.000	0.000	0.001	-	-											0.092	
9.600	0.000	0.000	0.000	6.94	-	-										0.000	0.000	0.000	0.001	-	-											0.096	
10.000	0.000	0.000	0.000	6.54	-	-										0.000	0.000	0.000	0.001	-	-											0.100	
11.000	0.000	0.000	0.000	5.54	-	-	0.000	0.000	0.000		5.56	-	-			0.000	0.000	0.000	0.001	-	-	0.000	0.000	0.000	0.000	0.001	-	-				0.110	
12.000	0.000	0.000	0.000	4.54	-	-	0.000	0.000	0.000		4.56	-	-			0.000	0.000	0.000	0.001	-	-	0.000	0.000	0.000	0.000	0.001	-	-				0.120	
13.000	0.000	0.000	0.000	3.55	-	-	0.000	0.000	0.000		3.56	-	-			0.000	0.000	0.000	0.001	-	-	0.000	0.000	0.000	0.000	0.001	-	-				0.130	
14.000	0.000	0.000	0.000	2.55	-	-	0.000	0.000	0.000		2.57	-	-			0.000	0.000	0.000	0.001	-	-	0.000	0.000	0.000	0.000	0.005	-	-				0.140	
15.000	0.000	0.000	0.000	1.55	-	-	0.000	0.000	0.000		1.62	-	-			0.000	0.000	0.000	0.002	-	-	0.000	0.000	0.000	0.000	0.054	-	-				0.150	
16.000	0.000	0.000	0.000	0.583	-	-	0.000	0.000	0.000		0.832	-	-			0.000	0.000	0.000	0.037	-	-	0.000	0.000	0.000	0.000	0.262	-	-				0.160	
17.000	0.000	0.000	0.000	0.056	-	30	0.000	0.000	0.000		0.324	-	10			0.000	0.000	0.000	0.510	-	-	0.000	0.000	0.000	0.000	0.755	-	-				0.170	
18.000	0.000	0.000	0.000	0.001	-	2	0.000	0.000	0.000		0.091	-	-			0.000	0.000	0.000	1.46	-	-	0.000	0.000	0.000	0.000	1.53	-	-				0.180	
19.000	0.000	0.000	0.000	0.001	-	10	0.000	0.000	0.000		0.019	-	10			0.000	0.000	0.000	2.46	-	-	0.000	0.000	0.000	0.000	2.46	-	-				0.190	
20.000	0.000	0.000	0.000	0.003	-	-	0.000	0.000	0.000		0.003	-	-			0.000	0.000	0.000	3.46	-	-	0.000	0.000	0.000	0.000	3.46	-	-				0.200	
22.000	0.000	0.000	0.000	0.001	-	-	0.000	0.000	0.000		0.002	-	-			0.000	0.000	0.000	5.46	-	-	0.000	0.000	0.000	0.000	5.46	-	-				0.220	
24.000	0.000	0.000	0.000	0.001	-	-	0.000	0.000	0.000		0.001	-	-			0.000	0.000	0.000	7.46	-	-	0.000	0.000	0.000	0.000	7.46	-	-				0.240	
26.000	0.000	0.000	0.000	0.001	-	-	0.000	0.000	0.000		0.001	-	-			0.000	0.000	0.000	9.46	-	-	0.000	0.000	0.000	0.000	9.46	-	-				0.260	
Totals:					0	42					0	20	0	0					0	0									0	0	0	0	0
Number of Trades:					0						0		0						0.00									0		0			

## PIRAEUS FINANCIAL HOLD (CR)

(Contract Size: 100 Securities, Exercise Style: American, Physical Delivery)

Exercise Price	Call Options														Put Options																				
	March 2022						April 2022						Other Months		March 2022						April 2022						Other Months		Exercise Price						
	Open price	Price max	Price min	Last price	Closing price	Volume	Open Interest	Open price	Price max	Price min	Last price	Closing price	Volume	Open Interest	Volume	Open Interest	Open price	Price max	Price min	Last price	Closing price	Volume	Open Interest	Open price	Price max	Price min	Last price	Closing price		Volume	Open Interest	Volume	Open Interest		
0.150	0.000	0.000	0.000	1.13	-	-																													0.002
0.200	0.000	0.000	0.000	1.08	-	-																												0.002	
0.250	0.000	0.000	0.000	1.03	-	-																												0.003	
0.300	0.000	0.000	0.000	0.980	-	-																												0.003	
0.350	0.000	0.000	0.000	0.930	-	-																												0.004	
0.400	0.000	0.000	0.000	0.880	-	-																												0.004	
0.450	0.000	0.000	0.000	0.830	-	-																												0.005	
0.500	0.000	0.000	0.000	0.780	-	-																												0.005	
0.550	0.000	0.000	0.000	0.730	-	-																												0.006	
0.600	0.000	0.000	0.000	0.680	-	-																												0.006	
0.650	0.000	0.000	0.000	0.630	-	-																												0.007	
0.700	0.000	0.000	0.000	0.580	-	-																												0.007	
0.750	0.000	0.000	0.000	0.530	-	-																												0.008	
0.800	0.000	0.000	0.000	0.480	-	-																												0.008	
0.850	0.000	0.000	0.000	0.430	-	-	0.000	0.000	0.000		0.432	-	-										0.000	0.000	0.000	0.001	-	-	0.000	0.000	0.000	0.001	-	-	0.009
0.900	0.000	0.000	0.000	0.380	-	-	0.000	0.000	0.000		0.382	-	-										0.000	0.000	0.000	0.001	-	-	0.000	0.000	0.000	0.001	-	-	0.009
0.950	0.000	0.000	0.000	0.330	-	-	0.000	0.000	0.000		0.332	-	-										0.000	0.000	0.000	0.001	-	-	0.000	0.000	0.000	0.001	-	-	0.010
1.000	0.000	0.000	0.000	0.280	-	-	0.000	0.000	0.000		0.283	-	-										0.000	0.000	0.000	0.001	-	-	0.000	0.000	0.000	0.001	-	-	0.010
1.100	0.000	0.000	0.000	0.181	-	-	0.000	0.000	0.000		0.188	-	-										0.000	0.000	0.000	0.002	-	-	0.000	0.000	0.000	0.005	-	-	0.011
1.200	0.000	0.000	0.000	0.086	-	-	0.000	0.000	0.000		0.106	-	-										0.000	0.000	0.000	0.005	-	-	0.000	0.000	0.000	0.024	-	-	0.012
1.300	0.000	0.000	0.000	0.022	-	-	0.000	0.000	0.000		0.050	-	-										0.000	0.000	0.000	0.041	-	-	0.000	0.000	0.000	0.068	-	-	0.013
1.400	0.000	0.000	0.000	0.002	-	-	0.000	0.000	0.000		0.019	-	-										0.000	0.000	0.000	0.122	-	-	0.000	0.000	0.000	0.137	-	-	0.014
1.500	0.000	0.000	0.000	0.001	-	5	0.000	0.000	0.000		0.006	-	-										0.000	0.000	0.000	0.220	-	-	0.000	0.000	0.000	0.224	-	-	0.015
1.600	0.000	0.000	0.000	0.001	-	6	0.000	0.000	0.000		0.001	-	-										0.000	0.000	0.000	0.320	-	-	0.000	0.000	0.000	0.320	-	-	0.016
1.700	0.000	0.000	0.000	0.002	-	-	0.000	0.000	0.000		0.001	-	-										0.000	0.000	0.000	0.420	-	-	0.000	0.000	0.000	0.420	-	-	0.017
1.800	0.000	0.000	0.000	0.003	-	-	0.000	0.000	0.000		0.001	-	-										0.000	0.000	0.000	0.520	-	-	0.000	0.000	0.000	0.520	-	-	0.018
1.900	0.000	0.000	0.000	0.001	-	-	0.000	0.000	0.000		0.001	-	-										0.000	0.000	0.000	0.620	-	-	0.000	0.000	0.000	0.620	-	-	0.019
2.000	0.000	0.000	0.000	0.001	-	-	0.000	0.000	0.000		0.001	-	-										0.000	0.000	0.000	0.720	-	-	0.000	0.000	0.000	0.720	-	-	0.020
2.200	0.000	0.000	0.000	0.001	-	-	0.000	0.000	0.000		0.001	-	-										0.000	0.000	0.000	0.920	-	-	0.000	0.000	0.000	0.920	-	-	0.022
2.400	0.000	0.000	0.000	0.006	-	-	0.000	0.000	0.000		0.001	-	-										0.000	0.000	0.000	1.12	-	-	0.000	0.000	0.000	1.12	-	-	0.024
2.600	0.000	0.000	0.000	0.002	-	-																	0.000	0.000	0.000	1.32	-	-						0.026	
2.800	0.000	0.000	0.000	0.001	-	-																	0.000	0.000	0.000	1.52	-	-						0.028	
3.000	0.000	0.000	0.000	0.001	-	-																	0.000	0.000	0.000	1.72	-	-						0.030	
3.200	0.000	0.000	0.000	0.005	-	-																	0.000	0.000	0.000	1.92	-	-						0.032	
3.400	0.000	0.000	0.000	0.003	-	-																	0.000	0.000	0.000	2.12	-	-						0.034	
3.600	0.000	0.000	0.000	0.002	-	-																	0.000	0.000	0.000	2.32	-	-						0.036	



PIRAEUS FINANCIAL HOLD (CR)

(Contract Size: 100 Securities, Exercise Style: American, Physical Delivery)

Call Options															Put Options																	
March 2022							April 2022							Other Months		March 2022					April 2022					Other Months		Exercise Price				
Open price	Price max	Price min	Last price	Closing price	Volume	Open Interest	Open price	Price max	Price min	Last price	Closing price	Volume	Open Interest	Volume	Open Interest	Open price	Price max	Price min	Last price	Closing price	Volume	Open Interest	Open price	Price max	Price min	Last price	Closing price		Volume	Open Interest	Volume	Open Interest
3.800	0.000	0.000	0.000	0.001	-	-										0.000	0.000	0.000	2.52	-	-											0.038
4.000	0.000	0.000	0.000	0.001	-	-										0.000	0.000	0.000	2.72	-	-											0.040
4.400	0.000	0.000	0.000	0.001	-	-										0.000	0.000	0.000	3.12	-	-											0.044
4.800	0.000	0.000	0.000	0.001	-	-										0.000	0.000	0.000	3.52	-	-											0.048
5.200	0.000	0.000	0.000	0.001	-	-										0.000	0.000	0.000	3.92	-	-											0.052
5.600	0.000	0.000	0.000	0.001	-	-										0.000	0.000	0.000	4.32	-	-											0.056
6.000	0.000	0.000	0.000	0.001	-	-										0.000	0.000	0.000	4.72	-	-											0.060
6.400	0.000	0.000	0.000	0.001	-	-										0.000	0.000	0.000	5.12	-	-											0.064
6.800	0.000	0.000	0.000	0.001	-	-										0.000	0.000	0.000	5.52	-	-											0.068
Totals:					0	11						0	0	0	0	0						0	0						0	0	0	0
Number of Trades:					0						0	0	0	0	0						0.00	0						0	0	0	0	

PPC (CR)

(Contract Size: 100 Securities, Exercise Style: American, Physical Delivery)

Call Options														Put Options																		
March 2022							April 2022							Other Months		March 2022							April 2022							Other Months		Exercise Price
Open price	Price max	Price min	Last price	Closing price	Volume	Open Interest	Open price	Price max	Price min	Last price	Closing price	Volume	Open Interest	Volume	Open Interest	Open price	Price max	Price min	Last price	Closing price	Volume	Open Interest	Open price	Price max	Price min	Last price	Closing price	Volume	Open Interest	Volume	Open Interest	
5.200	0.000	0.000	0.000	2.33	-	-	0.000	0.000	0.000	2.34	-	-				0.000	0.000	0.000	0.001	-	-	0.000	0.000	0.000	0.001	-	-				0.052	
5.600	0.000	0.000	0.000	1.93	-	-	0.000	0.000	0.000	1.94	-	-				0.000	0.000	0.000	0.001	-	-	0.000	0.000	0.000	0.001	-	-				0.056	
6.000	0.000	0.000	0.000	1.53	-	-	0.000	0.000	0.000	1.55	-	-				0.000	0.000	0.000	0.001	-	-	0.000	0.000	0.000	0.005	-	-				0.060	
6.400	0.000	0.000	0.000	1.13	-	-	0.000	0.000	0.000	1.17	-	-				0.000	0.000	0.000	0.003	-	-	0.000	0.000	0.000	0.023	-	-				0.064	
6.800	0.000	0.000	0.000	0.735	-	-	0.000	0.000	0.000	0.817	-	-				0.000	0.000	0.000	0.002	-	-	0.000	0.000	0.000	0.075	-	-				0.068	
7.200	0.000	0.000	0.000	0.369	-	-	0.000	0.000	0.000	0.527	-	-				0.000	0.000	0.000	0.036	-	-	0.000	0.000	0.000	0.184	-	-				0.072	
7.600	0.000	0.000	0.000	0.119	-	-	0.000	0.000	0.000	0.308	-	3				0.000	0.000	0.000	0.186	-	10	0.000	0.000	0.000	0.365	-	-				0.076	
8.000	0.000	0.000	0.000	0.021	-	-	0.000	0.000	0.000	0.161	-	2				0.000	0.000	0.000	0.489	-	35	0.000	0.000	0.000	0.618	-	-				0.080	
8.400	0.000	0.000	0.000	0.002	-	-	0.000	0.000	0.000	0.078	-	-				0.000	0.000	0.000	0.871	-	-	0.000	0.000	0.000	0.936	-	-				0.084	
8.800	0.000	0.000	0.000	0.001	-	3	0.000	0.000	0.000	0.033	-	-				0.000	0.000	0.000	1.27	-	-	0.000	0.000	0.000	1.29	-	-				0.088	
9.200	0.000	0.000	0.000	0.001	-	11	0.000	0.000	0.000	0.013	-	-				0.000	0.000	0.000	1.67	-	-	0.000	0.000	0.000	1.68	-	-				0.092	
9.600	0.000	0.000	0.000	0.004	-	-	0.000	0.000	0.000	0.005	-	-				0.000	0.000	0.000	2.07	-	-	0.000	0.000	0.000	2.07	-	-				0.096	
10.000	0.000	0.000	0.000	0.001	-	-	0.000	0.000	0.000	0.001	-	-				0.000	0.000	0.000	2.47	-	-	0.000	0.000	0.000	2.47	-	-				0.100	
11.000	0.000	0.000	0.000	0.001	-	-	0.000	0.000	0.000	0.001	-	-				0.000	0.000	0.000	3.47	-	-	0.000	0.000	0.000	3.47	-	-				0.110	
12.000	0.000	0.000	0.000	0.001	-	-	0.000	0.000	0.000	0.001	-	-				0.000	0.000	0.000	4.47	-	-	0.000	0.000	0.000	4.47	-	-				0.120	
13.000	0.000	0.000	0.000	0.001	-	-					-	-				0.000	0.000	0.000	5.47	-	-					-	-				0.130	
14.000	0.000	0.000	0.000	0.001	-	-					-	-				0.000	0.000	0.000	6.47	-	-					-	-				0.140	
15.000	0.000	0.000	0.000	0.001	-	-					-	-				0.000	0.000	0.000	7.47	-	-					-	-				0.150	
16.000	0.000	0.000	0.000	0.001	-	-					-	-				0.000	0.000	0.000	8.47	-	-					-	-				0.160	
Totals:					0	14					0	5	0	0					0	45					0	6	0	0				
Number of Trades:					0						0		0						0.00						0		0					

Lending Products	Underlying Title	Open Interest[5]	Multilateral Transactions[1]				Bilateral Transactions[2]		Stock Borrowing through OTC (volume)[3]	
			Volume(Offered)	Average Weighted	Transactions volume	Average Weighted	Transactions Volume	Average Weighted	Transactions Volume	
ADMIEBOR	ADMIE (IPTO) HOLDING S.A. (CR)	8,700	---	---	---	---	---	---	2,131,979	
AEGNBOR	AEGEAN AIRLINES (CR)	6,363	---	---	---	---	---	---	21,619	
ALPHABOR	ALPHA SERVICES HOLD (CR)	77,200	---	---	---	---	---	---	58,700,585	
ALMYBOR	ALUMIL (CR)	---	---	---	---	---	---	---	---	
EEEBOR	CC HBC AG (CR)	16,514	---	---	10	9.50%	---	---	70,546	
CENERBOR	CENERGY HOLDINGS (CB)	---	---	---	---	---	---	---	---	
ELLAKTORBOR	ELLAKTOR (CR)	12,000	---	---	---	---	---	---	9,870	
EUROBBOR	EUROBANK HOLDINGS (CR)	98,700	---	---	---	---	---	---	48,728,667	
EYDAPBOR	EYDAP S.A. (CR)	4,913	---	---	---	---	---	---	657,117	
FFGRPBOR	FOLLI FOLLIE (CR)	---	---	---	---	---	---	---	900,530	
FOYRKBOR	FOURLIS (CR)	9,639	---	---	---	---	---	---	22,250	
GEKTERNABOR	GEK TERNA (CR)	3,000	---	---	---	---	---	---	12,293	
SARBOR	GR. SARANTIS S.A. (CR)	---	---	---	---	---	---	---	6,390	
EXAEBOR	HELLENIC EXCHANGES-A.S.E. (CR)	9,700	---	---	---	---	---	---	155,601	
ELPEBOR	HELLENIC PETROLEUM (CR)	28,900	---	---	975	3.01%	---	---	71,038	
INTRKBOR	INTRACOM HOLDINGS (CR)	500	---	---	---	---	---	---	---	
BELABOR	JUMBO SA (CR)	24,562	---	---	---	---	---	---	801,813	
LAMDABOR	LAMDA DEVELOPMENT SA (CR)	2,500	---	---	---	---	---	---	67,038	
MIGBOR	MARFIN INVESTMENT GROUP (CR)	---	---	---	---	---	---	---	794,474	
MOHBOR	MOTOR OIL (CR)	10,700	---	---	---	---	---	---	491,612	
MYTILBOR	MYTILINEOS (CR)	34,000	---	---	---	---	---	---	544,432	
ETEBOR	NATIONAL BANK (CR)	37,288	---	---	---	---	---	---	6,337,785	
OPAPBOR	OPAP (CR)	76,958	---	---	---	---	---	---	1,331,523	
HTOBOR	OTE (CR)	101,565	---	---	---	---	---	---	2,491,275	
PPABOR	P.P.A. S.A. (CR)	1,464	---	---	---	---	---	---	66,287	
TPEIRBOR	PIRAEUS FINANCIAL HOLD (CR)	65,744	---	---	---	---	---	---	7,588,906	
PLAISBOR	PLAISIO COMPUTERS SA (CR)	---	---	---	---	---	---	---	100	
PPCBOR	PPC (CR)	2,000	---	---	---	---	---	---	2,725,022	
QUALBOR	QUALITY & RELIABILITY SA (CR)	---	---	---	---	---	---	---	---	
QUESTBOR	QUEST HOLDINGS (CR)	---	---	---	---	---	---	---	---	
TENERGYBOR	TERNA ENERGY (CR)	22,901	---	---	---	---	---	---	134,575	

## Stock Lending Notes

[1] - Multilateral contracts Lending or Borrowing as per Methods 8-1, 8-2 and 8-3-3 (According to ATHEX BoD Resolution No.17)

[2] - Bilateral Contracts Lending or Borrowing as per Methods 8-3-1 and 8-3-2 (According to ATHEX BoD Resolution No.20 )

[3] - The information concerning OTC Stock Borrowing Transactions is based on the statements of the Dematerialised Securities System (DSS) operators involved and refers to volumes that have been registered up until the previous working day.

[4] - Average Price (Volume weighted)

[5] - The Data concerning Open Interest before the start of trading session

Lending Products	Underlying Title	Open Interest[5]	Multilateral Transactions[1]				Bilateral Transactions[2]		Stock Borrowing through OTC (volume)[3]	
			Volume(Offered)	Average Weighted	Transactions volume	Average Weighted	Transactions Volume	Average Weighted	Transactions Volume	
TITCBOR	TITAN CEMENT (CB)	12,800	---	---	---	---	---	---	225,248	
VIOBOR	VIOHALCO SA/IV (CB)	11,447	---	---	---	---	---	---	---	

#### Stock Lending Notes

[1] - Multilateral contracts Lending or Borrowing as per Methods 8-1, 8-2 and 8-3-3 (According to ATHEX BoD Resolution No.17)

[2] - Bilateral Contracts Lending or Borrowing as per Methods 8-3-1 and 8-3-2 (According to ATHEX BoD Resolution No.20 )

[3] - The information concerning OTC Stock Borrowing Transactions is based on the statements of the Dematerialised Securities System (DSS) operators involved and refers to volumes that have been registered up until the previous working day.

[4] - Average Price (Volume weighted)

[5] - The Data concerning Open Interest before the start of trading session

## Sectors codification for listed companies

12003-	ETF	10101010	Computer Services
10101015	Software	10102030	Computer Hardware
15101010	Telecommunications Equipment	15102015	Telecommunications Services
20101010	Health Care Facilities	20101025	Health Care Services
20102010	Medical Equipment	20103015	Pharmaceuticals
30101010	Banks	30202000	Diversified Financial Services
30202010	Asset Managers & Custodians	30202015	Investment Services
30302010	Full Line Insurance	30302015	Insurance Brokers
30302025	Property and Casualty Insurance	35101010	Real Estate Holding and Development
35101015	Real Estate Services	35102000	Diversified REITs
35102030	Office REITs	40201040	Rental & Leasing Services: Consumer
40202010	Home Construction	40202015	Household Furnishings
40202020	Household Appliance	40203040	Electronic Entertainment
40203045	Toys	40204020	Clothing & Accessories
40301010	Entertainment	40301030	Publishing
40301035	Radio & TV Broadcasters	40401010	Diversified Retailers
40401020	Apparel Retailers	40401025	Home Improvement Retailers
40401030	Specialty Retailers	40501010	Airlines
40501015	Travel & Tourism	40501020	Casinos & Gambling
40501025	Hotels & Motels	45101015	Distillers & Vintners
45101020	Soft Drinks	45102010	Farming Fishing Ranching & Plantations
45102020	Food Products	45103010	Tobacco
45201010	Food Retailers & Wholesalers	45201020	Personal Products
50101010	Construction	50101030	Cement
50101035	Building Materials: Other	50202010	Electrical Components
50203000	Diversified Industrials	50203015	Plastics
50203030	Containers & Packaging	50204000	Machinery: Industrial
50204020	Machinery: Construction & Handling	50205010	Industrial Suppliers
50205020	Back Office Support HR & Consulting	50205030	Forms & Bulk Printing Services
50206015	Commercial Vehicles & Parts	50206030	Marine Transportation
50206060	Transportation Services	55101000	Diversified Materials
55101020	Textile Products	55102000	General Mining
55102010	Iron & Steel	55102015	Metal Fabricating
55102035	Aluminum	60101000	Integrated Oil & Gas
60101020	Oil Refining and Marketing	65101010	Alternative Electricity
65101015	Conventional Electricity	65102030	Water



**ATHEX**  
Athens Stock Exchange

Λεωφ. Αθηνών 110 104 42 Αθήνα  
110, Athinon Ave. GR 104 42 Athens  
tel. (+30)210-33.66.800, fax (+30)210-33.66.101  
[www.athexgroup.gr](http://www.athexgroup.gr)