

22

Ημερήσιο Δελτίο  
Συναλλακτικής Δραστηριότητας

Daily Official List  
of Trading Activity

Thursday, 10 March, 2022  
Year: 143 Trading Day No: 47



**ATHEXGROUP**  
Athens Exchange Group

**Disclaimer:**

Hellenic Exchanges-Athens Stock Exchange S.A endeavours to ensure that the data and other material ("Information") presented on the Daily Official List are accurate and complete, but it is not liable for any errors or omissions of data or /and for the accuracy, credibility, updating and completeness of the aforesaid information nor it has any liability arising directly or indirectly from the use of the above Information.

The Company is not liable for the accuracy of the data included in listed companies' announcements. Only the sender of such an announcement is fully and solely liable for any infringement of third party's rights from the content of such announcement. All contents of the Daily Official List are provided only for information purposes and do not constitute investment advice or solicitation to invest in securities or other products listed for trading on the Exchange.

You acknowledge and agree that the Company is the owner of any property rights related to any Information appearing on the Daily Official List including intellectual property rights copyright, trademarks, etc.

The above data are a property of the Hellenic Exchanges-Athens Exchange and are copyright protected. Users are forbidden to reproduce, modify, copy, sale, transmit or redistribute, by all reproduction means and methods, part or the whole of the above data, without reference to their source.

The commercial exploitation of these data is, also, forbidden by third parties. Hellenic Exchanges-Athens Exchange does not carry any responsibility, direct or indirect, derived from usage or accidental alteration of the above data when used by third parties.

---

**Hellenic Exchanges – Athens Stock Exchange S.A.**

110 Athinon Ave., 10442 Athens, Tel: (210) 33.66.800, Fax: (210) 32.13.938

[www.athexgroup.gr](http://www.athexgroup.gr)

---

**Thessalonica Stock Exchange Center (T.S.E.C)**

16-18 Katouni Str., Thessalonica 546 25 Tel: (2310) 567.667, Fax: (2310) 530.545

**Athex Members Guarantee Fund**

14-16 Fidiou Str., Athens 106 78, Tel: (210) 33.04.682, Fax: (210) 33.04.155

**Hellenic Republic Capital Market Commission**

1 Kolokotroni Str. & 1 Stadiou Str., Athens 10562 Tel: (210) 33.77.100 Fax: (210) 33.77.173

---

**Table of Contents**

---

**Section 1: Statistical Figures of Securities, Derivatives and Lending**

Summary of Markets

Athex Indices

Analytic Figures for Athex Market's Boards and Categories

Trading Details by Athex Sectors and Financial Instruments (ETFs)

Top 10 best &amp; worst performing Shares

Derivatives Summary

**Section 2: Analytic Figures of Shares Transactions**

Analytic Figures of Shares Transactions

Shares' Notes

**Section 3: Figures of Securities Transactions**

Securities Blocks Details

Shares Rights Details

Stock Borrowing

Forced Sales Details

Forced Sales Registered Shares

Exchange Traded Funds (ETFs) Characteristics

**Section 5: Bonds traded in Fixed Income Assets Market**

Convertible Corporate Bonds - Regulated Market

Non Convertible Corporate Bonds - Regulated Market

Government Bonds

Treasury Bills &amp; Zero Coupon Government Bonds

Government Bonds Traded with the Open Outcry Method

State Banks Bonds

**Section 6: Additional Infos**

Athex &amp; ATHEXClear Members List

List of Stocks under Market Making operations

**Section 7: Derivatives Market Analytic Figures**

Index Futures

Stock Futures

Index Options

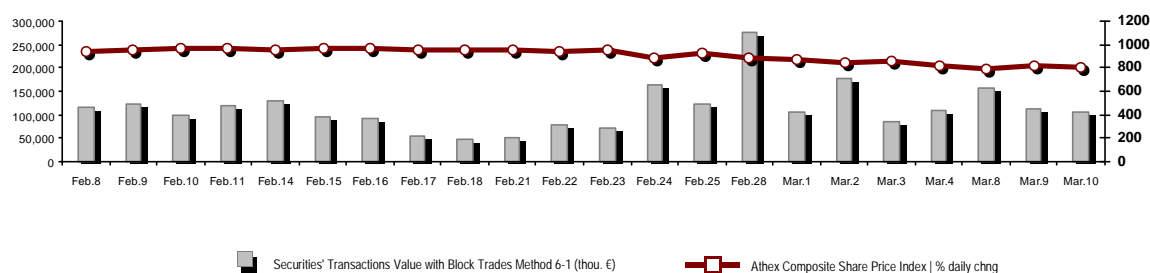
Stock Options

Stock Lending Analytic Figures

**Appendix A: Sectors codification for listed companies**

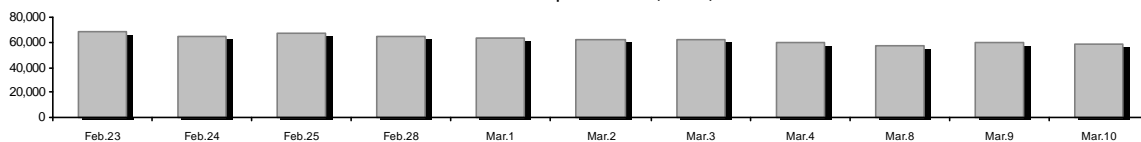
## Summary of Markets

Athex Composite Share Price Index vs Shares and Derivatives Transactions Value

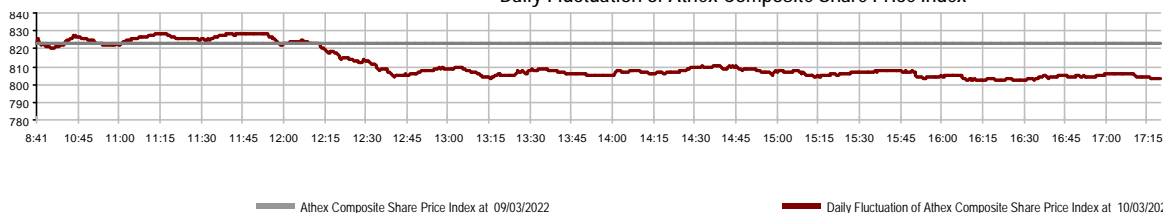


Athex Capitalisation (mill. €) **:	58,303.70		Derivatives Total Open Interest	319,676
Daily change: mill. €   %	-1,297.44	-2.18%	in Index Futures   % daily chng	2,668 5.79%
Yearly Avg Capitalisation: mill. €   % chng prev year Avg	67,651.93	11.11%	in Stock Futures   % daily chng	314,987 0.93%
Athex Composite Share Price Index   % daily chng	803.47	-2.37%	in Index Options   % daily chng	925 6.81%
Athex Composite Share Price Index Capitalisation (mill. €)	52,451.96		in Stock Options   % daily chng	1,096 2.81%
Daily change (mill. €)	-1,266.12			
Securities' Transactions Value with Block Trades Method 6-1 (t)	106,704.38		Derivatives Contracts Volume:	76,095
Daily change: %	-4,132.18	-3.73%	Daily change: pieces   %	32,067 72.83%
YtD Avg Trans. Value: thou. €   % chng prev year Avg	94,310.81	35.02%	YtD Avg Derivatives Contracts % chng prev year Avg	37,178 -22.00%
Blocks Transactions Value of Method 6-1 (thou. €)	13,116.45		Derivatives Trades Number:	3,967
Blocks Transactions Value of Method 6-2 & 6-3 (thou. €)	0.00		Daily change: number   %	623 18.63%
Bonds Transactions Value (thou.€)	1,267.40		YtD Avg Trades number % chng prev year Avg	2,306 8.97%
Securities' Transactions Volume with Block Trades Method 6-1 (tho)	52,312.48		Lending Total Open Interest	677,575
Daily change: thou. pieces   %	1,949.60	3.87%	Daily change: pieces   %	-6,791 -0.99%
YtD Avg Volume: % chng prev year Avg	42,642.42	24.70%	Lending Volume (Multilateral/Bilateral)	13,866
Blocks Transactions Volume of Method 6-1 (thou. Pieces)	6,218.58		Daily change: pieces   %	-53,122
Blocks Transactions Volume of Method 6-2 & 6-3 (thou. Pieces)	0.00		Multilateral Lending	9,866
Bonds Transactions Volume	1,334,000		Bilateral Lending	4,000
Securities' Trades Number with Block Trades Method 6-1	47,801		Lending Trades Number:	23
Daily change: number   %	-806	-1.66%	Daily change: %	-2
YtD Avg Trades number % chng prev year Avg	36,936	23.40%	Multilateral Lending Trades Number	22
Number of Blocks Method 6-1	13		Bilateral Lending Trades Number	1
Number of Blocks Method 6-2 & 6-3	0			
Number of Bonds Transactions	149			

Athex Capitalisation (mill. €) \*\*



Daily Fluctuation of Athex Composite Share Price Index



## Athex Indices

Index name	10/03/2022	09/03/2022	pts.	%	Min	Max	Year min	Year max	Year change
Athex Composite Share Price Index	803.47 €	822.97	-19.50	-2.37%	802.29	828.79	788.83	973.27	-10.06% €
Athex ESG Index	906.05 €	931.37	-25.32	-2.72%	904.43	937.73	888.47	1,131.24	-10.60% €
FTSE/Athex Large Cap	1,923.46 €	1,974.39	-50.93	-2.58%	1,919.14	1,988.38	1,884.54	2,384.15	-10.49% €
FTSE/Athex Mid Cap Index	1,429.26 €	1,453.42	-24.16	-1.66%	1,420.97	1,469.07	1,396.00	1,615.19	-4.20% €
FTSE/ATHEX-CSE Banking Index	404.38 €	422.89	-18.51	-4.38%	398.70	425.72	382.96	569.66	-7.07% €
FTSE/ATHEX High Dividend Yield Index	2,792.66 €	2,838.08	-45.42	-1.60%	2,792.03	2,856.20	2,762.75	3,292.03	-10.03% €
FTSE/ATHEX Global Traders Index Plus	2,247.54 €	2,293.66	-46.12	-2.01%	2,244.99	2,319.67	2,205.66	2,580.30	-5.30% €
FTSE/ATHEX Mid & Small Cap Factor-Weighted Ind	4,307.74 €	4,375.22	-67.48	-1.54%	4,303.26	4,410.98	4,269.17	4,966.14	-7.73% €
ATHEX Select Index Plus	3,062.98 €	3,125.27	-62.29	-1.99%	3,052.64	3,161.82	2,990.50	3,578.04	-9.52% €
ATHEX Select Index	4,171.94 €	4,242.16	-70.22	-1.66%	4,142.88	4,280.84	4,076.44	4,953.99	-9.05% €
FTSE/Athex Market Index	467.28 €	478.82	-11.54	-2.41%	466.68	482.26	457.78	586.15	-12.84% €
Athex Composite Index Total Return Index	1,381.63 €	1,415.16	-33.53	-2.37%	1,379.60	1,425.17	1,356.45	1,673.61	-9.88% €
FTSE/Athex Large Cap Total Return	2,997.63 €	3,077.00	-79.37	-2.58%			2,944.22	3,702.87	-10.31% €
FTSE/Athex Mid Cap Total Return	1,836.85 €	1,867.90	-31.05	-1.66%			1,809.60	2,064.38	-4.20% €
FTSE/ATHEX-CSE Banking Total Return Index	348.19 €	364.13	-15.94	-4.38%			337.43	485.90	-7.06% €
Hellenic Mid & Small Cap Index	1,263.78 €	1,290.72	-26.94	-2.09%	1,261.40	1,303.03	1,243.70	1,451.84	-7.95% €
FTSE/Athex Banks	534.28 €	558.74	-24.46	-4.38%	526.78	562.48	505.99	752.66	-7.07% €
FTSE/Athex Insurance	3,020.11 €	3,020.11	0.00	0.00%	2,988.32	3,028.05	1,994.86	3,171.11	51.39% #
FTSE/Athex Financial Services	699.76 €	717.69	-17.93	-2.50%	699.46	724.96	691.33	831.60	-6.58% €
FTSE/Athex Industrial Goods & Services	3,382.25 €	3,458.00	-75.75	-2.19%	3,372.34	3,488.47	3,365.52	3,930.81	-9.37% €
FTSE/Athex Retail	47.61 €	48.62	-1.01	-2.08%	46.94	49.55	45.69	57.51	-3.27% €
FTSE/ATHEX Real Estate	4,089.30 €	4,191.74	-102.44	-2.44%	4,051.76	4,246.20	3,948.68	5,179.83	-15.02% €
FTSE/Athex Consumer Goods & Services	7,791.50 €	7,837.74	-46.24	-0.59%	7,734.35	7,922.00	7,260.09	8,381.33	7.32% #
FTSE/Athex Food & Beverage	6,973.43 €	7,152.99	-179.56	-2.51%	6,940.92	7,257.58	6,714.13	12,058.75	-38.47% €
FTSE/Athex Basic Resources	6,432.22 €	6,588.18	-155.96	-2.37%	6,412.36	6,677.30	6,227.37	8,197.29	-13.05% €
FTSE/Athex Construction & Materials	2,610.53 €	2,636.36	-25.83	-0.98%	2,587.67	2,664.56	2,533.53	3,209.28	-12.37% €
FTSE/Athex Energy	3,352.71 €	3,483.57	-130.86	-3.76%	3,347.28	3,521.09	3,347.28	3,854.94	-2.64% €
FTSE/Athex Travel & Leisure	1,872.29 €	1,920.95	-48.66	-2.53%	1,858.00	1,937.99	1,858.00	2,197.16	-4.63% €
FTSE/Athex Technology	1,983.72 €	2,005.78	-22.06	-1.10%	1,971.45	2,035.58	1,912.15	2,281.35	-7.60% €
FTSE/Athex Telecommunications	4,527.19 #	4,519.80	7.39	0.16%	4,477.55	4,596.27	4,377.01	5,159.73	-0.41% €
FTSE/Athex Utilities	4,362.03 €	4,476.68	-114.65	-2.56%	4,354.73	4,520.89	4,203.53	5,208.71	-15.32% €
FTSE/Athex Health Care	422.29 €	448.33	-26.04	-5.81%	420.02	473.23	418.89	611.35	-23.56% €
FTSE/Athex Personal Products	7,195.17 €	7,237.50	-42.33	-0.58%	7,177.73	7,415.17	6,680.63	8,868.58	-17.53% €
Athex All Share Index	204.33 €	208.86	-4.53	-2.17%	204.33	204.33	200.98	248.43	-11.18% €
Hellenic Corporate Bond Index	119.95 #	119.78	0.17	0.14%			119.78	127.89	-6.13% €
Hellenic Corporate Bond Price Index	89.02 #	88.90	0.12	0.13%			88.90	95.40	-6.67% €

Note 1: FTSE/Med 100, Hellenic Corporate Bond Price Index and Hellenic Corporate Bond Index closing prices refer to the previous trading day of 08/03/2022.

Note 2: The Hellenic Mid & Small Cap Index is a Customized index calculated by the Athens Exchange.

## Analytic Figures for Athex Market's Boards and Categories

	Total Traded Securities	Main Market	Surveillance	Exchange Traded Funds (ETFs)
Totals	126	111	14	1
Gain / Lose / Same:	16 / 92 / 18	14 / 85 / 12	2 / 6 / 6	0 / 1 / 0
Athex Capitalisation (mill. €) **	58,303.70	58,068.43	235.28	
Daily Average Trans/ons Value(thou.€)	94,310.81	94,089.00	272.96	14.63
Transactions Value	106,704.38	106,446.14	248.56	9.67
Main Board:	93,587.93	93,329.70	248.56	9.67
Blocks Board 6_2_3:	13,116.45	13,116.45	0.00	0.00
Forced Sales Board:	0.00	0.00	0.00	0.00
Special Terms Board:	0.00	0.00	0.00	0.00
Daily Average Transactions Volume	42,642,420	41,665,591	986,800	682
Transactions Volume	52,312,476	51,300,524	1,011,460	492
Main Board:	46,093,893	45,081,941	1,011,460	492
Blocks Board 6_2_3:	6,218,583	6,218,583	0	0
Forced Sales Board:	0	0	0	0
Special Terms Board:	0	0	0	0
Daily Average Number of Trades	36,936	36,629	305	3
Number of Trades	47,801	47,476	319	6
Main Board:	47,788	47,463	319	6
Blocks Board 6_2_3:	13	13	0	0
Forced Sales Board:	0	0	0	0
Special Terms Board:	0	0	0	0

## Trading Details by Athex Sectors and Financial Instruments (ETFs)

Code	Sectors	Gain / Lose / Same	Number of Trades	Transactions Volume	Transactions Value	% of Total Trans. Value
3010	- Banks	1 / 5 / 0	21,036	41,498,332	52,804,589.98	49.49%
5510	- Basic Resources	3 / 10 / 0	1,021	387,835	1,037,581.24	0.97%
5010	- Construction & Materials	2 / 10 / 1	2,382	949,664	2,457,648.37	2.30%
4020	- Consumer Products & Services	0 / 7 / 2	2,323	528,042	5,994,691.71	5.62%
6010	- Energy	1 / 2 / 1	2,352	368,847	3,689,918.61	3.46%
12000	- Financial Instruments	0 / 1 / 0	6	492	9,672.46	0.01%
3020	- Financial Services	0 / 3 / 0	733	2,596,111	355,453.62	0.33%
4510	- Food Beverage & Tobacco	1 / 4 / 3	743	124,530	1,990,393.17	1.87%
2010	- Health Care	1 / 2 / 0	107	31,238	46,480.04	0.04%
5020	- Industrial Goods & Service	0 / 16 / 4	3,649	1,445,197	4,939,962.10	4.63%
3030	- Insurance	0 / 1 / 1	73	20,000	117,549.76	0.11%
4030	- Media	0 / 1 / 1	23	13,260	5,718.95	0.01%
4520	- Personal Care, Drug & Grocery Stores	0 / 2 / 1	223	59,145	377,382.07	0.35%
3510	- Real Estate	1 / 6 / 1	940	297,380	1,231,987.49	1.15%
4040	- Retail	1 / 4 / 0	786	168,531	575,678.55	0.54%
1010	- Technology	2 / 8 / 1	1,597	861,668	2,021,152.54	1.89%
1510	- Telecommunications	1 / 1 / 0	2,873	949,560	15,333,058.97	14.37%
4050	- Travel & Leisure	0 / 6 / 2	3,236	972,422	6,460,064.50	6.05%
6510	- Utilities	2 / 3 / 0	3,698	1,040,222	7,255,395.29	6.80%

## Top 10 best &amp; worst performing Shares

## Main Market

With positive Price change	Closing price	change	With negative Price change	Closing price	change
KLOUKINAS - LAPPAS SA (CR)	0.664	5.40% #	MARFIN INVESTMENT GROUP (CR)	0.0263	-7.39% €
ATTICA BANK S.A. (CR)	0.1484	1.64% #	NATIONAL BANK (CR)	2.68	-6.46% €
TZIRAKIAN PROFIL (CR)	2.57	1.58% #	MEDICON S.A (CR)	3.73	-5.81% €
THESSALONIKA WATER & SEWERAGE	4.2	0.48% #	PIRAEUS FINANCIAL HOLD (CR)	1.221	-5.35% €
ENTERSOFT (CR)	4.56	0.22% #	ALPHA SERVICES HOLD (CR)	1.001	-5.21% €
OTE (CR)	16.2	0.19% #	HELLENIC PETROLEUM (CR)	6.5	-4.41% €
TERNA ENERGY (CR)	13.44	0.15% #	AEGEAN AIRLINES (CR)	5.02	-4.20% €
			SPACE HELLAS SA (CR)	8.3	-4.16% €
			AVAX S.A. (CR)	0.74	-4.02% €
			PPC (CR)	7.34	-3.93% €
With the highest Transactions Value	Value (thou. €)	change	With the highest Transactions Volume	Volume	change
NATIONAL BANK (CR)	20,567.03	-6.46% €	EUROBANK HOLDINGS (CR)	17,230,943	-1.54% €
OTE (CR)	15,304.57	0.19% #	ALPHA SERVICES HOLD (CR)	13,365,999	-5.21% €
EUROBANK HOLDINGS (CR)	14,350.32	-1.54% €	NATIONAL BANK (CR)	7,518,165	-6.46% €
ALPHA SERVICES HOLD (CR)	13,675.37	-5.21% €	PIRAEUS FINANCIAL HOLD (CR)	3,227,429	-5.35% €
OPAP (CR)	5,638.16	-2.40% €	MARFIN INVESTMENT GROUP (CR)	2,514,950	-7.39% €
JUMBO SA (CR)	5,574.41	-0.37% €	OTE (CR)	946,143	0.19% #
PPC (CR)	4,995.60	-3.93% €	INTRACOM HOLDINGS (CR)	698,653	-0.94% €
PIRAEUS FINANCIAL HOLD (CR)	4,025.61	-5.35% €	PPC (CR)	665,211	-3.93% €
MYTILINEOS (CR)	3,287.56	-2.27% €	OPAP (CR)	472,823	-2.40% €
MOTOR OIL (CR)	2,595.29	-3.51% €	JUMBO SA (CR)	408,391	-0.37% €

Note: Stocks that are not included in the "Under Supervision" category, and the transactions value is more than 10,000 €.

## Derivatives Summary

	Number of Trades	Volume	Open Interest
<b>Index Futures</b>	<b>351</b>	<b>1,195</b>	<b>2,668</b>
FTSE/Athex Banks	0	0	2
FTSE/Athex Large Cap	351	1,195	2,666
<b>Stock Futures</b>	<b>3,612</b>	<b>74,895</b>	<b>314,987</b>
ADMIE (IPTO) HOLDING S.A. (CR)	42	307	4,686
ALPHA SERVICES HOLD (CR)	644	25,094	80,533
CC HBC AG (CR)	42	90	1,394
CENERGY HOLDINGS (CB)	76	332	10,177
ELLAKTOR (CR)	22	209	12,634
EUROBANK HOLDINGS (CR)	361	14,347	47,935
EYDAP S.A. (CR)	21	33	466
FOURLIS (CR)	64	311	2,342
GEK TERNA (CR)	48	3,565	6,140
HELLENIC EXCHANGES-A.S.E. (CR)	22	62	1,734
HELLENIC PETROLEUM (CR)	55	88	1,553
INTRACOM HOLDINGS (CR)	118	1,140	6,268
JUMBO SA (CR)	41	81	1,253
LAMDA DEVELOPMENT SA (CR)	62	147	5,415
MARFIN INVESTMENT GROUP (CR)	8	1,012	33,580
MOTOR OIL (CR)	58	175	2,182
MYTILINEOS (CR)	158	524	6,598
NATIONAL BANK (CR)	865	18,240	27,411
OPAP (CR)	56	220	1,316
OTE (CR)	46	176	1,031
P.P.A. S.A. (CR)	5	6	715
PIRAEUS FINANCIAL HOLD (CR)	492	7,600	33,577
PPC (CR)	159	686	15,282
TERNA ENERGY (CR)	13	55	1,774
TITAN CEMENT (CB)	25	56	1,138
VIOHALCO SA/NV (CB)	109	339	7,853
<b>Index Options</b>	<b>4</b>	<b>5</b>	<b>925</b>
FTSE/Athex Large Cap	4	5	925
<b>Stock Options</b>	<b>0</b>	<b>0</b>	<b>1,096</b>
ALPHA SERVICES HOLD (CR)	0	0	250
NATIONAL BANK (CR)	0	0	652
OPAP (CR)	0	0	51
OTE (CR)	0	0	62
PIRAEUS FINANCIAL HOLD (CR)	0	0	11
PPC (CR)	0	0	70
<b>Total Derivatives Traded</b>	<b>3,967</b>	<b>76,095</b>	<b>319,676</b>











Number of Outstanding Securities	Nominal Value	Dividends [1]			Date of Last Coupon		Note	Shares	Closing price	% change	Previous closing price/date	Open price	Price min	Price max	Last price	Avg price	Last Bid [7]	Last Ask [7]	P/E after tax	Year	Volume	Trades	Transactions Value[8]	Company Mkt Value (thou. €)	Year low	Year high	Sector[4]
		2019	2020	2021	Dividend [2]	Right																					
5,867,311	0.300	--	--	--	11/08/2010	28/04/2017	5243	DIONIC (CR)	0.11	-- ↘	0.11	30/06/2020	--	--	--	--	--	--	--	--	--	--	--	645.40	0.11	0.11	50205010
66,948,210	0.300	--	--	--	22/09/2015	22/09/2015	5179	FOLLI FOLLIE (CR)	4.8	-- ↘	4.8	24/05/2018	--	--	--	--	--	--	--	--	--	--	--	321,351.41	4.8	4.8	40401030
12,417,000	0.310	--	--	--	27/08/2019	28/08/2017	5233	MLS MULTIMEDIA SA (CR)	0.57	-- ↘	0.57	12/05/2020	--	--	--	--	--	--	--	--	--	--	--	7,077.69	0.57	0.57	10101015
33,301,715	0.320	--	--	--	27/06/2003	08/07/2009	5241	AEGEK (CR)	0.035	-- ↘	0.035	25/06/2020	--	--	--	--	--	--	--	--	--	--	--	1,165.56	0.035	0.035	50101010
4,737,503	0.320	--	--	--	22/06/2005	22/09/2015	5115	VARANGIS AVEPE S.A. (CR)	0.11	-- ↘	0.11	02/03/2022	--	--	--	--	--	--	--	--	--	--	--	521.13	0.11	0.11	40202015
77,126,446	0.340	--	--	--	23/05/2005	18/08/2011	5206	G.E. DIMITRIOU (CR)	0.0125	-- ↘	0.0125	30/04/2019	--	--	--	--	--	--	--	--	--	--	--	964.08	0.0125	0.0125	40202020
7,085,888	1.59	--	--	--	02/07/1996	06/09/2010	5216	ELVIEK (CR)	2.6	-- ↘	2.6	30/09/2019	--	--	--	--	--	--	--	--	--	--	--	18,423.31	2.6	2.6	35101010
25,179,640	0.600	--	--	--	08/08/1994	19/09/2000	5191	J.BOUTARIS & SON (CR)	0.026	-- ↘	0.026	01/10/2018	--	--	--	--	--	--	--	--	--	--	--	742.45	0.026	0.026	45101015
1,540,000	0.600	--	--	--	08/08/1994	19/09/2000	5192	J.BOUTARIS & SON (PR)	0.057	-- ↘	0.057	01/10/2018	--	--	--	--	--	--	--	--	--	--	--	742.45	0.057	0.057	45101015

## Suspension Status

## Shares' Notes

Code	Note text
( )	- Adjusted dividends.
*	- Last adjusted closing price.
[1]	- Net dividends.
[2]	- The "Date of Last Coupon" for New listings refers to the date company's stocks started to trade in Athex
[3]	- The Company Market Value is referred to the number of outstanding shares
[4]	- Sectors codification can be found in Appendix A
[5]	- The Market Value refers to the total number of shares listed (including their several classes) in the exchange by the company.
[6]	- P/E greater than 100
[7]	- Last view of the Order Book before the end of the trading session
[8]	- All Blocks Methods' Transactions Value are included.
4750	- Transfer to the Under Surveillance Category from 8/4/2011.
4912	- Transfer to the Surveillance Category as of 31/7/2012.
4955	- Transfer to the Surveillance Category as from 5/4/2013.
4957	- Transfer to the Surveillance Category as from 5/4/2013.
4958	- Transfer to the Surveillance Category as from 5/4/2013.
4959	- Transfer to the Surveillance Category as from 5/4/2013.
5093	- Transfer to the Surveillance Category as of 8/4/2015.
5112	- Transfer to the Surveillance Category as of 15/04/2016.
5115	- Transfer to the Surveillance Category as of 15/04/2016.
5141	- Transfer to the Surveillance Category as of 10/05/2017.
5160	- Transfer to the Surveillance Category as of 15/04/2016.
5162	- Transfer to the Under Supervision Category as of 21/12/2009.
5165	- Transfer to the Surveillance Category as of 15/02/2018.
5179	- Suspension of trading as of 25/05/2018.
5191	- Suspension of trading as of 02/10/2018.
5192	- Suspension of trading as of 02/10/2018.
5193	- Transfer to the Surveillance Category as of 25/10/2018.
5194	- Transfer to the Surveillance Category as of 25/10/2018.
5197	- Transfer to the Surveillance Category as of 07/11/2018.
5206	- Suspension of trading as of 02/05/2019.
5216	- Suspension of trading as of 01/10/2019.
5232	- Transfer to the Under Surveillance Category from 08/04/2011.
5233	- Suspension of trading as of 13/05/2020.
5241	- Suspension of trading as of 26/06/2020.
5243	- Suspension of trading as of 01/07/2020.
5245	- Transfer to the Surveillance Category as of 09/07/2020.
5246	- Transfer to the Surveillance Category as of 09/07/2020.
5248	- Transfer to the Surveillance Category as of 06/09/20116.
5253	- Transfer to the Surveillance Category as of 14/5/2021.

Securities Blocks Details

Securities	Block Volume	Price	Block Trade Value	Time of approval	Note
EUROBANK HOLDINGS (CR)	500,000	0.847	423,600.00	10:31:16	20
EUROBANK HOLDINGS (CR)	558,604	0.838	468,333.59	10:39:21	20
JUMBO SA (CR)	21,105	13.73	289,771.65	10:50:05	20
EUROBANK HOLDINGS (CR)	500,000	0.839	419,500.00	10:58:42	20
EUROBANK HOLDINGS (CR)	872,526	0.852	743,392.15	11:09:34	20
EUROBANK HOLDINGS (CR)	500,000	0.844	422,200.00	11:55:07	20
NATIONAL BANK (CR)	425,000	2.85	1,209,125.00	12:04:24	20
JUMBO SA (CR)	18,900	13.55	256,095.00	12:51:41	20
OTE (CR)	50,000	16.06	803,000.00	15:33:04	20
EUROBANK HOLDINGS (CR)	750,000	0.821	615,450.00	15:45:21	20
EUROBANK HOLDINGS (CR)	1,244,444	0.834	1,037,866.30	17:07:55	20
OTE (CR)	378,004	16.13	6,095,314.50	17:09:21	20
EUROBANK HOLDINGS (CR)	400,000	0.832	332,800.00	17:19:48	20

Blocks Notes

- 9 - Method 6-1 / Special Fees
- 10 - Method 6-1 / Special Fees, SDS
- 14 - Method 6-3 / Settlement, Incomplete Buy and Sell
- 18 - Method 6-2 / SPOT 1
- 19 - Method 6-2 / SPOT 2
- 20 - Method 6-1 and Method 6-1 Same Day Settlement
- 21 - Other Pre-agreed

**Shares Rights Details**

Occured date	Exercise from	Exercise until	Trading until	Rights	Price min	Price max	Closing price	Last Bid	Last Ask	Volume	Trades	Transactions Value
--------------	---------------	----------------	---------------	--------	-----------	-----------	---------------	----------	----------	--------	--------	--------------------

No Rights Transactions.



---

Forced Sales Details

---

Securities	Category of Security	Transactions Volume	Number of Trades	Transactions Value	Note
------------	----------------------	------------------------	---------------------	-----------------------	------

---

No Forced Transactions.

---

---

Forced Sales Notes

---

- 1 - Compulsory Public Forced Sales
- 2 - Forced Sales of Fixed Registered Shares
- 3 - Forced Sales of Remaining Fractional Shares

## Exchange Traded Funds (ETFs) Characteristics

	Transactions Date (T)	Creation / Redemption	Units (T-1)	New Units (T-1)	Redemption Units (T-1)	Units (T) [1]	Fund Assets [2]	Net Unit Price	Dividend per Unit	Dividend Date
ALPHA ETF FTSE Athex Large Cap	10/03/2022	5,000	882,175	---	---	882,175	17,567,320.00	19.9136	0.71	01/07/2021

## ETFs Notes

[1] - Units (T) = Units (T-1) + New Units (T-1) - Redemption Units (T-1)

[2] - The Creation / Redemption Units of T-1 are included.

## Non Convertible Corporate Bonds - Regulated Market

Num Listed Bonds	Nominal price	Issue price	Today's Rate	Exp. Date	Duration (years)	Note	Coupon		Trading Unit	Corporate Bonds	Accrued Int.	Yield.T.Mat	Price min	Price max	Closing price	Previous closing price/date	Volume	Transactions Value	Last order		ear min	Year max		
							Common	Preferred											Price	Buy / Sell			Date	
120,000	1,000.00	1,000.00	3.95	04/04/2025	7	---	8	---	1	GEK TERNA S.A. (Non Convertible)	17.6653	3.3940	100.0000	101.0000	100.0600	100.1180	09/03/2022	156,000	159,202.28	100.0500	B	10/03/2022	99.3357	103.2000
320,000	1,000.00	1,000.00	3.40	21/07/2027	7	---	4	---	1	LAMDA DEVELOPMENT S.A. (Non Convertible)	4.9111	4.1190	95.0000	97.2238	95.7714	96.0000	09/03/2022	303,000	291,675.49	94.2500	B	10/03/2022	93.0000	102.0000
200,000	1,000.00	1,000.00	2.10	27/10/2027	7	---	3	---	1	O.P.A.P. S.A. (Non Convertible)	8.0500	2.1810	98.0000	99.2659	99.2655	98.5730	09/03/2022	25,000	24,777.20	96.5000	B	10/03/2022	96.0000	101.7500
150,000	1,000.00	1,000.00	2.65	22/10/2026	5	---	1	---	1	CPLP SHIPPING HOLDINGS PLC (Non Convertible)	10.5264	4.0240	93.6500	95.5000	94.4208	94.2660	08/03/2022	24,000	22,913.63	93.6000	B	10/03/2022	94.2138	100.0000
250,000	1,000.00	1,000.00	2.45	16/11/2028	7	---	1	---	1	ELVALHALCOR S.A. (Non Convertible)	8.0306	4.1150	89.5000	92.5000	91.0000	90.5000	09/03/2022	229,000	209,350.50	92.5000	B	10/03/2022	90.5001	100.2900
120,000	1,000.00	1,000.00	2.65	06/12/2028	7	---	1	---	1	NOVAL PROPERTY REIC (Non Convertible)	7.2139	3.8500	---	---	---	93.3560	01/03/2022	---	---	90.2500	B	10/03/2022	93.3560	100.0000
300,000	1,000.00	1,000.00	2.30	14/12/2028	7	---	1	---	1	GEK TERNA S.A. (Non Convertible)	5.7500	4.2760	85.8000	89.3899	89.3899	91.0000	09/03/2022	113,000	99,875.97	87.0300	B	10/03/2022	89.3899	100.0000
500,000	1,000.00	1,000.00	2.75	03/07/2027	7	---	4	---	1	GEK TERNA S.A. (Non Convertible)	5.3472	4.1670	92.8000	94.0000	92.9000	92.1450	09/03/2022	67,000	62,795.94	91.0010	B	10/03/2022	91.0000	99.0000
200,000	1,000.00	1,000.00	3.60	12/03/2026	7	---	6	---	1	AEGEAN AIRLINES S.A. (Non Convertible)	---	4.0190	96.3000	97.0000	97.0000	95.8170	09/03/2022	35,000	33,933.00	96.3000	B	10/03/2022	95.8165	101.3000
175,000	1,000.00	1,000.00	3.40	26/07/2024	5	---	6	---	1	ATTICA HOLDINGS S.A. (Non Convertible)	4.4389	4.4220	96.0000	97.0000	96.8985	95.2430	09/03/2022	20,000	19,468.48	95.8000	B	10/03/2022	94.5217	99.4500
90,000	1,000.00	1,000.00	3.00	11/05/2023	5	---	8	---	1	CORAL A.E. (Non Convertible)	10.2500	2.6790	100.0100	100.0100	100.0100	100.0850	09/03/2022	90,000	90,931.50	100.0500	B	10/03/2022	99.8036	102.0000
20,148	1,000.00	1,000.00	4.95	26/06/2023	5	---	8	---	1	B&F COMM. & GARM. INDUS. S.A. (Non Convertible)	10.5875	4.3900	---	---	---	99.6810	09/03/2022	---	---	99.6100	B	10/03/2022	99.0000	101.0000
200,000	1,000.00	1,000.00	1.90	23/03/2028	7	---	2	---	1	MOTOR OIL CORINTH REFINERIES SA (Non Convertible)	9.0778	2.7570	94.0500	95.5000	95.2422	94.9500	09/03/2022	9,000	8,653.50	94.5000	B	10/03/2022	94.5000	99.2000
100,000	1,000.00	1,000.00	2.70	25/05/2026	5	---	2	---	1	COSTAMARE PARTICIPATIONS PLC (Non Convertible)	8.1750	3.5950	95.0000	96.8000	96.4000	97.0000	09/03/2022	27,000	26,248.72	96.0000	B	10/03/2022	95.3065	102.0000
300,000	1,000.00	1,000.00	2.30	20/07/2028	7	---	2	---	1	PRODEA REIC S.A.(Non Convertible)	3.3861	4.2320	89.1000	90.5000	89.8855	90.4000	09/03/2022	131,000	117,301.64	89.3000	B	10/03/2022	89.3428	98.1000
150,000	1,000.00	1,000.00	2.60	22/10/2026	7	---	5	---	1	TERNA ENERGY FINANCE S.A. (Non Convertible)	10.3278	3.7550	93.0500	95.0000	94.4564	96.5250	09/03/2022	104,000	99,308.71	93.0500	B	10/03/2022	92.9810	99.9900
100,000	1,000.00	1,000.00	2.80	25/01/2027	5	---	1	---	1	PREMIA S.A. (Non Convertible)	3.7333	3.7450	96.0000	96.0000	96.0000	96.9000	08/03/2022	1,000	963.73	94.0000	B	10/03/2022	94.5000	99.5000
100,000	1,000.00	1,000.00	2.95	11/02/2027	5	---	1	---	1	SAFE BULKERS PARTICIPATIONS PLC (Non Convertible)	2.5403	4.2760	---	---	---	94.5000	09/03/2022	---	---	94.5500	B	10/03/2022	94.5000	99.9900

## Corporate Bonds Notes

Transactions Volume = (Pieces) \* (Nominal Price). Transactions Value = (Pieces) \* (Nominal Price) \* (price %) + (Accrued interest).

The price of a Bond is stated as a percentage (%) of Bond's Nominal Price.

Nominal Price in Euros (€), except if it is noted differently.

## Government Bonds

Number Listed Bonds	Nominal price	Today's Rate	Accrued Interest Calc	Exp. Date [1]	Duration (years)	Note	Coupons Date	Curr. coupon value	Trading Unit	Government Bonds	Price min	Price max	Closing price	Previous closing price/date	Volume	Transactions Value	Price	Last order Buy / Sell	Date	
3,000,000	1,000.00	4.38	Actual/Actual	01/08/2022	5	---	01/08	4.38	1	GGB-FXD-010822-05Y-4.375-1.000	---	---	---	---	---	---	---	1.0000	B	28/11/2018
4,500,000	1,000.00	1.88	Actual/Actual	04/02/2035	15	---	04/02	1.88	1	GGB-FXD-040235-15Y-1.875-1.000	---	---	---	---	---	---	---	---	---	---
2,500,000	1,000.00	3.45	Actual/Actual	02/04/2024	5	---	02/04	3.45	1	GGB-FXD-020424-05Y-3.450-1.000	---	---	---	---	---	---	---	---	---	---
6,000,000	1,000.00	0.75	Actual/Actual	18/06/2031	10	---	18/06	0.75	1	GGB-FXD-180631-10Y-0.750-1.000	---	---	---	---	---	---	---	---	---	---
4,355,990,324	1.00	3.50	Actual/Actual	30/01/2023	5	---	01/02 - 31/01	3.50	1	GGB-FXD-300123-05Y-3.500-1.000	---	---	---	94.5720 13/07/2018	---	---	---	1.0000	B	28/11/2018
5,962,747,327	1.00	3.75	Actual/Actual	30/01/2028	10	---	/02 - 01/02 - 31/	3.75	1	GGB-FXD-300128-10Y-3.750-1.000	---	---	---	85.4610 13/07/2018	---	---	---	1.0000	B	28/11/2018
6,567,309,386	1.00	3.90	Actual/Actual	30/01/2033	15	---	/02 - 01/02 - 31/	3.90	1	GGB-FXD-300133-15Y-3.900-1.000	---	---	---	78.6730 13/07/2018	---	---	---	1.0000	B	28/11/2018
5,222,848,349	1.00	4.00	Actual/Actual	30/01/2037	19	---	/02 - 01/02 - 31/	4.00	1	GGB-FXD-300137-19Y-4.000-1.000	---	---	---	77.0370 13/07/2018	---	---	---	1.0000	B	28/11/2018
5,126,770,669	1.00	4.20	Actual/Actual	30/01/2042	24	---	/02 - 01/02 - 31/	4.20	1	GGB-FXD-300142-24Y-4.200-1.000	---	---	---	77.7640 13/07/2018	---	---	---	1.0000	B	28/11/2018
119,550,565	1.00	4.30	Actual/Actual	24/02/2023	11	---	24/02	4.30	1	GGB-FXD-240223-11Y-2.000-1.000	---	---	---	10.0000 22/06/2015	---	---	---	10.0000	B	11/07/2019
48,794,718	1.00	4.30	Actual/Actual	24/02/2024	12	---	24/02	4.30	1	GGB-FXD-240224-12Y-2.000-1.000	---	---	---	10.0000 22/06/2015	---	---	---	---	---	---
40,248,141	1.00	4.30	Actual/Actual	24/02/2025	13	---	24/02	4.30	1	GGB-FXD-240225-13Y-2.000-1.000	---	---	---	10.0000 22/06/2015	---	---	---	---	---	---
59,586,043	1.00	4.30	Actual/Actual	24/02/2026	14	---	24/02	4.30	1	GGB-FXD-240226-14Y-2.000-1.000	---	---	---	10.0000 22/06/2015	---	---	---	---	---	---
41,118,344	1.00	4.30	Actual/Actual	24/02/2027	15	---	24/02	4.30	1	GGB-FXD-240227-15Y-2.000-1.000	---	---	---	10.0000 22/06/2015	---	---	---	---	---	---
45,137,734	1.00	4.30	Actual/Actual	24/02/2028	16	---	24/02	4.30	1	GGB-FXD-240228-16Y-2.000-1.000	---	---	---	10.0000 22/06/2015	---	---	---	---	---	---
61,768,888	1.00	4.30	Actual/Actual	24/02/2029	17	---	24/02	4.30	1	GGB-FXD-240229-17Y-2.000-1.000	---	---	---	10.0000 22/06/2015	---	---	---	---	---	---
54,567,744	1.00	4.30	Actual/Actual	24/02/2030	18	---	24/02	4.30	1	GGB-FXD-240230-18Y-2.000-1.000	---	---	---	10.0000 22/06/2015	---	---	---	---	---	---
37,541,515	1.00	4.30	Actual/Actual	24/02/2031	19	---	24/02	4.30	1	GGB-FXD-240231-19Y-2.000-1.000	---	---	---	10.0000 22/06/2015	---	---	---	---	---	---
37,558,317	1.00	4.30	Actual/Actual	24/02/2032	20	---	24/02	4.30	1	GGB-FXD-240232-20Y-2.000-1.000	---	---	---	10.0000 22/06/2015	---	---	---	---	---	---
37,473,732	1.00	4.30	Actual/Actual	24/02/2033	21	---	24/02	4.30	1	GGB-FXD-240233-21Y-2.000-1.000	---	---	---	10.0000 22/06/2015	---	---	---	---	---	---
33,888,293	1.00	4.30	Actual/Actual	24/02/2034	22	---	24/02	4.30	1	GGB-FXD-240234-22Y-2.000-1.000	---	---	---	10.0000 22/06/2015	---	---	---	---	---	---
35,177,800	1.00	4.30	Actual/Actual	24/02/2035	23	---	24/02	4.30	1	GGB-FXD-240235-23Y-2.000-1.000	---	---	---	10.0000 22/06/2015	---	---	---	---	---	---
35,547,268	1.00	4.30	Actual/Actual	24/02/2036	24	---	24/02	4.30	1	GGB-FXD-240236-24Y-2.000-1.000	---	---	---	10.0000 22/06/2015	---	---	---	---	---	---
40,246,306	1.00	4.30	Actual/Actual	24/02/2037	25	---	24/02	4.30	1	GGB-FXD-240237-25Y-2.000-1.000	---	---	---	10.0000 22/06/2015	---	---	---	---	---	---
37,643,952	1.00	4.30	Actual/Actual	24/02/2038	26	---	24/02	4.30	1	GGB-FXD-240238-26Y-2.000-1.000	---	---	---	10.0000 22/06/2015	---	---	---	---	---	---
36,977,100	1.00	4.30	Actual/Actual	24/02/2039	27	---	24/02	4.30	1	GGB-FXD-240239-27Y-2.000-1.000	---	---	---	10.0000 22/06/2015	---	---	---	---	---	---
41,615,000	1.00	4.30	Actual/Actual	24/02/2040	28	---	24/02	4.30	1	GGB-FXD-240240-28Y-2.000-1.000	---	---	---	10.0000 22/06/2015	---	---	---	---	---	---
42,227,208	1.00	4.30	Actual/Actual	24/02/2041	29	---	24/02	4.30	1	GGB-FXD-240241-29Y-2.000-1.000	---	---	---	10.0000 22/06/2015	---	---	---	---	---	---
68,288,487	1.00	4.30	Actual/Actual	24/02/2042	30	---	24/02	4.30	1	GGB-FXD-240242-30Y-2.000-1.000	---	---	---	10.0000 22/06/2015	---	---	---	---	---	---
4,000,000	1,000.00	3.88	Actual/Actual	12/03/2029	10	---	12/03	3.88	1	GGB-FXD-120329-10Y-3.875-1.000	---	---	---	---	---	---	---	100.0000	B	15/10/2019
4,500,000	1,000.00	0.00	Actual/Actual	12/02/2026	5	---	12/02	0.00	1	GGB-FXD-120226-05Y-0.000-1.000	---	---	---	---	---	---	---	---	---	---
3,000,000	1,000.00	3.38	Actual/Actual	15/02/2025	7	---	15/02	3.38	1	GGB-FXD-150225-07Y-3.375-1.000	---	---	---	---	---	---	---	---	---	---
250,250	1,000.00	2.90	Actual/Actual	20/03/2023	4	---	20/03	2.90	1	GGB-FXD-200323-04Y-2.900-1.000	---	---	---	---	---	---	---	---	---	---
964,000	1,000.00	3.25	Actual/Actual	20/03/2025	6	---	20/03	3.25	1	GGB-FXD-200325-06Y-3.250-1.000	---	---	---	---	---	---	---	---	---	---

## Government Bonds Notes

Transactions Volume = (Pieces) \* (Nominal Price). Transactions Value = (Pieces) \* (Nominal Price) \* (price %) + (Accrued interest).

The Value of current coupon for the issues with NV 0.01 euro refers to NV 100 euros

FLR: Floating Interest Rate.

[1] - The Expiration Date of the interest bearing period and the Date for coupon payment.

## Government Bonds

Number Listed Bonds	Nominal price	Today's Rate	Accrued Interest Calc	Exp. Date [1]	Duration (years)	Note	Coupons Date	Curr. coupon value	Trading Unit	Government Bonds	Price min	Price max	Closing price	Previous closing price/date	Volume	Transactions Value	Price	Last order Buy / Sell	Date
2,100,000	1,000.00	3.55	Actual/Actual	20/03/2026	7	---	20/03	3.55	1	GGB-FXD-200326-07Y-3.550-1.000	---	---	---	---	---	---	---	---	---
40,000	1,000.00	0.11	FLR Actual/360	16/09/2022	1	---	16/03 - 16/09	---	1	GGB-FLT-160922-01Y-0.108-1.000	---	---	---	---	---	---	---	---	---
5,500,000	1,000.00	1.50	Actual/Actual	18/06/2030	10	---	18/06	1.50	1	GGB-FXD-180630-10Y-1.500-1.000	---	---	---	---	---	---	---	---	---
5,364,250	1,000.00	3.25	Actual/Actual	20/03/2050	30	---	20/03	3.25	1	GGB-FXD-200350-30Y-3.250-1.000	---	---	---	---	---	---	---	---	---
2,424,361	1,000.00	2.00	Actual/Actual	22/04/2027	7	---	22/04	2.00	1	GGB-FXD-220427-07Y-2.000-1.000	---	---	---	---	---	---	99.9000	B	22/04/2020
2,500,000	1,000.00	1.88	Actual/Actual	23/07/2026	7	---	23/07	1.88	1	GGB-FXD-230726-07Y-1.875-1.000	---	---	---	---	---	---	---	---	---
3,500,000	1,000.00	1.88	Actual/Actual	24/01/2052	30	---	24/01	1.88	1	GGB-FXD-240152-30Y-1.875-1.000	---	---	---	---	---	---	---	---	---
3,000,000	1,000.00	1.75	Actual/Actual	26/01/2032	10	---	18/06	1.75	1	GGB-FXD-180632-10Y-1.750-1.000	---	---	---	---	---	---	---	---	---

## Government Bonds Notes

Transactions Volume = (Pieces) \* (Nominal Price). Transactions Value = (Pieces) \* (Nominal Price) \* (price %) + (Accrued interest).

The Value of current coupon for the issues with NV 0.01 euro refers to NV 100 euros

FLR: Floating Interest Rate.

[1] - The Expiration Date of the interest bearing period and the Date for coupon payment.

## Treasury Bills &amp; Zero Coupon Government Bonds

Issue Date	13-Week Maturity									26-Week Maturity									52-Week Maturity								
	Exp. Date	Initial Rate	Num Listed Bonds	Nominal price	Issue price	Last Trade Price	Last Trade Date	Volume Traded	Note	Exp. Date	Initial Rate	Num Listed Bonds	Nominal price	Issue price	Last Trade Price	Last Trade Date	Volume Traded	Note	Exp. Date	Initial Rate	Num Listed Bonds	Nominal price	Issue price	Last Trade Price	Last Trade Date	Volume Traded	Note
12/03/2021	---	---	---	---	---	---	---	---	---	---	---	---	---	---	---	---	---	---	11/03/2022	-0.22	1,000,000	1,000.00	1,002.24	---	---	---	---
11/06/2021	---	---	---	---	---	---	---	---	---	---	---	---	---	---	---	---	---	---	10/06/2022	-0.31	1,600,000	1,000.00	1,003.10	---	---	---	---
10/09/2021	---	---	---	---	---	---	---	---	---	---	---	---	---	---	---	---	---	---	09/09/2022	-0.31	1,000,000	1,000.00	1,003.14	---	---	---	---
10/12/2021	---	---	---	---	---	---	---	---	---	---	---	---	---	---	---	---	---	---	09/12/2022	-0.40	600,000	1,000.00	1,004.06	---	---	---	---

Bonds in Circulation	Currency / Min nominal traded Value	Coupons Payment Date	Current Coupon Value	Note	Coupon	Trading Unit	Issue Date	Duration (years)	Today's Interest	A.I.C in days	Bonds	Last price of previous days		Last Outcry in Cash (euro)			Trades in Pieces	Life min	Life Max
												Price	Buy / Sell	Price	Buy / Sell	Date			
<b>Corporate Bonds in Foreign Currency and Euro</b>																			
103,746	GBP / 10	01/12	0.25	---	63	1	01/12/1930	98	2.5	360	National Mortgage Bank	2.27	05/02/1996	2.27	S	05/02/1996	---	2.27	2.27
0	GBP / 10	01/12	0.25	---	65	1	01/12/1928	100	2.5	360	National Mortgage Bank	---	---	---	---	---	---	---	---

## Government Bonds Notes

A.I.C: Accrued Interest Calculation base.

FLR: Floating Interest Rate.

The minimum tradeable Nominal Value for all Demeterialised Government Titles is 100 Euros.

(μτφρ-0)

## Athex &amp; ATHEXClear Members List

Member Name	Stock Market			Derivatives Market		ATHEXClear Member				
	Address	Phone	Fax	Market Member	Remote Member	Market Maker	Proprietary	Market Maker	General Clearing	Direct Clearing
A. SARRIS SECURITIES S.A.				a						
6, ΔΡΑΓΑΤΣΑΝΙΟΥ 6 ΑΘΗΝΑ	2103367700									
ΑΕΟΝIC SECURITIES C.I.F. P.L.C.				a	a					
, ΛΑΪΟΥ 6, ΓΡ. 301B, ANNA COURT	35725337600									
ALPHA BANK S.A.									a	
, ΣΤΑΔΙΟΥ 40 ΑΘΗΝΑ	2103260000									
ALPHA FINANCE INVESTMENT SERVICES SINGLE MEMBER SA				a		a	a	a		a
5, ΜΕΡΛΙΝ 5 ΑΘΗΝΑ	2103677400									
ARGUS STOCKBROKERS LTD				a	a		a			
25, 25 ΛΕΩΦΟΡΟΣ ΔΗΜΟΣΘΕΝΗ ΣΕΒΕΡΗ	0035722717000									
ATLANTIC SECURITIES LTD				a	a					
37, ΠΡΟΔΡΟΜΟΥ 37	0035722445400									
AXON SECURITIES S.A.				a			a			
48, ΣΤΑΔΙΟΥ 48 ΑΘΗΝΑ	2103363800									
BETA SECURITIES S.A.				a		a	a			a
29, Α.ΑΛΕΞΑΝΔΡΑΣ 29 ΑΘΗΝΑ	2106478930								a	
BNP PARIBAS SECURITIES SERVICES									a	
2, ΛΑΜΨΑΚΟΥ 2 ΑΘΗΝΑ	2107468500									
BOFA SECURITIES EUROPE SA				a	a					
, 112 AVENUE KL'BER 75116	+33 153655555									
CAPITAL SECURITIES S.A.				a			a			
58, ΜΗΤΡΟΠΟΛΕΩΣ 58 ΑΘΗΝΑ	2103369700									
CFS SECURITIES INVESTMENT SERVICES S.A.				a						
3, ΠΑΠΑΡΡΗΓΟΠΟΥΛΟΥ 3 ΑΘΗΝΑ	2103360800									
CITIGROUP GLOBAL MARKETS EUROPE AG				a	a					
16, REUTERWEG 16 FRANKFURT	+49 691366-0									
CITIGROUP GLOBAL MARKETS LIMITED				a						
1, 33 CANADA SQUARE - CANARY WHARF	+44 02079864000									
CREDIT SUISSE BANK (EUROPE), S.A.				a	a					
, CALLE AYALA 42, 3A PLANTA-B MADRID	+34917916000									
CREDIT SUISSE SECURITIES (EUROPE) LIMITED				a						
1, ONE CABOT SQUARE LONDON	+44 2078888888									
CYCLOS SECURITIES S.A.				a			a			
39, ΠΑΝΕΠΙΣΤΗΜΙΟΥ 39 ΑΘΗΝΑ	2103364300									
DEUTSCHE BANK S.A.					a					
1, GREAT WINCHESTER STREET LONDON	+44 20 754 54209	00441133361437								
DYNAMIC SECURITIES S.A.				a			a			a
, ΤΡΑΛΛΕΩΝ 2 & Α.ΣΥΓΓΡΟΥ 223 ΝΕΑ ΣΜΥΡΝΙ	2103677700									
EUROBANK EQUITIES INVESTMENT FIRM S.A				a		a	a	a		a
, ΦΙΛΕΛΛΗΝΩΝ 10 & ΞΕΝΟΦΩΝΤΟΣ 13 ΑΘΗΝΑ	2103720425									
EUROBANK S.A.									a	
, ΟΘΩΝΟΣ 8 ΑΘΗΝΑ	2103337000									
EUROCORP INVESTMENT SERVICES S.A.				a			a			a
14, ΠΛ.ΦΙΛΙΚΗΣ ΕΤΑΙΡΕΙΑΣ 14 ΑΘΗΝΑ	2107263600									
EUROTRUST INVESTMENT FIRM SA				a						
113, ΣΕΒΑΣΤΟΥΠΟΛΕΩΣ 113 ΑΘΗΝΑ	2103363100									
EUROXX SECURITIES S.A.				a		a	a	a		a
7, ΠΑΛΑΙΟΛΟΓΟΥ ΧΑΛΑΝΔΡΙ	(210)-6879400	(210)-6879401								
7, ΠΑΛΕΟΛΟΓΟΥ ΧΑΛΑΝΔΡΙ	+30 2106879400	210-6879401								
G. A. PERVANAS SECURITIES- INVESTMENT SERVICES S.A.				a						
7-9, ΣΟΦΟΚΛΕΟΥΣ 7-9 ΑΘΗΝΑ	2103727200									
GLOBAL CAPITAL SECURITIES & FINANCIAL SERVICES LTD				a	a					
50, ΛΑΡΧΙΕΠΙΣΚΟΠΟΥ ΜΑΚΑΡΙΟΥ Γ50	0035722710710									
HELLENIC AMERICAN SECURITIES S.A.				a		a	a			a
27, ΑΝΔΡΕΑ ΠΑΠΑΝΔΡΕΟΥ 27 ΜΑΡΟΥΣΙ	2103311100									
HELLENIC BANK (INVESTMENTS) LTD					a					
, ΑΥΞ.ΚΥΡΙΑΚΟΥ ΜΑΤΣΙ 31 - PO BOX 24747 NICOSIA	+357 22500100	357 22500110								
HSBC CONTINENTAL EUROPE									a	
109-111, Α.ΜΕΣΟΓΕΙΩΝ 109-111	2106960000									
INDEX SECURITIES S.A.				a						
6, ΔΡΑΓΑΤΣΑΝΙΟΥ 6 ΑΘΗΝΑ	2103213920									
J. CHR. MAVRIKIS SECURITIES S.A.				a						
5, ΣΟΦΟΚΛΕΟΥΣ 5 ΑΘΗΝΑ	2103216730									



## Athex &amp; ATHEXClear Members List

Member Name				Stock Market			Derivatives Market		ATHEXClear Member	
	Address	Phone	Fax	Market Member	Remote Member	Market Maker	Proprietary	Market Maker	General Clearing	Direct Clearing
KAPPA SECURITIES S.A.				a			a			
15, ΒΑΛΛΑΡΙΤΟΥ 15 ΑΘΗΝΑ	2103678600									
KARAMANOF SECURITIES & INVESTMENT SERVICES S.A.				a						
2, ΠΛ.ΑΓ.ΘΕΟΔΩΡΩΝ 2 ΑΘΗΝΑ	2103212947									
LAIKI FINANCIAL SERVICES LTD					a					
26, AVE. VYRONOS NICOSIA	357 22367367	357 22718567								
LEON DEPOLAS SECURITIES S.A.				a		a	a			
1, ΧΡΗΣΤΟΥ ΛΑΔΑ 1 ΑΘΗΝΑ	2103213276 -28									
MEGA EQUITY SECURITIES & FINANCIAL SERVICES PUBLIC LTD				a	a		a			
42-44, ΛΕΩΦ.ΓΡΙΒΑ ΔΙΓΕΝΗ 42-44	0035722711711									
MERIT SECURITIES S.A				a		a	a			a
5, ΣΟΦΟΚΛΕΟΥΣ 5 ΑΘΗΝΑ	2103671880									
MERRILL LYNCH INTERNATIONAL				a						
2, 2 KING EDWARD STREET LONDON	+44 20276281000									
N. CHRYSOCHOIDIS SECURITIES S.A.				a			a			a
7-9, ΣΟΦΟΚΛΕΟΥΣ 7-9 ΑΘΗΝΑ	2103213913									
NATIONAL BANK OF GREECE S.A.				a			a		a	
86, ΑΙΟΛΟΥ STR. ΑΘΗΝΑ	(210)-3341000	(210)-3228187								
68, ΑΚΑΔΙΜΙΑΣ STR. ΑΘΗΝΑ	(210)-3328817	(210)-3328678								
NATIONAL SECURITIES SINGLE MEMBER SA				a		a	a	a		
66, ΛΕΩΦΟΡΟΣ ΑΘΗΝΩΝ 128-132 & ΙΦΙΓΕΝΙΑΣ ΑΘΗΝΑ	2103328784									
NUNTIUS BROKERAGE AND INVESTMENT SERVICES S.A				a						
6, ΔΡΑΓΑΤΣΑΝΙΟΥ 6 ΑΘΗΝΑ	2103350599									
ONE PLUS CAPITAL LIMITED				a	a					
, 75 PRODROMOU AVENUE NICOSIA 1307	35722873760									
OPTIMA BANK S.A.				a		a	a	a	a	
32, ΑΙΓΙΑΛΕΙΑΣ 32 & ΠΑΡΑΔΕΙΣΟΥ ΜΑΡΟΥΣΙ	2108173663									
PANTELAKIS SECURITIES S.A.				a		a	a	a		
57, ΕΘΝΙΚΗΣ ΑΝΤΙΣΤΑΣΕΩΣ 57, ΚΤΙΡΙΟ Β CHALANDRI	2106965000									
PEGASUS SECURITIES S.A				a			a			
17, ΒΑΛΛΑΡΙΤΟΥ 17 & ΑΜΕΡΙΚΗΣ ΑΘΗΝΑ	2103670700									
PIRAEUS BANK S.A.				a			a		a	
, ΑΜΕΡΙΚΗΣ 4 ΑΘΗΝΑ	2103335000									
PIRAEUS SECURITIES S. A.				a		a	a	a		a
10, ΣΤΑΔΙΟΥ 10 ΑΘΗΝΑ	2103354100									
PROCHOICE SECURITIES LTD				a	a					
57, ΛΕΩΦ.ΣΠΥΡΟΥ ΚΥΠΡΙΑΝΟΥ 57, ΑΚΙΝΗΤΑ Φ	035724661192									
SHARELINK SECURITIES & FINANCIAL SERVICES LTD				a			a			
6, HOUSE-ΘΕΟΤΟΚΗ 6 ΜΕΓΑΡΟ ΕΛΜΗΝΑ	+357 22554200									
SOCIETE GENERALE S.A.				a	a		a			
, 17 COURS VALMY, CEDEX	+157290504									
SOLIDUS SECURITIES S.A				a			a			a
64, ΛΟΥΙΖΗΣ ΠΙΑΝΚΟΥΡ 64 ΑΘΗΝΑ	2106900600									
ST. EM. LAVRENTAKIS SECURITIES S.A.				a			a			
7-9, ΣΟΦΟΚΛΕΟΥΣ 7-9 ΑΘΗΝΑ	2103213336									
THE CYPRUS INVESTMENT & SECURITIES CORPORATION LTD				a	a					
154, ΛΕΩΦ. ΚΥΡΗΝΕΙΑΣ	0035722121700									
UBS EUROPE SE				a	a					
, OPERNTURM, BOCKENHEIMER LANDSTRASSE 2-4	496921790									
UBS LIMITED					a					
1, FINSBURY AVENUE LONDON	+44 2075687135									

List of Stocks under Market Making operations

Securities	Market Maker	Start Market Making	Stock Category	Suspension Status
<b>MLS MULTIMEDIA SA (CR)</b>				
	PIRAEUS SECURITIES S. A.	01/08/2019		
<b>ALPHA ETF FTSE Athex Large Cap</b>			Exchange Traded Funds (ETFs)	
	ALPHA FINANCE INVESTMENT SERVICES SINGLE MEMBER SA	02/01/1900		
	NATIONAL SECURITIES SINGLE MEMBER SA	02/01/1900		
<b>ADMIE (IPTO) HOLDING S.A. (CR)</b>			Main Market	
	EUROBANK EQUITIES INVESTMENT FIRM S.A	24/05/2021		
	HELLENIC AMERICAN SECURITIES S.A.	09/03/2020		
	PIRAEUS SECURITIES S. A.	29/06/2017		
<b>AEGEAN AIRLINES (CR)</b>			Main Market	
	EUROBANK EQUITIES INVESTMENT FIRM S.A	22/09/2020		
<b>ALPHA SERVICES HOLD (CR)</b>			Main Market	
	ALPHA FINANCE INVESTMENT SERVICES SINGLE MEMBER SA	29/02/2016		
	EUROBANK EQUITIES INVESTMENT FIRM S.A	22/10/2006		
	HELLENIC AMERICAN SECURITIES S.A.	25/07/2014		
	LEON DEPOLAS SECURITIES S.A.	04/01/2016		
	MERIT SECURITIES S.A	03/09/2012		
	NATIONAL SECURITIES SINGLE MEMBER SA	02/01/1900		
	PIRAEUS SECURITIES S. A.	28/05/2009		
<b>ANDROMEDA SA (CR)</b>			Main Market	
	BETA SECURITIES S.A.	15/02/2021		
<b>AS COMPANY SA (CR)</b>			Main Market	
	EUROBANK EQUITIES INVESTMENT FIRM S.A	01/04/2019		
<b>ATTICA BANK S.A. (CR)</b>			Main Market	
	EUROXX SECURITIES S.A.	22/01/2016		
<b>AUTOHELLAS SA (CR)</b>			Main Market	
	ALPHA FINANCE INVESTMENT SERVICES SINGLE MEMBER SA	01/07/2019		
	EUROXX SECURITIES S.A.	02/07/2018		
<b>AVAX S.A. (CR)</b>			Main Market	
	EUROBANK EQUITIES INVESTMENT FIRM S.A	14/12/2015		
	PIRAEUS SECURITIES S. A.	01/02/2021		
<b>AVE (CR)</b>			Main Market	
	EUROXX SECURITIES S.A.	05/06/2020		
<b>BRIQ PROPERTIES (CR)</b>			Main Market	
	EUROBANK EQUITIES INVESTMENT FIRM S.A	09/09/2019		
	LEON DEPOLAS SECURITIES S.A.	22/02/2021		
<b>BYTE COMPUTER SA (CR)</b>			Main Market	
	MERIT SECURITIES S.A	04/08/2008		
<b>CC HBC AG (CR)</b>			Main Market	
	BETA SECURITIES S.A.	08/03/2021		
	NATIONAL SECURITIES SINGLE MEMBER SA	02/01/1900		
	PIRAEUS SECURITIES S. A.	04/05/2015		
<b>CENERGY HOLDINGS (CB)</b>			Main Market	
	ALPHA FINANCE INVESTMENT SERVICES SINGLE MEMBER SA	02/01/2016		
	EUROBANK EQUITIES INVESTMENT FIRM S.A	02/01/2016		
<b>CNL CAPITAL (CR)</b>			Main Market	
	MERIT SECURITIES S.A	01/10/2018		
<b>EKTER SA (CR)</b>			Main Market	
	EUROBANK EQUITIES INVESTMENT FIRM S.A	16/10/2017		
	LEON DEPOLAS SECURITIES S.A.	21/05/2018		
<b>ELASTRON (CR)</b>			Main Market	
	LEON DEPOLAS SECURITIES S.A.	20/02/2017		
<b>ELLAKTOR (CR)</b>			Main Market	
	ALPHA FINANCE INVESTMENT SERVICES SINGLE MEMBER SA	18/03/2019		
	EUROBANK EQUITIES INVESTMENT FIRM S.A	01/06/2012		
	EUROXX SECURITIES S.A.	24/09/2018		
	NATIONAL SECURITIES SINGLE MEMBER SA	02/01/1900		
	PIRAEUS SECURITIES S. A.	22/10/2018		
<b>ELTON SA (CR)</b>			Main Market	
	BETA SECURITIES S.A.	03/09/2012		
	LEON DEPOLAS SECURITIES S.A.	01/04/2019		
<b>ELVALHALCOR (CR)</b>			Main Market	
	ALPHA FINANCE INVESTMENT SERVICES SINGLE MEMBER SA	07/05/2018		
	EUROBANK EQUITIES INVESTMENT FIRM S.A	07/05/2018		
<b>ELVE SA (CR)</b>			Main Market	
	LEON DEPOLAS SECURITIES S.A.	02/11/2020		
<b>ENTERSOFT (CR)</b>			Main Market	
	EUROBANK EQUITIES INVESTMENT FIRM S.A	22/06/2020		

## List of Stocks under Market Making operations

Securities	Stock Category
Market Maker	Start Market Making
<b>EUROBANK HOLDINGS (CR)</b>	Main Market
ALPHA FINANCE INVESTMENT SERVICES SINGLE MEMBER SA	09/01/2006
EUROBANK EQUITIES INVESTMENT FIRM S.A	01/06/2012
HELLENIC AMERICAN SECURITIES S.A.	25/07/2014
LEON DEPOLAS SECURITIES S.A.	30/11/2018
MERIT SECURITIES S.A	06/11/2017
NATIONAL SECURITIES SINGLE MEMBER SA	02/01/1900
PIRAEUS SECURITIES S. A.	28/09/2009
<b>EYDAP S.A. (CR)</b>	Main Market
ALPHA FINANCE INVESTMENT SERVICES SINGLE MEMBER SA	27/01/2020
EUROBANK EQUITIES INVESTMENT FIRM S.A	10/06/2019
<b>FOURLIS (CR)</b>	Main Market
EUROBANK EQUITIES INVESTMENT FIRM S.A	01/12/2016
PIRAEUS SECURITIES S. A.	06/03/2017
<b>GEK TERNA (CR)</b>	Main Market
BETA SECURITIES S.A.	08/03/2021
EUROBANK EQUITIES INVESTMENT FIRM S.A	24/05/2021
PIRAEUS SECURITIES S. A.	29/08/2019
<b>GR. SARANTIS S.A. (CR)</b>	Main Market
BETA SECURITIES S.A.	14/05/2012
EUROBANK EQUITIES INVESTMENT FIRM S.A	24/10/2016
<b>HELLENIC EXCHANGES-A.S.E. (CR)</b>	Main Market
HELLENIC AMERICAN SECURITIES S.A.	01/09/2014
NATIONAL SECURITIES SINGLE MEMBER SA	02/01/1900
PIRAEUS SECURITIES S. A.	04/05/2015
<b>HELLENIC PETROLEUM (CR)</b>	Main Market
HELLENIC AMERICAN SECURITIES S.A.	14/09/2015
PIRAEUS SECURITIES S. A.	20/03/2017
<b>IDEAL HOLDINGS (CR)</b>	Main Market
EUROBANK EQUITIES INVESTMENT FIRM S.A	07/06/2021
PIRAEUS SECURITIES S. A.	07/06/2021
<b>IKTINOS HELLAS SA (CR)</b>	Main Market
ALPHA FINANCE INVESTMENT SERVICES SINGLE MEMBER SA	01/04/2019
EUROBANK EQUITIES INVESTMENT FIRM S.A	25/02/2019
NATIONAL SECURITIES SINGLE MEMBER SA	02/01/1900
<b>INFORM P. LYKOS (CR)</b>	Main Market
BETA SECURITIES S.A.	31/01/2022
<b>INTERCONTINENTAL (CR)</b>	Main Market
LEON DEPOLAS SECURITIES S.A.	03/06/2019
<b>INTERWOOD-XYLEMPORIA (CR)</b>	Main Market
EUROBANK EQUITIES INVESTMENT FIRM S.A	05/07/2021
PANTELAKIS SECURITIES S.A.	01/07/2021
<b>INTRAKAT (CR)</b>	Main Market
BETA SECURITIES S.A.	04/10/2021
<b>JUMBO SA (CR)</b>	Main Market
BETA SECURITIES S.A.	01/02/2021
EUROBANK EQUITIES INVESTMENT FIRM S.A	25/05/2020
MERIT SECURITIES S.A	06/11/2017
PIRAEUS SECURITIES S. A.	06/03/2017
<b>KARAMOLEGOS SA (CR)</b>	Main Market
EUROXX SECURITIES S.A.	04/10/2019
<b>KLOUKINAS - LAPPAS SA (CR)</b>	Main Market
BETA SECURITIES S.A.	22/09/2014
<b>KRI-KRI S.A. (CR)</b>	Main Market
EUROBANK EQUITIES INVESTMENT FIRM S.A	07/05/2018
LEON DEPOLAS SECURITIES S.A.	16/01/2017
<b>LAMDA DEVELOPMENT SA (CR)</b>	Main Market
EUROBANK EQUITIES INVESTMENT FIRM S.A	08/12/2014
PANTELAKIS SECURITIES S.A.	06/11/2017
PIRAEUS SECURITIES S. A.	29/06/2017
<b>LAMPSA HOTEL SA (CR)</b>	Main Market
LEON DEPOLAS SECURITIES S.A.	16/01/2017
<b>MARFIN INVESTMENT GROUP (CR)</b>	Main Market
EUROBANK EQUITIES INVESTMENT FIRM S.A	23/03/2015
PIRAEUS SECURITIES S. A.	02/02/2009

## List of Stocks under Market Making operations

Securities	Market Maker	Start Market Making	Stock Category
<b>MOTOR OIL (CR)</b>			<b>Main Market</b>
BETA SECURITIES S.A.		08/03/2021	
EUROBANK EQUITIES INVESTMENT FIRM S.A		22/10/2006	
LEON DEPOLAS SECURITIES S.A.		01/04/2019	
MERIT SECURITIES S.A		25/02/2019	
NATIONAL SECURITIES SINGLE MEMBER SA		02/01/1900	
PIRAEUS SECURITIES S. A.		04/05/2015	
<b>MYTILINEOS (CR)</b>			<b>Main Market</b>
ALPHA FINANCE INVESTMENT SERVICES SINGLE MEMBER SA		15/04/2019	
EUROBANK EQUITIES INVESTMENT FIRM S.A		20/09/2017	
MERIT SECURITIES S.A		25/02/2019	
NATIONAL SECURITIES SINGLE MEMBER SA		02/01/1900	
PIRAEUS SECURITIES S. A.		04/05/2015	
<b>NATIONAL BANK (CR)</b>			<b>Main Market</b>
ALPHA FINANCE INVESTMENT SERVICES SINGLE MEMBER SA		09/01/2006	
EUROBANK EQUITIES INVESTMENT FIRM S.A		22/10/2006	
HELLENIC AMERICAN SECURITIES S.A.		25/07/2014	
LEON DEPOLAS SECURITIES S.A.		20/05/2015	
MERIT SECURITIES S.A		03/09/2012	
NATIONAL SECURITIES SINGLE MEMBER SA		02/01/1900	
PIRAEUS SECURITIES S. A.		08/09/2008	
<b>OPAP (CR)</b>			<b>Main Market</b>
ALPHA FINANCE INVESTMENT SERVICES SINGLE MEMBER SA		09/01/2006	
EUROBANK EQUITIES INVESTMENT FIRM S.A		22/10/2006	
HELLENIC AMERICAN SECURITIES S.A.		25/07/2014	
MERIT SECURITIES S.A		20/03/2017	
NATIONAL SECURITIES SINGLE MEMBER SA		02/01/1900	
PIRAEUS SECURITIES S. A.		04/05/2015	
<b>OTE (CR)</b>			<b>Main Market</b>
ALPHA FINANCE INVESTMENT SERVICES SINGLE MEMBER SA		09/01/2006	
EUROBANK EQUITIES INVESTMENT FIRM S.A		22/10/2006	
HELLENIC AMERICAN SECURITIES S.A.		25/07/2014	
LEON DEPOLAS SECURITIES S.A.		20/04/2015	
MERIT SECURITIES S.A		20/03/2017	
NATIONAL SECURITIES SINGLE MEMBER SA		02/01/1900	
PIRAEUS SECURITIES S. A.		08/09/2008	
<b>P.P.A. S.A. (CR)</b>			<b>Main Market</b>
EUROBANK EQUITIES INVESTMENT FIRM S.A		06/02/2019	
<b>PAPOUTSANIS (CR)</b>			<b>Main Market</b>
BETA SECURITIES S.A.		25/11/2013	
EUROBANK EQUITIES INVESTMENT FIRM S.A		06/12/2021	
<b>PETROPOULOS PETROS (CR)</b>			<b>Main Market</b>
EUROBANK EQUITIES INVESTMENT FIRM S.A		01/04/2019	
PANTELAKIS SECURITIES S.A.		16/03/2020	
<b>PIRAEUS FINANCIAL HOLD (CR)</b>			<b>Main Market</b>
ALPHA FINANCE INVESTMENT SERVICES SINGLE MEMBER SA		15/04/2019	
EUROBANK EQUITIES INVESTMENT FIRM S.A		22/10/2006	
EUROXX SECURITIES S.A.		15/02/2016	
HELLENIC AMERICAN SECURITIES S.A.		25/07/2014	
LEON DEPOLAS SECURITIES S.A.		30/11/2018	
MERIT SECURITIES S.A		16/09/2013	
NATIONAL SECURITIES SINGLE MEMBER SA		02/01/1900	
PIRAEUS SECURITIES S. A.		16/02/2009	
<b>PLAISIO COMPUTERS SA (CR)</b>			<b>Main Market</b>
EUROBANK EQUITIES INVESTMENT FIRM S.A		02/03/2015	
<b>PPC (CR)</b>			<b>Main Market</b>
ALPHA FINANCE INVESTMENT SERVICES SINGLE MEMBER SA		09/01/2006	
BETA SECURITIES S.A.		01/02/2021	
EUROBANK EQUITIES INVESTMENT FIRM S.A		22/10/2006	
HELLENIC AMERICAN SECURITIES S.A.		01/09/2014	
MERIT SECURITIES S.A		06/11/2017	
NATIONAL SECURITIES SINGLE MEMBER SA		02/01/1900	
PIRAEUS SECURITIES S. A.		28/09/2009	
<b>PREMIA (CR)</b>			<b>Main Market</b>
BETA SECURITIES S.A.		01/06/2021	
PANTELAKIS SECURITIES S.A.		23/12/2021	
<b>PROFILE SA (CR)</b>			<b>Main Market</b>
PANTELAKIS SECURITIES S.A.		01/07/2019	

List of Stocks under Market Making operations

Securities	Market Maker	Start Market Making	Stock Category
<b>QUEST HOLDINGS (CR)</b>			
	BETA SECURITIES S.A.	26/03/2018	Main Market
	EUROBANK EQUITIES INVESTMENT FIRM S.A	28/01/2019	
<b>TERNA ENERGY (CR)</b>			
	BETA SECURITIES S.A.	08/03/2021	Main Market
	EUROBANK EQUITIES INVESTMENT FIRM S.A	24/05/2021	
	PIRAEUS SECURITIES S. A.	09/12/2019	
<b>THRACE PLASTICS SA (CR)</b>			
	ALPHA FINANCE INVESTMENT SERVICES SINGLE MEMBER SA	26/03/2018	Main Market
	EUROBANK EQUITIES INVESTMENT FIRM S.A	26/03/2018	
<b>TITAN CEMENT (CB)</b>			
	BETA SECURITIES S.A.	01/02/2021	Main Market
	EUROBANK EQUITIES INVESTMENT FIRM S.A	06/11/2019	
	PIRAEUS SECURITIES S. A.	18/01/2021	
<b>TZIRAKIAN PROFIL (CR)</b>			
	LEON DEPOLAS SECURITIES S.A.	19/07/2021	Main Market
<b>UNIBIOS (CR)</b>			
	LEON DEPOLAS SECURITIES S.A.	01/02/2021	Main Market
<b>VIOHALCO SA/NV (CB)</b>			
	ALPHA FINANCE INVESTMENT SERVICES SINGLE MEMBER SA	11/03/2008	Main Market
	EUROBANK EQUITIES INVESTMENT FIRM S.A	04/03/2014	
	MERIT SECURITIES S.A	17/03/2014	

Underlying Asset				Derivatives Market													
Price max	Price min	Closing price	change	Delivery Month	Open price	Price max	Price min	Last price	Closing price	Last Bid	Last Ask	Fixing price*	Life high	Life low	Trades	Volume	Open Interest
<b>FTSE/Athex Large Cap</b>				(Trade Unit: 1 Index Point x 2€, Cash Settlement)													
1,988.38	1,919.14	1,923.46	-2.58%	March 2022	1,984.50	1,987.00	1,916.50	1,924.00	1,924.00	---	---	---	2,382.00	---	312	1,060	2,324
				April 2022	1,982.00	1,987.00	1,915.50	1,926.00	1,926.00	---	---	---	2,350.00	---	39	135	342
				May 2022	---	---	---	---	1,982.25	---	---	---	---	---	---	---	---
				June 2022	---	---	---	---	1,985.25	---	---	---	---	---	---	---	---
				September 2022	---	---	---	---	1,995.25	---	---	---	---	---	---	---	---
				December 2022	---	---	---	---	2,005.25	---	---	---	---	---	---	---	---
<b>FTSE/Athex Banks</b>				(Trade Unit: 1 Index Point x 15€, Cash Settlement)													
562.48	526.78	534.28	-4.38%	March 2022	---	---	---	---	562.25	---	---	---	694.50	---	---	---	2
				June 2022	---	---	---	---	561.75	---	---	---	---	---	---	---	---
				September 2022	---	---	---	---	564.75	---	---	---	---	---	---	---	---
				December 2022	---	---	---	---	567.50	---	---	---	---	---	---	---	---

Derivatives notes

Fixing prices and final open positions can be retrieved from the following path <http://www.helex.gr/el/web/guest/statistics-end-of-day-derivatives>

Underlying Asset				Derivatives Market													
Price max	Price min	Closing price	change	Delivery Month	Open price	Price max	Price min	Last price	Closing price	Last Bid	Last Ask	Fixing price*	Life high	Life low	Trades	Volume	Open Interest
2.31	2.215	2.25	-1.75%	(Contract Size: 100 Securities, Physical Delivery)													
				March 2022	2.29	2.30	2.23	2.23	2.23	---	---	---	2.62	---	16	81	4,669
				June 2022	2.31	2.32	2.25	2.25	2.25	---	---	---	2.32	---	26	226	17
				September 2022	---	---	---	---	2.31	---	---	---	---	---	---	---	---
				December 2022	---	---	---	---	2.33	---	---	---	---	---	---	---	---
1.066	0.9954	1.001	-5.21%	(Contract Size: 100 Securities, Physical Delivery)													
				March 2022	1.07	1.07	0.995	1.00	1.00	---	---	---	1.45	---	495	19,818	67,572
				June 2022	1.05	1.07	0.999	1.00	1.00	---	---	---	1.45	---	149	5,276	12,961
				September 2022	---	---	---	---	1.13	---	---	---	1.27	---	---	---	---
				December 2022	---	---	---	---	1.07	---	---	---	---	---	---	---	---
19.255	18.4	18.5	-2.53%	(Contract Size: 100 Securities, Physical Delivery)													
				March 2022	19.00	19.14	18.31	18.40	18.40	---	---	---	31.99	---	21	40	1,283
				June 2022	18.94	18.99	18.45	18.75	18.75	---	---	---	27.57	---	21	50	111
				September 2022	---	---	---	---	19.18	---	---	---	---	---	---	---	---
				December 2022	---	---	---	---	19.28	---	---	---	---	---	---	---	---
3.53	3.28	3.33	-3.06%	(Contract Size: 100 Securities, Physical Delivery)													
				March 2022	3.45	3.50	3.31	3.34	3.34	---	---	---	4.09	---	62	272	9,877
				June 2022	3.49	3.49	3.32	3.32	3.32	---	---	---	3.90	---	14	60	300
				September 2022	---	---	---	---	3.47	---	---	---	---	---	---	---	---
				December 2022	---	---	---	---	3.49	---	---	---	---	---	---	---	---
1.26	1.19	1.202	-3.14%	(Contract Size: 100 Securities, Physical Delivery)													
				March 2022	1.25	1.25	1.19	1.20	1.20	---	---	---	1.54	---	21	204	11,147
				June 2022	1.21	1.21	1.21	1.21	1.21	---	---	---	1.36	---	1	5	1,487
				September 2022	---	---	---	---	1.25	---	---	---	---	---	---	---	---
				December 2022	---	---	---	---	1.26	---	---	---	---	---	---	---	---
0.8586	0.8024	0.832	-1.54%	(Contract Size: 100 Securities, Physical Delivery)													
				March 2022	0.845	0.859	0.804	0.832	0.832	---	---	---	1.17	---	283	13,087	45,176
				June 2022	0.821	0.859	0.808	0.835	0.835	---	---	---	1.15	---	78	1,260	2,759
				September 2022	---	---	---	---	0.854	---	---	---	---	---	---	---	---
				December 2022	---	---	---	---	0.858	---	---	---	---	---	---	---	---
6.99	6.61	6.71	-2.61%	(Contract Size: 100 Securities, Physical Delivery)													
				March 2022	6.72	6.72	6.68	6.70	6.70	---	---	---	8.10	---	21	33	466
				June 2022	---	---	---	---	6.93	---	---	---	---	---	---	---	---
				September 2022	---	---	---	---	6.96	---	---	---	---	---	---	---	---
				December 2022	---	---	---	---	7.00	---	---	---	---	---	---	---	---

Derivatives notes

Fixing prices and final open positions can be retrieved from the following path <http://www.helex.gr/el/web/guest/statistics-end-of-day-derivatives>

Underlying Asset				Derivatives Market													
Price max	Price min	Closing price	change	Delivery Month	Open price	Price max	Price min	Last price	Closing price	Last Bid	Last Ask	Fixing price*	Life high	Life low	Trades	Volume	Open Interest
<b>FOURLIS (CR)</b>																	
(Contract Size: 100 Securities, Physical Delivery)																	
3.85	3.61	3.67	-2.26%	March 2022	3.68	3.82	3.65	3.65	3.65	---	---	---	4.53	---	42	218	2,228
				June 2022	3.85	3.85	3.65	3.65	3.65	---	---	---	4.14	---	22	93	114
				September 2022	---	---	---	---	3.79	---	---	---	---	---	---	---	---
				December 2022	---	---	---	---	3.81	---	---	---	---	---	---	---	---
<b>GEK TERNA (CR)</b>																	
(Contract Size: 100 Securities, Physical Delivery)																	
8.33	8.05	8.22	-0.84%	March 2022	8.38	8.38	8.07	8.20	8.20	---	---	---	10.10	---	32	1,379	5,910
				June 2022	8.46	8.46	8.10	8.11	8.11	---	---	---	9.56	---	16	2,186	230
				September 2022	---	---	---	---	8.38	---	---	---	---	---	---	---	---
				December 2022	---	---	---	---	8.42	---	---	---	---	---	---	---	---
<b>HELLENIC EXCHANGES-A.S.E. (CR)</b>																	
(Contract Size: 100 Securities, Physical Delivery)																	
3.59	3.47	3.475	-2.11%	March 2022	3.55	3.55	3.48	3.50	3.50	---	---	---	4.10	---	9	22	1,419
				June 2022	3.52	3.57	3.44	3.48	3.48	---	---	---	4.08	---	13	40	315
				September 2022	---	---	---	---	3.59	---	---	---	---	---	---	---	---
				December 2022	---	---	---	---	3.61	---	---	---	---	---	---	---	---
<b>HELLENIC PETROLEUM (CR)</b>																	
(Contract Size: 100 Securities, Physical Delivery)																	
6.89	6.5	6.5	-4.41%	March 2022	6.81	6.81	6.57	6.57	6.57	---	---	---	7.22	---	23	38	1,479
				June 2022	6.55	6.55	6.33	6.33	6.33	---	---	---	7.08	---	32	50	74
				September 2022	---	---	---	---	6.87	---	---	---	---	---	---	---	---
				December 2022	---	---	---	---	6.91	---	---	---	---	---	---	---	---
<b>INTRACOM HOLDINGS (CR)</b>																	
(Contract Size: 100 Securities, Physical Delivery)																	
1.772	1.69	1.69	-0.94%	March 2022	1.71	1.77	1.69	1.69	1.69	---	---	---	2.14	---	93	689	5,578
				June 2022	1.67	1.78	1.67	1.72	1.72	---	---	---	1.92	---	25	451	690
				September 2022	---	---	---	---	1.72	---	---	---	---	---	---	---	---
				December 2022	---	---	---	---	1.73	---	---	---	---	---	---	---	---
<b>JUMBO SA (CR)</b>																	
(Contract Size: 100 Securities, Physical Delivery)																	
13.82	13.5	13.6	-0.37%	March 2022	13.75	13.77	13.51	13.57	13.57	---	---	---	14.38	---	38	78	1,245
				June 2022	13.73	13.77	13.73	13.77	13.77	---	---	---	13.94	---	3	3	8
				September 2022	---	---	---	---	13.79	---	---	---	---	---	---	---	---
				December 2022	---	---	---	---	13.86	---	---	---	---	---	---	---	---
<b>LAMDA DEVELOPMENT SA (CR)</b>																	
(Contract Size: 100 Securities, Physical Delivery)																	
6.06	5.78	5.84	-2.75%	March 2022	5.99	6.05	5.83	5.85	5.85	---	---	---	7.58	---	27	59	4,665
				June 2022	6.09	6.09	5.81	5.90	5.90	---	---	---	7.07	---	35	88	750
				September 2022	---	---	---	---	6.07	---	---	---	---	---	---	---	---
				December 2022	---	---	---	---	6.10	---	---	---	---	---	---	---	---

Derivatives notes

Fixing prices and final open positions can be retrieved from the following path <http://www.helex.gr/el/web/guest/statistics-end-of-day-derivatives>



Underlying Asset				Derivatives Market													
Price max	Price min	Closing price	change	Delivery Month	Open price	Price max	Price min	Last price	Closing price	Last Bid	Last Ask	Fixing price*	Life high	Life low	Trades	Volume	Open Interest
<b>MARFIN INVESTMENT GROUP (CR)</b>				(Contract Size: 100 Securities, Physical Delivery)													
0.0284	0.026	0.0263	-7.39%	March 2022	0.027	0.028	0.027	0.027	0.027	---	---	---	0.038	---	7	1,011	33,470
				June 2022	0.026	0.026	0.026	0.026	0.026	---	---	---	0.028	---	1	1	110
				September 2022	---	---	---	---	0.029	---	---	---	---	---	---	---	---
				December 2022	---	---	---	---	0.029	---	---	---	---	---	---	---	---
<b>MOTOR OIL (CR)</b>				(Contract Size: 100 Securities, Physical Delivery)													
13.57	12.81	12.91	-3.51%	March 2022	13.55	13.55	12.89	12.90	12.90	---	---	---	15.55	---	43	106	2,172
				June 2022	13.64	13.66	12.95	13.02	13.02	---	---	---	14.02	---	15	69	10
				September 2022	---	---	---	---	13.52	---	---	---	---	---	---	---	---
				December 2022	---	---	---	---	13.59	---	---	---	---	---	---	---	---
<b>MYTILINEOS (CR)</b>				(Contract Size: 100 Securities, Physical Delivery)													
14.19	13.7	13.75	-2.27%	March 2022	14.11	14.15	13.76	13.81	13.81	---	---	---	16.25	---	128	443	6,152
				June 2022	14.24	14.29	13.82	13.97	13.97	---	---	---	15.69	---	30	81	446
				September 2022	---	---	---	---	14.22	---	---	---	---	---	---	---	---
				December 2022	---	---	---	---	14.29	---	---	---	---	---	---	---	---
<b>NATIONAL BANK (CR)</b>				(Contract Size: 100 Securities, Physical Delivery)													
2.882	2.651	2.68	-6.46%	March 2022	2.85	2.89	2.64	2.67	2.67	---	---	---	3.83	---	685	15,820	25,719
				June 2022	2.85	2.88	2.66	2.69	2.69	---	---	---	3.79	---	180	2,420	1,692
				September 2022	---	---	---	---	2.90	---	---	---	---	---	---	---	---
				December 2022	---	---	---	---	2.91	---	---	---	---	---	---	---	---
<b>OPAP (CR)</b>				(Contract Size: 100 Securities, Physical Delivery)													
12.19	11.72	11.81	-2.40%	March 2022	12.03	12.17	11.76	11.81	11.81	---	---	---	13.80	---	39	145	1,250
				June 2022	12.21	12.23	11.80	11.80	11.80	---	---	---	13.56	---	17	75	66
				September 2022	---	---	---	---	12.23	---	---	---	---	---	---	---	---
				December 2022	---	---	---	---	12.29	---	---	---	---	---	---	---	---
<b>OTE (CR)</b>				(Contract Size: 100 Securities, Physical Delivery)													
16.45	16.02	16.2	0.19%	March 2022	16.41	16.43	16.06	16.17	16.17	---	---	---	18.42	---	37	151	946
				June 2022	16.39	16.39	16.00	16.28	16.28	---	---	---	18.10	---	9	25	85
				September 2022	---	---	---	---	16.34	---	---	---	---	---	---	---	---
				December 2022	---	---	---	---	16.42	---	---	---	---	---	---	---	---
<b>P.P.A. S.A. (CR)</b>				(Contract Size: 100 Securities, Physical Delivery)													
15.48	15.04	15.06	-1.57%	March 2022	15.31	15.40	15.24	15.30	15.30	---	---	---	18.16	---	5	6	703
				June 2022	---	---	---	---	15.51	---	---	---	16.75	---	---	---	12
				September 2022	---	---	---	---	15.46	---	---	---	---	---	---	---	---
				December 2022	---	---	---	---	15.54	---	---	---	---	---	---	---	---

Derivatives notes

Fixing prices and final open positions can be retrieved from the following path <http://www.helex.gr/el/web/guest/statistics-end-of-day-derivatives>

Underlying Asset				Derivatives Market													
Price max	Price min	Closing price	change	Delivery Month	Open price	Price max	Price min	Last price	Closing price	Last Bid	Last Ask	Fixing price*	Life high	Life low	Trades	Volume	Open Interest
<b>PIRAEUS FINANCIAL HOLD (CR)</b>																	
(Contract Size: 100 Securities, Physical Delivery)																	
1.298	1.202	1.221	-5.35%	March 2022	1.26	1.29	1.20	1.22	1.22	---	---	---	1.72	---	404	6,865	28,752
				June 2022	1.29	1.29	1.20	1.20	1.20	---	---	---	1.68	---	88	735	4,825
				September 2022	---	---	---	---	1.30	---	---	---	---	---	---	---	---
				December 2022	---	---	---	---	1.31	---	---	---	---	---	---	---	---
<b>PPC (CR)</b>																	
(Contract Size: 100 Securities, Physical Delivery)																	
7.75	7.34	7.34	-3.93%	March 2022	7.64	7.75	7.27	7.27	7.27	---	---	---	10.69	---	106	448	14,596
				June 2022	7.63	7.76	7.26	7.26	7.26	---	---	---	9.47	---	53	238	686
				September 2022	---	---	---	---	7.72	---	---	---	---	---	---	---	---
				December 2022	---	---	---	---	7.76	---	---	---	---	---	---	---	---
<b>TERNA ENERGY (CR)</b>																	
(Contract Size: 100 Securities, Physical Delivery)																	
13.56	13.28	13.44	0.15%	March 2022	13.46	13.51	13.38	13.38	13.38	---	---	---	13.89	---	10	34	1,406
				June 2022	13.52	13.52	13.37	13.37	13.37	---	---	---	13.61	---	3	21	368
				September 2022	---	---	---	---	13.56	---	---	---	---	---	---	---	---
				December 2022	---	---	---	---	13.63	---	---	---	---	---	---	---	---
<b>TITAN CEMENT (CB)</b>																	
(Contract Size: 100 Securities, Physical Delivery)																	
12	11.6	11.76	-0.17%	March 2022	11.86	11.95	11.62	11.72	11.72	---	---	---	15.10	---	21	36	1,095
				June 2022	11.90	11.90	11.80	11.87	11.87	---	---	---	14.58	---	4	20	43
				September 2022	---	---	---	---	11.90	---	---	---	---	---	---	---	---
				December 2022	---	---	---	---	11.96	---	---	---	---	---	---	---	---
<b>VIOHALCO SA/NV (CB)</b>																	
(Contract Size: 100 Securities, Physical Delivery)																	
4	3.79	3.8	-3.06%	March 2022	3.88	3.99	3.75	3.75	3.75	---	---	---	5.15	---	89	253	7,790
				June 2022	3.98	3.99	3.83	3.85	3.85	---	---	---	5.31	---	20	86	63
				September 2022	---	---	---	---	3.96	---	---	---	---	---	---	---	---
				December 2022	---	---	---	---	3.98	---	---	---	---	---	---	---	---

Derivatives notes

Fixing prices and final open positions can be retrieved from the following path <http://www.helex.gr/el/web/guest/statistics-end-of-day-derivatives>

FTSE/Athex Large Cap

(Trade Unit: 1 Index Point x 2€ - Exercise Style: European, Cash Settlement)

Call Options														Put Options																					
March 2022							April 2022							Other Months		March 2022							April 2022							Other Months		Exercise Price			
Open price	Price max	Price min	Last price	Closing price	Volume	Open Interest	Open price	Price max	Price min	Last price	Closing price	Volume	Open Interest	Volume	Open Interest	Open price	Price max	Price min	Last price	Closing price	Volume	Open Interest	Open price	Price max	Price min	Last price	Closing price	Volume	Open Interest	Volume	Open Interest				
1,775	0.00	0.00	0.00	-	212.00	-	-	0.00	0.00	0.00	-	215.00	-	-		0.00	0.00	0.00	-	0.04	-	-	0.00	0.00	0.00	-	4.40	-	-		1,775				
1,800	0.00	0.00	0.00	-	187.00	-	-	0.00	0.00	0.00	-	192.00	-	-		0.00	0.00	0.00	-	0.12	-	-	0.00	0.00	0.00	-	6.60	-	-		1,800				
1,825	0.00	0.00	0.00	-	163.00	-	-	0.00	0.00	0.00	-	170.00	-	-		0.00	0.00	0.00	-	0.36	-	-	0.00	0.00	0.00	-	9.70	-	-		1,825				
1,850	0.00	0.00	0.00	-	138.00	-	-	0.00	0.00	0.00	-	149.00	-	-		0.00	0.00	0.00	-	0.93	-	-	0.00	0.00	0.00	-	13.75	-	-		1,850				
1,875	0.00	0.00	0.00	-	114.00	-	-	0.00	0.00	0.00	-	130.00	-	-		0.00	0.00	0.00	-	2.20	-	-	0.00	0.00	0.00	-	19.00	-	-		1,875				
1,900	52.50	52.50	52.50	52.50	52.50	1	2	0.00	0.00	0.00	-	111.00	-	-		31.00	52.50	31.00	31.00	31.00	2	1	0.00	0.00	0.00	-	25.50	-	3		1,900				
1,925	0.00	0.00	0.00	-	71.00	-	-	0.00	0.00	0.00	-	94.50	-	1		0.00	0.00	0.00	-	8.70	-	-	0.00	0.00	0.00	-	33.75	-	-		1,925				
1,950	0.00	0.00	0.00	-	52.50	-	20	0.00	0.00	0.00	-	79.00	-	20		34.00	0.00	34.00	50.00	50.00	2	25	0.00	0.00	0.00	-	43.25	-	-		1,950				
1,975	0.00	0.00	0.00	-	37.00	-	-	0.00	0.00	0.00	-	65.50	-	25		0.00	0.00	0.00	-	24.75	-	-	0.00	0.00	0.00	-	54.50	-	-		1,975				
2,000	0.00	0.00	0.00	-	24.75	-	25	0.00	0.00	0.00	-	53.50	-	1		0.00	0.00	0.00	-	37.50	-	21	0.00	0.00	0.00	-	67.50	-	40		2,000				
2,050	0.00	0.00	0.00	-	9.30	-	-	0.00	0.00	0.00	-	34.25	-	-		0.00	0.00	0.00	-	72.00	-	20	0.00	0.00	0.00	-	98.50	-	20		2,050				
2,100	0.00	0.00	0.00	-	2.70	-	2	0.00	0.00	0.00	-	20.75	-	1		0.00	0.00	0.00	-	115.00	-	-	0.00	0.00	0.00	-	135.00	-	20		2,100				
2,150	0.00	0.00	0.00	-	0.62	-	4	0.00	0.00	0.00	-	12.00	-	-		0.00	0.00	0.00	-	163.00	-	40	0.00	0.00	0.00	-	176.00	-	-		2,150				
2,200	0.00	0.00	0.00	-	0.11	-	26	0.00	0.00	0.00	-	6.50	-	5		0.00	0.00	0.00	-	213.00	-	20	0.00	0.00	0.00	-	220.00	-	20		2,200				
2,250	0.00	0.00	0.00	-	0.01	-	54	0.00	0.00	0.00	-	3.30	-	22		0.00	0.00	0.00	-	263.00	-	60	0.00	0.00	0.00	-	267.00	-	5		2,250				
2,300	0.00	0.00	0.00	-	0.01	-	94	0.00	0.00	0.00	-	1.60	-	43		0.00	0.00	0.00	-	313.00	-	50	0.00	0.00	0.00	-	315.00	-	3		2,300				
2,350	0.00	0.00	0.00	-	0.01	-	49	0.00	0.00	0.00	-	0.76	-	1		0.00	0.00	0.00	-	363.00	-	101	0.00	0.00	0.00	-	364.00	-	-		2,350				
2,400	0.00	0.00	0.00	-	0.01	-	21	0.00	0.00	0.00	-	0.34	-	-		0.00	0.00	0.00	-	413.00	-	20	0.00	0.00	0.00	-	414.00	-	20		2,400				
2,450	0.00	0.00	0.00	-	0.01	-	20	0.00	0.00	0.00	-	0.14	-	-		0.00	0.00	0.00	-	463.00	-	-	0.00	0.00	0.00	-	463.00	-	-		2,450				
2,500	0.00	0.00	0.00	-	0.02	-	-	0.00	0.00	0.00	-	0.06	-	-		0.00	0.00	0.00	-	512.00	-	-	0.00	0.00	0.00	-	513.00	-	-		2,500				
2,550	0.00	0.00	0.00	-	0.03	-	-	0.00	0.00	0.00	-	0.02	-	-		0.00	0.00	0.00	-	562.00	-	-	0.00	0.00	0.00	-	563.00	-	-		2,550				
2,600	0.00	0.00	0.00	-	0.01	-	-	0.00	0.00	0.00	-	0.01	-	-		0.00	0.00	0.00	-	612.00	-	-	0.00	0.00	0.00	-	613.00	-	-		2,600				
2,650	0.00	0.00	0.00	-	0.14	-	-	0.00	0.00	0.00	-	0.06	-	-		0.00	0.00	0.00	-	662.00	-	-	0.00	0.00	0.00	-	663.00	-	-		2,650				
Totals:						1	317							0	119	0	0							4	358							0	131	0	0
Number of Trades:						1								0		0								3								0		0	

ALPHA SERVICES HOLD (CR)

(Contract Size: 100 Securities, Exercise Style: American, Physical Delivery)

Call Options														Put Options																		
March 2022							April 2022							Other Months		March 2022							April 2022							Other Months		Exercise Price
Open price	Price max	Price min	Last price	Closing price	Volume	Open Interest	Open price	Price max	Price min	Last price	Closing price	Volume	Open Interest	Volume	Open Interest	Open price	Price max	Price min	Last price	Closing price	Volume	Open Interest	Open price	Price max	Price min	Last price	Closing price	Volume	Open Interest	Volume	Open Interest	
0.650	0.000	0.000	0.000	0.410	-	-	0.000	0.000	0.000	0.361	-	-	-	-	0.000	0.000	0.000	0.001	-	-	-	-	0.000	0.000	0.000	0.001	-	-	-	-	0.007	
0.700	0.000	0.000	0.000	0.360	-	-	0.000	0.000	0.000	0.312	-	-	-	-	0.000	0.000	0.000	0.001	-	-	-	-	0.000	0.000	0.000	0.001	-	-	-	-	0.007	
0.750	0.000	0.000	0.000	0.310	-	-	0.000	0.000	0.000	0.262	-	-	-	-	0.000	0.000	0.000	0.001	-	-	-	-	0.000	0.000	0.000	0.001	-	-	-	-	0.008	
0.800	0.000	0.000	0.000	0.260	-	-	0.000	0.000	0.000	0.213	-	-	-	-	0.000	0.000	0.000	0.001	-	-	-	-	0.000	0.000	0.000	0.001	-	-	-	-	0.008	
0.850	0.000	0.000	0.000	0.210	-	-	0.000	0.000	0.000	0.166	-	-	-	-	0.000	0.000	0.000	0.006	-	-	-	-	0.000	0.000	0.000	0.005	-	-	-	-	0.009	
0.900	0.000	0.000	0.000	0.161	-	-	0.000	0.000	0.000	0.124	-	-	-	-	0.000	0.000	0.000	0.002	-	-	-	-	0.000	0.000	0.000	0.012	-	-	-	-	0.010	
0.950	0.000	0.000	0.000	0.113	-	-	0.000	0.000	0.000	0.087	-	-	-	-	0.000	0.000	0.000	0.010	-	-	-	-	0.000	0.000	0.000	0.025	-	-	-	-	0.010	
1.000	0.000	0.000	0.000	0.070	-	-	0.000	0.000	0.000	0.035	-	-	-	-	0.000	0.000	0.000	0.056	-	-	-	-	0.000	0.000	0.000	0.073	-	-	-	-	0.011	
1.100	0.000	0.000	0.000	0.017	-	-	0.000	0.000	0.000	0.011	-	-	-	-	0.000	0.000	0.000	0.141	-	-	-	-	0.000	0.000	0.000	0.149	-	-	-	-	0.012	
1.200	0.000	0.000	0.000	0.002	-	-	0.000	0.000	0.000	0.003	-	-	-	-	0.000	0.000	0.000	0.240	-	-	-	-	0.000	0.000	0.000	0.241	-	-	-	-	0.013	
1.300	0.000	0.000	0.000	0.001	-	250	0.000	0.000	0.000	0.001	-	-	-	-	0.000	0.000	0.000	0.340	-	-	-	-	0.000	0.000	0.000	0.340	-	-	-	-	0.014	
1.400	0.000	0.000	0.000	0.001	-	-	0.000	0.000	0.000	0.001	-	-	-	-	0.000	0.000	0.000	0.440	-	-	-	-	0.000	0.000	0.000	0.440	-	-	-	-	0.015	
1.500	0.000	0.000	0.000	0.001	-	-	0.000	0.000	0.000	0.001	-	-	-	-	0.000	0.000	0.000	0.540	-	-	-	-	0.000	0.000	0.000	0.540	-	-	-	-	0.016	
1.600	0.000	0.000	0.000	0.003	-	-	0.000	0.000	0.000	0.003	-	-	-	-	0.000	0.000	0.000	0.640	-	-	-	-	0.000	0.000	0.000	0.640	-	-	-	-	0.017	
1.700	0.000	0.000	0.000	0.001	-	-	0.000	0.000	0.000	0.001	-	-	-	-	0.000	0.000	0.000	0.740	-	-	-	-	0.000	0.000	0.000	0.740	-	-	-	-	0.018	
1.800	0.000	0.000	0.000	0.001	-	-	0.000	0.000	0.000	0.001	-	-	-	-	0.000	0.000	0.000	0.840	-	-	-	-	0.000	0.000	0.000	0.840	-	-	-	-	0.018	
1.900	0.000	0.000	0.000	0.001	-	-	0.000	0.000	0.000	0.001	-	-	-	-	0.000	0.000	0.000	0.840	-	-	-	-	0.000	0.000	0.000	0.840	-	-	-	-	0.019	
Totals:					0	250						0	0			0	0						0	0			0	0			0	0
Number of Trades:					0						0			0.00						0			0			0			0			

NATIONAL BANK (CR)

(Contract Size: 100 Securities, Exercise Style: American, Physical Delivery)

Call Options														Put Options																		
March 2022							April 2022							Other Months		March 2022							April 2022							Other Months		Exercise Price
Open price	Price max	Price min	Last price	Closing price	Volume	Open Interest	Open price	Price max	Price min	Last price	Closing price	Volume	Open Interest	Volume	Open Interest	Open price	Price max	Price min	Last price	Closing price	Volume	Open Interest	Open price	Price max	Price min	Last price	Closing price	Volume	Open Interest	Volume	Open Interest	
1.600	0.000	0.000	0.000	1.27	-	-										0.000	0.000	0.000	0.001	-	-											0.016
1.700	0.000	0.000	0.000	1.17	-	-										0.000	0.000	0.000	0.001	-	-											0.017
1.800	0.000	0.000	0.000	1.07	-	-	0.000	0.000	0.000	1.07	-	-				0.000	0.000	0.000	0.001	-	-	0.000	0.000	0.000	0.001	-	-					0.018
1.900	0.000	0.000	0.000	0.971	-	-	0.000	0.000	0.000	0.974	-	-				0.000	0.000	0.000	0.001	-	-	0.000	0.000	0.000	0.001	-	-					0.019
2.000	0.000	0.000	0.000	0.871	-	-	0.000	0.000	0.000	0.874	-	-				0.000	0.000	0.000	0.001	-	-	0.000	0.000	0.000	0.001	-	-					0.020
2.200	0.000	0.000	0.000	0.671	-	-	0.000	0.000	0.000	0.675	-	-				0.000	0.000	0.000	0.001	-	-	0.000	0.000	0.000	0.001	-	-					0.022
2.400	0.000	0.000	0.000	0.471	-	-	0.000	0.000	0.000	0.482	-	-				0.000	0.000	0.000	0.002	-	-	0.000	0.000	0.000	0.008	-	-					0.024
2.600	0.000	0.000	0.000	0.274	-	-	0.000	0.000	0.000	0.308	-	-				0.000	0.000	0.000	0.002	-	-	0.000	0.000	0.000	0.033	-	-					0.026
2.800	0.000	0.000	0.000	0.106	-	-	0.000	0.000	0.000	0.172	-	-				0.000	0.000	0.000	0.035	-	300	0.000	0.000	0.000	0.097	-	-					0.028
3.000	0.000	0.000	0.000	0.021	-	-	0.000	0.000	0.000	0.082	-	-				0.000	0.000	0.000	0.150	-	-	0.000	0.000	0.000	0.207	-	-					0.030
3.200	0.000	0.000	0.000	0.002	-	-	0.000	0.000	0.000	0.034	-	-				0.000	0.000	0.000	0.331	-	-	0.000	0.000	0.000	0.359	-	-					0.032
3.400	0.000	0.000	0.000	0.002	-	-	0.000	0.000	0.000	0.012	-	50				0.000	0.000	0.000	0.530	-	-	0.000	0.000	0.000	0.538	-	-					0.034
3.600	0.000	0.000	0.000	0.003	-	-	0.000	0.000	0.000	0.003	-	-				0.000	0.000	0.000	0.730	-	2	0.000	0.000	0.000	0.731	-	-					0.036
3.800	0.000	0.000	0.000	0.005	-	-	0.000	0.000	0.000	0.001	-	-				0.000	0.000	0.000	0.930	-	-	0.000	0.000	0.000	0.930	-	-					0.038
4.000	0.000	0.000	0.000	0.001	-	-	0.000	0.000	0.000	0.001	-	-				0.000	0.000	0.000	1.13	-	-	0.000	0.000	0.000	1.13	-	-					0.040
4.400	0.000	0.000	0.000	0.001	-	-	0.000	0.000	0.000	0.002	-	-				0.000	0.000	0.000	1.53	-	-	0.000	0.000	0.000	1.53	-	-					0.044
4.800	0.000	0.000	0.000	0.001	-	-	0.000	0.000	0.000	0.004	-	-				0.000	0.000	0.000	1.93	-	-	0.000	0.000	0.000	1.93	-	-					0.048
5.200	0.000	0.000	0.000	0.001	-	-	0.000	0.000	0.000	0.001	-	-				0.000	0.000	0.000	2.33	-	-	0.000	0.000	0.000	2.33	-	-					0.052
5.600	0.000	0.000	0.000	0.001	-	-	0.000	0.000	0.000	0.001	-	-				0.000	0.000	0.000	2.73	-	-	0.000	0.000	0.000	2.73	-	-					0.056
Totals:					0	0					0	50	0	0					0	302					0	0	0	0	300			
Number of Trades:					0						0	0	0						0.00						0			0				

OPAP (CR)

(Contract Size: 100 Securities, Exercise Style: American, Physical Delivery)

Call Options														Put Options																		
March 2022							April 2022							Other Months		March 2022							April 2022							Other Months		Exercise Price
Open price	Price max	Price min	Last price	Closing price	Volume	Open Interest	Open price	Price max	Price min	Last price	Closing price	Volume	Open Interest	Volume	Open Interest	Open price	Price max	Price min	Last price	Closing price	Volume	Open Interest	Open price	Price max	Price min	Last price	Closing price	Volume	Open Interest	Volume	Open Interest	
8.400	0.000	0.000	0.000	3.70	-	-	0.000	0.000	0.000	0.000	3.32	-	-			0.000	0.000	0.000	0.001	-	-			0.000	0.000	0.000	0.001	-	-			0.084
8.800	0.000	0.000	0.000	3.30	-	-	0.000	0.000	0.000	0.000	3.32	-	-			0.000	0.000	0.000	0.001	-	-			0.000	0.000	0.000	0.001	-	-			0.088
9.200	0.000	0.000	0.000	2.90	-	-	0.000	0.000	0.000	0.000	2.92	-	-			0.000	0.000	0.000	0.001	-	-			0.000	0.000	0.000	0.002	-	-			0.092
9.600	0.000	0.000	0.000	2.50	-	-	0.000	0.000	0.000	0.000	2.52	-	-			0.000	0.000	0.000	0.001	-	-			0.000	0.000	0.000	0.001	-	-			0.096
10.000	0.000	0.000	0.000	2.10	-	-	0.000	0.000	0.000	0.000	2.12	-	-			0.000	0.000	0.000	0.001	-	-			0.000	0.000	0.000	0.002	-	-			0.100
11.000	0.000	0.000	0.000	1.11	-	-	0.000	0.000	0.000	0.000	1.17	-	-			0.000	0.000	0.000	0.002	-	-			0.000	0.000	0.000	0.048	-	-			0.110
12.000	0.000	0.000	0.000	0.258	-	-	0.000	0.000	0.000	0.000	0.447	-	-			0.000	0.000	0.000	0.153	-	-			0.000	0.000	0.000	0.324	-	-			0.120
13.000	0.000	0.000	0.000	0.009	-	-	0.000	0.000	0.000	0.000	0.103	-	-			0.000	0.000	0.000	0.905	-	20			0.000	0.000	0.000	0.983	-	-			0.130
14.000	0.000	0.000	0.000	0.001	-	11	0.000	0.000	0.000	0.000	0.014	-	-			0.000	0.000	0.000	1.90	-	-			0.000	0.000	0.000	1.90	-	-			0.140
15.000	0.000	0.000	0.000	0.001	-	-	0.000	0.000	0.000	0.000	0.001	-	-			0.000	0.000	0.000	2.90	-	-			0.000	0.000	0.000	2.90	-	-			0.150
16.000	0.000	0.000	0.000	0.001	-	-	0.000	0.000	0.000	0.000	0.001	-	-			0.000	0.000	0.000	3.90	-	-			0.000	0.000	0.000	3.90	-	-			0.160
17.000	0.000	0.000	0.000	0.001	-	-	0.000	0.000	0.000	0.000	0.001	-	-			0.000	0.000	0.000	4.90	-	-			0.000	0.000	0.000	4.90	-	-			0.170
18.000	0.000	0.000	0.000	0.001	-	-	0.000	0.000	0.000	0.000	0.001	-	-			0.000	0.000	0.000	5.90	-	-			0.000	0.000	0.000	5.90	-	-			0.180
19.000	0.000	0.000	0.000	0.002	-	-	0.000	0.000	0.000	0.000	0.001	-	-			0.000	0.000	0.000	6.90	-	-			0.000	0.000	0.000	6.90	-	-			0.190
Totals:					0	11						0	0	0	0						0	20						0	20	0	0	
Number of Trades:					0						0	0						0.00						0						0		

OTE (CR)

(Contract Size: 100 Securities, Exercise Style: American, Physical Delivery)

Exercise Price	Call Options														Put Options																		
	March 2022						April 2022						Other Months		March 2022						April 2022						Other Months		Exercise Price				
	Open price	Price max	Price min	Last price	Closing price	Volume	Open Interest	Open price	Price max	Price min	Last price	Closing price	Volume	Open Interest	Volume	Open Interest	Open price	Price max	Price min	Last price	Closing price	Volume	Open Interest	Open price	Price max	Price min	Last price	Closing price		Volume	Open Interest	Volume	Open Interest
9.200	0.000	0.000	0.000	6.97	-	-										0.000	0.000	0.000	0.001	-	-												0.092
9.600	0.000	0.000	0.000	6.57	-	-										0.000	0.000	0.000	0.001	-	-											0.096	
10.000	0.000	0.000	0.000	6.17	-	-										0.000	0.000	0.000	0.001	-	-											0.100	
11.000	0.000	0.000	0.000	5.18	-	-	0.000	0.000	0.000		5.19	-	-			0.000	0.000	0.000	0.001	-	-	0.000	0.000	0.000	0.001	-	-					0.110	
12.000	0.000	0.000	0.000	4.18	-	-	0.000	0.000	0.000		4.19	-	-			0.000	0.000	0.000	0.001	-	-	0.000	0.000	0.000	0.001	-	-					0.120	
13.000	0.000	0.000	0.000	3.18	-	-	0.000	0.000	0.000		3.20	-	-			0.000	0.000	0.000	0.001	-	-	0.000	0.000	0.000	0.001	-	-					0.130	
14.000	0.000	0.000	0.000	2.18	-	-	0.000	0.000	0.000		2.21	-	-			0.000	0.000	0.000	0.001	-	-	0.000	0.000	0.000	0.014	-	-					0.140	
15.000	0.000	0.000	0.000	1.18	-	-	0.000	0.000	0.000		1.31	-	-			0.000	0.000	0.000	0.003	-	-	0.000	0.000	0.000	0.105	-	-					0.150	
16.000	0.000	0.000	0.000	0.326	-	-	0.000	0.000	0.000		0.611	-	-			0.000	0.000	0.000	0.149	-	-	0.000	0.000	0.000	0.411	-	-					0.160	
17.000	0.000	0.000	0.000	0.021	-	30	0.000	0.000	0.000		0.214	-	10			0.000	0.000	0.000	0.845	-	-	0.000	0.000	0.000	1.02	-	-					0.170	
18.000	0.000	0.000	0.000	0.001	-	2	0.000	0.000	0.000		0.055	-	-			0.000	0.000	0.000	1.83	-	-	0.000	0.000	0.000	1.86	-	-					0.180	
19.000	0.000	0.000	0.000	0.001	-	10	0.000	0.000	0.000		0.010	-	10			0.000	0.000	0.000	2.83	-	-	0.000	0.000	0.000	2.83	-	-					0.190	
20.000	0.000	0.000	0.000	0.003	-	-	0.000	0.000	0.000		0.001	-	-			0.000	0.000	0.000	3.83	-	-	0.000	0.000	0.000	3.83	-	-					0.200	
22.000	0.000	0.000	0.000	0.001	-	-	0.000	0.000	0.000		0.002	-	-			0.000	0.000	0.000	5.83	-	-	0.000	0.000	0.000	5.83	-	-					0.220	
24.000	0.000	0.000	0.000	0.001	-	-	0.000	0.000	0.000		0.001	-	-			0.000	0.000	0.000	7.83	-	-	0.000	0.000	0.000	7.83	-	-					0.240	
26.000	0.000	0.000	0.000	0.001	-	-	0.000	0.000	0.000		0.001	-	-			0.000	0.000	0.000	9.83	-	-	0.000	0.000	0.000	9.83	-	-					0.260	
Totals:						0	42						0	20	0	0																	0
Number of Trades:							0							0																			0

## PIRAEUS FINANCIAL HOLD (CR)

(Contract Size: 100 Securities, Exercise Style: American, Physical Delivery)

Call Options														Put Options																			
March 2022							April 2022							Other Months		March 2022							April 2022							Other Months			
Exercise Price	Open price	Price max	Price min	Last price	Closing price	Volume	Open Interest	Open price	Price max	Price min	Last price	Closing price	Volume	Open Interest	Volume	Open Interest	Open price	Price max	Price min	Last price	Closing price	Volume	Open Interest	Open price	Price max	Price min	Last price	Closing price	Volume	Open Interest	Volume	Open Interest	Exercise Price
0.150	0.000	0.000	0.000		1.14	-	-										0.000	0.000	0.000		0.072	-	-										0.002
0.200	0.000	0.000	0.000		1.09	-	-										0.000	0.000	0.000		0.001	-	-										0.002
0.250	0.000	0.000	0.000		1.04	-	-										0.000	0.000	0.000		0.001	-	-										0.003
0.300	0.000	0.000	0.000		0.990	-	-										0.000	0.000	0.000		0.001	-	-										0.003
0.350	0.000	0.000	0.000		0.940	-	-										0.000	0.000	0.000		0.002	-	-										0.004
0.400	0.000	0.000	0.000		0.890	-	-										0.000	0.000	0.000		0.001	-	-										0.004
0.450	0.000	0.000	0.000		0.840	-	-										0.000	0.000	0.000		0.001	-	-										0.005
0.500	0.000	0.000	0.000		0.790	-	-										0.000	0.000	0.000		0.001	-	-										0.005
0.550	0.000	0.000	0.000		0.740	-	-										0.000	0.000	0.000		0.001	-	-										0.006
0.600	0.000	0.000	0.000		0.690	-	-										0.000	0.000	0.000		0.001	-	-										0.006
0.650	0.000	0.000	0.000		0.640	-	-										0.000	0.000	0.000		0.003	-	-										0.007
0.700	0.000	0.000	0.000		0.590	-	-										0.000	0.000	0.000		0.001	-	-										0.007
0.750	0.000	0.000	0.000		0.540	-	-										0.000	0.000	0.000		0.001	-	-										0.008
0.800	0.000	0.000	0.000		0.490	-	-										0.000	0.000	0.000		0.001	-	-										0.008
0.850	0.000	0.000	0.000		0.440	-	-	0.000	0.000	0.000		0.442	-	-			0.000	0.000	0.000		0.001	-	-	0.000	0.000	0.000		0.001	-	-			0.009
0.900	0.000	0.000	0.000		0.390	-	-	0.000	0.000	0.000		0.392	-	-			0.000	0.000	0.000		0.001	-	-	0.000	0.000	0.000		0.001	-	-			0.009
0.950	0.000	0.000	0.000		0.340	-	-	0.000	0.000	0.000		0.342	-	-			0.000	0.000	0.000		0.001	-	-	0.000	0.000	0.000		0.002	-	-			0.010
1.000	0.000	0.000	0.000		0.291	-	-	0.000	0.000	0.000		0.293	-	-			0.000	0.000	0.000		0.001	-	-	0.000	0.000	0.000		0.001	-	-			0.010
1.100	0.000	0.000	0.000		0.191	-	-	0.000	0.000	0.000		0.197	-	-			0.000	0.000	0.000		0.007	-	-	0.000	0.000	0.000		0.005	-	-			0.011
1.200	0.000	0.000	0.000		0.097	-	-	0.000	0.000	0.000		0.115	-	-			0.000	0.000	0.000		0.006	-	-	0.000	0.000	0.000		0.023	-	-			0.012
1.300	0.000	0.000	0.000		0.030	-	-	0.000	0.000	0.000		0.057	-	-			0.000	0.000	0.000		0.040	-	-	0.000	0.000	0.000		0.064	-	-			0.013
1.400	0.000	0.000	0.000		0.005	-	-	0.000	0.000	0.000		0.023	-	-			0.000	0.000	0.000		0.114	-	-	0.000	0.000	0.000		0.131	-	-			0.014
1.500	0.000	0.000	0.000		0.001	-	5	0.000	0.000	0.000		0.008	-	-			0.000	0.000	0.000		0.210	-	-	0.000	0.000	0.000		0.216	-	-			0.015
1.600	0.000	0.000	0.000		0.001	-	6	0.000	0.000	0.000		0.002	-	-			0.000	0.000	0.000		0.310	-	-	0.000	0.000	0.000		0.311	-	-			0.016
1.700	0.000	0.000	0.000		0.002	-	-	0.000	0.000	0.000		0.001	-	-			0.000	0.000	0.000		0.410	-	-	0.000	0.000	0.000		0.410	-	-			0.017
1.800	0.000	0.000	0.000		0.003	-	-	0.000	0.000	0.000		0.001	-	-			0.000	0.000	0.000		0.510	-	-	0.000	0.000	0.000		0.510	-	-			0.018
1.900	0.000	0.000	0.000		0.001	-	-	0.000	0.000	0.000		0.001	-	-			0.000	0.000	0.000		0.610	-	-	0.000	0.000	0.000		0.610	-	-			0.019
2.000	0.000	0.000	0.000		0.001	-	-	0.000	0.000	0.000		0.001	-	-			0.000	0.000	0.000		0.710	-	-	0.000	0.000	0.000		0.710	-	-			0.020
2.200	0.000	0.000	0.000		0.001	-	-	0.000	0.000	0.000		0.001	-	-			0.000	0.000	0.000		0.910	-	-	0.000	0.000	0.000		0.910	-	-			0.022
2.400	0.000	0.000	0.000		0.006	-	-	0.000	0.000	0.000		0.001	-	-			0.000	0.000	0.000		1.11	-	-	0.000	0.000	0.000		1.11	-	-			0.024
2.600	0.000	0.000	0.000		0.002	-	-										0.000	0.000	0.000		1.31	-	-									0.026	
2.800	0.000	0.000	0.000		0.001	-	-										0.000	0.000	0.000		1.51	-	-									0.028	
3.000	0.000	0.000	0.000		0.001	-	-										0.000	0.000	0.000		1.71	-	-									0.030	
3.200	0.000	0.000	0.000		0.005	-	-										0.000	0.000	0.000		1.91	-	-									0.032	
3.400	0.000	0.000	0.000		0.003	-	-										0.000	0.000	0.000		2.11	-	-									0.034	
3.600	0.000	0.000	0.000		0.002	-	-										0.000	0.000	0.000		2.31	-	-									0.036	



PIRAEUS FINANCIAL HOLD (CR)

(Contract Size: 100 Securities, Exercise Style: American, Physical Delivery)

Call Options															Put Options																		
Exercise Price	March 2022						April 2022						Other Months		March 2022					April 2022					Other Months		Exercise Price						
	Open price	Price max	Price min	Last price	Closing price	Volume	Open Interest	Open price	Price max	Price min	Last price	Closing price	Volume	Open Interest	Volume	Open Interest	Open price	Price max	Price min	Last price	Closing price	Volume	Open Interest	Open price	Price max	Price min		Last price	Closing price	Volume	Open Interest	Volume	Open Interest
3.800	0.000	0.000	0.000		0.001	-	-										0.000	0.000	0.000		2.51	-	-										0.038
4.000	0.000	0.000	0.000		0.001	-	-										0.000	0.000	0.000		2.71	-	-										0.040
4.400	0.000	0.000	0.000		0.001	-	-										0.000	0.000	0.000		3.11	-	-										0.044
4.800	0.000	0.000	0.000		0.001	-	-										0.000	0.000	0.000		3.51	-	-										0.048
5.200	0.000	0.000	0.000		0.001	-	-										0.000	0.000	0.000		3.91	-	-										0.052
5.600	0.000	0.000	0.000		0.001	-	-										0.000	0.000	0.000		4.31	-	-										0.056
6.000	0.000	0.000	0.000		0.001	-	-										0.000	0.000	0.000		4.71	-	-										0.060
6.400	0.000	0.000	0.000		0.001	-	-										0.000	0.000	0.000		5.11	-	-										0.064
6.800	0.000	0.000	0.000		0.001	-	-										0.000	0.000	0.000		5.51	-	-										0.068
Totals:						0	11						0	0	0	0						0	0							0	0	0	0
Number of Trades:						0							0	0	0							0.00							0	0			

PPC (CR)

(Contract Size: 100 Securities, Exercise Style: American, Physical Delivery)

Call Options														Put Options																		
March 2022							April 2022							Other Months		March 2022							April 2022							Other Months		Exercise Price
Open price	Price max	Price min	Last price	Closing price	Volume	Open Interest	Open price	Price max	Price min	Last price	Closing price	Volume	Open Interest	Volume	Open Interest	Open price	Price max	Price min	Last price	Closing price	Volume	Open Interest	Open price	Price max	Price min	Last price	Closing price	Volume	Open Interest	Volume	Open Interest	
5.200	0.000	0.000	0.000	2.44	-	-	0.000	0.000	0.000	2.45	-	-				0.000	0.000	0.000	0.001	-	-	0.000	0.000	0.000	0.001	-	-				0.052	
5.600	0.000	0.000	0.000	2.04	-	-	0.000	0.000	0.000	2.05	-	-				0.000	0.000	0.000	0.001	-	-	0.000	0.000	0.000	0.001	-	-				0.056	
6.000	0.000	0.000	0.000	1.64	-	-	0.000	0.000	0.000	1.66	-	-				0.000	0.000	0.000	0.001	-	-	0.000	0.000	0.000	0.004	-	-				0.060	
6.400	0.000	0.000	0.000	1.24	-	-	0.000	0.000	0.000	1.27	-	-				0.000	0.000	0.000	0.003	-	-	0.000	0.000	0.000	0.020	-	-				0.064	
6.800	0.000	0.000	0.000	0.846	-	-	0.000	0.000	0.000	0.918	-	-				0.000	0.000	0.000	0.003	-	-	0.000	0.000	0.000	0.064	-	-				0.068	
7.200	0.000	0.000	0.000	0.474	-	-	0.000	0.000	0.000	0.612	-	-				0.000	0.000	0.000	0.031	-	-	0.000	0.000	0.000	0.158	-	-				0.072	
7.600	0.000	0.000	0.000	0.194	-	-	0.000	0.000	0.000	0.375	-	3				0.000	0.000	0.000	0.151	-	10	0.000	0.000	0.000	0.320	-	-				0.076	
8.000	0.000	0.000	0.000	0.052	-	-	0.000	0.000	0.000	0.211	-	2				0.000	0.000	0.000	0.408	-	35	0.000	0.000	0.000	0.557	-	-				0.080	
8.400	0.000	0.000	0.000	0.008	-	-	0.000	0.000	0.000	0.106	-	-				0.000	0.000	0.000	0.766	-	-	0.000	0.000	0.000	0.853	-	-				0.084	
8.800	0.000	0.000	0.000	0.001	-	3	0.000	0.000	0.000	0.050	-	-				0.000	0.000	0.000	1.16	-	-	0.000	0.000	0.000	1.20	-	-				0.088	
9.200	0.000	0.000	0.000	0.001	-	11	0.000	0.000	0.000	0.021	-	-				0.000	0.000	0.000	1.56	-	-	0.000	0.000	0.000	1.57	-	-				0.092	
9.600	0.000	0.000	0.000	0.004	-	-	0.000	0.000	0.000	0.008	-	-				0.000	0.000	0.000	1.96	-	-	0.000	0.000	0.000	1.96	-	-				0.096	
10.000	0.000	0.000	0.000	0.001	-	-	0.000	0.000	0.000	0.003	-	-				0.000	0.000	0.000	2.36	-	-	0.000	0.000	0.000	2.36	-	-				0.100	
11.000	0.000	0.000	0.000	0.001	-	-	0.000	0.000	0.000	0.001	-	-				0.000	0.000	0.000	3.36	-	-	0.000	0.000	0.000	3.36	-	-				0.110	
12.000	0.000	0.000	0.000	0.001	-	-	0.000	0.000	0.000	0.001	-	-				0.000	0.000	0.000	4.36	-	-	0.000	0.000	0.000	4.36	-	-				0.120	
13.000	0.000	0.000	0.000	0.001	-	-					-	-				0.000	0.000	0.000	5.36	-	-					-	-				0.130	
14.000	0.000	0.000	0.000	0.001	-	-					-	-				0.000	0.000	0.000	6.36	-	-					-	-				0.140	
15.000	0.000	0.000	0.000	0.001	-	-					-	-				0.000	0.000	0.000	7.36	-	-					-	-				0.150	
16.000	0.000	0.000	0.000	0.001	-	-					-	-				0.000	0.000	0.000	8.36	-	-					-	-				0.160	
Totals:					0	14					0	5	0	0					0	45					0	6	0	0				
Number of Trades:					0						0		0						0.00						0		0					

Lending Products	Underlying Title	Multilateral Transactions[1]				Bilateral Transactions[2]		Stock Borrowing through OTC (volume)[3]	
		Open Interest[5]	Volume(Offered)	Average Weighted	Transactions volume	Average Weighted	Transactions Volume	Average Weighted	Transactions Volume
ADMIEBOR	ADMIE (IPTO) HOLDING S.A. (CR)	6,700	---	---	2,000	2.95%	---	---	2,280,509
AEGNBOR	AEGEAN AIRLINES (CR)	6,363	---	---	---	---	---	---	21,619
ALPHABOR	ALPHA SERVICES HOLD (CR)	77,200	---	---	---	---	---	---	57,766,980
ALMYBOR	ALUMIL (CR)	---	---	---	---	---	---	---	---
EEEBOR	CC HBC AG (CR)	16,429	---	---	65	9.51%	---	---	70,546
CENERBOR	CENERGY HOLDINGS (CB)	---	---	---	---	---	---	---	---
ELLAKTORBOR	ELLAKTOR (CR)	12,000	---	---	---	---	---	---	9,870
EUROBBOR	EUROBANK HOLDINGS (CR)	98,700	---	---	---	---	---	---	48,327,867
EYDAPBOR	EYDAP S.A. (CR)	4,913	---	---	---	---	---	---	642,117
FFGRPBOR	FOLLI FOLLIE (CR)	---	---	---	---	---	---	---	900,530
FOYRKBOR	FOURLIS (CR)	9,639	---	---	---	---	4,000	6.50%	22,250
GEKTERNABOR	GEK TERNA (CR)	3,000	---	---	---	---	---	---	12,293
SARBOR	GR. SARANTIS S.A. (CR)	---	---	---	---	---	---	---	11,390
EXAEBOR	HELLENIC EXCHANGES-A.S.E. (CR)	9,700	---	---	---	---	---	---	155,601
ELPEBOR	HELLENIC PETROLEUM (CR)	28,900	---	---	---	---	---	---	70,538
INTRKBOR	INTRACOM HOLDINGS (CR)	500	---	---	---	---	---	---	---
BELABOR	JUMBO SA (CR)	26,495	---	---	---	---	---	---	769,314
LAMDABOR	LAMDA DEVELOPMENT SA (CR)	2,500	---	---	---	---	---	---	67,038
MIGBOR	MARFIN INVESTMENT GROUP (CR)	---	---	---	---	---	---	---	794,474
MOHBOR	MOTOR OIL (CR)	10,700	---	---	---	---	---	---	491,612
MYTILBOR	MYTILINEOS (CR)	34,000	---	---	---	---	---	---	510,155
ETEBOR	NATIONAL BANK (CR)	37,288	---	---	---	---	---	---	6,472,154
OPAPBOR	OPAP (CR)	86,358	---	---	---	---	---	---	1,331,580
HTOBOR	OTE (CR)	97,635	---	---	---	---	---	---	2,628,300
PPABOR	P.P.A. S.A. (CR)	1,464	---	---	---	---	---	---	66,287
TPEIRBOR	PIRAEUS FINANCIAL HOLD (CR)	60,943	---	---	4,801	5.31%	---	---	5,437,481
PLAISBOR	PLAISIO COMPUTERS SA (CR)	---	---	---	---	---	---	---	100
PPCBOR	PPC (CR)	2,000	---	---	---	---	---	---	2,628,438
QUALBOR	QUALITY & RELIABILITY SA (CR)	---	---	---	---	---	---	---	---
QUESTBOR	QUEST HOLDINGS (CR)	---	---	---	---	---	---	---	---
TENERGYBOR	TERNA ENERGY (CR)	22,901	---	---	---	---	---	---	162,936

## Stock Lending Notes

[1] - Multilateral contracts Lending or Borrowing as per Methods 8-1, 8-2 and 8-3-3 (According to ATHEX BoD Resolution No.17)

[2] - Bilateral Contracts Lending or Borrowing as per Methods 8-3-1 and 8-3-2 (According to ATHEX BoD Resolution No.20 )

[3] - The information concerning OTC Stock Borrowing Transactions is based on the statements of the Dematerialised Securities System (DSS) operators involved and refers to volumes that have been registered up until the previous working day.

[4] - Average Price (Volume weighted)

[5] - The Data concerning Open Interest before the start of trading session

Lending Products	Underlying Title	Open Interest[5]	Multilateral Transactions[1]				Bilateral Transactions[2]		Stock Borrowing through OTC (volume)[3]	
			Volume(Offered)	Average Weighted	Transactions volume	Average Weighted	Transactions Volume	Average Weighted	Transactions Volume	
TITCBOR	TITAN CEMENT (CB)	9,800	---	---	3,000	2.65%	---	---	225,055	
VIOBOR	VIOHALCO SA/IV (CB)	11,447	---	---	---	---	---	---	---	

## Stock Lending Notes

[1] - Multilateral contracts Lending or Borrowing as per Methods 8-1, 8-2 and 8-3-3 (According to ATHEX BoD Resolution No.17)

[2] - Bilateral Contracts Lending or Borrowing as per Methods 8-3-1 and 8-3-2 (According to ATHEX BoD Resolution No.20 )

[3] - The information concerning OTC Stock Borrowing Transactions is based on the statements of the Dematerialised Securities System (DSS) operators involved and refers to volumes that have been registered up until the previous working day.

[4] - Average Price (Volume weighted)

[5] - The Data concerning Open Interest before the start of trading session

## Sectors codification for listed companies

12003-	ETF	10101010	Computer Services
10101015	Software	10102030	Computer Hardware
15101010	Telecommunications Equipment	15102015	Telecommunications Services
20101010	Health Care Facilities	20101025	Health Care Services
20102010	Medical Equipment	20103015	Pharmaceuticals
30101010	Banks	30202000	Diversified Financial Services
30202010	Asset Managers & Custodians	30202015	Investment Services
30302010	Full Line Insurance	30302015	Insurance Brokers
30302025	Property and Casualty Insurance	35101010	Real Estate Holding and Development
35101015	Real Estate Services	35102000	Diversified REITs
35102030	Office REITs	40201040	Rental & Leasing Services: Consumer
40202010	Home Construction	40202015	Household Furnishings
40202020	Household Appliance	40203040	Electronic Entertainment
40203045	Toys	40204020	Clothing & Accessories
40301010	Entertainment	40301030	Publishing
40301035	Radio & TV Broadcasters	40401010	Diversified Retailers
40401020	Apparel Retailers	40401025	Home Improvement Retailers
40401030	Specialty Retailers	40501010	Airlines
40501015	Travel & Tourism	40501020	Casinos & Gambling
40501025	Hotels & Motels	45101015	Distillers & Vintners
45101020	Soft Drinks	45102010	Farming Fishing Ranching & Plantations
45102020	Food Products	45103010	Tobacco
45201010	Food Retailers & Wholesalers	45201020	Personal Products
50101010	Construction	50101030	Cement
50101035	Building Materials: Other	50202010	Electrical Components
50203000	Diversified Industrials	50203015	Plastics
50203030	Containers & Packaging	50204000	Machinery: Industrial
50204020	Machinery: Construction & Handling	50205010	Industrial Suppliers
50205020	Back Office Support HR & Consulting	50205030	Forms & Bulk Printing Services
50206015	Commercial Vehicles & Parts	50206030	Marine Transportation
50206060	Transportation Services	55101000	Diversified Materials
55101020	Textile Products	55102000	General Mining
55102010	Iron & Steel	55102015	Metal Fabricating
55102035	Aluminum	60101000	Integrated Oil & Gas
60101020	Oil Refining and Marketing	65101010	Alternative Electricity
65101015	Conventional Electricity	65102030	Water



**ATHEX**  
Athens Stock Exchange

Λεωφ. Αθηνών 110 104 42 Αθήνα  
110, Athinon Ave. GR 104 42 Athens  
tel. (+30)210-33.66.800, fax (+30)210-33.66.101  
[www.athexgroup.gr](http://www.athexgroup.gr)