

22

Ημερήσιο Δελτίο  
Συναλλακτικής Δραστηριότητας

Daily Official List  
of Trading Activity

Wednesday, 9 March, 2022  
Year: 143 Trading Day No: 46



**ATHEXGROUP**  
Athens Exchange Group

**Disclaimer:**

Hellenic Exchanges-Athens Stock Exchange S.A endeavours to ensure that the data and other material ("Information") presented on the Daily Official List are accurate and complete, but it is not liable for any errors or omissions of data or /and for the accuracy, credibility, updating and completeness of the aforesaid information nor it has any liability arising directly or indirectly from the use of the above Information.

The Company is not liable for the accuracy of the data included in listed companies' announcements. Only the sender of such an announcement is fully and solely liable for any infringement of third party's rights from the content of such announcement. All contents of the Daily Official List are provided only for information purposes and do not constitute investment advice or solicitation to invest in securities or other products listed for trading on the Exchange.

You acknowledge and agree that the Company is the owner of any property rights related to any Information appearing on the Daily Official List including intellectual property rights copyright, trademarks, etc.

The above data are a property of the Hellenic Exchanges-Athens Exchange and are copyright protected. Users are forbidden to reproduce, modify, copy, sale, transmit or redistribute, by all reproduction means and methods, part or the whole of the above data, without reference to their source.

The commercial exploitation of these data is, also, forbidden by third parties. Hellenic Exchanges-Athens Exchange does not carry any responsibility, direct or indirect, derived from usage or accidental alteration of the above data when used by third parties.

---

**Hellenic Exchanges – Athens Stock Exchange S.A.**

110 Athinon Ave., 10442 Athens, Tel: (210) 33.66.800, Fax: (210) 32.13.938

[www.athexgroup.gr](http://www.athexgroup.gr)

---

**Thessalonica Stock Exchange Center (T.S.E.C)**

16-18 Katouni Str., Thessalonica 546 25 Tel: (2310) 567.667, Fax: (2310) 530.545

---

**Athex Members Guarantee Fund**

14-16 Fidiou Str., Athens 106 78, Tel: (210) 33.04.682, Fax: (210) 33.04.155

---

**Hellenic Republic Capital Market Commission**

1 Kolokotroni Str. & 1 Stadiou Str., Athens 10562 Tel: (210) 33.77.100 Fax: (210) 33.77.173

---

**Table of Contents**

---

**Section 1: Statistical Figures of Securities, Derivatives and Lending**

Summary of Markets

Athex Indices

Analytic Figures for Athex Market's Boards and Categories

Trading Details by Athex Sectors and Financial Instruments (ETFs)

Top 10 best &amp; worst performing Shares

Derivatives Summary

**Section 2: Analytic Figures of Shares Transactions**

Analytic Figures of Shares Transactions

Shares' Notes

**Section 3: Figures of Securities Transactions**

Securities Blocks Details

Shares Rights Details

Stock Borrowing

Forced Sales Details

Forced Sales Registered Shares

Exchange Traded Funds (ETFs) Characteristics

**Section 5: Bonds traded in Fixed Income Assets Market**

Convertible Corporate Bonds - Regulated Market

Non Convertible Corporate Bonds - Regulated Market

Government Bonds

Treasury Bills &amp; Zero Coupon Government Bonds

Government Bonds Traded with the Open Outcry Method

State Banks Bonds

**Section 6: Additional Infos**

Athex &amp; ATHEXClear Members List

List of Stocks under Market Making operations

**Section 7: Derivatives Market Analytic Figures**

Index Futures

Stock Futures

Index Options

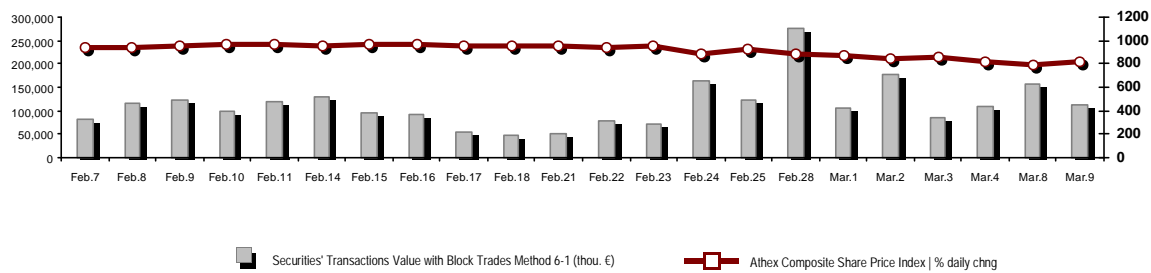
Stock Options

Stock Lending Analytic Figures

**Appendix A: Sectors codification for listed companies**

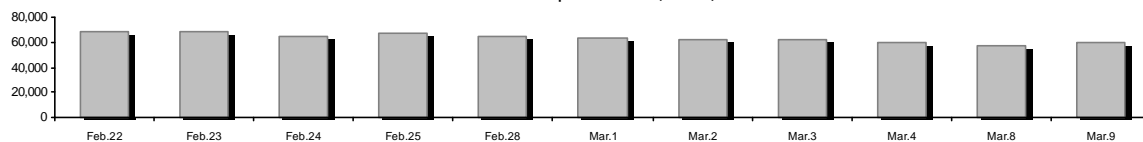
## Summary of Markets

Athex Composite Share Price Index vs Shares and Derivatives Transactions Value

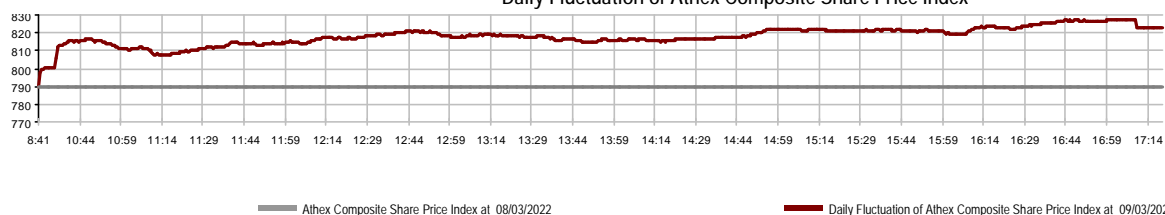


Athex Capitalisation (mill. €)**:	59,601.14		Derivatives Total Open Interest	316,527
Daily change: mill. €   %	2,253.28	3.93%	in Index Futures   % daily chng	2,522 -21.82%
Yearly Avg Capitalisation: mill. €   % chng prev year Avg	67,855.15	11.45%	in Stock Futures   % daily chng	312,073 0.89%
Athex Composite Share Price Index   % daily chng	822.97	4.22%	in Index Options   % daily chng	866 0.00%
Athex Composite Share Price Index Capitalisation (mill. €)	53,718.08		in Stock Options   % daily chng	1,066 0.28%
Daily change (mill. €)	2,185.64			
Securities' Transactions Value with Block Trades Method 6-1 (t)	110,836.56		Derivatives Contracts Volume:	44,028
Daily change: %	-46,137.59	-29.39%	Daily change: pieces   %	-31,245 -41.51%
YTD Avg Trans. Value: thou. €   % chng prev year Avg	94,041.38	34.63%	YTD Avg Derivatives Contracts % chng prev year Avg	36,332 -23.78%
Blocks Transactions Value of Method 6-1 (thou. €)	8,678.05		Derivatives Trades Number:	3,344
Blocks Transactions Value of Method 6-2 & 6-3 (thou. €)	656.00		Daily change: number   %	-1,506 -31.05%
Bonds Transactions Value (thou.€)	1,027.10		YTD Avg Trades number % chng prev year Avg	2,270 7.27%
Securities' Transactions Volume with Block Trades Method 6-1 (tho)	50,362.88		Lending Total Open Interest	684,366
Daily change: thou. pieces   %	-30,245.87	-37.52%	Daily change: pieces   %	24,245 3.67%
YTD Avg Volume: % chng prev year Avg	42,432.20	24.08%	Lending Volume (Multilateral/Bilateral)	66,988
Blocks Transactions Volume of Method 6-1 (thou. Pieces)	2,242.50		Daily change: pieces   %	34,877
Blocks Transactions Volume of Method 6-2 & 6-3 (thou. Pieces)	40.00		Multilateral Lending	56,488
Bonds Transactions Volume	1,066,000		Bilateral Lending	10,500
Securities' Trades Number with Block Trades Method 6-1	48,607		Lending Trades Number:	25
Daily change: number   %	-26,851	-35.58%	Daily change: %	7
YTD Avg Trades number % chng prev year Avg	36,700	22.61%	Multilateral Lending Trades Number	23
Number of Blocks Method 6-1	16		Bilateral Lending Trades Number	2
Number of Blocks Method 6-2 & 6-3	1			
Number of Bonds Transactions	119			

Athex Capitalisation (mill. €)\*\*



Daily Fluctuation of Athex Composite Share Price Index



## Athex Indices

Index name	09/03/2022	08/03/2022	pts.	%	Min	Max	Year min	Year max	Year change
Athex Composite Share Price Index	822.97 #	789.66	33.31	4.22%	789.66	827.11	788.83	973.27	-7.88% €
Athex ESG Index	931.37 #	891.11	40.26	4.52%	891.11	938.25	888.47	1,131.24	-8.10% €
FTSE/Athex Large Cap	1,974.39 #	1,889.19	85.20	4.51%	1,889.19	1,988.71	1,884.54	2,384.15	-8.12% €
FTSE/Athex Mid Cap Index	1,453.42 #	1,408.06	45.36	3.22%	1,408.06	1,456.86	1,396.00	1,615.19	-2.58% €
FTSE/ATHEX-CSE Banking Index	422.89 #	391.88	31.01	7.91%	391.88	428.49	382.96	569.66	-2.82% €
FTSE/ATHEX High Dividend Yield Index	2,838.08 #	2,763.89	74.19	2.68%	2,763.89	2,848.29	2,762.75	3,292.03	-8.57% €
FTSE/ATHEX Global Traders Index Plus	2,293.66 #	2,242.58	51.08	2.28%	2,242.58	2,306.48	2,205.66	2,580.30	-3.36% €
FTSE/ATHEX Mid & Small Cap Factor-Weighted Ind	4,375.22 #	4,286.95	88.27	2.06%	4,282.36	4,375.22	4,269.17	4,966.14	-6.28% €
ATHEX Select Index Plus	3,125.27 #	3,005.14	120.13	4.00%	3,005.14	3,128.06	2,990.50	3,578.04	-7.68% €
ATHEX Select Index	4,242.16 #	4,096.82	145.34	3.55%	4,096.82	4,259.60	4,076.44	4,953.99	-7.52% €
FTSE/Athex Market Index	478.82 #	458.48	20.34	4.44%	458.48	481.85	457.78	586.15	-10.69% €
Athex Composite Index Total Return Index	1,415.16 #	1,357.88	57.28	4.22%	1,357.88	1,422.28	1,356.45	1,673.61	-7.69% €
FTSE/Athex Large Cap Total Return	3,077.00 #	2,944.22	132.78	4.51%			2,944.22	3,702.87	-7.94% €
FTSE/Athex Mid Cap Total Return	1,867.90 #	1,809.60	58.30	3.22%			1,809.60	2,064.38	-2.58% €
FTSE/ATHEX-CSE Banking Total Return Index	364.13 #	337.43	26.70	7.91%			337.43	485.90	-2.81% €
Hellenic Mid & Small Cap Index	1,290.72 #	1,245.69	45.03	3.61%	1,245.69	1,292.44	1,243.70	1,451.84	-5.99% €
FTSE/Athex Banks	558.74 #	517.77	40.97	7.91%	517.77	566.14	505.99	752.66	-2.82% €
FTSE/Athex Insurance	3,020.11 €	3,036.00	-15.89	-0.52%	3,020.11	3,036.00	1,994.86	3,171.11	51.39% #
FTSE/Athex Financial Services	717.69 #	696.28	21.41	3.07%	696.28	723.99	691.33	831.60	-4.19% €
FTSE/Athex Industrial Goods & Services	3,458.00 #	3,389.86	68.14	2.01%	3,389.86	3,484.03	3,365.52	3,930.81	-7.34% €
FTSE/Athex Retail	48.62 #	46.80	1.82	3.89%	46.80	49.04	45.69	57.51	-1.22% €
FTSE/ATHEX Real Estate	4,191.74 #	3,948.68	243.06	6.16%	3,948.68	4,217.10	3,948.68	5,179.83	-12.89% €
FTSE/Athex Consumer Goods & Services	7,837.74 #	7,599.52	238.22	3.13%	7,599.52	7,837.74	7,260.09	8,381.33	7.96% #
FTSE/Athex Food & Beverage	7,152.99 #	6,812.46	340.53	5.00%	6,724.88	7,308.91	6,714.13	12,058.75	-36.88% €
FTSE/Athex Basic Resources	6,588.18 #	6,227.59	360.59	5.79%	6,227.59	6,590.65	6,227.37	8,197.29	-10.94% €
FTSE/Athex Construction & Materials	2,636.36 #	2,592.12	44.24	1.71%	2,592.12	2,666.19	2,533.53	3,209.28	-11.50% €
FTSE/Athex Energy	3,483.57 #	3,462.59	20.98	0.61%	3,462.59	3,581.13	3,443.49	3,854.94	1.16% #
FTSE/Athex Travel & Leisure	1,920.95 #	1,894.73	26.22	1.38%	1,894.73	1,954.08	1,889.71	2,197.16	-2.15% €
FTSE/Athex Technology	2,005.78 #	1,912.96	92.82	4.85%	1,912.15	2,018.27	1,912.15	2,281.35	-6.57% €
FTSE/Athex Telecommunications	4,519.80 #	4,377.01	142.79	3.26%	4,377.01	4,567.07	4,377.01	5,159.73	-0.57% €
FTSE/Athex Utilities	4,476.68 #	4,248.91	227.77	5.36%	4,248.91	4,497.38	4,203.53	5,208.71	-13.09% €
FTSE/Athex Health Care	448.33 #	439.27	9.06	2.06%	422.29	449.46	418.89	611.35	-18.85% €
FTSE/Athex Personal Products	7,237.50 #	7,086.52	150.98	2.13%	7,046.14	7,266.46	6,680.63	8,868.58	-17.04% €
Athex All Share Index	208.86 #	200.98	7.88	3.92%	208.86	208.86	200.98	248.43	-9.21% €
Hellenic Corporate Bond Index	119.78 €	120.54	-0.76	-0.63%			119.78	127.89	-6.26% €
Hellenic Corporate Bond Price Index	88.90 €	89.47	-0.57	-0.64%			88.90	95.40	-6.80% €

Note 1: FTSE/Med 100, Hellenic Corporate Bond Price Index and Hellenic Corporate Bond Index closing prices refer to the previous trading day of 04/03/2022.

Note 2: The Hellenic Mid & Small Cap Index is a Customized index calculated by the Athens Exchange.

## Analytic Figures for Athex Market's Boards and Categories

	Total Traded Securities	Main Market	Surveillance	Exchange Traded Funds (ETFs)
Totals	124	114	9	1
Gain / Lose / Same:	101 / 10 / 13	95 / 9 / 10	5 / 1 / 3	1 / 0 / 0
Athex Capitalisation (mill. €) **	59,601.14	59,354.55	246.59	
Daily Average Trans/ons Value(thou.€)	94,041.38	93,820.37	273.49	14.73
Transactions Value	111,492.56	110,920.82	507.37	64.37
Main Board:	102,158.51	101,586.77	507.37	64.37
Blocks Board 6_2_3:	9,334.05	9,334.05	0.00	0.00
Forced Sales Board:	0.00	0.00	0.00	0.00
Special Terms Board:	0.00	0.00	0.00	0.00
Daily Average Transactions Volume	42,432,201	41,456,136	986,264	687
Transactions Volume	50,402,878	48,024,308	2,375,337	3,233
Main Board:	48,120,378	45,741,808	2,375,337	3,233
Blocks Board 6_2_3:	2,282,500	2,282,500	0	0
Forced Sales Board:	0	0	0	0
Special Terms Board:	0	0	0	0
Daily Average Number of Trades	36,700	36,393	305	3
Number of Trades	48,608	48,090	511	7
Main Board:	48,591	48,073	511	7
Blocks Board 6_2_3:	17	17	0	0
Forced Sales Board:	0	0	0	0
Special Terms Board:	0	0	0	0

## Trading Details by Athex Sectors and Financial Instruments (ETFs)

Code	Sectors	Gain / Lose / Same	Number of Trades	Transactions Volume	Transactions Value	% of Total Trans. Value
3010	- Banks	6 / 0 / 0	18,504	37,745,911	44,492,714.32	39.91%
5510	- Basic Resources	13 / 1 / 1	1,406	507,798	1,174,106.50	1.05%
5010	- Construction & Materials	8 / 1 / 2	2,424	993,543	2,850,566.73	2.56%
4020	- Consumer Products & Services	6 / 0 / 2	2,778	815,982	9,531,765.87	8.55%
6010	- Energy	4 / 0 / 0	1,686	330,216	3,231,740.66	2.90%
12000	- Financial Instruments	1 / 0 / 0	7	3,233	64,367.90	0.06%
3020	- Financial Services	3 / 0 / 1	754	1,571,983	917,022.05	0.82%
4510	- Food Beverage & Tobacco	2 / 4 / 1	1,256	220,269	3,728,369.19	3.34%
2010	- Health Care	3 / 0 / 0	95	18,887	23,019.51	0.02%
5020	- Industrial Goods & Service	16 / 0 / 3	4,034	2,905,366	7,047,429.37	6.32%
3030	- Insurance	1 / 1 / 0	30	7,509	50,522.70	0.05%
4030	- Media	1 / 0 / 0	17	5,745	2,605.40	0.00%
4520	- Personal Care, Drug & Grocery Stores	3 / 0 / 0	108	79,094	87,809.87	0.08%
3510	- Real Estate	7 / 0 / 1	1,232	457,073	1,924,911.60	1.73%
4040	- Retail	6 / 1 / 0	913	200,614	639,078.47	0.57%
1010	- Technology	9 / 1 / 1	2,206	923,582	2,572,476.35	2.31%
1510	- Telecommunications	2 / 0 / 0	3,816	864,305	13,939,414.50	12.50%
4050	- Travel & Leisure	5 / 1 / 1	3,017	1,305,754	8,328,052.60	7.47%
6510	- Utilities	5 / 0 / 0	4,325	1,446,014	10,886,581.65	9.76%

## Top 10 best &amp; worst performing Shares

## Main Market

With positive Price change	Closing price	change	With negative Price change	Closing price	change
IDEAL HOLDINGS (CR)	3.18	11.58% #	KRI-KRI S.A. (CR)	7.42	-0.80% €
CENERGY HOLDINGS (CB)	3.435	9.92% #	EUROPEAN RELIANCE INSUR. (CR)	7.6	-0.52% €
PIRAEUS FINANCIAL HOLD (CR)	1.29	9.32% #			
REDS S.A. (CR)	2	8.70% #			
ALPHA SERVICES HOLD (CR)	1.056	8.42% #			
ELGEKA SA (CR)	0.499	8.24% #			
KLOUKINAS - LAPPAS SA (CR)	0.63	7.88% #			
NATIONAL BANK (CR)	2.865	7.71% #			
PREMIA (CR)	1.32	7.32% #			
MARFIN INVESTMENT GROUP (CR)	0.0284	7.17% #			
With the highest Transactions Value	Value (thou. €)	change	With the highest Transactions Volume	Volume	change
ALPHA SERVICES HOLD (CR)	16,101.55	8.42% #	ALPHA SERVICES HOLD (CR)	15,394,303	8.42% #
OTE (CR)	13,911.58	3.26% #	EUROBANK HOLDINGS (CR)	13,447,189	6.96% #
EUROBANK HOLDINGS (CR)	11,342.41	6.96% #	PIRAEUS FINANCIAL HOLD (CR)	4,962,893	9.32% #
NATIONAL BANK (CR)	10,684.66	7.71% #	NATIONAL BANK (CR)	3,778,534	7.71% #
JUMBO SA (CR)	9,056.57	3.02% #	MARFIN INVESTMENT GROUP (CR)	1,324,165	7.17% #
OPAP (CR)	7,219.30	1.09% #	OTE (CR)	861,036	3.26% #
PIRAEUS FINANCIAL HOLD (CR)	6,198.12	9.32% #	PPC (CR)	744,756	6.11% #
PPC (CR)	5,635.99	6.11% #	JUMBO SA (CR)	665,764	3.02% #
MYTILINEOS (CR)	4,212.39	1.52% #	INTRACOM HOLDINGS (CR)	650,645	6.62% #
TERNA ENERGY (CR)	4,045.30	4.03% #	OPAP (CR)	590,641	1.09% #

Note: Stocks that are not included in the "Under Supervision" category, and the transactions value is more than 10,000 €.

## Derivatives Summary

	Number of Trades	Volume	Open Interest
<b>Index Futures</b>	<b>316</b>	<b>1,354</b>	<b>2,522</b>
FTSE/Athex Banks	0	0	2
FTSE/Athex Large Cap	316	1,354	2,520
<b>Stock Futures</b>	<b>3,008</b>	<b>42,576</b>	<b>312,073</b>
ADMIE (IPTO) HOLDING S.A. (CR)	44	165	4,731
ALPHA SERVICES HOLD (CR)	531	16,724	80,467
CC HBC AG (CR)	84	165	1,399
CENERGY HOLDINGS (CB)	132	570	10,460
ELLAKTOR (CR)	18	260	12,384
EUROBANK HOLDINGS (CR)	277	5,941	47,304
EYDAP S.A. (CR)	0	0	466
FOURLIS (CR)	50	184	2,363
GEK TERNA (CR)	28	148	6,215
HELLENIC EXCHANGES-A.S.E. (CR)	76	422	1,483
HELLENIC PETROLEUM (CR)	44	103	1,524
INTRACOM HOLDINGS (CR)	124	936	6,570
JUMBO SA (CR)	52	230	1,122
LAMDA DEVELOPMENT SA (CR)	163	597	5,413
MARFIN INVESTMENT GROUP (CR)	6	322	33,630
MOTOR OIL (CR)	28	42	2,152
MYTILINEOS (CR)	117	616	6,392
NATIONAL BANK (CR)	467	6,979	26,736
OPAP (CR)	58	237	1,288
OTE (CR)	66	243	995
P.P.A. S.A. (CR)	10	14	709
PIRAEUS FINANCIAL HOLD (CR)	248	5,938	32,071
PPC (CR)	205	1,025	15,463
TERNA ENERGY (CR)	55	341	1,639
TITAN CEMENT (CB)	39	88	1,151
VIOHALCO SA/NV (CB)	86	286	7,946
<b>Index Options</b>	<b>15</b>	<b>68</b>	<b>866</b>
FTSE/Athex Large Cap	15	68	866
<b>Stock Options</b>	<b>5</b>	<b>30</b>	<b>1,066</b>
ALPHA SERVICES HOLD (CR)	0	0	250
NATIONAL BANK (CR)	0	0	652
OPAP (CR)	4	20	31
OTE (CR)	1	10	52
PIRAEUS FINANCIAL HOLD (CR)	0	0	11
PPC (CR)	0	0	70
<b>Total Derivatives Traded</b>	<b>3,344</b>	<b>44,028</b>	<b>316,527</b>











Number of Outstanding Securities	Nominal Value	Dividends [1]			Date of Last Coupon		Note	Shares	Closing price	% change	Previous closing price/date	Open price	Price min	Price max	Last price	Avg price	Last Bid [7]	Last Ask [7]	P/E after tax	Year	Volume	Trades	Transactions Value[8]	Company Mkt Value (thou. €)	Year low	Year high	Sector[ 4]
		2019	2020	2021	Dividend [2]	Right																					
5,867,311	0.300	---	---	---	11/08/2010	28/04/2017	5243	DIONIC (CR)	0.11	---	0.11	30/06/2020	---	---	---	---	---	---	---	---	---	---	---	645.40	0.11	0.11	50205010
66,948,210	0.300	---	---	---	22/09/2015	22/09/2015	5179	FOLLI FOLLIE (CR)	4.8	---	4.8	24/05/2018	---	---	---	---	---	---	---	---	---	---	---	321,351.41	4.8	4.8	40401030
12,417,000	0.310	---	---	---	27/08/2019	28/08/2017	5233	MLS MULTIMEDIA SA (CR)	0.57	---	0.57	12/05/2020	---	---	---	---	---	---	---	---	---	---	---	7,077.69	0.57	0.57	10101015
33,301,715	0.320	---	---	---	27/06/2003	08/07/2009	5241	AEGEK (CR)	0.035	---	0.035	25/06/2020	---	---	---	---	---	---	---	---	---	---	---	1,165.56	0.035	0.035	50101010
77,126,446	0.340	---	---	---	23/05/2005	18/08/2011	5206	G.E. DIMITRIOU (CR)	0.0125	---	0.0125	30/04/2019	---	---	---	---	---	---	---	---	---	---	---	964.08	0.0125	0.0125	40202020
7,085,888	1.59	---	---	---	02/07/1996	06/09/2010	5216	ELVIEMEK (CR)	2.6	---	2.6	30/09/2019	---	---	---	---	---	---	---	---	---	---	---	18,423.31	2.6	2.6	35101010
25,179,640	0.600	---	---	---	08/08/1994	19/09/2000	5191	J.BOUTARIS & SON (CR)	0.026	---	0.026	01/10/2018	---	---	---	---	---	---	---	---	---	---	---	742.45	0.026	0.026	45101015
1,540,000	0.600	---	---	---	08/08/1994	19/09/2000	5192	J.BOUTARIS & SON (PR)	0.057	---	0.057	01/10/2018	---	---	---	---	---	---	---	---	---	---	---	742.45	0.057	0.057	45101015

## Suspension Status

## Shares' Notes

Code	Note text
( )	- Adjusted dividends.
*	- Last adjusted closing price.
[1]	- Net dividends.
[2]	- The "Date of Last Coupon" for New listings refers to the date company's stocks started to trade in Athex
[3]	- The Company Market Value is referred to the number of outstanding shares
[4]	- Sectors codification can be found in Appendix A
[5]	- The Market Value refers to the total number of shares listed (including their several classes) in the exchange by the company.
[6]	- P/E greater than 100
[7]	- Last view of the Order Book before the end of the trading session
[8]	- All Blocks Methods' Transactions Value are included.
4750	- Transfer to the Under Surveillance Category from 8/4/2011.
4912	- Transfer to the Surveillance Category as of 31/7/2012.
4955	- Transfer to the Surveillance Category as from 5/4/2013.
4957	- Transfer to the Surveillance Category as from 5/4/2013.
4958	- Transfer to the Surveillance Category as from 5/4/2013.
4959	- Transfer to the Surveillance Category as from 5/4/2013.
5093	- Transfer to the Surveillance Category as of 8/4/2015.
5112	- Transfer to the Surveillance Category as of 15/04/2016.
5115	- Transfer to the Surveillance Category as of 15/04/2016.
5141	- Transfer to the Surveillance Category as of 10/05/2017.
5160	- Transfer to the Surveillance Category as of 15/04/2016.
5162	- Transfer to the Under Supervision Category as of 21/12/2009.
5165	- Transfer to the Surveillance Category as of 15/02/2018.
5179	- Suspension of trading as of 25/05/2018.
5191	- Suspension of trading as of 02/10/2018.
5192	- Suspension of trading as of 02/10/2018.
5193	- Transfer to the Surveillance Category as of 25/10/2018.
5194	- Transfer to the Surveillance Category as of 25/10/2018.
5197	- Transfer to the Surveillance Category as of 07/11/2018.
5206	- Suspension of trading as of 02/05/2019.
5216	- Suspension of trading as of 01/10/2019.
5232	- Transfer to the Under Surveillance Category from 08/04/2011.
5233	- Suspension of trading as of 13/05/2020.
5241	- Suspension of trading as of 26/06/2020.
5243	- Suspension of trading as of 01/07/2020.
5245	- Transfer to the Surveillance Category as of 09/07/2020.
5246	- Transfer to the Surveillance Category as of 09/07/2020.
5248	- Transfer to the Surveillance Category as of 06/09/20116.
5253	- Transfer to the Surveillance Category as of 14/5/2021.

Securities Blocks Details

Securities	Block Volume	Price	Block Trade Value	Time of approval	Note
JUMBO SA (CR)	25,000	13.59	339,750.00	10:50:29	20
JUMBO SA (CR)	20,000	13.59	271,800.00	10:57:07	20
NATIONAL BANK (CR)	500,000	2.81	1,402,500.00	11:00:26	20
JUMBO SA (CR)	50,000	13.59	679,500.00	11:12:59	20
TERNA ENERGY (CR)	125,070	13.00	1,625,910.00	11:21:09	20
ALPHA SERVICES HOLD (CR)	1,000,000	1.03	1,030,000.00	11:22:26	20
TERNA ENERGY (CR)	22,000	13.04	286,880.00	11:37:42	20
JUMBO SA (CR)	25,000	13.57	339,250.00	11:39:28	20
ALPHA SERVICES HOLD (CR)	300,000	1.04	311,700.00	11:54:11	20
JUMBO SA (CR)	25,000	13.58	339,500.00	12:49:52	20
JUMBO SA (CR)	25,000	13.59	339,750.00	13:41:26	20
OTE (CR)	22,000	16.13	354,860.00	15:13:53	20
OTE (CR)	23,430	16.18	379,097.40	15:36:12	20
OTE (CR)	40,000	16.40	656,000.00	16:40:57	18
OTE (CR)	25,000	16.26	406,500.00	16:49:30	20
PPC (CR)	30,000	7.66	229,800.00	16:55:07	20
JUMBO SA (CR)	25,000	13.65	341,250.00	17:19:11	20

Blocks Notes

- 9 - Method 6-1 / Special Fees
- 10 - Method 6-1 / Special Fees, SDS
- 14 - Method 6-3 / Settlement, Incomplete Buy and Sell
- 18 - Method 6-2 / SPOT 1
- 19 - Method 6-2 / SPOT 2
- 20 - Method 6-1 and Method 6-1 Same Day Settlement
- 21 - Other Pre-agreed

## Shares Rights Details

Occured date	Exercise from	Exercise until	Trading until	Rights	Price min	Price max	Closing price	Last Bid	Last Ask	Volume	Trades	Transactions Value
--------------	---------------	----------------	---------------	--------	-----------	-----------	---------------	----------	----------	--------	--------	--------------------

No Rights Transactions.



---

**Forced Sales Details**

---

Securities	Category of Security	Transactions Volume	Number of Trades	Transactions Value	Note
<b>No Forced Transactions.</b>					

---

---

**Forced Sales Notes**

---

- 1 - Compulsory Public Forced Sales
- 2 - Forced Sales of Fixed Registered Shares
- 3 - Forced Sales of Remaining Fractional Shares

## Exchange Traded Funds (ETFs) Characteristics

	Transactions Date (T)	Creation / Redemption	Units (T-1)	New Units (T-1)	Redemption Units (T-1)	Units (T) [1]	Fund Assets [2]	Net Unit Price	Dividend per Unit	Dividend Date
ALPHA ETF FTSE Athex Large Cap	09/03/2022	5,000	882,175	---	---	882,175	16,811,820.00	19.0572	0.71	01/07/2021

## ETFs Notes

[1] - Units (T) = Units (T-1) + New Units (T-1) - Redemption Units (T-1)

[2] - The Creation / Redemption Units of T-1 are included.

## Non Convertible Corporate Bonds - Regulated Market

Num Listed Bonds	Nominal price	Issue price	Today's Rate	Exp. Date	Duration (years)	Note	Coupon		Trading Unit	Corporate Bonds	Accrued Int.	Yield.T.Mat	Price min	Price max	Closing price	Previous closing price/date	Volume	Transactions Value	Last order		ear min	Year max		
							Common	Preferred											Price	Buy / Sell			Date	
120,000	1,000.00	1,000.00	3.95	04/04/2025	7	---	8	---	1	GEK TERNA S.A. (Non Convertible)	17.3361	3.3760	99.0020	100.5000	100.1182	99.3360	08/03/2022	55,000	56,018.51	99.8000	B	39/03/2022	99.3357	103.2000
320,000	1,000.00	1,000.00	3.40	21/07/2027	7	---	4	---	1	LAMDA DEVELOPMENT S.A. (Non Convertible)	4.6278	4.0680	94.0000	97.0000	96.0000	94.0000	08/03/2022	78,000	75,361.59	95.0000	B	39/03/2022	93.0000	102.0000
200,000	1,000.00	1,000.00	2.10	27/10/2027	7	---	3	---	1	O.P.A.P. S.A. (Non Convertible)	7.8750	2.3150	98.0000	99.8500	98.5733	98.0000	08/03/2022	107,000	106,288.90	96.5000	B	39/03/2022	96.0000	101.7500
150,000	1,000.00	1,000.00	2.65	22/10/2026	5	---	1	---	1	CPLP SHIPPING HOLDINGS PLC (Non Convertible)	10.3056	4.0650	---	---	---	94.2660	08/03/2022	---	---	93.5000	B	39/03/2022	94.2138	100.0000
250,000	1,000.00	1,000.00	2.45	16/11/2028	7	---	1	---	1	ELVALHALCOR S.A. (Non Convertible)	7.8264	4.2180	90.0001	91.0000	90.5001	91.0000	08/03/2022	4,000	3,651.31	91.5000	B	39/03/2022	90.5001	100.2900
120,000	1,000.00	1,000.00	2.65	06/12/2028	7	---	1	---	1	NOVAL PROPERTY REIC (Non Convertible)	6.9931	3.8500	---	---	---	93.3560	01/03/2022	---	---	91.0000	B	39/03/2022	93.3560	100.0000
300,000	1,000.00	1,000.00	2.30	14/12/2028	7	---	1	---	1	GEK TERNA S.A. (Non Convertible)	5.5583	3.9440	91.0000	91.0000	91.0000	91.0000	08/03/2022	1,000	915.56	89.0003	B	39/03/2022	91.0000	100.0000
500,000	1,000.00	1,000.00	2.75	03/07/2027	7	---	4	---	1	GEK TERNA S.A. (Non Convertible)	5.1181	4.3440	91.0123	92.5000	92.1450	91.4950	08/03/2022	155,000	142,350.55	92.0000	B	39/03/2022	91.0000	99.0000
200,000	1,000.00	1,000.00	3.60	12/03/2026	7	---	6	---	1	AEGEAN AIRLINES S.A. (Non Convertible)	17.9000	4.3360	95.0000	96.9990	95.8165	96.0010	08/03/2022	199,000	194,237.03	96.3500	B	39/03/2022	95.8165	101.3000
175,000	1,000.00	1,000.00	3.40	26/07/2024	5	---	6	---	1	ATTICA HOLDINGS S.A. (Non Convertible)	4.1556	5.1480	94.7000	97.0000	95.2432	94.5220	08/03/2022	118,000	112,877.36	94.6500	B	39/03/2022	94.5217	99.4500
90,000	1,000.00	1,000.00	3.00	11/05/2023	5	---	8	---	1	CORAL A.E. (Non Convertible)	10.0000	2.6210	100.0000	100.9000	100.0846	100.8000	08/03/2022	32,000	32,347.08	100.0000	B	39/03/2022	99.8036	102.0000
20,148	1,000.00	1,000.00	4.95	26/06/2023	5	---	8	---	1	B&F COMM. & GARM. INDUS. S.A. (Non Convertible)	10.1750	4.3900	99.3000	99.7000	99.6810	100.0000	08/03/2022	105,000	105,733.38	100.5000	B	39/03/2022	99.0000	101.0000
200,000	1,000.00	1,000.00	1.90	23/03/2028	7	---	2	---	1	MOTOR OIL CORINTH REFINERIES SA (Non Convertible)	8.9194	2.8140	94.9000	95.0000	94.9500	94.8000	08/03/2022	42,000	40,260.60	94.3000	B	39/03/2022	94.5000	99.2000
100,000	1,000.00	1,000.00	2.70	25/05/2026	5	---	2	---	1	COSTAMARE PARTICIPATIONS PLC (Non Convertible)	7.9500	3.4310	95.5001	97.0000	96.9999	95.7140	08/03/2022	10,000	9,704.50	95.6100	B	39/03/2022	95.3065	102.0000
300,000	1,000.00	1,000.00	2.30	20/07/2028	7	---	2	---	1	PRODEA REIC S.A.(Non Convertible)	3.1944	4.1210	89.0000	91.0000	90.4000	89.3430	08/03/2022	102,000	91,198.85	89.8000	B	39/03/2022	89.3428	98.1000
150,000	1,000.00	1,000.00	2.60	22/10/2026	7	---	5	---	1	TERNA ENERGY FINANCE S.A. (Non Convertible)	10.1111	3.2500	94.9900	96.6000	96.5251	96.4260	08/03/2022	43,000	41,940.58	93.5000	B	39/03/2022	92.9810	99.9900
100,000	1,000.00	1,000.00	2.80	25/01/2027	5	---	1	---	1	PREMIA S.A. (Non Convertible)	3.5000	3.5230	---	---	---	96.9000	08/03/2022	---	---	93.1712	B	39/03/2022	94.5000	99.5000
100,000	1,000.00	1,000.00	2.95	11/02/2027	5	---	1	---	1	SAFE BULKERS PARTICIPATIONS PLC (Non Convertible)	2.2944	4.2760	94.5000	94.5000	94.5000	94.5000	08/03/2022	15,000	14,209.42	91.1551	B	39/03/2022	94.5000	99.9900

## Corporate Bonds Notes

Transactions Volume = (Pieces) \* (Nominal Price). Transactions Value = (Pieces) \* (Nominal Price) \* (price %) + (Accrued interest).

The price of a Bond is stated as a percentage (%) of Bond's Nominal Price.

Nominal Price in Euros (€), except if it is noted differently.

## Government Bonds

Number Listed Bonds	Nominal price	Today's Rate	Accrued Interest Calc	Exp. Date [1]	Duration (years)	Note	Coupons Date	Curr. coupon value	Trading Unit	Government Bonds	Price min	Price max	Closing price	Previous closing price/date	Volume	Transactions Value	Price	Last order Buy / Sell	Date
3,000,000	1,000.00	4.38	Actual/Actual	01/08/2022	5	---	01/08	4.38	1	GGB-FXD-010822-05Y-4.375-1.000	---	---	---	---	---	---	1.0000	B	28/11/2018
4,500,000	1,000.00	1.88	Actual/Actual	04/02/2035	15	---	04/02	1.88	1	GGB-FXD-040235-15Y-1.875-1.000	---	---	---	---	---	---	---	---	---
2,500,000	1,000.00	3.45	Actual/Actual	02/04/2024	5	---	02/04	3.45	1	GGB-FXD-020424-05Y-3.450-1.000	---	---	---	---	---	---	---	---	---
6,000,000	1,000.00	0.75	Actual/Actual	18/06/2031	10	---	18/06	0.75	1	GGB-FXD-180631-10Y-0.750-1.000	---	---	---	---	---	---	---	---	---
4,355,990,324	1.00	3.50	Actual/Actual	30/01/2023	5	---	01/02 - 31/01	3.50	1	GGB-FXD-300123-05Y-3.500-1.000	---	---	---	94.5720 13/07/2018	---	---	1.0000	B	28/11/2018
5,962,747,327	1.00	3.75	Actual/Actual	30/01/2028	10	---	/02 - 01/02 - 31/	3.75	1	GGB-FXD-300128-10Y-3.750-1.000	---	---	---	85.4610 13/07/2018	---	---	1.0000	B	28/11/2018
6,567,309,386	1.00	3.90	Actual/Actual	30/01/2033	15	---	/02 - 01/02 - 31/	3.90	1	GGB-FXD-300133-15Y-3.900-1.000	---	---	---	78.6730 13/07/2018	---	---	1.0000	B	28/11/2018
5,222,848,349	1.00	4.00	Actual/Actual	30/01/2037	19	---	/02 - 01/02 - 31/	4.00	1	GGB-FXD-300137-19Y-4.000-1.000	---	---	---	77.0370 13/07/2018	---	---	1.0000	B	28/11/2018
5,126,770,669	1.00	4.20	Actual/Actual	30/01/2042	24	---	/02 - 01/02 - 31/	4.20	1	GGB-FXD-300142-24Y-4.200-1.000	---	---	---	77.7640 13/07/2018	---	---	1.0000	B	28/11/2018
119,550,565	1.00	4.30	Actual/Actual	24/02/2023	11	---	24/02	4.30	1	GGB-FXD-240223-11Y-2.000-1.000	---	---	---	10.0000 22/06/2015	---	---	10.0000	B	11/07/2019
48,794,718	1.00	4.30	Actual/Actual	24/02/2024	12	---	24/02	4.30	1	GGB-FXD-240224-12Y-2.000-1.000	---	---	---	10.0000 22/06/2015	---	---	---	---	---
40,248,141	1.00	4.30	Actual/Actual	24/02/2025	13	---	24/02	4.30	1	GGB-FXD-240225-13Y-2.000-1.000	---	---	---	10.0000 22/06/2015	---	---	---	---	---
59,586,043	1.00	4.30	Actual/Actual	24/02/2026	14	---	24/02	4.30	1	GGB-FXD-240226-14Y-2.000-1.000	---	---	---	10.0000 22/06/2015	---	---	---	---	---
41,118,344	1.00	4.30	Actual/Actual	24/02/2027	15	---	24/02	4.30	1	GGB-FXD-240227-15Y-2.000-1.000	---	---	---	10.0000 22/06/2015	---	---	---	---	---
45,137,734	1.00	4.30	Actual/Actual	24/02/2028	16	---	24/02	4.30	1	GGB-FXD-240228-16Y-2.000-1.000	---	---	---	10.0000 22/06/2015	---	---	---	---	---
61,768,888	1.00	4.30	Actual/Actual	24/02/2029	17	---	24/02	4.30	1	GGB-FXD-240229-17Y-2.000-1.000	---	---	---	10.0000 22/06/2015	---	---	---	---	---
54,567,744	1.00	4.30	Actual/Actual	24/02/2030	18	---	24/02	4.30	1	GGB-FXD-240230-18Y-2.000-1.000	---	---	---	10.0000 22/06/2015	---	---	---	---	---
37,541,515	1.00	4.30	Actual/Actual	24/02/2031	19	---	24/02	4.30	1	GGB-FXD-240231-19Y-2.000-1.000	---	---	---	10.0000 22/06/2015	---	---	---	---	---
37,558,317	1.00	4.30	Actual/Actual	24/02/2032	20	---	24/02	4.30	1	GGB-FXD-240232-20Y-2.000-1.000	---	---	---	10.0000 22/06/2015	---	---	---	---	---
37,473,732	1.00	4.30	Actual/Actual	24/02/2033	21	---	24/02	4.30	1	GGB-FXD-240233-21Y-2.000-1.000	---	---	---	10.0000 22/06/2015	---	---	---	---	---
33,888,293	1.00	4.30	Actual/Actual	24/02/2034	22	---	24/02	4.30	1	GGB-FXD-240234-22Y-2.000-1.000	---	---	---	10.0000 22/06/2015	---	---	---	---	---
35,177,800	1.00	4.30	Actual/Actual	24/02/2035	23	---	24/02	4.30	1	GGB-FXD-240235-23Y-2.000-1.000	---	---	---	10.0000 22/06/2015	---	---	---	---	---
35,547,268	1.00	4.30	Actual/Actual	24/02/2036	24	---	24/02	4.30	1	GGB-FXD-240236-24Y-2.000-1.000	---	---	---	10.0000 22/06/2015	---	---	---	---	---
40,246,306	1.00	4.30	Actual/Actual	24/02/2037	25	---	24/02	4.30	1	GGB-FXD-240237-25Y-2.000-1.000	---	---	---	10.0000 22/06/2015	---	---	---	---	---
37,643,952	1.00	4.30	Actual/Actual	24/02/2038	26	---	24/02	4.30	1	GGB-FXD-240238-26Y-2.000-1.000	---	---	---	10.0000 22/06/2015	---	---	---	---	---
36,977,100	1.00	4.30	Actual/Actual	24/02/2039	27	---	24/02	4.30	1	GGB-FXD-240239-27Y-2.000-1.000	---	---	---	10.0000 22/06/2015	---	---	---	---	---
41,615,000	1.00	4.30	Actual/Actual	24/02/2040	28	---	24/02	4.30	1	GGB-FXD-240240-28Y-2.000-1.000	---	---	---	10.0000 22/06/2015	---	---	---	---	---
42,227,208	1.00	4.30	Actual/Actual	24/02/2041	29	---	24/02	4.30	1	GGB-FXD-240241-29Y-2.000-1.000	---	---	---	10.0000 22/06/2015	---	---	---	---	---
68,288,487	1.00	4.30	Actual/Actual	24/02/2042	30	---	24/02	4.30	1	GGB-FXD-240242-30Y-2.000-1.000	---	---	---	10.0000 22/06/2015	---	---	---	---	---
4,000,000	1,000.00	3.88	Actual/Actual	12/03/2029	10	---	12/03	3.88	1	GGB-FXD-120329-10Y-3.875-1.000	---	---	---	---	---	---	100.0000	B	15/10/2019
4,500,000	1,000.00	0.00	Actual/Actual	12/02/2026	5	---	12/02	0.00	1	GGB-FXD-120226-05Y-0.000-1.000	---	---	---	---	---	---	---	---	---
3,000,000	1,000.00	3.38	Actual/Actual	15/02/2025	7	---	15/02	3.38	1	GGB-FXD-150225-07Y-3.375-1.000	---	---	---	---	---	---	---	---	---
250,250	1,000.00	2.90	Actual/Actual	20/03/2023	4	---	20/03	2.90	1	GGB-FXD-200323-04Y-2.900-1.000	---	---	---	---	---	---	---	---	---
964,000	1,000.00	3.25	Actual/Actual	20/03/2025	6	---	20/03	3.25	1	GGB-FXD-200325-06Y-3.250-1.000	---	---	---	---	---	---	---	---	---

## Government Bonds Notes

Transactions Volume = (Pieces) \* (Nominal Price). Transactions Value = (Pieces) \* (Nominal Price) \* (price %) + (Accrued interest).

The Value of current coupon for the issues with NV 0.01 euro refers to NV 100 euros

FLR: Floating Interest Rate.

[1] - The Expiration Date of the interest bearing period and the Date for coupon payment.

## Government Bonds

Number Listed Bonds	Nominal price	Today's Rate	Accrued Interest Calc	Exp. Date [1]	Duration (years)	Note	Coupons Date	Curr. coupon value	Trading Unit	Government Bonds	Price min	Price max	Closing price	Previous closing price/date	Volume	Transactions Value	Price	Last order Buy / Sell	Date
2,100,000	1,000.00	3.55	Actual/Actual	20/03/2026	7	---	20/03	3.55	1	GGB-FXD-200326-07Y-3.550-1.000	---	---	---	---	---	---	---	---	---
40,000	1,000.00	0.11	FLR Actual/360	16/09/2022	1	---	16/03 - 16/09	---	1	GGB-FLT-160922-01Y-0.108-1.000	---	---	---	---	---	---	---	---	---
5,500,000	1,000.00	1.50	Actual/Actual	18/06/2030	10	---	18/06	1.50	1	GGB-FXD-180630-10Y-1.500-1.000	---	---	---	---	---	---	---	---	---
5,364,250	1,000.00	3.25	Actual/Actual	20/03/2050	30	---	20/03	3.25	1	GGB-FXD-200350-30Y-3.250-1.000	---	---	---	---	---	---	---	---	---
2,424,361	1,000.00	2.00	Actual/Actual	22/04/2027	7	---	22/04	2.00	1	GGB-FXD-220427-07Y-2.000-1.000	---	---	---	---	---	---	99.9000	B	22/04/2020
2,500,000	1,000.00	1.88	Actual/Actual	23/07/2026	7	---	23/07	1.88	1	GGB-FXD-230726-07Y-1.875-1.000	---	---	---	---	---	---	---	---	---
3,500,000	1,000.00	1.88	Actual/Actual	24/01/2052	30	---	24/01	1.88	1	GGB-FXD-240152-30Y-1.875-1.000	---	---	---	---	---	---	---	---	---
3,000,000	1,000.00	1.75	Actual/Actual	26/01/2032	10	---	18/06	1.75	1	GGB-FXD-180632-10Y-1.750-1.000	---	---	---	---	---	---	---	---	---

## Government Bonds Notes

Transactions Volume = (Pieces) \* (Nominal Price). Transactions Value = (Pieces) \* (Nominal Price) \* (price %) + (Accrued interest).

The Value of current coupon for the issues with NV 0.01 euro refers to NV 100 euros

FLR: Floating Interest Rate.

[1] - The Expiration Date of the interest bearing period and the Date for coupon payment.

## Treasury Bills &amp; Zero Coupon Government Bonds

Issue Date	13-Week Maturity									26-Week Maturity									52-Week Maturity								
	Exp. Date	Initial Rate	Num Listed Bonds	Nominal price	Issue price	Last Trade Price	Last Trade Date	Volume Traded	Note	Exp. Date	Initial Rate	Num Listed Bonds	Nominal price	Issue price	Last Trade Price	Last Trade Date	Volume Traded	Note	Exp. Date	Initial Rate	Num Listed Bonds	Nominal price	Issue price	Last Trade Price	Last Trade Date	Volume Traded	Note
12/03/2021	---	---	---	---	---	---	---	---	---	---	---	---	---	---	---	---	---	---	11/03/2022	-0.22	1,000,000	1,000.00	1,002.24	---	---	---	---
11/06/2021	---	---	---	---	---	---	---	---	---	---	---	---	---	---	---	---	---	---	10/06/2022	-0.31	1,600,000	1,000.00	1,003.10	---	---	---	---
10/09/2021	---	---	---	---	---	---	---	---	---	---	---	---	---	---	---	---	---	---	09/09/2022	-0.31	1,000,000	1,000.00	1,003.14	---	---	---	---
10/12/2021	---	---	---	---	---	---	---	---	---	---	---	---	---	---	---	---	---	---	09/12/2022	-0.40	600,000	1,000.00	1,004.06	---	---	---	---

Bonds in Circulation	Currency / Min nominal traded Value	Coupons Payment Date	Current Coupon Value	Note	Coupon	Trading Unit	Issue Date	Duration (years)	Today's Interest	A.I.C in days	Bonds	Last price of previous days		Last Outcry in Cash (euro)		Trades in Pieces	Life min	Life Max	
												Price	Buy / Sell	Price	Buy / Sell				
<b>Corporate Bonds in Foreign Currency and Euro</b>																			
103,746	GBP / 10	01/12	0.25	---	63	1	01/12/1930	98	2.5	360	National Mortgage Bank	2.27	05/02/1996	2.27	S	05/02/1996	---	2.27	2.27
0	GBP / 10	01/12	0.25	---	65	1	01/12/1928	100	2.5	360	National Mortgage Bank	---	---	---	---	---	---	---	---

## Government Bonds Notes

A.I.C: Accrued Interest Calculation base.

FLR: Floating Interest Rate.

The minimum tradeable Nominal Value for all Demeterialised Government Titles is 100 Euros.

(μφρ-0)

## Athex &amp; ATHEXClear Members List

Member Name				Stock Market			Derivatives Market		ATHEXClear Member	
	Address	Phone	Fax	Market Member	Remote Member	Market Maker	Proprietary	Market Maker	General Clearing	Direct Clearing
A. SARRIS SECURITIES S.A.				a						
6, ΔΡΑΓΑΤΣΑΝΙΟΥ 6 ΑΘΗΝΑ	2103367700									
AEONIC SECURITIES C.I.F. P.L.C.				a	a					
, ΛΑΪΟΥ 6, ΓΡ. 301B, ANNA COURT	35725337600									
ALPHA BANK S.A.									a	
, ΣΤΑΔΙΟΥ 40 ΑΘΗΝΑ	2103260000									
ALPHA FINANCE INVESTMENT SERVICES SINGLE MEMBER SA				a		a	a	a		a
5, ΜΕΡΛΙΝ 5 ΑΘΗΝΑ	2103677400									
ARGUS STOCKBROKERS LTD				a	a		a			
25, 25 ΛΕΩΦΟΡΟΣ ΔΗΜΟΣΘΕΝΗ ΣΕΒΕΡΗ	0035722717000									
ATLANTIC SECURITIES LTD				a	a					
37, ΠΡΟΔΡΟΜΟΥ 37	0035722445400									
AXON SECURITIES S.A.				a			a			
48, ΣΤΑΔΙΟΥ 48 ΑΘΗΝΑ	2103363800									
BETA SECURITIES S.A.				a		a	a			a
29, Α.ΑΛΕΞΑΝΔΡΑΣ 29 ΑΘΗΝΑ	2106478930									
BNP PARIBAS SECURITIES SERVICES									a	
2, ΛΑΜΨΑΚΟΥ 2 ΑΘΗΝΑ	2107468500									
BOFA SECURITIES EUROPE SA				a	a					
, 112 AVENUE KL'BER 75116	+33 153655555									
CAPITAL SECURITIES S.A.				a			a			
58, ΜΗΤΡΟΠΟΛΕΩΣ 58 ΑΘΗΝΑ	2103369700									
CFS SECURITIES INVESTMENT SERVICES S.A.				a						
3, ΠΑΠΑΡΡΗΓΟΠΟΥΛΟΥ 3 ΑΘΗΝΑ	2103360800									
CITIGROUP GLOBAL MARKETS EUROPE AG				a	a					
16, REUTERWEG 16 FRANKFURT	+49 691366-0									
CITIGROUP GLOBAL MARKETS LIMITED				a						
1, 33 CANADA SQUARE - CANARY WHARF	+44 02079864000									
CREDIT SUISSE BANK (EUROPE), S.A.				a	a					
, CALLE AYALA 42, 3A PLANTA-B MADRID	+34917916000									
CREDIT SUISSE SECURITIES (EUROPE) LIMITED				a						
1, ONE CABOT SQUARE LONDON	+44 2078888888									
CYCLOS SECURITIES S.A.				a			a			
39, ΠΑΝΕΠΙΣΤΗΜΙΟΥ 39 ΑΘΗΝΑ	2103364300									
DEUTSCHE BANK S.A.					a					
1, GREAT WINCHESTER STREET LONDON	+44 20 754 54209	00441133361437								
DYNAMIC SECURITIES S.A.				a			a			a
, ΤΡΑΛΛΕΩΝ 2 & Α.ΣΥΓΓΡΟΥ 223 ΝΕΑ ΣΜΥΡΝΗ	2103677700									
EUROBANK EQUITIES INVESTMENT FIRM S.A				a		a	a	a		a
, ΦΙΛΕΛΛΗΝΩΝ 10 & ΞΕΝΟΦΩΝΤΟΣ 13 ΑΘΗΝΑ	2103720425									
EUROBANK S.A.									a	
, ΟΘΩΝΟΣ 8 ΑΘΗΝΑ	2103337000									
EUROCORP INVESTMENT SERVICES S.A.				a			a			a
14, ΠΛ.ΦΙΛΙΚΗΣ ΕΤΑΙΡΕΙΑΣ 14 ΑΘΗΝΑ	2107263600									
EUROTRUST INVESTMENT FIRM SA				a						
113, ΣΕΒΑΣΤΟΥΠΟΛΕΩΣ 113 ΑΘΗΝΑ	2103363100									
EUROXX SECURITIES S.A.				a		a	a	a		a
7, ΠΑΛΑΙΟΛΟΓΟΥ ΧΑΛΑΝΔΡΙ	(210)-6879400	(210)-6879401								
7, ΠΑΛΕΟΛΟΓΟΥ ΧΑΛΑΝΔΡΙ	+30 2106879400	210-6879401								
G. A. PERVANAS SECURITIES- INVESTMENT SERVICES S.A.				a						
7-9, ΣΟΦΟΚΛΕΟΥΣ 7-9 ΑΘΗΝΑ	2103727200									
GLOBAL CAPITAL SECURITIES & FINANCIAL SERVICES LTD				a	a					
50, ΛΑΡΧΙΠΕΡΙΣΚΟΠΟΥ ΜΑΚΑΡΙΟΥ Γ50	0035722710710									
HELLENIC AMERICAN SECURITIES S.A.				a		a	a			a
27, ΑΝΔΡΕΑ ΠΑΠΑΝΔΡΕΟΥ 27 ΜΑΡΟΥΣΙ	2103311100									
HELLENIC BANK (INVESTMENTS) LTD					a					
, ΑΥΞ.ΚΥΡΙΑΚΟΥ ΜΑΤΣΙ 31 - PO BOX 24747 NICOSIA	+357 22500100	357 22500110								
HSBC CONTINENTAL EUROPE									a	
109-111, Α.ΜΕΣΟΓΕΙΩΝ 109-111	2106960000									
INDEX SECURITIES S.A.				a						
6, ΔΡΑΓΑΤΣΑΝΙΟΥ 6 ΑΘΗΝΑ	2103213920									
J. CHR. MAVRIKIS SECURITIES S.A.				a						
5, ΣΟΦΟΚΛΕΟΥΣ 5 ΑΘΗΝΑ	2103216730									



## Athex &amp; ATHEXClear Members List

Member Name				Stock Market			Derivatives Market		ATHEXClear Member	
	Address	Phone	Fax	Market Member	Remote Member	Market Maker	Proprietary	Market Maker	General Clearing	Direct Clearing
KAPPA SECURITIES S.A.				a			a			
15, ΒΑΛΛΑΡΙΤΟΥ 15 ΑΘΗΝΑ	2103678600									
KARAMANOF SECURITIES & INVESTMENT SERVICES S.A.				a						
2, ΠΛ.ΑΓ.ΘΕΟΔΩΡΩΝ 2 ΑΘΗΝΑ	2103212947									
LAIKI FINANCIAL SERVICES LTD					a					
26, AVE. VYRONOS NICOSIA	357 22367367	357 22718567								
LEON DEPOLAS SECURITIES S.A.				a		a	a			
1, ΧΡΗΣΤΟΥ ΛΑΔΑ 1 ΑΘΗΝΑ	2103213276 -28									
MEGA EQUITY SECURITIES & FINANCIAL SERVICES PUBLIC LTD				a	a		a			
42-44, ΛΕΩΦ.ΓΡΙΒΑ ΔΙΓΕΝΗ 42-44	0035722711711									
MERIT SECURITIES S.A				a		a	a			a
5, ΣΟΦΟΚΛΕΟΥΣ 5 ΑΘΗΝΑ	2103671880									
MERRILL LYNCH INTERNATIONAL				a						
2, 2 KING EDWARD STREET LONDON	+44 20276281000									
N. CHRYSOCHOIDIS SECURITIES S.A.				a			a			a
7-9, ΣΟΦΟΚΛΕΟΥΣ 7-9 ΑΘΗΝΑ	2103213913									
NATIONAL BANK OF GREECE S.A.				a			a		a	
86, ΑΙΟΛΟΥ STR. ΑΘΗΝΑ	(210)-3341000	(210)-3228187								
68, ΑΚΑΔΗΜΙΑΣ STR. ΑΘΗΝΑ	(210)-3328817	(210)-3328678								
NATIONAL SECURITIES SINGLE MEMBER SA				a		a	a	a		
66, ΛΕΩΦΟΡΟΣ ΑΘΗΝΩΝ 128-132 & ΙΦΙΓΕΝΙΑΣ ΑΘΗΝΑ	2103328784									
NUNTIUS BROKERAGE AND INVESTMENT SERVICES S.A				a						
6, ΔΡΑΓΑΤΣΑΝΙΟΥ 6 ΑΘΗΝΑ	2103350599									
ONE PLUS CAPITAL LIMITED				a	a					
, 75 PRODROMOU AVENUE NICOSIA 1307	35722873760									
OPTIMA BANK S.A.				a		a	a	a	a	
32, ΑΙΓΙΑΛΕΙΑΣ 32 & ΠΑΡΑΔΕΙΣΟΥ ΜΑΡΟΥΣΙ	2108173663									
PANTELAKIS SECURITIES S.A.				a		a	a	a		
57, ΕΘΝΙΚΗΣ ΑΝΤΙΣΤΑΣΕΩΣ 57, ΚΤΙΡΙΟ Β CHALANDRI	2106965000									
PEGASUS SECURITIES S.A				a			a			
17, ΒΑΛΛΑΡΙΤΟΥ 17 & ΑΜΕΡΙΚΗΣ ΑΘΗΝΑ	2103670700									
PIRAEUS BANK S.A.				a			a		a	
, ΑΜΕΡΙΚΗΣ 4 ΑΘΗΝΑ	2103335000									
PIRAEUS SECURITIES S. A.				a		a	a	a		a
10, ΣΤΑΔΙΟΥ 10 ΑΘΗΝΑ	2103354100									
PROCHOICE SECURITIES LTD				a	a					
57, ΛΕΩΦ.ΣΠΥΡΟΥ ΚΥΠΡΙΑΝΟΥ 57, ΑΚΙΝΗΤΑ Φ	035724661192									
SHARELINK SECURITIES & FINANCIAL SERVICES LTD				a			a			
6, HOUSE-ΘΕΟΤΟΚΗ 6 ΜΕΓΑΡΟ ΕΛΜΗΝΑ	+357 22554200									
SOCIETE GENERALE S.A.				a	a		a			
, 17 COURS VALMY, CEDEX	+157290504									
SOLIDUS SECURITIES S.A				a			a			a
64, ΛΟΥΙΖΗΣ ΠΙΑΝΚΟΥΡ 64 ΑΘΗΝΑ	2106900600									
ST. EM. LAVRENTAKIS SECURITIES S.A.				a			a			
7-9, ΣΟΦΟΚΛΕΟΥΣ 7-9 ΑΘΗΝΑ	2103213336									
THE CYPRUS INVESTMENT & SECURITIES CORPORATION LTD				a	a					
154, ΛΕΩΦ. ΚΥΡΗΝΕΙΑΣ	0035722121700									
UBS EUROPE SE				a	a					
, OPERNTURM, BOCKENHEIMER LANDSTRASSE 2-4	496921790									
UBS LIMITED					a					
1, FINSBURY AVENUE LONDON	+44 2075687135									

## List of Stocks under Market Making operations

Securities	Market Maker	Start Market Making	Stock Category
<b>MLS MULTIMEDIA SA (CR)</b>			<b>Suspension Status</b>
	PIRAEUS SECURITIES S. A.	01/08/2019	
<b>ALPHA ETF FTSE Athex Large Cap</b>			<b>Exchange Traded Funds (ETFs)</b>
	ALPHA FINANCE INVESTMENT SERVICES SINGLE MEMBER SA	02/01/1900	
	NATIONAL SECURITIES SINGLE MEMBER SA	02/01/1900	
<b>ADMIE (IPTO) HOLDING S.A. (CR)</b>			<b>Main Market</b>
	EUROBANK EQUITIES INVESTMENT FIRM S.A	24/05/2021	
	HELLENIC AMERICAN SECURITIES S.A.	09/03/2020	
	PIRAEUS SECURITIES S. A.	29/06/2017	
<b>AEGEAN AIRLINES (CR)</b>			<b>Main Market</b>
	EUROBANK EQUITIES INVESTMENT FIRM S.A	22/09/2020	
<b>ALPHA SERVICES HOLD (CR)</b>			<b>Main Market</b>
	ALPHA FINANCE INVESTMENT SERVICES SINGLE MEMBER SA	29/02/2016	
	EUROBANK EQUITIES INVESTMENT FIRM S.A	22/10/2006	
	HELLENIC AMERICAN SECURITIES S.A.	25/07/2014	
	LEON DEPOLAS SECURITIES S.A.	04/01/2016	
	MERIT SECURITIES S.A	03/09/2012	
	NATIONAL SECURITIES SINGLE MEMBER SA	02/01/1900	
	PIRAEUS SECURITIES S. A.	28/05/2009	
<b>ANDROMEDA SA (CR)</b>			<b>Main Market</b>
	BETA SECURITIES S.A.	15/02/2021	
<b>AS COMPANY SA (CR)</b>			<b>Main Market</b>
	EUROBANK EQUITIES INVESTMENT FIRM S.A	01/04/2019	
<b>ATTICA BANK S.A. (CR)</b>			<b>Main Market</b>
	EUROXX SECURITIES S.A.	22/01/2016	
<b>AUTOHELLAS SA (CR)</b>			<b>Main Market</b>
	ALPHA FINANCE INVESTMENT SERVICES SINGLE MEMBER SA	01/07/2019	
	EUROXX SECURITIES S.A.	02/07/2018	
<b>AVAX S.A. (CR)</b>			<b>Main Market</b>
	EUROBANK EQUITIES INVESTMENT FIRM S.A	14/12/2015	
	PIRAEUS SECURITIES S. A.	01/02/2021	
<b>AVE (CR)</b>			<b>Main Market</b>
	EUROXX SECURITIES S.A.	05/06/2020	
<b>BRIQ PROPERTIES (CR)</b>			<b>Main Market</b>
	EUROBANK EQUITIES INVESTMENT FIRM S.A	09/09/2019	
	LEON DEPOLAS SECURITIES S.A.	22/02/2021	
<b>BYTE COMPUTER SA (CR)</b>			<b>Main Market</b>
	MERIT SECURITIES S.A	04/08/2008	
<b>CC HBC AG (CR)</b>			<b>Main Market</b>
	BETA SECURITIES S.A.	08/03/2021	
	NATIONAL SECURITIES SINGLE MEMBER SA	02/01/1900	
	PIRAEUS SECURITIES S. A.	04/05/2015	
<b>CENERGY HOLDINGS (CB)</b>			<b>Main Market</b>
	ALPHA FINANCE INVESTMENT SERVICES SINGLE MEMBER SA	02/01/2016	
	EUROBANK EQUITIES INVESTMENT FIRM S.A	02/01/2016	
<b>CNL CAPITAL (CR)</b>			<b>Main Market</b>
	MERIT SECURITIES S.A	01/10/2018	
<b>EKTER SA (CR)</b>			<b>Main Market</b>
	EUROBANK EQUITIES INVESTMENT FIRM S.A	16/10/2017	
	LEON DEPOLAS SECURITIES S.A.	21/05/2018	
<b>ELASTRON (CR)</b>			<b>Main Market</b>
	LEON DEPOLAS SECURITIES S.A.	20/02/2017	
<b>ELLAKTOR (CR)</b>			<b>Main Market</b>
	ALPHA FINANCE INVESTMENT SERVICES SINGLE MEMBER SA	18/03/2019	
	EUROBANK EQUITIES INVESTMENT FIRM S.A	01/06/2012	
	EUROXX SECURITIES S.A.	24/09/2018	
	NATIONAL SECURITIES SINGLE MEMBER SA	02/01/1900	
	PIRAEUS SECURITIES S. A.	22/10/2018	
<b>ELTON SA (CR)</b>			<b>Main Market</b>
	BETA SECURITIES S.A.	03/09/2012	
	LEON DEPOLAS SECURITIES S.A.	01/04/2019	
<b>ELVALHALCOR (CR)</b>			<b>Main Market</b>
	ALPHA FINANCE INVESTMENT SERVICES SINGLE MEMBER SA	07/05/2018	
	EUROBANK EQUITIES INVESTMENT FIRM S.A	07/05/2018	
<b>ELVE SA (CR)</b>			<b>Main Market</b>
	LEON DEPOLAS SECURITIES S.A.	02/11/2020	
<b>ENTERSOFT (CR)</b>			<b>Main Market</b>
	EUROBANK EQUITIES INVESTMENT FIRM S.A	22/06/2020	

## List of Stocks under Market Making operations

Securities	Market Maker	Start Market Making	Stock Category
<b>EUROBANK HOLDINGS (CR)</b>			Main Market
	ALPHA FINANCE INVESTMENT SERVICES SINGLE MEMBER SA	09/01/2006	
	EUROBANK EQUITIES INVESTMENT FIRM S.A	01/06/2012	
	HELLENIC AMERICAN SECURITIES S.A.	25/07/2014	
	LEON DEPOLAS SECURITIES S.A.	30/11/2018	
	MERIT SECURITIES S.A	06/11/2017	
	NATIONAL SECURITIES SINGLE MEMBER SA	02/01/1900	
	PIRAEUS SECURITIES S. A.	28/09/2009	
<b>EUROPEAN RELIANCE INSUR. (CR)</b>			Main Market
	BETA SECURITIES S.A.	27/07/2020	
	PANTELAKIS SECURITIES S.A.	15/07/2019	
<b>EYDAP S.A. (CR)</b>			Main Market
	ALPHA FINANCE INVESTMENT SERVICES SINGLE MEMBER SA	27/01/2020	
	EUROBANK EQUITIES INVESTMENT FIRM S.A	10/06/2019	
<b>FOURLIS (CR)</b>			Main Market
	EUROBANK EQUITIES INVESTMENT FIRM S.A	01/12/2016	
	PIRAEUS SECURITIES S. A.	06/03/2017	
<b>GEK TERNA (CR)</b>			Main Market
	BETA SECURITIES S.A.	08/03/2021	
	EUROBANK EQUITIES INVESTMENT FIRM S.A	24/05/2021	
	PIRAEUS SECURITIES S. A.	29/08/2019	
<b>GR. SARANTIS S.A. (CR)</b>			Main Market
	BETA SECURITIES S.A.	14/05/2012	
	EUROBANK EQUITIES INVESTMENT FIRM S.A	24/10/2016	
<b>HELLENIC EXCHANGES-A.S.E. (CR)</b>			Main Market
	HELLENIC AMERICAN SECURITIES S.A.	01/09/2014	
	NATIONAL SECURITIES SINGLE MEMBER SA	02/01/1900	
	PIRAEUS SECURITIES S. A.	04/05/2015	
<b>HELLENIC PETROLEUM (CR)</b>			Main Market
	HELLENIC AMERICAN SECURITIES S.A.	14/09/2015	
	PIRAEUS SECURITIES S. A.	20/03/2017	
<b>IDEAL HOLDINGS (CR)</b>			Main Market
	EUROBANK EQUITIES INVESTMENT FIRM S.A	07/06/2021	
	PIRAEUS SECURITIES S. A.	07/06/2021	
<b>IKTINOS HELLAS SA (CR)</b>			Main Market
	ALPHA FINANCE INVESTMENT SERVICES SINGLE MEMBER SA	01/04/2019	
	EUROBANK EQUITIES INVESTMENT FIRM S.A	25/02/2019	
	NATIONAL SECURITIES SINGLE MEMBER SA	02/01/1900	
<b>INFORM P. LYKOS (CR)</b>			Main Market
	BETA SECURITIES S.A.	31/01/2022	
<b>INTERCONTINENTAL (CR)</b>			Main Market
	LEON DEPOLAS SECURITIES S.A.	03/06/2019	
<b>INTERWOOD-XYLEMPORIA (CR)</b>			Main Market
	EUROBANK EQUITIES INVESTMENT FIRM S.A	05/07/2021	
	PANTELAKIS SECURITIES S.A.	01/07/2021	
<b>INTRAKAT (CR)</b>			Main Market
	BETA SECURITIES S.A.	04/10/2021	
<b>JUMBO SA (CR)</b>			Main Market
	BETA SECURITIES S.A.	01/02/2021	
	EUROBANK EQUITIES INVESTMENT FIRM S.A	25/05/2020	
	MERIT SECURITIES S.A	06/11/2017	
	PIRAEUS SECURITIES S. A.	06/03/2017	
<b>KARAMOLEGOS SA (CR)</b>			Main Market
	EUROXX SECURITIES S.A.	04/10/2019	
<b>KLOUKINAS - LAPPAS SA (CR)</b>			Main Market
	BETA SECURITIES S.A.	22/09/2014	
<b>KRI-KRI S.A. (CR)</b>			Main Market
	EUROBANK EQUITIES INVESTMENT FIRM S.A	07/05/2018	
	LEON DEPOLAS SECURITIES S.A.	16/01/2017	
<b>LAMDA DEVELOPMENT SA (CR)</b>			Main Market
	EUROBANK EQUITIES INVESTMENT FIRM S.A	08/12/2014	
	PANTELAKIS SECURITIES S.A.	06/11/2017	
	PIRAEUS SECURITIES S. A.	29/06/2017	
<b>LAMPASA HOTEL SA (CR)</b>			Main Market
	LEON DEPOLAS SECURITIES S.A.	16/01/2017	
<b>MARFIN INVESTMENT GROUP (CR)</b>			Main Market
	EUROBANK EQUITIES INVESTMENT FIRM S.A	23/03/2015	
	PIRAEUS SECURITIES S. A.	02/02/2009	

## List of Stocks under Market Making operations

Securities	Market Maker	Start Market Making	Stock Category
<b>MOTOR OIL (CR)</b>			<b>Main Market</b>
	BETA SECURITIES S.A.	08/03/2021	
	EUROBANK EQUITIES INVESTMENT FIRM S.A	22/10/2006	
	LEON DEPOLAS SECURITIES S.A.	01/04/2019	
	MERIT SECURITIES S.A	25/02/2019	
	NATIONAL SECURITIES SINGLE MEMBER SA	02/01/1900	
	PIRAEUS SECURITIES S. A.	04/05/2015	
<b>MYTILINEOS (CR)</b>			<b>Main Market</b>
	ALPHA FINANCE INVESTMENT SERVICES SINGLE MEMBER SA	15/04/2019	
	EUROBANK EQUITIES INVESTMENT FIRM S.A	20/09/2017	
	MERIT SECURITIES S.A	25/02/2019	
	NATIONAL SECURITIES SINGLE MEMBER SA	02/01/1900	
	PIRAEUS SECURITIES S. A.	04/05/2015	
<b>NATIONAL BANK (CR)</b>			<b>Main Market</b>
	ALPHA FINANCE INVESTMENT SERVICES SINGLE MEMBER SA	09/01/2006	
	BETA SECURITIES S.A.	01/02/2021	
	EUROBANK EQUITIES INVESTMENT FIRM S.A	22/10/2006	
	HELLENIC AMERICAN SECURITIES S.A.	25/07/2014	
	LEON DEPOLAS SECURITIES S.A.	20/05/2015	
	MERIT SECURITIES S.A	03/09/2012	
	NATIONAL SECURITIES SINGLE MEMBER SA	02/01/1900	
	PIRAEUS SECURITIES S. A.	08/09/2008	
<b>OPAP (CR)</b>			<b>Main Market</b>
	ALPHA FINANCE INVESTMENT SERVICES SINGLE MEMBER SA	09/01/2006	
	EUROBANK EQUITIES INVESTMENT FIRM S.A	22/10/2006	
	HELLENIC AMERICAN SECURITIES S.A.	25/07/2014	
	MERIT SECURITIES S.A	20/03/2017	
	NATIONAL SECURITIES SINGLE MEMBER SA	02/01/1900	
	PIRAEUS SECURITIES S. A.	04/05/2015	
<b>OTE (CR)</b>			<b>Main Market</b>
	ALPHA FINANCE INVESTMENT SERVICES SINGLE MEMBER SA	09/01/2006	
	EUROBANK EQUITIES INVESTMENT FIRM S.A	22/10/2006	
	HELLENIC AMERICAN SECURITIES S.A.	25/07/2014	
	LEON DEPOLAS SECURITIES S.A.	20/04/2015	
	MERIT SECURITIES S.A	20/03/2017	
	NATIONAL SECURITIES SINGLE MEMBER SA	02/01/1900	
	PIRAEUS SECURITIES S. A.	08/09/2008	
<b>P.P.A. S.A. (CR)</b>			<b>Main Market</b>
	EUROBANK EQUITIES INVESTMENT FIRM S.A	06/02/2019	
<b>PAPOUTSANIS (CR)</b>			<b>Main Market</b>
	BETA SECURITIES S.A.	25/11/2013	
	EUROBANK EQUITIES INVESTMENT FIRM S.A	06/12/2021	
<b>PETROPOULOS PETROS (CR)</b>			<b>Main Market</b>
	EUROBANK EQUITIES INVESTMENT FIRM S.A	01/04/2019	
	PANTELAKIS SECURITIES S.A.	16/03/2020	
<b>PIRAEUS FINANCIAL HOLD (CR)</b>			<b>Main Market</b>
	ALPHA FINANCE INVESTMENT SERVICES SINGLE MEMBER SA	15/04/2019	
	EUROBANK EQUITIES INVESTMENT FIRM S.A	22/10/2006	
	EUROXX SECURITIES S.A.	15/02/2016	
	HELLENIC AMERICAN SECURITIES S.A.	25/07/2014	
	LEON DEPOLAS SECURITIES S.A.	30/11/2018	
	MERIT SECURITIES S.A	16/09/2013	
	NATIONAL SECURITIES SINGLE MEMBER SA	02/01/1900	
	PIRAEUS SECURITIES S. A.	16/02/2009	
<b>PLAISIO COMPUTERS SA (CR)</b>			<b>Main Market</b>
	EUROBANK EQUITIES INVESTMENT FIRM S.A	02/03/2015	
<b>PPC (CR)</b>			<b>Main Market</b>
	ALPHA FINANCE INVESTMENT SERVICES SINGLE MEMBER SA	09/01/2006	
	BETA SECURITIES S.A.	01/02/2021	
	EUROBANK EQUITIES INVESTMENT FIRM S.A	22/10/2006	
	HELLENIC AMERICAN SECURITIES S.A.	01/09/2014	
	MERIT SECURITIES S.A	06/11/2017	
	NATIONAL SECURITIES SINGLE MEMBER SA	02/01/1900	
	PIRAEUS SECURITIES S. A.	28/09/2009	
<b>PREMIA (CR)</b>			<b>Main Market</b>
	BETA SECURITIES S.A.	01/06/2021	
	PANTELAKIS SECURITIES S.A.	23/12/2021	
<b>PROFILE SA (CR)</b>			<b>Main Market</b>
	PANTELAKIS SECURITIES S.A.	01/07/2019	

List of Stocks under Market Making operations

Securities	Market Maker	Start Market Making	Stock Category
<b>QUEST HOLDINGS (CR)</b>			
	BETA SECURITIES S.A.	26/03/2018	Main Market
	EUROBANK EQUITIES INVESTMENT FIRM S.A	28/01/2019	
<b>TERNA ENERGY (CR)</b>			
	BETA SECURITIES S.A.	08/03/2021	Main Market
	EUROBANK EQUITIES INVESTMENT FIRM S.A	24/05/2021	
	PIRAEUS SECURITIES S. A.	09/12/2019	
<b>THRACE PLASTICS SA (CR)</b>			
	ALPHA FINANCE INVESTMENT SERVICES SINGLE MEMBER SA	26/03/2018	Main Market
	EUROBANK EQUITIES INVESTMENT FIRM S.A	26/03/2018	
<b>TITAN CEMENT (CB)</b>			
	BETA SECURITIES S.A.	01/02/2021	Main Market
	EUROBANK EQUITIES INVESTMENT FIRM S.A	06/11/2019	
	PIRAEUS SECURITIES S. A.	18/01/2021	
<b>TZIRAKIAN PROFIL (CR)</b>			
	LEON DEPOLAS SECURITIES S.A.	19/07/2021	Main Market
<b>UNIBIOS (CR)</b>			
	LEON DEPOLAS SECURITIES S.A.	01/02/2021	Main Market
<b>VIOHALCO SA/NV (CB)</b>			
	ALPHA FINANCE INVESTMENT SERVICES SINGLE MEMBER SA	11/03/2008	Main Market
	EUROBANK EQUITIES INVESTMENT FIRM S.A	04/03/2014	
	MERIT SECURITIES S.A	17/03/2014	

Underlying Asset				Derivatives Market														
Price max	Price min	Closing price	change	Delivery Month	Open price	Price max	Price min	Last price	Closing price	Last Bid	Last Ask	Fixing price*	Life high	Life low	Trades	Volume	Open Interest	
<b>FTSE/Athex Large Cap</b>				(Trade Unit: 1 Index Point x 2€, Cash Settlement)														
1,988.71	1,889.19	1,974.39	4.51%	March 2022	1,929.75	1,990.00	1,929.75	1,980.00	1,980.00	---	---	---	2,382.00	---	291	1,194	---	2,200
				April 2022	1,942.50	1,984.00	1,932.25	1,984.00	1,984.00	---	---	---	2,350.00	---	25	160	---	320
				May 2022	---	---	---	---	1,896.75	---	---	---	---	---	---	---	---	---
				June 2022	---	---	---	---	1,899.75	---	---	---	---	---	---	---	---	---
				September 2022	---	---	---	---	1,909.25	---	---	---	---	---	---	---	---	---
				December 2022	---	---	---	---	1,919.00	---	---	---	---	---	---	---	---	---
<b>FTSE/Athex Banks</b>				(Trade Unit: 1 Index Point x 15€, Cash Settlement)														
566.14	517.77	558.74	7.91%	March 2022	---	---	---	---	521.00	---	---	---	694.50	---	---	---	---	2
				June 2022	---	---	---	---	520.75	---	---	---	---	---	---	---	---	---
				September 2022	---	---	---	---	523.25	---	---	---	---	---	---	---	---	---
				December 2022	---	---	---	---	526.00	---	---	---	---	---	---	---	---	---

Derivatives notes

Fixing prices and final open positions can be retrieved from the following path <http://www.helex.gr/el/web/guest/statistics-end-of-day-derivatives>

Underlying Asset				Derivatives Market													
Price max	Price min	Closing price	change	Delivery Month	Open price	Price max	Price min	Last price	Closing price	Last Bid	Last Ask	Fixing price*	Life high	Life low	Trades	Volume	Open Interest
2.325	2.175	2.29	6.02%	(Contract Size: 100 Securities, Physical Delivery)													
				March 2022	2.21	2.31	2.19	2.28	2.28	---	---	---	2.62	---	41	148	4,731
				June 2022	2.24	2.25	2.24	2.25	2.25	---	---	---	2.25	---	3	17	---
				September 2022	---	---	---	---	2.18	---	---	---	---	---	---	---	---
				December 2022	---	---	---	---	2.19	---	---	---	---	---	---	---	---
1.0815	1.022	1.056	8.42%	(Contract Size: 100 Securities, Physical Delivery)													
				March 2022	1.01	1.08	1.01	1.07	1.07	---	---	---	1.45	---	441	13,365	67,804
				June 2022	1.03	1.08	1.02	1.06	1.06	---	---	---	1.45	---	90	3,359	12,663
				September 2022	---	---	---	---	1.02	---	---	---	1.27	---	---	---	---
				December 2022	---	---	---	---	0.989	---	---	---	---	---	---	---	---
19.4	17.815	18.98	5.12%	(Contract Size: 100 Securities, Physical Delivery)													
				March 2022	17.73	19.14	17.50	18.76	18.76	---	---	---	31.99	---	60	119	1,323
				June 2022	19.23	19.23	18.49	18.84	18.84	---	---	---	27.57	---	24	46	76
				September 2022	---	---	---	---	18.25	---	---	---	---	---	---	---	---
				December 2022	---	---	---	---	18.34	---	---	---	---	---	---	---	---
3.435	3.13	3.435	9.92%	(Contract Size: 100 Securities, Physical Delivery)													
				March 2022	3.21	3.42	3.21	3.42	3.42	---	---	---	4.09	---	118	536	10,188
				June 2022	3.40	3.45	3.20	3.45	3.45	---	---	---	3.90	---	14	34	272
				September 2022	---	---	---	---	3.16	---	---	---	---	---	---	---	---
				December 2022	---	---	---	---	3.17	---	---	---	---	---	---	---	---
1.269	1.23	1.241	0.89%	(Contract Size: 100 Securities, Physical Delivery)													
				March 2022	1.25	1.25	1.25	1.25	1.25	---	---	---	1.54	---	18	260	10,897
				June 2022	---	---	---	---	1.21	---	---	---	1.36	---	---	---	1,487
				September 2022	---	---	---	---	1.24	---	---	---	---	---	---	---	---
				December 2022	---	---	---	---	1.25	---	---	---	---	---	---	---	---
0.86	0.818	0.845	6.96%	(Contract Size: 100 Securities, Physical Delivery)													
				March 2022	0.832	0.862	0.822	0.850	0.850	---	---	---	1.17	---	241	5,481	44,963
				June 2022	0.845	0.866	0.825	0.854	0.854	---	---	---	1.15	---	36	460	2,341
				September 2022	---	---	---	---	0.798	---	---	---	---	---	---	---	---
				December 2022	---	---	---	---	0.802	---	---	---	---	---	---	---	---
6.95	6.71	6.89	4.39%	(Contract Size: 100 Securities, Physical Delivery)													
				March 2022	---	---	---	---	6.62	---	---	---	8.10	---	---	---	466
				June 2022	---	---	---	---	6.64	---	---	---	---	---	---	---	---
				September 2022	---	---	---	---	6.67	---	---	---	---	---	---	---	---
				December 2022	---	---	---	---	6.70	---	---	---	---	---	---	---	---

Derivatives notes

Fixing prices and final open positions can be retrieved from the following path <http://www.helex.gr/el/web/guest/statistics-end-of-day-derivatives>

Underlying Asset				Derivatives Market													
Price max	Price min	Closing price	change	Delivery Month	Open price	Price max	Price min	Last price	Closing price	Last Bid	Last Ask	Fixing price*	Life high	Life low	Trades	Volume	Open Interest
<b>FOURLIS (CR)</b>																	
(Contract Size: 100 Securities, Physical Delivery)																	
3.82	3.66	3.755	4.02%	March 2022	3.70	3.80	3.64	3.78	3.78	---	---	---	4.53	---	35	123	2,310
				June 2022	3.79	3.80	3.77	3.80	3.80	---	---	---	4.14	---	15	61	53
				September 2022	---	---	---	---	3.65	---	---	---	---	---	---	---	---
				December 2022	---	---	---	---	3.67	---	---	---	---	---	---	---	---
<b>GEK TERNA (CR)</b>																	
(Contract Size: 100 Securities, Physical Delivery)																	
8.39	8.1	8.29	2.35%	March 2022	8.21	8.38	8.21	8.29	8.29	---	---	---	10.10	---	24	141	5,990
				June 2022	8.27	8.29	8.26	8.29	8.29	---	---	---	9.56	---	4	7	225
				September 2022	---	---	---	---	8.19	---	---	---	---	---	---	---	---
				December 2022	---	---	---	---	8.23	---	---	---	---	---	---	---	---
<b>HELLENIC EXCHANGES-A.S.E. (CR)</b>																	
(Contract Size: 100 Securities, Physical Delivery)																	
3.595	3.5	3.55	2.75%	March 2022	3.56	3.58	3.52	3.55	3.55	---	---	---	4.10	---	29	191	1,374
				June 2022	3.54	3.55	3.50	3.55	3.55	---	---	---	4.08	---	47	231	109
				September 2022	---	---	---	---	3.49	---	---	---	---	---	---	---	---
				December 2022	---	---	---	---	3.51	---	---	---	---	---	---	---	---
<b>HELLENIC PETROLEUM (CR)</b>																	
(Contract Size: 100 Securities, Physical Delivery)																	
7.02	6.78	6.8	0.44%	March 2022	6.99	7.00	6.78	6.78	6.78	---	---	---	7.22	---	28	63	1,488
				June 2022	6.84	6.84	6.62	6.62	6.62	---	---	---	7.08	---	16	40	36
				September 2022	---	---	---	---	6.84	---	---	---	---	---	---	---	---
				December 2022	---	---	---	---	6.88	---	---	---	---	---	---	---	---
<b>INTRACOM HOLDINGS (CR)</b>																	
(Contract Size: 100 Securities, Physical Delivery)																	
1.73	1.684	1.706	6.62%	March 2022	1.67	1.72	1.65	1.69	1.69	---	---	---	2.14	---	104	684	6,115
				June 2022	1.74	1.76	1.68	1.68	1.68	---	---	---	1.92	---	20	252	455
				September 2022	---	---	---	---	1.62	---	---	---	---	---	---	---	---
				December 2022	---	---	---	---	1.63	---	---	---	---	---	---	---	---
<b>JUMBO SA (CR)</b>																	
(Contract Size: 100 Securities, Physical Delivery)																	
13.7	13.4	13.65	3.02%	March 2022	13.60	13.65	13.56	13.62	13.62	---	---	---	14.38	---	48	216	1,118
				June 2022	13.53	13.60	13.53	13.60	13.60	---	---	---	13.94	---	4	14	4
				September 2022	---	---	---	---	13.39	---	---	---	---	---	---	---	---
				December 2022	---	---	---	---	13.46	---	---	---	---	---	---	---	---
<b>LAMDA DEVELOPMENT SA (CR)</b>																	
(Contract Size: 100 Securities, Physical Delivery)																	
6.04	5.74	6.005	6.28%	March 2022	5.78	6.07	5.75	6.07	6.07	---	---	---	7.58	---	140	442	4,793
				June 2022	5.76	6.11	5.75	6.11	6.11	---	---	---	7.07	---	23	155	620
				September 2022	---	---	---	---	5.71	---	---	---	---	---	---	---	---
				December 2022	---	---	---	---	5.74	---	---	---	---	---	---	---	---

Derivatives notes

Fixing prices and final open positions can be retrieved from the following path <http://www.helex.gr/el/web/guest/statistics-end-of-day-derivatives>



Underlying Asset				Derivatives Market													
Price max	Price min	Closing price	change	Delivery Month	Open price	Price max	Price min	Last price	Closing price	Last Bid	Last Ask	Fixing price*	Life high	Life low	Trades	Volume	Open Interest
<b>MARFIN INVESTMENT GROUP (CR)</b>				(Contract Size: 100 Securities, Physical Delivery)													
0.0284	0.0271	0.0284	7.17%	March 2022	0.026	0.029	0.026	0.029	0.029	---	---	---	0.038	---	5	212	33,630
				June 2022	0.028	0.028	0.028	0.028	0.028	---	---	---	0.028	---	1	110	---
				September 2022	---	---	---	---	0.027	---	---	---	---	---	---	---	---
				December 2022	---	---	---	---	0.027	---	---	---	---	---	---	---	---
<b>MOTOR OIL (CR)</b>				(Contract Size: 100 Securities, Physical Delivery)													
13.75	13.38	13.38	0.60%	March 2022	13.76	13.76	13.52	13.53	13.53	---	---	---	15.55	---	28	42	2,142
				June 2022	---	---	---	---	13.09	---	---	---	14.02	---	---	---	10
				September 2022	---	---	---	---	13.44	---	---	---	---	---	---	---	---
				December 2022	---	---	---	---	13.51	---	---	---	---	---	---	---	---
<b>MYTILINEOS (CR)</b>				(Contract Size: 100 Securities, Physical Delivery)													
14.25	14.07	14.07	1.52%	March 2022	14.22	14.24	14.09	14.11	14.11	---	---	---	16.25	---	90	459	6,100
				June 2022	14.18	14.29	14.12	14.17	14.17	---	---	---	15.69	---	27	157	292
				September 2022	---	---	---	---	14.01	---	---	---	---	---	---	---	---
				December 2022	---	---	---	---	14.08	---	---	---	---	---	---	---	---
<b>NATIONAL BANK (CR)</b>				(Contract Size: 100 Securities, Physical Delivery)													
2.89	2.761	2.865	7.71%	March 2022	2.79	2.88	2.74	2.87	2.87	---	---	---	3.83	---	398	6,376	25,344
				June 2022	2.80	2.89	2.78	2.87	2.87	---	---	---	3.79	---	69	603	1,392
				September 2022	---	---	---	---	2.69	---	---	---	---	---	---	---	---
				December 2022	---	---	---	---	2.70	---	---	---	---	---	---	---	---
<b>OPAP (CR)</b>				(Contract Size: 100 Securities, Physical Delivery)													
12.38	12.1	12.1	1.09%	March 2022	12.45	12.45	12.02	12.10	12.10	---	---	---	13.80	---	49	211	1,245
				June 2022	12.28	12.33	12.10	12.10	12.10	---	---	---	13.56	---	9	26	43
				September 2022	---	---	---	---	12.10	---	---	---	---	---	---	---	---
				December 2022	---	---	---	---	12.16	---	---	---	---	---	---	---	---
<b>OTE (CR)</b>				(Contract Size: 100 Securities, Physical Delivery)													
16.4	15.935	16.17	3.26%	March 2022	16.05	16.27	16.03	16.05	16.05	---	---	---	18.42	---	57	218	933
				June 2022	16.33	16.33	16.08	16.17	16.17	---	---	---	18.10	---	9	25	62
				September 2022	---	---	---	---	15.83	---	---	---	---	---	---	---	---
				December 2022	---	---	---	---	15.91	---	---	---	---	---	---	---	---
<b>P.P.A. S.A. (CR)</b>				(Contract Size: 100 Securities, Physical Delivery)													
15.6	14.98	15.3	0.66%	March 2022	15.31	15.31	15.00	15.13	15.13	---	---	---	18.16	---	6	7	704
				June 2022	15.41	15.41	15.22	15.22	15.22	---	---	---	16.75	---	4	7	5
				September 2022	---	---	---	---	15.36	---	---	---	---	---	---	---	---
				December 2022	---	---	---	---	15.44	---	---	---	---	---	---	---	---

Derivatives notes

Fixing prices and final open positions can be retrieved from the following path <http://www.helex.gr/el/web/guest/statistics-end-of-day-derivatives>

Underlying Asset				Derivatives Market													
Price max	Price min	Closing price	change	Delivery Month	Open price	Price max	Price min	Last price	Closing price	Last Bid	Last Ask	Fixing price*	Life high	Life low	Trades	Volume	Open Interest
<b>PIRAEUS FINANCIAL HOLD (CR)</b>																	
(Contract Size: 100 Securities, Physical Delivery)																	
1.297	1.21	1.29	9.32%	March 2022	1.22	1.29	1.22	1.29	1.29	---	---	---	1.72	---	215	4,198	28,413
				June 2022	1.27	1.28	1.23	1.27	1.27	---	---	---	1.68	---	33	1,740	3,658
				September 2022	---	---	---	---	1.19	---	---	---	---	---	---	---	---
				December 2022	---	---	---	---	1.20	---	---	---	---	---	---	---	---
<b>PPC (CR)</b>																	
(Contract Size: 100 Securities, Physical Delivery)																	
7.72	7.335	7.64	6.11%	March 2022	7.41	7.71	7.36	7.57	7.57	---	---	---	10.69	---	181	807	14,937
				June 2022	7.50	7.72	7.39	7.72	7.72	---	---	---	9.47	---	24	218	526
				September 2022	---	---	---	---	7.28	---	---	---	---	---	---	---	---
				December 2022	---	---	---	---	7.31	---	---	---	---	---	---	---	---
<b>TERNA ENERGY (CR)</b>																	
(Contract Size: 100 Securities, Physical Delivery)																	
13.56	13	13.42	4.03%	March 2022	13.00	13.59	13.00	13.52	13.52	---	---	---	13.89	---	38	181	1,426
				June 2022	13.19	13.61	13.19	13.40	13.40	---	---	---	13.61	---	17	160	213
				September 2022	---	---	---	---	13.04	---	---	---	---	---	---	---	---
				December 2022	---	---	---	---	13.10	---	---	---	---	---	---	---	---
<b>TITAN CEMENT (CB)</b>																	
(Contract Size: 100 Securities, Physical Delivery)																	
11.98	11.68	11.78	1.20%	March 2022	11.84	11.87	11.69	11.77	11.77	---	---	---	15.10	---	35	80	1,116
				June 2022	11.83	12.04	11.83	11.85	11.85	---	---	---	14.58	---	4	8	35
				September 2022	---	---	---	---	11.76	---	---	---	---	---	---	---	---
				December 2022	---	---	---	---	11.82	---	---	---	---	---	---	---	---
<b>VIOHALCO SA/NV (CB)</b>																	
(Contract Size: 100 Securities, Physical Delivery)																	
3.92	3.72	3.92	6.81%	March 2022	3.82	3.92	3.76	3.92	3.92	---	---	---	5.15	---	75	224	7,902
				June 2022	3.74	3.97	3.74	3.97	3.97	---	---	---	5.31	---	11	62	44
				September 2022	---	---	---	---	3.71	---	---	---	---	---	---	---	---
				December 2022	---	---	---	---	3.73	---	---	---	---	---	---	---	---

Derivatives notes

Fixing prices and final open positions can be retrieved from the following path <http://www.helex.gr/el/web/guest/statistics-end-of-day-derivatives>

FTSE/Athex Large Cap

(Trade Unit: 1 Index Point x 2€ - Exercise Style: European, Cash Settlement)

Call Options														Put Options																			
Exercise Price	March 2022							April 2022							Other Months		March 2022							April 2022							Other Months		Exercise Price
	Open price	Price max	Price min	Last price	Closing price	Volume	Open Interest	Open price	Price max	Price min	Last price	Closing price	Volume	Open Interest	Volume	Open Interest	Open price	Price max	Price min	Last price	Closing price	Volume	Open Interest	Open price	Price max	Price min	Last price	Closing price	Volume	Open Interest	Volume	Open Interest	
1,775	0.00	0.00	0.00	-	99.50	-	-	0.00	0.00	0.00	-	115.00	-	-			0.00	0.00	0.00	-	3.40	-	-	0.00	0.00	0.00	-	21.00	-	-			1,775
1,800	0.00	0.00	0.00	-	78.00	-	-	0.00	0.00	0.00	-	97.50	-	-			0.00	0.00	0.00	-	6.80	-	-	0.00	0.00	0.00	-	28.25	-	-			1,800
1,825	0.00	0.00	0.00	-	58.50	-	-	0.00	0.00	0.00	-	81.50	-	-			0.00	0.00	0.00	-	12.50	-	-	0.00	0.00	0.00	-	37.25	-	-			1,825
1,850	0.00	0.00	0.00	-	42.00	-	-	0.00	0.00	0.00	-	67.00	-	-			0.00	0.00	0.00	-	20.75	-	-	0.00	0.00	0.00	-	48.00	-	-			1,850
1,875	0.00	0.00	0.00	-	28.50	-	-	0.00	0.00	0.00	-	54.50	-	-			0.00	0.00	0.00	-	32.25	-	-	0.00	0.00	0.00	-	60.50	-	-			1,875
1,900	0.00	0.00	0.00	-	18.50	-	2	0.00	0.00	0.00	-	43.75	-	-			0.00	0.00	0.00	-	47.25	-	1	55.00	55.00	55.00	55.00	55.00	3	-			1,900
1,925	0.00	0.00	0.00	-	11.25	-	-	120.00	120.00	120.00	120.00	120.00	1	1			0.00	0.00	0.00	-	65.00	-	-	0.00	0.00	0.00	-	90.00	-	-			1,925
1,950	58.00	63.00	58.00	63.00	63.00	2	20	0.00	0.00	0.00	-	26.75	-	20			40.00	63.00	33.50	33.50	33.50	6	20	0.00	0.00	0.00	-	107.00	-	-			1,950
1,975	0.00	0.00	0.00	-	3.40	-	-	78.00	78.00	78.00	78.00	78.00	25	-			0.00	0.00	0.00	-	107.00	-	-	0.00	0.00	0.00	-	126.00	-	-			1,975
2,000	35.00	35.00	31.00	31.00	31.00	10	20	78.00	78.00	78.00	78.00	78.00	1	-			0.00	35.00	0.00	-	130.00	-	21	108.00	108.00	108.00	108.00	108.00	20	20			2,000
2,050	0.00	0.00	0.00	-	0.35	-	-	0.00	0.00	0.00	-	8.40	-	-			0.00	0.00	0.00	-	179.00	-	20	0.00	0.00	0.00	-	189.00	-	20			2,050
2,100	0.00	0.00	0.00	-	0.06	-	2	0.00	0.00	0.00	-	4.30	-	1			0.00	0.00	0.00	-	229.00	-	-	0.00	0.00	0.00	-	235.00	-	20			2,100
2,150	0.00	0.00	0.00	-	0.01	-	4	0.00	0.00	0.00	-	2.10	-	-			0.00	0.00	0.00	-	279.00	-	40	0.00	0.00	0.00	-	282.00	-	-			2,150
2,200	0.00	0.00	0.00	-	0.01	-	26	0.00	0.00	0.00	-	0.96	-	5			0.00	0.00	0.00	-	329.00	-	20	0.00	0.00	0.00	-	331.00	-	20			2,200
2,250	0.00	0.00	0.00	-	0.01	-	54	0.00	0.00	0.00	-	0.42	-	22			0.00	0.00	0.00	-	379.00	-	60	0.00	0.00	0.00	-	380.00	-	5			2,250
2,300	0.00	0.00	0.00	-	0.01	-	94	0.00	0.00	0.00	-	0.17	-	43			0.00	0.00	0.00	-	429.00	-	50	0.00	0.00	0.00	-	430.00	-	3			2,300
2,350	0.00	0.00	0.00	-	0.01	-	49	0.00	0.00	0.00	-	0.07	-	1			0.00	0.00	0.00	-	478.00	-	101	0.00	0.00	0.00	-	480.00	-	-			2,350
2,400	0.00	0.00	0.00	-	0.01	-	21	0.00	0.00	0.00	-	0.03	-	-			0.00	0.00	0.00	-	528.00	-	20	0.00	0.00	0.00	-	530.00	-	20			2,400
2,450	0.00	0.00	0.00	-	0.01	-	20	0.00	0.00	0.00	-	0.01	-	-			0.00	0.00	0.00	-	578.00	-	-	0.00	0.00	0.00	-	580.00	-	-			2,450
2,500	0.00	0.00	0.00	-	0.02	-	-	0.00	0.00	0.00	-	0.06	-	-			0.00	0.00	0.00	-	628.00	-	-	0.00	0.00	0.00	-	629.00	-	-			2,500
2,550	0.00	0.00	0.00	-	0.03	-	-	0.00	0.00	0.00	-	0.02	-	-			0.00	0.00	0.00	-	678.00	-	-	0.00	0.00	0.00	-	679.00	-	-			2,550
2,600	0.00	0.00	0.00	-	0.01	-	-	0.00	0.00	0.00	-	0.01	-	-			0.00	0.00	0.00	-	728.00	-	-	0.00	0.00	0.00	-	729.00	-	-			2,600
2,650	0.00	0.00	0.00	-	0.14	-	-	0.00	0.00	0.00	-	0.06	-	-			0.00	0.00	0.00	-	778.00	-	-	0.00	0.00	0.00	-	779.00	-	-			2,650
Totals:						12	312						27	93	0	0						6	353						23	108	0	0	
Number of Trades:						4							4		0							5							2		0		

ALPHA SERVICES HOLD (CR)

(Contract Size: 100 Securities, Exercise Style: American, Physical Delivery)

Call Options														Put Options																					
March 2022							April 2022							Other Months		March 2022							April 2022							Other Months		Exercise Price			
Open price	Price max	Price min	Last price	Closing price	Volume	Open Interest	Open price	Price max	Price min	Last price	Closing price	Volume	Open Interest	Volume	Open Interest	Open price	Price max	Price min	Last price	Closing price	Volume	Open Interest	Open price	Price max	Price min	Last price	Closing price	Volume	Open Interest	Volume	Open Interest				
0.650	0.000	0.000	0.000	0.324	-	-	0.000	0.000	0.000	0.276	-	-	0.000	0.000	0.000	0.001	-	-	0.000	0.000	0.000	0.001	-	-	0.000	0.000	0.000	0.001	-	-	0.007				
0.700	0.000	0.000	0.000	0.274	-	-	0.000	0.000	0.000	0.276	-	-	0.000	0.000	0.000	0.001	-	-	0.000	0.000	0.000	0.001	-	-	0.000	0.000	0.000	0.001	-	-	0.007				
0.750	0.000	0.000	0.000	0.224	-	-	0.000	0.000	0.000	0.226	-	-	0.000	0.000	0.000	0.001	-	-	0.000	0.000	0.000	0.001	-	-	0.000	0.000	0.000	0.001	-	-	0.008				
0.800	0.000	0.000	0.000	0.175	-	-	0.000	0.000	0.000	0.178	-	-	0.000	0.000	0.000	0.001	-	-	0.000	0.000	0.000	0.001	-	-	0.000	0.000	0.000	0.002	-	-	0.008				
0.850	0.000	0.000	0.000	0.126	-	-	0.000	0.000	0.000	0.133	-	-	0.000	0.000	0.000	0.001	-	-	0.000	0.000	0.000	0.001	-	-	0.000	0.000	0.000	0.007	-	-	0.009				
0.900	0.000	0.000	0.000	0.081	-	-	0.000	0.000	0.000	0.093	-	-	0.000	0.000	0.000	0.006	-	-	0.000	0.000	0.000	0.018	-	-	0.000	0.000	0.000	0.018	-	-	0.009				
0.950	0.000	0.000	0.000	0.044	-	-	0.000	0.000	0.000	0.061	-	-	0.000	0.000	0.000	0.020	-	-	0.000	0.000	0.000	0.035	-	-	0.000	0.000	0.000	0.035	-	-	0.010				
1.000	0.000	0.000	0.000	0.020	-	-	0.000	0.000	0.000	0.037	-	-	0.000	0.000	0.000	0.046	-	-	0.000	0.000	0.000	0.061	-	-	0.000	0.000	0.000	0.061	-	-	0.010				
1.100	0.000	0.000	0.000	0.002	-	-	0.000	0.000	0.000	0.011	-	-	0.000	0.000	0.000	0.128	-	-	0.000	0.000	0.000	0.135	-	-	0.000	0.000	0.000	0.135	-	-	0.011				
1.200	0.000	0.000	0.000	0.002	-	-	0.000	0.000	0.000	0.002	-	-	0.000	0.000	0.000	0.226	-	-	0.000	0.000	0.000	0.227	-	-	0.000	0.000	0.000	0.227	-	-	0.012				
1.300	0.000	0.000	0.000	0.001	-	250	0.000	0.000	0.000	0.002	-	-	0.000	0.000	0.000	0.326	-	-	0.000	0.000	0.000	0.326	-	-	0.000	0.000	0.000	0.326	-	-	0.013				
1.400	0.000	0.000	0.000	0.001	-	-	0.000	0.000	0.000	0.003	-	-	0.000	0.000	0.000	0.426	-	-	0.000	0.000	0.000	0.426	-	-	0.000	0.000	0.000	0.426	-	-	0.014				
1.500	0.000	0.000	0.000	0.001	-	-	0.000	0.000	0.000	0.001	-	-	0.000	0.000	0.000	0.526	-	-	0.000	0.000	0.000	0.526	-	-	0.000	0.000	0.000	0.526	-	-	0.015				
1.600	0.000	0.000	0.000	0.003	-	-	0.000	0.000	0.000	0.001	-	-	0.000	0.000	0.000	0.626	-	-	0.000	0.000	0.000	0.626	-	-	0.000	0.000	0.000	0.626	-	-	0.016				
1.700	0.000	0.000	0.000	0.001	-	-	0.000	0.000	0.000	0.003	-	-	0.000	0.000	0.000	0.726	-	-	0.000	0.000	0.000	0.726	-	-	0.000	0.000	0.000	0.726	-	-	0.017				
1.800	0.000	0.000	0.000	0.001	-	-	0.000	0.000	0.000	0.001	-	-	0.000	0.000	0.000	0.826	-	-	0.000	0.000	0.000	0.826	-	-	0.000	0.000	0.000	0.826	-	-	0.018				
1.900	0.000	0.000	0.000	0.001	-	-	0.000	0.000	0.000	0.001	-	-	0.000	0.000	0.000	0.926	-	-	0.000	0.000	0.000	0.926	-	-	0.000	0.000	0.000	0.926	-	-	0.019				
Totals:					0	250						0	0			0	0						0	0			0	0			0	0			
Number of Trades:					0											0	0											0.00						0	0

NATIONAL BANK (CR)

(Contract Size: 100 Securities, Exercise Style: American, Physical Delivery)

Call Options														Put Options																			
March 2022							April 2022							Other Months		March 2022							April 2022							Other Months		Exercise Price	
Exercise Price	Open price	Price max	Price min	Last price	Closing price	Volume	Open Interest	Open price	Price max	Price min	Last price	Closing price	Volume	Open Interest	Volume	Open Interest	Open price	Price max	Price min	Last price	Closing price	Volume	Open Interest	Open price	Price max	Price min	Last price	Closing price	Volume	Open Interest	Volume		Open Interest
1.600	0.000	0.000	0.000		1.06	-	-										0.000	0.000	0.000		0.001	-	-										0.016
1.700	0.000	0.000	0.000		0.961	-	-										0.000	0.000	0.000		0.001	-	-										0.017
1.800	0.000	0.000	0.000		0.861	-	-	0.000	0.000	0.000		0.864	-	-			0.000	0.000	0.000		0.001	-	-	0.000	0.000	0.000		0.001	-	-			0.018
1.900	0.000	0.000	0.000		0.761	-	-	0.000	0.000	0.000		0.764	-	-			0.000	0.000	0.000		0.001	-	-	0.000	0.000	0.000		0.001	-	-			0.019
2.000	0.000	0.000	0.000		0.661	-	-	0.000	0.000	0.000		0.665	-	-			0.000	0.000	0.000		0.001	-	-	0.000	0.000	0.000		0.001	-	-			0.020
2.200	0.000	0.000	0.000		0.461	-	-	0.000	0.000	0.000		0.470	-	-			0.000	0.000	0.000		0.001	-	-	0.000	0.000	0.000		0.006	-	-			0.022
2.400	0.000	0.000	0.000		0.264	-	-	0.000	0.000	0.000		0.295	-	-			0.000	0.000	0.000		0.002	-	-	0.000	0.000	0.000		0.030	-	-			0.024
2.600	0.000	0.000	0.000		0.098	-	-	0.000	0.000	0.000		0.158	-	-			0.000	0.000	0.000		0.037	-	-	0.000	0.000	0.000		0.093	-	-			0.026
2.800	0.000	0.000	0.000		0.018	-	-	0.000	0.000	0.000		0.072	-	-			0.000	0.000	0.000		0.156	-	300	0.000	0.000	0.000		0.207	-	-			0.028
3.000	0.000	0.000	0.000		0.001	-	-	0.000	0.000	0.000		0.027	-	-			0.000	0.000	0.000		0.341	-	-	0.000	0.000	0.000		0.363	-	-			0.030
3.200	0.000	0.000	0.000		0.001	-	-	0.000	0.000	0.000		0.009	-	-			0.000	0.000	0.000		0.540	-	-	0.000	0.000	0.000		0.545	-	-			0.032
3.400	0.000	0.000	0.000		0.002	-	-	0.000	0.000	0.000		0.002	-	50			0.000	0.000	0.000		0.740	-	-	0.000	0.000	0.000		0.740	-	-			0.034
3.600	0.000	0.000	0.000		0.003	-	-	0.000	0.000	0.000		0.001	-	-			0.000	0.000	0.000		0.940	-	2	0.000	0.000	0.000		0.940	-	-			0.036
3.800	0.000	0.000	0.000		0.005	-	-	0.000	0.000	0.000		0.003	-	-			0.000	0.000	0.000		1.14	-	-	0.000	0.000	0.000		1.14	-	-			0.038
4.000	0.000	0.000	0.000		0.001	-	-	0.000	0.000	0.000		0.001	-	-			0.000	0.000	0.000		1.34	-	-	0.000	0.000	0.000		1.34	-	-			0.040
4.400	0.000	0.000	0.000		0.001	-	-	0.000	0.000	0.000		0.002	-	-			0.000	0.000	0.000		1.74	-	-	0.000	0.000	0.000		1.74	-	-			0.044
4.800	0.000	0.000	0.000		0.001	-	-	0.000	0.000	0.000		0.004	-	-			0.000	0.000	0.000		2.14	-	-	0.000	0.000	0.000		2.14	-	-			0.048
5.200	0.000	0.000	0.000		0.001	-	-	0.000	0.000	0.000		0.001	-	-			0.000	0.000	0.000		2.54	-	-	0.000	0.000	0.000		2.54	-	-			0.052
5.600	0.000	0.000	0.000		0.001	-	-	0.000	0.000	0.000		0.001	-	-			0.000	0.000	0.000		2.94	-	-	0.000	0.000	0.000		2.94	-	-			0.056
Totals:						0	0						0	50	0	0						0	302							0	0	0	300
Number of Trades:						0							0		0								0.00							0		0	

OPAP (CR)

(Contract Size: 100 Securities, Exercise Style: American, Physical Delivery)

Exercise Price	Call Options													Put Options																		
	March 2022						April 2022						Other Months		March 2022						April 2022						Other Months		Exercise Price			
	Open price	Price max	Price min	Last price	Closing price	Volume	Open Interest	Open price	Price max	Price min	Last price	Closing price	Volume	Open Interest	Volume	Open Interest	Open price	Price max	Price min	Last price	Closing price	Volume	Open Interest	Open price	Price max	Price min	Last price	Closing price		Volume	Open Interest	Volume
8.400	0.000	0.000	0.000	3.57	-	-	-	-	-	-	-	-	-	-	-	0.000	0.000	0.000	0.001	-	-	-	-	-	-	-	-	-		-	-	-
8.800	0.000	0.000	0.000	3.17	-	-	0.000	0.000	0.000	3.19	-	-	-	-	-	0.000	0.000	0.000	0.001	-	-	-	-	-	-	-	-	-	-	-	-	0.088
9.200	0.000	0.000	0.000	2.78	-	-	0.000	0.000	0.000	2.79	-	-	-	-	-	0.000	0.000	0.000	0.001	-	-	-	-	-	-	-	-	-	-	-	-	0.092
9.600	0.000	0.000	0.000	2.38	-	-	0.000	0.000	0.000	2.39	-	-	-	-	-	0.000	0.000	0.000	0.001	-	-	-	-	-	-	-	-	-	-	-	-	0.096
10.000	0.000	0.000	0.000	1.98	-	-	0.000	0.000	0.000	1.99	-	-	-	-	-	0.000	0.000	0.000	0.001	-	-	-	-	-	-	-	-	-	-	-	-	0.100
11.000	0.000	0.000	0.000	0.981	-	-	0.000	0.000	0.000	1.06	-	-	-	-	-	0.000	0.000	0.000	0.005	-	-	-	-	-	-	-	-	-	-	-	-	0.110
12.000	0.000	0.000	0.000	0.199	-	-	0.000	0.000	0.000	0.380	-	-	-	-	-	0.000	0.000	0.000	0.223	-	-	-	-	-	0.271	0.277	0.271	0.277	0.277	20	0	0.120
13.000	0.000	0.000	0.000	0.007	-	-	0.000	0.000	0.000	0.083	-	-	-	-	-	0.000	0.000	0.000	1.03	-	20	-	-	-	-	-	-	-	-	-	-	0.130
14.000	0.000	0.000	0.000	0.001	-	11	0.000	0.000	0.000	0.010	-	-	-	-	-	0.000	0.000	0.000	2.03	-	-	-	-	-	-	-	-	-	-	-	-	0.140
15.000	0.000	0.000	0.000	0.001	-	-	0.000	0.000	0.000	0.001	-	-	-	-	-	0.000	0.000	0.000	3.03	-	-	-	-	-	-	-	-	-	-	-	-	0.150
16.000	0.000	0.000	0.000	0.001	-	-	0.000	0.000	0.000	0.001	-	-	-	-	-	0.000	0.000	0.000	4.03	-	-	-	-	-	-	-	-	-	-	-	-	0.160
17.000	0.000	0.000	0.000	0.001	-	-	0.000	0.000	0.000	0.001	-	-	-	-	-	0.000	0.000	0.000	5.03	-	-	-	-	-	-	-	-	-	-	-	-	0.170
18.000	0.000	0.000	0.000	0.001	-	-	0.000	0.000	0.000	0.001	-	-	-	-	-	0.000	0.000	0.000	6.03	-	-	-	-	-	-	-	-	-	-	-	-	0.180
19.000	0.000	0.000	0.000	0.002	-	-	0.000	0.000	0.000	0.001	-	-	-	-	-	0.000	0.000	0.000	7.03	-	-	-	-	-	-	-	-	-	-	-	-	0.190
Totals:						0	11					0	0	0	0							0	20						20	0	0	0
Number of Trades:						0						0		0								0.00						4		0		

OTE (CR)

(Contract Size: 100 Securities, Exercise Style: American, Physical Delivery)

Exercise Price	Call Options														Put Options																		
	March 2022							April 2022							Other Months		March 2022							April 2022							Other Months		Exercise Price
	Open price	Price max	Price min	Last price	Closing price	Volume	Open Interest	Open price	Price max	Price min	Last price	Closing price	Volume	Open Interest	Volume	Open Interest	Open price	Price max	Price min	Last price	Closing price	Volume	Open Interest	Open price	Price max	Price min	Last price	Closing price	Volume	Open Interest	Volume	Open Interest	
9.200	0.000	0.000	0.000	6.47	-	-											0.000	0.000	0.000	0.001	-	-											
9.600	0.000	0.000	0.000	6.07	-	-											0.000	0.000	0.000	0.001	-	-											0.096
10.000	0.000	0.000	0.000	5.67	-	-											0.000	0.000	0.000	0.001	-	-											0.100
11.000	0.000	0.000	0.000	4.67	-	-	0.000	0.000	0.000		4.68	-	-			0.000	0.000	0.000	0.001	-	-		0.000	0.000	0.000	0.001	-	-				0.110	
12.000	0.000	0.000	0.000	3.67	-	-	0.000	0.000	0.000		3.68	-	-			0.000	0.000	0.000	0.001	-	-		0.000	0.000	0.000	0.001	-	-				0.120	
13.000	0.000	0.000	0.000	2.67	-	-	0.000	0.000	0.000		2.69	-	-			0.000	0.000	0.000	0.001	-	-		0.000	0.000	0.000	0.003	-	-				0.130	
14.000	0.000	0.000	0.000	1.67	-	-	0.000	0.000	0.000		1.73	-	-			0.000	0.000	0.000	0.001	-	-		0.000	0.000	0.000	0.038	-	-				0.140	
15.000	0.000	0.000	0.000	0.702	-	-	0.000	0.000	0.000		0.905	-	-			0.000	0.000	0.000	0.034	-	-		0.000	0.000	0.000	0.215	-	-				0.150	
16.000	0.000	0.000	0.000	0.105	-	-	0.000	0.000	0.000		0.360	-	-			0.000	0.000	0.000	0.438	-	-		0.000	0.000	0.000	0.670	-	-				0.160	
17.000	0.000	0.000	0.000	0.003	-	30	0.251	0.251	0.251	0.251	0.251	10	-			0.000	0.000	0.000	1.34	-	-		0.000	0.000	0.000	1.42	-	-				0.170	
18.000	0.000	0.000	0.000	0.001	-	2	0.000	0.000	0.000		0.022	-	-			0.000	0.000	0.000	2.34	-	-		0.000	0.000	0.000	2.35	-	-				0.180	
19.000	0.000	0.000	0.000	0.001	-	10	0.000	0.000	0.000		0.003	-	10			0.000	0.000	0.000	3.34	-	-		0.000	0.000	0.000	3.34	-	-				0.190	
20.000	0.000	0.000	0.000	0.003	-	-	0.000	0.000	0.000		0.015	-	-			0.000	0.000	0.000	4.34	-	-		0.000	0.000	0.000	4.34	-	-				0.200	
22.000	0.000	0.000	0.000	0.001	-	-	0.000	0.000	0.000		0.002	-	-			0.000	0.000	0.000	6.34	-	-		0.000	0.000	0.000	6.34	-	-				0.220	
24.000	0.000	0.000	0.000	0.001	-	-	0.000	0.000	0.000		0.001	-	-			0.000	0.000	0.000	8.34	-	-		0.000	0.000	0.000	8.34	-	-				0.240	
26.000	0.000	0.000	0.000	0.001	-	-	0.000	0.000	0.000		0.001	-	-			0.000	0.000	0.000	10.34	-	-		0.000	0.000	0.000	10.34	-	-				0.260	
Totals:						0	42					10	10	0	0						0	0						0	0	0	0		
Number of Trades:							0						1		0						0.00							0		0			

PIRAEUS FINANCIAL HOLD (CR)

(Contract Size: 100 Securities, Exercise Style: American, Physical Delivery)

Call Options														Put Options																		
March 2022							April 2022							Other Months		March 2022							April 2022							Other Months		Exercise Price
Open price	Price max	Price min	Last price	Closing price	Volume	Open Interest	Open price	Price max	Price min	Last price	Closing price	Volume	Open Interest	Volume	Open Interest	Open price	Price max	Price min	Last price	Closing price	Volume	Open Interest	Open price	Price max	Price min	Last price	Closing price	Volume	Open Interest	Volume	Open Interest	
0.150	0.000	0.000	0.000	1.03	-	-										0.000	0.000	0.000	0.072	-	-											0.002
0.200	0.000	0.000	0.000	0.980	-	-										0.000	0.000	0.000	0.001	-	-											0.002
0.250	0.000	0.000	0.000	0.930	-	-										0.000	0.000	0.000	0.001	-	-											0.003
0.300	0.000	0.000	0.000	0.880	-	-										0.000	0.000	0.000	0.001	-	-											0.003
0.350	0.000	0.000	0.000	0.830	-	-										0.000	0.000	0.000	0.002	-	-											0.004
0.400	0.000	0.000	0.000	0.780	-	-										0.000	0.000	0.000	0.001	-	-											0.004
0.450	0.000	0.000	0.000	0.730	-	-										0.000	0.000	0.000	0.001	-	-											0.005
0.500	0.000	0.000	0.000	0.680	-	-										0.000	0.000	0.000	0.001	-	-											0.005
0.550	0.000	0.000	0.000	0.630	-	-										0.000	0.000	0.000	0.001	-	-											0.006
0.600	0.000	0.000	0.000	0.580	-	-										0.000	0.000	0.000	0.001	-	-											0.006
0.650	0.000	0.000	0.000	0.530	-	-										0.000	0.000	0.000	0.003	-	-											0.007
0.700	0.000	0.000	0.000	0.480	-	-										0.000	0.000	0.000	0.001	-	-											0.007
0.750	0.000	0.000	0.000	0.430	-	-										0.000	0.000	0.000	0.001	-	-											0.008
0.800	0.000	0.000	0.000	0.380	-	-										0.000	0.000	0.000	0.001	-	-											0.008
0.850	0.000	0.000	0.000	0.330	-	-	0.000	0.000	0.000		0.332	-	-			0.000	0.000	0.000	0.001	-	-	0.000	0.000	0.000	0.001	-	-					0.009
0.900	0.000	0.000	0.000	0.281	-	-	0.000	0.000	0.000		0.282	-	-			0.000	0.000	0.000	0.001	-	-	0.000	0.000	0.000	0.001	-	-					0.009
0.950	0.000	0.000	0.000	0.231	-	-	0.000	0.000	0.000		0.234	-	-			0.000	0.000	0.000	0.001	-	-	0.000	0.000	0.000	0.002	-	-					0.010
1.000	0.000	0.000	0.000	0.181	-	-	0.000	0.000	0.000		0.186	-	-			0.000	0.000	0.000	0.001	-	-	0.000	0.000	0.000	0.004	-	-					0.010
1.100	0.000	0.000	0.000	0.087	-	-	0.000	0.000	0.000		0.104	-	-			0.000	0.000	0.000	0.007	-	-	0.000	0.000	0.000	0.022	-	-					0.011
1.200	0.000	0.000	0.000	0.025	-	-	0.000	0.000	0.000		0.048	-	-			0.000	0.000	0.000	0.044	-	-	0.000	0.000	0.000	0.066	-	-					0.012
1.300	0.000	0.000	0.000	0.003	-	-	0.000	0.000	0.000		0.017	-	-			0.000	0.000	0.000	0.123	-	-	0.000	0.000	0.000	0.135	-	-					0.013
1.400	0.000	0.000	0.000	0.007	-	-	0.000	0.000	0.000		0.005	-	-			0.000	0.000	0.000	0.220	-	-	0.000	0.000	0.000	0.223	-	-					0.014
1.500	0.000	0.000	0.000	0.001	-	5	0.000	0.000	0.000		0.001	-	-			0.000	0.000	0.000	0.320	-	-	0.000	0.000	0.000	0.320	-	-					0.015
1.600	0.000	0.000	0.000	0.001	-	6	0.000	0.000	0.000		0.002	-	-			0.000	0.000	0.000	0.420	-	-	0.000	0.000	0.000	0.420	-	-					0.016
1.700	0.000	0.000	0.000	0.002	-	-	0.000	0.000	0.000		0.001	-	-			0.000	0.000	0.000	0.520	-	-	0.000	0.000	0.000	0.520	-	-					0.017
1.800	0.000	0.000	0.000	0.003	-	-	0.000	0.000	0.000		0.001	-	-			0.000	0.000	0.000	0.620	-	-	0.000	0.000	0.000	0.620	-	-					0.018
1.900	0.000	0.000	0.000	0.001	-	-	0.000	0.000	0.000		0.001	-	-			0.000	0.000	0.000	0.720	-	-	0.000	0.000	0.000	0.720	-	-					0.019
2.000	0.000	0.000	0.000	0.001	-	-	0.000	0.000	0.000		0.001	-	-			0.000	0.000	0.000	0.820	-	-	0.000	0.000	0.000	0.820	-	-					0.020
2.200	0.000	0.000	0.000	0.001	-	-	0.000	0.000	0.000		0.001	-	-			0.000	0.000	0.000	1.02	-	-	0.000	0.000	0.000	1.02	-	-					0.022
2.400	0.000	0.000	0.000	0.006	-	-	0.000	0.000	0.000		0.001	-	-			0.000	0.000	0.000	1.22	-	-	0.000	0.000	0.000	1.22	-	-					0.024
2.600	0.000	0.000	0.000	0.002	-	-										0.000	0.000	0.000	1.42	-	-											0.026
2.800	0.000	0.000	0.000	0.001	-	-										0.000	0.000	0.000	1.62	-	-											0.028
3.000	0.000	0.000	0.000	0.001	-	-										0.000	0.000	0.000	1.82	-	-											0.030
3.200	0.000	0.000	0.000	0.005	-	-										0.000	0.000	0.000	2.02	-	-											0.032
3.400	0.000	0.000	0.000	0.003	-	-										0.000	0.000	0.000	2.22	-	-											0.034
3.600	0.000	0.000	0.000	0.002	-	-										0.000	0.000	0.000	2.42	-	-											0.036



PIRAEUS FINANCIAL HOLD (CR)

(Contract Size: 100 Securities, Exercise Style: American, Physical Delivery)

Call Options															Put Options																		
Exercise Price	March 2022						April 2022						Other Months		March 2022					April 2022					Other Months		Exercise Price						
	Open price	Price max	Price min	Last price	Closing price	Volume	Open Interest	Open price	Price max	Price min	Last price	Closing price	Volume	Open Interest	Volume	Open Interest	Open price	Price max	Price min	Last price	Closing price	Volume	Open Interest	Open price	Price max	Price min		Last price	Closing price	Volume	Open Interest	Volume	Open Interest
3.800	0.000	0.000	0.000		0.001	-	-										0.000	0.000	0.000		2.62	-	-										0.038
4.000	0.000	0.000	0.000		0.001	-	-										0.000	0.000	0.000		2.82	-	-										0.040
4.400	0.000	0.000	0.000		0.001	-	-										0.000	0.000	0.000		3.22	-	-										0.044
4.800	0.000	0.000	0.000		0.001	-	-										0.000	0.000	0.000		3.62	-	-										0.048
5.200	0.000	0.000	0.000		0.001	-	-										0.000	0.000	0.000		4.02	-	-										0.052
5.600	0.000	0.000	0.000		0.001	-	-										0.000	0.000	0.000		4.42	-	-										0.056
6.000	0.000	0.000	0.000		0.001	-	-										0.000	0.000	0.000		4.82	-	-										0.060
6.400	0.000	0.000	0.000		0.001	-	-										0.000	0.000	0.000		5.22	-	-										0.064
6.800	0.000	0.000	0.000		0.001	-	-										0.000	0.000	0.000		5.62	-	-										0.068
Totals:						0	11							0	0	0	0						0	0	0	0							
Number of Trades:						0							0	0						0.00						0	0						

PPC (CR)

(Contract Size: 100 Securities, Exercise Style: American, Physical Delivery)

Call Options														Put Options																		
March 2022							April 2022							Other Months		March 2022							April 2022							Other Months		Exercise Price
Open price	Price max	Price min	Last price	Closing price	Volume	Open Interest	Open price	Price max	Price min	Last price	Closing price	Volume	Open Interest	Volume	Open Interest	Open price	Price max	Price min	Last price	Closing price	Volume	Open Interest	Open price	Price max	Price min	Last price	Closing price	Volume	Open Interest	Volume	Open Interest	
5.200	0.000	0.000	0.000	2.00	-	-	0.000	0.000	0.000	2.01	-	-				0.000	0.000	0.000	0.001	-	-	0.000	0.000	0.000	0.001	-	-				0.052	
5.600	0.000	0.000	0.000	1.60	-	-	0.000	0.000	0.000	1.62	-	-				0.000	0.000	0.000	0.001	-	-	0.000	0.000	0.000	0.004	-	-				0.056	
6.000	0.000	0.000	0.000	1.20	-	-	0.000	0.000	0.000	1.23	-	-				0.000	0.000	0.000	0.001	-	-	0.000	0.000	0.000	0.018	-	-				0.060	
6.400	0.000	0.000	0.000	0.807	-	-	0.000	0.000	0.000	0.875	-	-				0.000	0.000	0.000	0.003	-	-	0.000	0.000	0.000	0.062	-	-				0.064	
6.800	0.000	0.000	0.000	0.440	-	-	0.000	0.000	0.000	0.571	-	-				0.000	0.000	0.000	0.037	-	-	0.000	0.000	0.000	0.158	-	-				0.068	
7.200	0.000	0.000	0.000	0.171	-	-	0.000	0.000	0.000	0.337	-	-				0.000	0.000	0.000	0.167	-	-	0.000	0.000	0.000	0.324	-	-				0.072	
7.600	0.000	0.000	0.000	0.044	-	-	0.000	0.000	0.000	0.184	-	3				0.000	0.000	0.000	0.440	-	10	0.000	0.000	0.000	0.570	-	-				0.076	
8.000	0.000	0.000	0.000	0.007	-	-	0.000	0.000	0.000	0.089	-	2				0.000	0.000	0.000	0.804	-	35	0.000	0.000	0.000	0.876	-	-				0.080	
8.400	0.000	0.000	0.000	0.001	-	-	0.000	0.000	0.000	0.040	-	-				0.000	0.000	0.000	1.20	-	-	0.000	0.000	0.000	1.23	-	-				0.084	
8.800	0.000	0.000	0.000	0.001	-	3	0.000	0.000	0.000	0.016	-	-				0.000	0.000	0.000	1.60	-	-	0.000	0.000	0.000	1.61	-	-				0.088	
9.200	0.000	0.000	0.000	0.001	-	11	0.000	0.000	0.000	0.006	-	-				0.000	0.000	0.000	2.00	-	-	0.000	0.000	0.000	2.00	-	-				0.092	
9.600	0.000	0.000	0.000	0.004	-	-	0.000	0.000	0.000	0.002	-	-				0.000	0.000	0.000	2.40	-	-	0.000	0.000	0.000	2.40	-	-				0.096	
10.000	0.000	0.000	0.000	0.001	-	-	0.000	0.000	0.000	0.001	-	-				0.000	0.000	0.000	2.80	-	-	0.000	0.000	0.000	2.80	-	-				0.100	
11.000	0.000	0.000	0.000	0.001	-	-	0.000	0.000	0.000	0.001	-	-				0.000	0.000	0.000	3.80	-	-	0.000	0.000	0.000	3.80	-	-				0.110	
12.000	0.000	0.000	0.000	0.001	-	-	0.000	0.000	0.000	0.001	-	-				0.000	0.000	0.000	4.80	-	-	0.000	0.000	0.000	4.80	-	-				0.120	
13.000	0.000	0.000	0.000	0.001	-	-					-	-				0.000	0.000	0.000	5.80	-	-					-	-				0.130	
14.000	0.000	0.000	0.000	0.001	-	-					-	-				0.000	0.000	0.000	6.80	-	-					-	-				0.140	
15.000	0.000	0.000	0.000	0.001	-	-					-	-				0.000	0.000	0.000	7.80	-	-					-	-				0.150	
16.000	0.000	0.000	0.000	0.001	-	-					-	-				0.000	0.000	0.000	8.80	-	-					-	-				0.160	
Totals:					0	14					0	5	0	0					0	45					0	6	0	0				
Number of Trades:					0						0		0						0.00						0		0					

Lending Products	Underlying Title	Open Interest[5]	Multilateral Transactions[1]				Bilateral Transactions[2]		Stock Borrowing through OTC (volume)[3]	
			Volume(Offered)	Average Weighted	Transactions volume	Average Weighted	Transactions Volume	Average Weighted	Transactions Volume	
ADMIEBOR	ADMIE (IPTO) HOLDING S.A. (CR)	6,700	---	---	---	---	---	---	2,280,509	
AEGNBOR	AEGEAN AIRLINES (CR)	6,363	---	---	---	---	---	---	21,619	
ALPHABOR	ALPHA SERVICES HOLD (CR)	77,200	---	---	---	---	---	---	57,529,343	
ALMYBOR	ALUMIL (CR)	---	---	---	---	---	---	---	---	
EEEBOR	CC HBC AG (CR)	16,231	---	---	198	9.50%	10,000	7.00%	70,546	
CENERBOR	CENERGY HOLDINGS (CB)	---	---	---	---	---	---	---	---	
ELLAKTORBOR	ELLAKTOR (CR)	12,000	---	---	---	---	---	---	9,870	
EUROBBOR	EUROBANK HOLDINGS (CR)	98,700	---	---	---	---	---	---	49,077,867	
EYDAPBOR	EYDAP S.A. (CR)	4,913	---	---	---	---	---	---	642,117	
FFGRPBOR	FOLLI FOLLIE (CR)	---	---	---	---	---	---	---	900,530	
FOYRKBOR	FOURLIS (CR)	8,669	---	---	970	5.12%	---	---	22,250	
GEKTERNABOR	GEK TERNA (CR)	3,000	---	---	---	---	---	---	12,293	
SARBOR	GR. SARANTIS S.A. (CR)	---	---	---	---	---	---	---	11,390	
EXAEBOR	HELLENIC EXCHANGES-A.S.E. (CR)	3,200	---	---	6,500	2.84%	---	---	155,601	
ELPEBOR	HELLENIC PETROLEUM (CR)	23,900	---	---	5,000	2.65%	---	---	70,538	
INTRKBOR	INTRACOM HOLDINGS (CR)	500	---	---	---	---	---	---	---	
BELABOR	JUMBO SA (CR)	2,933	---	---	23,562	2.65%	---	---	762,910	
LAMDABOR	LAMDA DEVELOPMENT SA (CR)	2,500	---	---	---	---	---	---	67,038	
MIGBOR	MARFIN INVESTMENT GROUP (CR)	---	---	---	---	---	---	---	794,474	
MOHBOR	MOTOR OIL (CR)	10,700	---	---	---	---	---	---	491,612	
MYTILBOR	MYTILINEOS (CR)	34,000	---	---	---	---	---	---	512,294	
ETEBOR	NATIONAL BANK (CR)	37,288	---	---	---	---	---	---	6,618,788	
OPAPBOR	OPAP (CR)	75,559	---	---	19,258	2.65%	---	---	1,321,523	
HTOBOR	OTE (CR)	127,635	---	---	---	---	---	---	2,597,176	
PPABOR	P.P.A. S.A. (CR)	1,464	---	---	---	---	---	---	66,287	
TPEIRBOR	PIRAEUS FINANCIAL HOLD (CR)	60,943	---	---	---	---	---	---	5,437,481	
PLAISBOR	PLAISIO COMPUTERS SA (CR)	---	---	---	---	---	---	---	100	
PPCBOR	PPC (CR)	26,820	---	---	---	---	---	---	2,628,438	
QUALBOR	QUALITY & RELIABILITY SA (CR)	---	---	---	---	---	---	---	---	
QUESTBOR	QUEST HOLDINGS (CR)	---	---	---	---	---	---	---	459	
TENERGYBOR	TERNA ENERGY (CR)	22,901	---	---	---	---	---	---	162,936	

## Stock Lending Notes

[1] - Multilateral contracts Lending or Borrowing as per Methods 8-1, 8-2 and 8-3-3 (According to ATHEX BoD Resolution No.17)

[2] - Bilateral Contracts Lending or Borrowing as per Methods 8-3-1 and 8-3-2 (According to ATHEX BoD Resolution No.20 )

[3] - The information concerning OTC Stock Borrowing Transactions is based on the statements of the Dematerialised Securities System (DSS) operators involved and refers to volumes that have been registered up until the previous working day.

[4] - Average Price (Volume weighted)

[5] - The Data concerning Open Interest before the start of trading session

Lending Products	Underlying Title	Open Interest[5]	Multilateral Transactions[1]				Bilateral Transactions[2]		Stock Borrowing through OTC (volume)[3]	
			Volume(Offered)	Average Weighted	Transactions volume	Average Weighted	Transactions Volume	Average Weighted	Transactions Volume	
TITCBOR	TITAN CEMENT (CB)	8,800	---	---	1,000	2.65%	---	---	225,055	
VIOBOR	VIOHALCO SA/IV (CB)	11,447	---	---	---	---	---	---	---	

## Stock Lending Notes

[1] - Multilateral contracts Lending or Borrowing as per Methods 8-1, 8-2 and 8-3-3 (According to ATHEX BoD Resolution No.17)

[2] - Bilateral Contracts Lending or Borrowing as per Methods 8-3-1 and 8-3-2 (According to ATHEX BoD Resolution No.20 )

[3] - The information concerning OTC Stock Borrowing Transactions is based on the statements of the Dematerialised Securities System (DSS) operators involved and refers to volumes that have been registered up until the previous working day.

[4] - Average Price (Volume weighted)

[5] - The Data concerning Open Interest before the start of trading session

## Sectors codification for listed companies

12003-	ETF	10101010	Computer Services
10101015	Software	10102030	Computer Hardware
15101010	Telecommunications Equipment	15102015	Telecommunications Services
20101010	Health Care Facilities	20101025	Health Care Services
20102010	Medical Equipment	20103015	Pharmaceuticals
30101010	Banks	30202000	Diversified Financial Services
30202010	Asset Managers & Custodians	30202015	Investment Services
30302010	Full Line Insurance	30302015	Insurance Brokers
30302025	Property and Casualty Insurance	35101010	Real Estate Holding and Development
35101015	Real Estate Services	35102000	Diversified REITs
35102030	Office REITs	40201040	Rental & Leasing Services: Consumer
40202010	Home Construction	40202015	Household Furnishings
40202020	Household Appliance	40203040	Electronic Entertainment
40203045	Toys	40204020	Clothing & Accessories
40301010	Entertainment	40301030	Publishing
40301035	Radio & TV Broadcasters	40401010	Diversified Retailers
40401020	Apparel Retailers	40401025	Home Improvement Retailers
40401030	Specialty Retailers	40501010	Airlines
40501015	Travel & Tourism	40501020	Casinos & Gambling
40501025	Hotels & Motels	45101015	Distillers & Vintners
45101020	Soft Drinks	45102010	Farming Fishing Ranching & Plantations
45102020	Food Products	45103010	Tobacco
45201010	Food Retailers & Wholesalers	45201020	Personal Products
50101010	Construction	50101030	Cement
50101035	Building Materials: Other	50202010	Electrical Components
50203000	Diversified Industrials	50203015	Plastics
50203030	Containers & Packaging	50204000	Machinery: Industrial
50204020	Machinery: Construction & Handling	50205010	Industrial Suppliers
50205020	Back Office Support HR & Consulting	50205030	Forms & Bulk Printing Services
50206015	Commercial Vehicles & Parts	50206030	Marine Transportation
50206060	Transportation Services	55101000	Diversified Materials
55101020	Textile Products	55102000	General Mining
55102010	Iron & Steel	55102015	Metal Fabricating
55102035	Aluminum	60101000	Integrated Oil & Gas
60101020	Oil Refining and Marketing	65101010	Alternative Electricity
65101015	Conventional Electricity	65102030	Water



**ATHEX**  
Athens Stock Exchange

Λεωφ. Αθηνών 110 104 42 Αθήνα  
110, Athinon Ave. GR 104 42 Athens  
tel. (+30)210-33.66.800, fax (+30)210-33.66.101  
[www.athexgroup.gr](http://www.athexgroup.gr)