

22

Ημερήσιο Δελτίο
Συναλλακτικής Δραστηριότητας

Daily Official List
of Trading Activity

Tuesday, 8 March, 2022

Year: 143 Trading Day No: 45



ATHEXGROUP
Athens Exchange Group

Disclaimer:

Hellenic Exchanges-Athens Stock Exchange S.A endeavours to ensure that the data and other material ("Information") presented on the Daily Official List are accurate and complete, but it is not liable for any errors or omissions of data or /and for the accuracy, credibility, updating and completeness of the aforesaid information nor it has any liability arising directly or indirectly from the use of the above Information.

The Company is not liable for the accuracy of the data included in listed companies' announcements. Only the sender of such an announcement is fully and solely liable for any infringement of third party's rights from the content of such announcement. All contents of the Daily Official List are provided only for information purposes and do not constitute investment advice or solicitation to invest in securities or other products listed for trading on the Exchange.

You acknowledge and agree that the Company is the owner of any property rights related to any Information appearing on the Daily Official List including intellectual property rights copyright, trademarks, etc.

The above data are a property of the Hellenic Exchanges-Athens Exchange and are copyright protected. Users are forbidden to reproduce, modify, copy, sale, transmit or redistribute, by all reproduction means and methods, part or the whole of the above data, without reference to their source.

The commercial exploitation of these data is, also, forbidden by third parties. Hellenic Exchanges-Athens Exchange does not carry any responsibility, direct or indirect, derived from usage or accidental alteration of the above data when used by third parties.

Hellenic Exchanges – Athens Stock Exchange S.A.

110 Athinon Ave., 10442 Athens, Tel: (210) 33.66.800, Fax: (210) 32.13.938

www.athexgroup.gr

Thessalonica Stock Exchange Center (T.S.E.C)

16-18 Katouni Str., Thessalonica 546 25 Tel: (2310) 567.667, Fax: (2310) 530.545

Athex Members Guarantee Fund

14-16 Fidiou Str., Athens 106 78, Tel: (210) 33.04.682, Fax: (210) 33.04.155

Hellenic Republic Capital Market Commission

1 Kolokotroni Str. & 1 Stadiou Str., Athens 10562 Tel: (210) 33.77.100 Fax: (210) 33.77.173

Table of Contents

Section 1: Statistical Figures of Securities, Derivatives and Lending

Summary of Markets

Athex Indices

Analytic Figures for Athex Market's Boards and Categories

Trading Details by Athex Sectors and Financial Instruments (ETFs)

Top 10 best & worst performing Shares

Derivatives Summary

Section 2: Analytic Figures of Shares Transactions

Analytic Figures of Shares Transactions

Shares' Notes

Section 3: Figures of Securities Transactions

Securities Blocks Details

Shares Rights Details

Stock Borrowing

Forced Sales Details

Forced Sales Registered Shares

Exchange Traded Funds (ETFs) Characteristics

Section 5: Bonds traded in Fixed Income Assets Market

Convertible Corporate Bonds - Regulated Market

Non Convertible Corporate Bonds - Regulated Market

Government Bonds

Treasury Bills & Zero Coupon Government Bonds

Government Bonds Traded with the Open Outcry Method

State Banks Bonds

Section 6: Additional Infos

Athex & ATHEXClear Members List

List of Stocks under Market Making operations

Section 7: Derivatives Market Analytic Figures

Index Futures

Stock Futures

Index Options

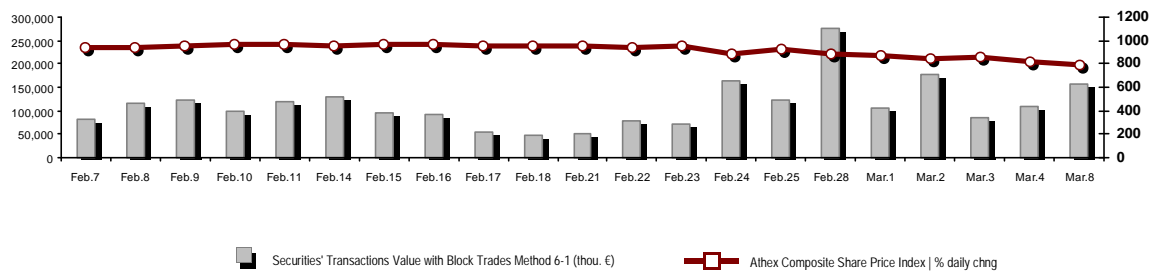
Stock Options

Stock Lending Analytic Figures

Appendix A: Sectors codification for listed companies

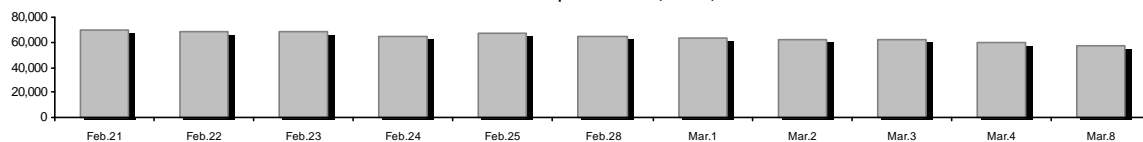
Summary of Markets

Athex Composite Share Price Index vs Shares and Derivatives Transactions Value

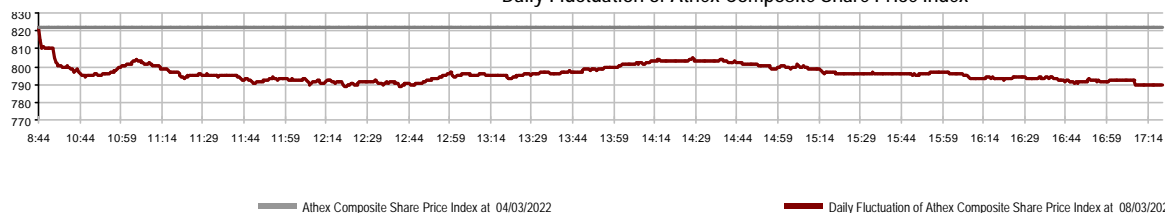


Athex Capitalisation (mill. €)**:	57,347.86	Derivatives Total Open Interest	314,484
Daily change: mill. € %	-2,507.15 -4.19%	in Index Futures % daily chng	3,226 16.34%
Yearly Avg Capitalisation: mill. € % chng prev year Avg	68,038.57 11.75%	in Stock Futures % daily chng	309,329 -3.34%
Athex Composite Share Price Index % daily chng	789.66 -3.90%	in Index Options % daily chng	866 8.25%
Athex Composite Share Price Index Capitalisation (mill. €)	51,532.44	in Stock Options % daily chng	1,063 0.09%
Daily change (mill. €)	-2,417.21		
Securities' Transactions Value with Block Trades Method 6-1 (t)	156,974.15	Derivatives Contracts Volume:	75,273
Daily change: %	48,510.82 44.73%	Daily change: pieces %	7,535 11.12%
YtD Avg Trans. Value: thou. € % chng prev year Avg	93,668.16 34.10%	YtD Avg Derivatives Contracts % chng prev year Avg	36,160 -24.14%
Blocks Transactions Value of Method 6-1 (thou. €)	11,616.50	Derivatives Trades Number:	4,850
Blocks Transactions Value of Method 6-2 & 6-3 (thou. €)	27.50	Daily change: number %	808 19.99%
Bonds Transactions Value (thou.€)	1,040.78	YtD Avg Trades number % chng prev year Avg	2,246 6.14%
Securities' Transactions Volume with Block Trades Method 6-1 (tho)	80,608.75	Lending Total Open Interest	660,121
Daily change: thou. pieces %	32,191.20 66.49%	Daily change: pieces %	15,860 2.46%
YtD Avg Volume: % chng prev year Avg	42,255.96 23.57%	Lending Volume (Multilateral/Bilateral)	32,111
Blocks Transactions Volume of Method 6-1 (thou. Pieces)	1,489.69	Daily change: pieces %	16,251
Blocks Transactions Volume of Method 6-2 & 6-3 (thou. Pieces)	10.00	Multilateral Lending	32,111
Bonds Transactions Volume	1,100,000	Bilateral Lending	0
Securities' Trades Number with Block Trades Method 6-1	75,458	Lending Trades Number:	18
Daily change: number %	21,309 39.35%	Daily change: %	4
YtD Avg Trades number % chng prev year Avg	36,436 21.72%	Multilateral Lending Trades Number	18
Number of Blocks Method 6-1	9	Bilateral Lending Trades Number	0
Number of Blocks Method 6-2 & 6-3	1		
Number of Bonds Transactions	166		

Athex Capitalisation (mill. €)**



Daily Fluctuation of Athex Composite Share Price Index



Athex Indices

Index name	08/03/2022	04/03/2022	pts.	%	Min	Max	Year min	Year max	Year change
Athex Composite Share Price Index	789.66 €	821.74	-32.08	-3.90%	788.83	821.74	788.83	973.27	-11.61% €
Athex ESG Index	891.11 €	931.30	-40.19	-4.32%	888.47	931.30	888.47	1,131.24	-12.07% €
FTSE/Athex Large Cap	1,889.19 €	1,970.98	-81.79	-4.15%	1,884.54	1,970.98	1,884.54	2,384.15	-12.08% €
FTSE/Athex Mid Cap Index	1,408.06 €	1,449.57	-41.51	-2.86%	1,396.00	1,449.57	1,396.00	1,615.19	-5.62% €
FTSE/ATHEX-CSE Banking Index	391.88 €	412.62	-20.74	-5.03%	382.96	412.62	382.96	569.66	-9.94% €
FTSE/ATHEX High Dividend Yield Index	2,763.89 €	2,895.21	-131.32	-4.54%	2,762.75	2,895.21	2,762.75	3,292.03	-10.96% €
FTSE/ATHEX Global Traders Index Plus	2,242.58 €	2,266.71	-24.13	-1.06%	2,205.66	2,266.71	2,205.66	2,580.30	-5.51% €
FTSE/ATHEX Mid & Small Cap Factor-Weighted Ind	4,286.95 €	4,372.93	-85.98	-1.97%	4,269.17	4,372.93	4,269.17	4,966.14	-8.17% €
ATHEX Select Index Plus	3,005.14 €	3,101.62	-96.48	-3.11%	2,990.50	3,101.62	2,990.50	3,578.04	-11.23% €
ATHEX Select Index	4,096.82 €	4,251.26	-154.44	-3.63%	4,076.44	4,251.26	4,076.44	4,953.99	-10.69% €
FTSE/Athex Market Index	458.48 €	479.72	-21.24	-4.43%	457.78	479.72	457.78	586.15	-14.48% €
Athex Composite Index Total Return Index	1,357.88 €	1,413.05	-55.17	-3.90%	1,356.45	1,413.05	1,356.45	1,673.61	-11.43% €
FTSE/Athex Large Cap Total Return	2,944.22 €	3,071.69	-127.47	-4.15%			2,944.22	3,702.87	-11.91% €
FTSE/Athex Mid Cap Total Return	1,809.60 €	1,862.95	-53.35	-2.86%			1,809.60	2,064.38	-5.62% €
FTSE/ATHEX-CSE Banking Total Return Index	337.43 €	355.29	-17.86	-5.03%			337.43	485.90	-9.93% €
Hellenic Mid & Small Cap Index	1,245.69 €	1,283.58	-37.89	-2.95%	1,243.70	1,283.58	1,243.70	1,451.84	-9.27% €
FTSE/Athex Banks	517.77 €	545.18	-27.41	-5.03%	505.99	545.18	505.99	752.66	-9.94% €
FTSE/Athex Insurance	3,036.00 €	3,043.95	-7.95	-0.26%	3,020.11	3,043.95	1,994.86	3,171.11	52.19% #
FTSE/Athex Financial Services	696.28 €	722.19	-25.91	-3.59%	691.33	722.19	691.33	831.60	-7.04% €
FTSE/Athex Industrial Goods & Services	3,389.86 €	3,493.05	-103.19	-2.95%	3,365.52	3,493.05	3,365.52	3,930.81	-9.16% €
FTSE/Athex Retail	46.80 €	48.16	-1.36	-2.82%	45.69	48.16	45.69	57.51	-4.92% €
FTSE/ATHEX Real Estate	3,948.68 €	4,195.00	-246.32	-5.87%	3,948.68	4,195.00	3,948.68	5,179.83	-17.94% €
FTSE/Athex Consumer Goods & Services	7,599.52 #	7,520.45	79.07	1.05%	7,439.45	7,657.03	7,260.09	8,381.33	4.68% #
FTSE/Athex Food & Beverage	6,812.46 €	7,279.83	-467.37	-6.42%	6,714.13	7,279.83	6,714.13	12,058.75	-39.89% €
FTSE/Athex Basic Resources	6,227.59 €	6,588.06	-360.47	-5.47%	6,227.37	6,588.06	6,227.37	8,197.29	-15.82% €
FTSE/Athex Construction & Materials	2,592.12 €	2,648.81	-56.69	-2.14%	2,533.53	2,648.81	2,533.53	3,209.28	-12.98% €
FTSE/Athex Energy	3,462.59 €	3,547.88	-85.29	-2.40%	3,462.59	3,547.88	3,443.49	3,854.94	0.55% #
FTSE/Athex Travel & Leisure	1,894.73 €	1,983.38	-88.65	-4.47%	1,889.71	1,983.38	1,889.71	2,197.16	-3.48% €
FTSE/Athex Technology	1,912.96 €	2,009.51	-96.55	-4.80%	1,912.89	2,009.51	1,912.89	2,281.35	-10.90% €
FTSE/Athex Telecommunications	4,377.01 €	4,750.20	-373.19	-7.86%	4,377.01	4,750.20	4,377.01	5,159.73	-3.71% €
FTSE/Athex Utilities	4,248.91 €	4,337.95	-89.04	-2.05%	4,203.53	4,365.74	4,203.53	5,208.71	-17.51% €
FTSE/Athex Health Care	439.27 €	451.72	-12.45	-2.76%	418.89	451.72	418.89	611.35	-20.49% €
FTSE/Athex Personal Products	7,086.52 #	7,029.50	57.02	0.81%	6,680.63	7,118.98	6,680.63	8,868.58	-18.77% €
Athex All Share Index	200.98 €	209.78	-8.80	-4.19%	200.98	200.98	200.98	248.43	-12.64% €
Hellenic Corporate Bond Index	121.34 €	121.59	-0.25	-0.20%			121.34	127.89	-5.04% €
Hellenic Corporate Bond Price Index	90.09 €	90.29	-0.19	-0.21%			90.09	95.40	-5.54% €

Note 1: FTSE/Med 100, Hellenic Corporate Bond Price Index and Hellenic Corporate Bond Index closing prices refer to the previous trading day of 03/03/2022.

Note 2: The Hellenic Mid & Small Cap Index is a Customized index calculated by the Athens Exchange.

Analytic Figures for Athex Market's Boards and Categories

	Total Traded Securities	Main Market	Surveillance	Exchange Traded Funds (ETFs)
Totals	127	116	10	1
Gain / Lose / Same:	13 / 106 / 8	11 / 100 / 5	2 / 5 / 3	0 / 1 / 0
Athex Capitalisation (mill. €) **	57,347.86	57,115.18	232.68	
Daily Average Trans/ons Value(thou.€)	93,668.16	93,440.36	268.29	13.63
Transactions Value	157,001.65	156,374.73	581.12	45.79
Main Board:	145,357.65	144,730.73	581.12	45.79
Blocks Board 6_2_3:	11,644.00	11,644.00	0.00	0.00
Forced Sales Board:	0.00	0.00	0.00	0.00
Special Terms Board:	0.00	0.00	0.00	0.00
Daily Average Transactions Volume	42,255,964	41,310,176	955,396	630
Transactions Volume	80,618,749	76,817,109	3,799,269	2,371
Main Board:	79,119,057	75,317,417	3,799,269	2,371
Blocks Board 6_2_3:	1,499,692	1,499,692	0	0
Forced Sales Board:	0	0	0	0
Special Terms Board:	0	0	0	0
Daily Average Number of Trades	36,436	36,133	300	3
Number of Trades	75,459	74,868	577	14
Main Board:	75,449	74,858	577	14
Blocks Board 6_2_3:	10	10	0	0
Forced Sales Board:	0	0	0	0
Special Terms Board:	0	0	0	0

Trading Details by Athex Sectors and Financial Instruments (ETFs)

Code	Sectors	Gain / Lose / Same	Number of Trades	Transactions Volume	Transactions Value	% of Total Trans. Value
3010	- Banks	0 / 6 / 0	32,937	63,061,727	72,448,999.24	46.15%
5510	- Basic Resources	2 / 10 / 1	2,256	729,773	1,727,924.51	1.10%
5010	- Construction & Materials	1 / 10 / 1	3,286	1,489,441	3,688,102.99	2.35%
4020	- Consumer Products & Services	2 / 6 / 1	3,447	616,266	6,241,443.36	3.98%
6010	- Energy	0 / 4 / 0	3,277	484,676	5,211,910.85	3.32%
12000	- Financial Instruments	0 / 1 / 0	14	2,371	45,794.93	0.03%
3020	- Financial Services	0 / 4 / 0	841	2,234,156	812,345.36	0.52%
4510	- Food Beverage & Tobacco	1 / 6 / 2	1,460	265,025	4,443,112.60	2.83%
2010	- Health Care	0 / 3 / 0	105	38,656	45,232.07	0.03%
5020	- Industrial Goods & Service	0 / 19 / 1	5,920	4,893,145	11,123,654.63	7.09%
3030	- Insurance	0 / 2 / 0	145	30,656	191,354.22	0.12%
4030	- Media	1 / 0 / 0	9	1,058	466.48	0.00%
4520	- Personal Care, Drug & Grocery Stores	1 / 2 / 0	300	57,145	213,037.37	0.14%
3510	- Real Estate	0 / 8 / 1	2,108	709,652	3,141,619.15	2.00%
4040	- Retail	1 / 5 / 0	1,364	355,783	1,165,637.11	0.74%
1010	- Technology	3 / 8 / 0	2,149	763,863	2,345,657.30	1.49%
1510	- Telecommunications	0 / 2 / 0	4,931	1,058,841	17,267,796.40	11.00%
4050	- Travel & Leisure	1 / 6 / 0	5,012	1,612,438	11,524,528.93	7.34%
6510	- Utilities	0 / 4 / 1	5,898	2,214,077	15,363,032.20	9.79%

Top 10 best & worst performing Shares

Main Market

With positive Price change	Closing price	change	With negative Price change	Closing price	change
MEVACO SA (CR)	2.16	9.65% #	QUEST HOLDINGS (CR)	16	-11.50% €
JUMBO SA (CR)	13.25	1.92% #	EUROCONSULTANTS S.A. (CR)	0.48	-9.43% €
INTRACOM HOLDINGS (CR)	1.6	1.78% #	IDEAL HOLDINGS (CR)	2.85	-9.24% €
GR. SARANTIS S.A. (CR)	7	1.45% #	SIDMA STEEL (CR)	2.24	-8.94% €
KTIMA KOSTAS LAZARIDIS SA (CR)	1.77	1.14% #	OTE (CR)	15.66	-7.88% €
AVAX S.A. (CR)	0.749	1.08% #	TZIRAKIAN PROFIL (CR)	2.44	-7.58% €
			UNIBIOS (CR)	0.546	-7.14% €
			PIRAEUS FINANCIAL HOLD (CR)	1.18	-7.01% €
			ATHENS MEDICAL CENTER SA (CR)	1.475	-6.94% €
			PREMIA (CR)	1.23	-6.82% €
With the highest Transactions Value	Value (thou. €)	change	With the highest Transactions Volume	Volume	change
ALPHA SERVICES HOLD (CR)	25,641.17	-5.44% €	ALPHA SERVICES HOLD (CR)	26,283,588	-5.44% €
NATIONAL BANK (CR)	21,964.31	-1.84% €	EUROBANK HOLDINGS (CR)	22,207,005	-6.04% €
EUROBANK HOLDINGS (CR)	17,630.68	-6.04% €	NATIONAL BANK (CR)	8,386,984	-1.84% €
OTE (CR)	17,229.88	-7.88% €	PIRAEUS FINANCIAL HOLD (CR)	5,792,816	-7.01% €
PPC (CR)	11,688.76	-2.70% €	MARFIN INVESTMENT GROUP (CR)	2,017,255	-1.85% €
OPAP (CR)	9,893.16	-4.77% €	PPC (CR)	1,611,788	-2.70% €
MYTILINEOS (CR)	8,076.93	-2.53% €	OTE (CR)	1,054,218	-7.88% €
PIRAEUS FINANCIAL HOLD (CR)	6,904.76	-7.01% €	OPAP (CR)	817,221	-4.77% €
JUMBO SA (CR)	5,634.17	1.92% #	MYTILINEOS (CR)	581,914	-2.53% €
CC HBC AG (CR)	4,285.57	-6.55% €	ELLAKTOR (CR)	536,976	-1.60% €

Note: Stocks that are not included in the "Under Supervision" category, and the transactions value is more than 10,000 €.

Derivatives Summary

	Number of Trades	Volume	Open Interest
Index Futures	484	2,894	3,226
FTSE/Athex Banks	4	5	4
FTSE/Athex Large Cap	480	2,889	3,222
Stock Futures	4,353	72,343	309,329
ADMIE (IPTO) HOLDING S.A. (CR)	55	327	4,988
ALPHA SERVICES HOLD (CR)	924	31,660	76,543
CC HBC AG (CR)	135	389	1,372
CENERGY HOLDINGS (CB)	138	675	10,973
ELLAKTOR (CR)	61	462	12,482
EUROBANK HOLDINGS (CR)	226	7,208	44,945
EYDAP S.A. (CR)	8	25	469
FOURLIS (CR)	93	458	2,734
GEK TERNA (CR)	50	269	6,372
HELLENIC EXCHANGES-A.S.E. (CR)	24	125	1,488
HELLENIC PETROLEUM (CR)	73	190	1,577
INTRACOM HOLDINGS (CR)	91	1,164	6,947
JUMBO SA (CR)	140	432	923
LAMDA DEVELOPMENT SA (CR)	297	1,247	6,338
MARFIN INVESTMENT GROUP (CR)	5	263	33,781
MOTOR OIL (CR)	157	406	2,523
MYTILINEOS (CR)	225	802	6,766
NATIONAL BANK (CR)	626	13,570	25,679
OPAP (CR)	44	151	1,323
OTE (CR)	101	416	887
P.P.A. S.A. (CR)	10	11	717
PIRAEUS FINANCIAL HOLD (CR)	320	9,120	31,447
PPC (CR)	267	1,887	16,474
TERNA ENERGY (CR)	83	321	1,873
TITAN CEMENT (CB)	65	265	1,335
VIOHALCO SA/NV (CB)	135	500	8,373
Index Options	12	33	866
FTSE/Athex Large Cap	12	33	866
Stock Options	1	3	1,063
ALPHA SERVICES HOLD (CR)	0	0	250
NATIONAL BANK (CR)	0	0	652
OPAP (CR)	0	0	31
OTE (CR)	0	0	52
PIRAEUS FINANCIAL HOLD (CR)	0	0	11
PPC (CR)	1	3	67
Total Derivatives Traded	4,850	75,273	314,484

Number of Outstanding Securities	Nominal Value	Dividends [1]			Date of Last Coupon		Note	Shares	Closing price	% change	Previous closing price/date	Open price	Price min	Price max	Last price	Avg price	Last Bid [7]	Last Ask [7]	P/E after tax	Year	Volume	Trades	Transactions Value[8]	Company Mkt Value (thou. €)	Year low	Year high	Sector[4]
		2019	2020	2021	Dividend [2]	Right																					
5,867,311	0.300	---	---	---	11/08/2010	28/04/2017	5243	DIONIC (CR)	0.11	---	0.11	30/06/2020	---	---	---	---	---	---	---	---	---	---	---	645.40	0.11	0.11	50205010
66,948,210	0.300	---	---	---	22/09/2015	22/09/2015	5179	FOLLI FOLLIE (CR)	4.8	---	4.8	24/05/2018	---	---	---	---	---	---	---	---	---	---	---	321,351.41	4.8	4.8	40401030
12,417,000	0.310	---	---	---	27/08/2019	28/08/2017	5233	MLS MULTIMEDIA SA (CR)	0.57	---	0.57	12/05/2020	---	---	---	---	---	---	---	---	---	---	---	7,077.69	0.57	0.57	10101015
33,301,715	0.320	---	---	---	27/06/2003	08/07/2009	5241	AEGEK (CR)	0.035	---	0.035	25/06/2020	---	---	---	---	---	---	---	---	---	---	---	1,165.56	0.035	0.035	50101010
77,126,446	0.340	---	---	---	23/05/2005	18/08/2011	5206	G.E. DIMITRIOU (CR)	0.0125	---	0.0125	30/04/2019	---	---	---	---	---	---	---	---	---	---	---	964.08	0.0125	0.0125	40202020
7,085,888	1.59	---	---	---	02/07/1996	06/09/2010	5216	ELVIEMEK (CR)	2.6	---	2.6	30/09/2019	---	---	---	---	---	---	---	---	---	---	---	18,423.31	2.6	2.6	35101010
25,179,640	0.600	---	---	---	08/08/1994	19/09/2000	5191	J.BOUTARIS & SON (CR)	0.026	---	0.026	01/10/2018	---	---	---	---	---	---	---	---	---	---	---	742.45	0.026	0.026	45101015
1,540,000	0.600	---	---	---	08/08/1994	19/09/2000	5192	J.BOUTARIS & SON (PR)	0.057	---	0.057	01/10/2018	---	---	---	---	---	---	---	---	---	---	---	742.45	0.057	0.057	45101015

Suspension Status

Shares' Notes

Code	Note text
()	- Adjusted dividends.
*	- Last adjusted closing price.
[1]	- Net dividends.
[2]	- The "Date of Last Coupon" for New listings refers to the date company's stocks started to trade in Athex
[3]	- The Company Market Value is referred to the number of outstanding shares
[4]	- Sectors codification can be found in Appendix A
[5]	- The Market Value refers to the total number of shares listed (including their several classes) in the exchange by the company.
[6]	- P/E greater than 100
[7]	- Last view of the Order Book before the end of the trading session
[8]	- All Blocks Methods' Transactions Value are included.
4750	- Transfer to the Under Surveillance Category from 8/4/2011.
4912	- Transfer to the Surveillance Category as of 31/7/2012.
4955	- Transfer to the Surveillance Category as from 5/4/2013.
4957	- Transfer to the Surveillance Category as from 5/4/2013.
4958	- Transfer to the Surveillance Category as from 5/4/2013.
4959	- Transfer to the Surveillance Category as from 5/4/2013.
5093	- Transfer to the Surveillance Category as of 8/4/2015.
5112	- Transfer to the Surveillance Category as of 15/04/2016.
5115	- Transfer to the Surveillance Category as of 15/04/2016.
5141	- Transfer to the Surveillance Category as of 10/05/2017.
5160	- Transfer to the Surveillance Category as of 15/04/2016.
5162	- Transfer to the Under Supervision Category as of 21/12/2009.
5165	- Transfer to the Surveillance Category as of 15/02/2018.
5179	- Suspension of trading as of 25/05/2018.
5191	- Suspension of trading as of 02/10/2018.
5192	- Suspension of trading as of 02/10/2018.
5193	- Transfer to the Surveillance Category as of 25/10/2018.
5194	- Transfer to the Surveillance Category as of 25/10/2018.
5197	- Transfer to the Surveillance Category as of 07/11/2018.
5206	- Suspension of trading as of 02/05/2019.
5216	- Suspension of trading as of 01/10/2019.
5232	- Transfer to the Under Surveillance Category from 08/04/2011.
5233	- Suspension of trading as of 13/05/2020.
5241	- Suspension of trading as of 26/06/2020.
5243	- Suspension of trading as of 01/07/2020.
5245	- Transfer to the Surveillance Category as of 09/07/2020.
5246	- Transfer to the Surveillance Category as of 09/07/2020.
5248	- Transfer to the Surveillance Category as of 06/09/20116.
5253	- Transfer to the Surveillance Category as of 14/5/2021.

Securities Blocks Details

Securities	Block Volume	Price	Block Trade Value	Time of approval	Note
PPC (CR)	100,000	7.17	716,500.00	11:31:17	20
PPC (CR)	150,000	7.22	1,083,000.00	12:45:00	20
NATIONAL BANK (CR)	612,515	2.61	1,596,826.61	13:17:35	20
OTE (CR)	100,000	16.59	1,659,000.00	14:14:28	20
OTE (CR)	118,460	16.59	1,965,251.40	14:21:19	20
OPAP (CR)	50,000	12.14	607,000.00	14:23:06	20
NATIONAL BANK (CR)	10,000	2.75	27,500.00	15:18:58	18
OTE (CR)	87,913	16.49	1,449,685.37	17:06:42	20
PPC (CR)	185,479	7.31	1,354,924.10	17:10:42	20
MYTILINEOS (CR)	85,325	13.88	1,184,311.00	17:11:19	20

Blocks Notes

- 9 - Method 6-1 / Special Fees
- 10 - Method 6-1 / Special Fees, SDS
- 14 - Method 6-3 / Settlement, Incomplete Buy and Sell
- 18 - Method 6-2 / SPOT 1
- 19 - Method 6-2 / SPOT 2
- 20 - Method 6-1 and Method 6-1 Same Day Settlement
- 21 - Other Pre-agreed

Shares Rights Details

Occured date	Exercise from	Exercise until	Trading until	Rights	Price min	Price max	Closing price	Last Bid	Last Ask	Volume	Trades	Transactions Value
--------------	---------------	----------------	---------------	--------	-----------	-----------	---------------	----------	----------	--------	--------	--------------------

No Rights Transactions.

Forced Sales Details

Securities	Category of Security	Transactions Volume	Number of Trades	Transactions Value	Note
------------	----------------------	------------------------	---------------------	-----------------------	------

No Forced Transactions.

Forced Sales Notes

- 1 - Compulsory Public Forced Sales
- 2 - Forced Sales of Fixed Registered Shares
- 3 - Forced Sales of Remaining Fractional Shares

Exchange Traded Funds (ETFs) Characteristics

	Transactions Date (T)	Creation / Redemption	Units (T-1)	New Units (T-1)	Redemption Units (T-1)	Units (T) [1]	Fund Assets [2]	Net Unit Price	Dividend per Unit	Dividend Date
ALPHA ETF FTSE Athex Large Cap	08/03/2022	5,000	882,175	---	---	882,175	17,540,040.00	19.8827	0.71	01/07/2021

ETFs Notes

[1] - Units (T) = Units (T-1) + New Units (T-1) - Redemption Units (T-1)

[2] - The Creation / Redemption Units of T-1 are included.

Non Convertible Corporate Bonds - Regulated Market

Num Listed Bonds	Nominal price	Issue price	Today's Rate	Exp. Date	Duration (years)	Note	Coupon		Trading Unit	Corporate Bonds	Accrued Int.	Yield.T.Mat	Price min	Price max	Closing price	Previous closing price/date	Volume	Transactions Value	Last order		ear min	Year max		
							Common	Preferred											Price	Buy / Sell			Date	
150,000	1,000.00	1,000.00	2.65	22/10/2026	5	---	1	---	1	CPLP SHIPPING HOLDINGS PLC (Non Convertible)	10.2319	4.0640	90.1111	95.0000	94.2655	94.2140	04/03/2022	120,000	114,346.38	93.2000	B	38/03/2022	94.2138	100.0000
320,000	1,000.00	1,000.00	3.40	21/07/2027	7	---	4	---	1	LAMDA DEVELOPMENT S.A. (Non Convertible)	4.5333	4.5190	93.5232	97.0000	94.0000	94.0110	04/03/2022	127,000	120,462.04	93.8010	B	38/03/2022	93.0000	102.0000
200,000	1,000.00	1,000.00	2.10	27/10/2027	7	---	3	---	1	O.P.A.P. S.A. (Non Convertible)	7.8167	2.4280	96.0000	98.0000	98.0000	96.0950	04/03/2022	24,000	23,372.60	96.5000	B	38/03/2022	96.0000	101.7500
200,000	1,000.00	1,000.00	1.90	23/03/2028	7	---	2	---	1	MOTOR OIL CORINTH REFINERIES SA (Non Convertible)	8.8667	2.8430	94.0000	95.0100	94.8003	94.9990	04/03/2022	65,000	62,196.51	94.0050	B	38/03/2022	94.5000	99.2000
100,000	1,000.00	1,000.00	2.70	25/05/2026	5	---	2	---	1	COSTAMARE PARTICIPATIONS PLC (Non Convertible)	7.8750	3.7830	95.0000	96.9999	95.7143	96.0010	04/03/2022	14,000	13,510.25	95.0000	B	38/03/2022	95.3065	102.0000
300,000	1,000.00	1,000.00	2.30	20/07/2028	7	---	2	---	1	PRODEA REIC S.A.(Non Convertible)	3.1306	4.3490	89.0003	91.0000	89.3428	90.4200	04/03/2022	256,000	228,810.75	89.1000	B	38/03/2022	89.3428	98.1000
150,000	1,000.00	1,000.00	2.60	22/10/2026	7	---	5	---	1	TERNA ENERGY FINANCE S.A. (Non Convertible)	10.0389	3.2740	95.9690	97.0000	96.4262	92.9810	04/03/2022	30,000	29,229.02	93.0412	B	38/03/2022	92.9810	99.9900
500,000	1,000.00	1,000.00	2.75	03/07/2027	7	---	4	---	1	GEK TERNA S.A. (Non Convertible)	5.0417	4.4980	91.0000	93.5500	91.4953	93.0330	04/03/2022	74,000	68,079.62	91.0000	B	38/03/2022	91.0000	99.0000
175,000	1,000.00	1,000.00	3.40	26/07/2024	5	---	6	---	1	ATTICA HOLDINGS S.A. (Non Convertible)	4.0611	5.4700	94.0000	96.9799	94.5217	96.0130	04/03/2022	114,000	108,217.66	95.0000	B	38/03/2022	94.5217	99.4500
20,148	1,000.00	1,000.00	4.95	26/06/2023	5	---	8	---	1	B&F COMM. & GARM. INDUS. S.A. (Non Convertible)	10.0375	4.1750	100.0000	100.0000	100.0000	99.0000	04/03/2022	3,000	3,030.11	98.5000	B	38/03/2022	99.0000	101.0000
250,000	1,000.00	1,000.00	2.45	16/11/2028	7	---	1	---	1	ELVALHALCOR S.A. (Non Convertible)	7.7583	4.1140	89.0000	93.9999	91.0000	96.8980	03/03/2022	30,000	27,452.75	90.6100	B	38/03/2022	91.0000	100.2900
120,000	1,000.00	1,000.00	2.65	06/12/2028	7	---	1	---	1	NOVAL PROPERTY REIC (Non Convertible)	6.9194	3.8500	---	---	---	93.3560	01/03/2022	---	---	91.0010	B	38/03/2022	93.3560	100.0000
300,000	1,000.00	1,000.00	2.30	14/12/2028	7	---	1	---	1	GEK TERNA S.A. (Non Convertible)	5.4944	3.9440	91.0000	93.9998	91.0000	94.0000	04/03/2022	22,000	20,275.87	86.8001	B	38/03/2022	91.0000	100.0000
100,000	1,000.00	1,000.00	2.95	11/02/2027	5	---	1	---	1	SAFE BULKERS PARTICIPATIONS PLC (Non Convertible)	2.2125	4.2760	94.5000	94.5000	94.5000	94.5000	04/03/2022	15,000	14,208.19	94.5000	B	38/03/2022	94.5000	99.9990
200,000	1,000.00	1,000.00	3.60	12/03/2026	7	---	6	---	1	AEGEAN AIRLINES S.A. (Non Convertible)	17.8000	4.2860	95.0057	98.0000	96.0005	98.0000	04/03/2022	42,000	41,489.66	95.0063	B	38/03/2022	96.0005	101.3000
120,000	1,000.00	1,000.00	3.95	04/04/2025	7	---	8	---	1	GEK TERNA S.A. (Non Convertible)	17.2264	3.6180	99.0000	100.6000	99.3357	100.5000	04/03/2022	47,000	47,497.44	99.0000	B	38/03/2022	99.3357	103.2000
90,000	1,000.00	1,000.00	3.00	11/05/2023	5	---	8	---	1	CORAL A.E. (Non Convertible)	9.9167	2.0710	100.0020	100.8000	100.8000	100.8000	04/03/2022	107,000	108,879.16	100.0010	B	38/03/2022	99.8036	102.0000
100,000	1,000.00	1,000.00	2.80	25/01/2027	5	---	1	---	1	PREMIA S.A. (Non Convertible)	3.4222	3.5230	95.9999	97.0000	96.9000	95.8250	02/03/2022	10,000	9,724.22	93.0310	B	38/03/2022	94.5000	99.5000

Corporate Bonds Notes

Transactions Volume = (Pieces) * (Nominal Price). Transactions Value = (Pieces) * (Nominal Price) * (price %) + (Accrued interest).

The price of a Bond is stated as a percentage (%) of Bond's Nominal Price.

Nominal Price in Euros (€), except if it is noted differently.

Government Bonds

Number Listed Bonds	Nominal price	Today's Rate	Accrued Interest Calc	Exp. Date [1]	Duration (years)	Note	Coupons Date	Curr. coupon value	Trading Unit	Government Bonds	Price min	Price max	Closing price	Previous closing price/date	Volume	Transactions Value	Price	Last order Buy / Sell	Date
3,000,000	1,000.00	4.38	Actual/Actual	01/08/2022	5	---	01/08	4.38	1	GGB-FXD-010822-05Y-4.375-1.000	---	---	---	---	---	---	1.0000	B	28/11/2018
4,500,000	1,000.00	1.88	Actual/Actual	04/02/2035	15	---	04/02	1.88	1	GGB-FXD-040235-15Y-1.875-1.000	---	---	---	---	---	---	---	---	---
2,500,000	1,000.00	3.45	Actual/Actual	02/04/2024	5	---	02/04	3.45	1	GGB-FXD-020424-05Y-3.450-1.000	---	---	---	---	---	---	---	---	---
6,000,000	1,000.00	0.75	Actual/Actual	18/06/2031	10	---	18/06	0.75	1	GGB-FXD-180631-10Y-0.750-1.000	---	---	---	---	---	---	---	---	---
4,355,990,324	1.00	3.50	Actual/Actual	30/01/2023	5	---	01/02 - 31/01	3.50	1	GGB-FXD-300123-05Y-3.500-1.000	---	---	---	94.5720 13/07/2018	---	---	1.0000	B	28/11/2018
5,962,747,327	1.00	3.75	Actual/Actual	30/01/2028	10	---	/02 - 01/02 - 31/	3.75	1	GGB-FXD-300128-10Y-3.750-1.000	---	---	---	85.4610 13/07/2018	---	---	1.0000	B	28/11/2018
6,567,309,386	1.00	3.90	Actual/Actual	30/01/2033	15	---	/02 - 01/02 - 31/	3.90	1	GGB-FXD-300133-15Y-3.900-1.000	---	---	---	78.6730 13/07/2018	---	---	1.0000	B	28/11/2018
5,222,848,349	1.00	4.00	Actual/Actual	30/01/2037	19	---	/02 - 01/02 - 31/	4.00	1	GGB-FXD-300137-19Y-4.000-1.000	---	---	---	77.0370 13/07/2018	---	---	1.0000	B	28/11/2018
5,126,770,669	1.00	4.20	Actual/Actual	30/01/2042	24	---	/02 - 01/02 - 31/	4.20	1	GGB-FXD-300142-24Y-4.200-1.000	---	---	---	77.7640 13/07/2018	---	---	1.0000	B	28/11/2018
119,550,565	1.00	4.30	Actual/Actual	24/02/2023	11	---	24/02	4.30	1	GGB-FXD-240223-11Y-2.000-1.000	---	---	---	10.0000 22/06/2015	---	---	10.0000	B	11/07/2019
48,794,718	1.00	4.30	Actual/Actual	24/02/2024	12	---	24/02	4.30	1	GGB-FXD-240224-12Y-2.000-1.000	---	---	---	10.0000 22/06/2015	---	---	---	---	---
40,248,141	1.00	4.30	Actual/Actual	24/02/2025	13	---	24/02	4.30	1	GGB-FXD-240225-13Y-2.000-1.000	---	---	---	10.0000 22/06/2015	---	---	---	---	---
59,586,043	1.00	4.30	Actual/Actual	24/02/2026	14	---	24/02	4.30	1	GGB-FXD-240226-14Y-2.000-1.000	---	---	---	10.0000 22/06/2015	---	---	---	---	---
41,118,344	1.00	4.30	Actual/Actual	24/02/2027	15	---	24/02	4.30	1	GGB-FXD-240227-15Y-2.000-1.000	---	---	---	10.0000 22/06/2015	---	---	---	---	---
45,137,734	1.00	4.30	Actual/Actual	24/02/2028	16	---	24/02	4.30	1	GGB-FXD-240228-16Y-2.000-1.000	---	---	---	10.0000 22/06/2015	---	---	---	---	---
61,768,888	1.00	4.30	Actual/Actual	24/02/2029	17	---	24/02	4.30	1	GGB-FXD-240229-17Y-2.000-1.000	---	---	---	10.0000 22/06/2015	---	---	---	---	---
54,567,744	1.00	4.30	Actual/Actual	24/02/2030	18	---	24/02	4.30	1	GGB-FXD-240230-18Y-2.000-1.000	---	---	---	10.0000 22/06/2015	---	---	---	---	---
37,541,515	1.00	4.30	Actual/Actual	24/02/2031	19	---	24/02	4.30	1	GGB-FXD-240231-19Y-2.000-1.000	---	---	---	10.0000 22/06/2015	---	---	---	---	---
37,558,317	1.00	4.30	Actual/Actual	24/02/2032	20	---	24/02	4.30	1	GGB-FXD-240232-20Y-2.000-1.000	---	---	---	10.0000 22/06/2015	---	---	---	---	---
37,473,732	1.00	4.30	Actual/Actual	24/02/2033	21	---	24/02	4.30	1	GGB-FXD-240233-21Y-2.000-1.000	---	---	---	10.0000 22/06/2015	---	---	---	---	---
33,888,293	1.00	4.30	Actual/Actual	24/02/2034	22	---	24/02	4.30	1	GGB-FXD-240234-22Y-2.000-1.000	---	---	---	10.0000 22/06/2015	---	---	---	---	---
35,177,800	1.00	4.30	Actual/Actual	24/02/2035	23	---	24/02	4.30	1	GGB-FXD-240235-23Y-2.000-1.000	---	---	---	10.0000 22/06/2015	---	---	---	---	---
35,547,268	1.00	4.30	Actual/Actual	24/02/2036	24	---	24/02	4.30	1	GGB-FXD-240236-24Y-2.000-1.000	---	---	---	10.0000 22/06/2015	---	---	---	---	---
40,246,306	1.00	4.30	Actual/Actual	24/02/2037	25	---	24/02	4.30	1	GGB-FXD-240237-25Y-2.000-1.000	---	---	---	10.0000 22/06/2015	---	---	---	---	---
37,643,952	1.00	4.30	Actual/Actual	24/02/2038	26	---	24/02	4.30	1	GGB-FXD-240238-26Y-2.000-1.000	---	---	---	10.0000 22/06/2015	---	---	---	---	---
36,977,100	1.00	4.30	Actual/Actual	24/02/2039	27	---	24/02	4.30	1	GGB-FXD-240239-27Y-2.000-1.000	---	---	---	10.0000 22/06/2015	---	---	---	---	---
41,615,000	1.00	4.30	Actual/Actual	24/02/2040	28	---	24/02	4.30	1	GGB-FXD-240240-28Y-2.000-1.000	---	---	---	10.0000 22/06/2015	---	---	---	---	---
42,227,208	1.00	4.30	Actual/Actual	24/02/2041	29	---	24/02	4.30	1	GGB-FXD-240241-29Y-2.000-1.000	---	---	---	10.0000 22/06/2015	---	---	---	---	---
68,288,487	1.00	4.30	Actual/Actual	24/02/2042	30	---	24/02	4.30	1	GGB-FXD-240242-30Y-2.000-1.000	---	---	---	10.0000 22/06/2015	---	---	---	---	---
4,000,000	1,000.00	3.88	Actual/Actual	12/03/2029	10	---	12/03	3.88	1	GGB-FXD-120329-10Y-3.875-1.000	---	---	---	---	---	---	100.0000	B	15/10/2019
4,500,000	1,000.00	0.00	Actual/Actual	12/02/2026	5	---	12/02	0.00	1	GGB-FXD-120226-05Y-0.000-1.000	---	---	---	---	---	---	---	---	---
3,000,000	1,000.00	3.38	Actual/Actual	15/02/2025	7	---	15/02	3.38	1	GGB-FXD-150225-07Y-3.375-1.000	---	---	---	---	---	---	---	---	---
250,250	1,000.00	2.90	Actual/Actual	20/03/2023	4	---	20/03	2.90	1	GGB-FXD-200323-04Y-2.900-1.000	---	---	---	---	---	---	---	---	---
964,000	1,000.00	3.25	Actual/Actual	20/03/2025	6	---	20/03	3.25	1	GGB-FXD-200325-06Y-3.250-1.000	---	---	---	---	---	---	---	---	---

Government Bonds Notes

Transactions Volume = (Pieces) * (Nominal Price). Transactions Value = (Pieces) * (Nominal Price) * (price %) + (Accrued interest).

The Value of current coupon for the issues with NV 0.01 euro refers to NV 100 euros

FLR: Floating Interest Rate.

[1] - The Expiration Date of the interest bearing period and the Date for coupon payment.

Government Bonds

Number Listed Bonds	Nominal price	Today's Rate	Accrued Interest Calc	Exp. Date [1]	Duration (years)	Note	Coupons Date	Curr. coupon value	Trading Unit	Government Bonds	Price min	Price max	Closing price	Previous closing price/date	Volume	Transactions Value	Price	Last order Buy / Sell	Date
2,100,000	1,000.00	3.55	Actual/Actual	20/03/2026	7	---	20/03	3.55	1	GGB-FXD-200326-07Y-3.550-1.000	---	---	---	---	---	---	---	---	---
40,000	1,000.00	0.11	FLR Actual/360	16/09/2022	1	---	16/03 - 16/09	---	1	GGB-FLT-160922-01Y-0.108-1.000	---	---	---	---	---	---	---	---	---
5,500,000	1,000.00	1.50	Actual/Actual	18/06/2030	10	---	18/06	1.50	1	GGB-FXD-180630-10Y-1.500-1.000	---	---	---	---	---	---	---	---	---
5,364,250	1,000.00	3.25	Actual/Actual	20/03/2050	30	---	20/03	3.25	1	GGB-FXD-200350-30Y-3.250-1.000	---	---	---	---	---	---	---	---	---
2,424,361	1,000.00	2.00	Actual/Actual	22/04/2027	7	---	22/04	2.00	1	GGB-FXD-220427-07Y-2.000-1.000	---	---	---	---	---	---	99.9000	B	22/04/2020
2,500,000	1,000.00	1.88	Actual/Actual	23/07/2026	7	---	23/07	1.88	1	GGB-FXD-230726-07Y-1.875-1.000	---	---	---	---	---	---	---	---	---
3,500,000	1,000.00	1.88	Actual/Actual	24/01/2052	30	---	24/01	1.88	1	GGB-FXD-240152-30Y-1.875-1.000	---	---	---	---	---	---	---	---	---
3,000,000	1,000.00	1.75	Actual/Actual	26/01/2032	10	---	18/06	1.75	1	GGB-FXD-180632-10Y-1.750-1.000	---	---	---	---	---	---	---	---	---

Government Bonds Notes

Transactions Volume = (Pieces) * (Nominal Price). Transactions Value = (Pieces) * (Nominal Price) * (price %) + (Accrued interest).

The Value of current coupon for the issues with NV 0.01 euro refers to NV 100 euros

FLR: Floating Interest Rate.

[1] - The Expiration Date of the interest bearing period and the Date for coupon payment.

Treasury Bills & Zero Coupon Government Bonds

Issue Date	13-Week Maturity									26-Week Maturity									52-Week Maturity								
	Exp. Date	Initial Rate	Num Listed Bonds	Nominal price	Issue price	Last Trade Price	Last Trade Date	Volume Traded	Note	Exp. Date	Initial Rate	Num Listed Bonds	Nominal price	Issue price	Last Trade Price	Last Trade Date	Volume Traded	Note	Exp. Date	Initial Rate	Num Listed Bonds	Nominal price	Issue price	Last Trade Price	Last Trade Date	Volume Traded	Note
12/03/2021	---	---	---	---	---	---	---	---	---	---	---	---	---	---	---	---	---	---	11/03/2022	-0.22	1,000,000	1,000.00	1,002.24	---	---	---	---
11/06/2021	---	---	---	---	---	---	---	---	---	---	---	---	---	---	---	---	---	---	10/06/2022	-0.31	1,600,000	1,000.00	1,003.10	---	---	---	---
10/09/2021	---	---	---	---	---	---	---	---	---	---	---	---	---	---	---	---	---	---	09/09/2022	-0.31	1,000,000	1,000.00	1,003.14	---	---	---	---
10/12/2021	---	---	---	---	---	---	---	---	---	---	---	---	---	---	---	---	---	---	09/12/2022	-0.40	600,000	1,000.00	1,004.06	---	---	---	---

Bonds in Circulation	Currency / Min nominal traded Value	Coupons Payment Date	Current Coupon Value	Note	Coupon	Trading Unit	Issue Date	Duration (years)	Today's Interest	A.I.C in days	Bonds	Last price of previous days		Last Outcry in Cash (euro)			Trades in Pieces	Life min	Life Max
												Price	Buy / Sell	Price	Buy / Sell	Date			
Corporate Bonds in Foreign Currency and Euro																			
103,746	GBP / 10	01/12	0.25	---	63	1	01/12/1930	98	2.5	360	National Mortgage Bank	2.27	05/02/1996	2.27	S	05/02/1996	---	2.27	2.27
0	GBP / 10	01/12	0.25	---	65	1	01/12/1928	100	2.5	360	National Mortgage Bank	---	---	---	---	---	---	---	---

Government Bonds Notes

A.I.C: Accrued Interest Calculation base.

FLR: Floating Interest Rate.

The minimum tradeable Nominal Value for all Demeterialised Government Titles is 100 Euros.

(μφρ-0)

Athex & ATHEXClear Members List

Member Name				Stock Market			Derivatives Market		ATHEXClear Member	
	Address	Phone	Fax	Market Member	Remote Member	Market Maker	Proprietary	Market Maker	General Clearing	Direct Clearing
A. SARRIS SECURITIES S.A.				a						
6, ΔΡΑΓΑΤΣΑΝΙΟΥ 6 ΑΘΗΝΑ	2103367700									
ΑΕΟΝIC SECURITIES C.I.F. P.L.C.				a	a					
, ΛΑΪΟΥ 6, ΓΡ. 301B, ANNA COURT	35725337600									
ALPHA BANK S.A.									a	
, ΣΤΑΔΙΟΥ 40 ΑΘΗΝΑ	2103260000									
ALPHA FINANCE INVESTMENT SERVICES SINGLE MEMBER SA				a		a	a	a		a
5, ΜΕΡΛΙΝ 5 ΑΘΗΝΑ	2103677400									
ARGUS STOCKBROKERS LTD				a	a		a			
25, 25 ΛΕΩΦΟΡΟΣ ΔΗΜΟΣΘΕΝΗ ΣΕΒΕΡΗ	0035722717000									
ATLANTIC SECURITIES LTD				a	a					
37, ΠΡΟΔΡΟΜΟΥ 37	0035722445400									
AXON SECURITIES S.A.				a			a			
48, ΣΤΑΔΙΟΥ 48 ΑΘΗΝΑ	2103363800									
BETA SECURITIES S.A.				a		a	a			a
29, Α.ΑΛΕΞΑΝΔΡΑΣ 29 ΑΘΗΝΑ	2106478930								a	
BNP PARIBAS SECURITIES SERVICES									a	
2, ΛΑΜΨΑΚΟΥ 2 ΑΘΗΝΑ	2107468500									
BOFA SECURITIES EUROPE SA				a	a					
, 112 AVENUE KL'BER 75116	+33 153655555									
CAPITAL SECURITIES S.A.				a			a			
58, ΜΗΤΡΟΠΟΛΕΩΣ 58 ΑΘΗΝΑ	2103369700									
CFS SECURITIES INVESTMENT SERVICES S.A.				a						
3, ΠΑΠΑΡΡΗΓΟΠΟΥΛΟΥ 3 ΑΘΗΝΑ	2103360800									
CITIGROUP GLOBAL MARKETS EUROPE AG				a	a					
16, REUTERWEG 16 FRANKFURT	+49 691366-0									
CITIGROUP GLOBAL MARKETS LIMITED				a						
1, 33 CANADA SQUARE - CANARY WHARF	+44 02079864000									
CREDIT SUISSE BANK (EUROPE), S.A.				a	a					
, CALLE AYALA 42, 3A PLANTA-B MADRID	+34917916000									
CREDIT SUISSE SECURITIES (EUROPE) LIMITED				a						
1, ONE CABOT SQUARE LONDON	+44 2078888888									
CYCLOS SECURITIES S.A.				a			a			
39, ΠΑΝΕΠΙΣΤΗΜΙΟΥ 39 ΑΘΗΝΑ	2103364300									
DEUTSCHE BANK S.A.					a					
1, GREAT WINCHESTER STREET LONDON	+44 20 754 54209	00441133361437								
DYNAMIC SECURITIES S.A.				a			a			a
, ΤΡΑΛΛΕΩΝ 2 & Α.ΣΥΓΓΡΟΥ 223 ΝΕΑ ΣΜΥΡΝΙ	2103677700									
EUROBANK EQUITIES INVESTMENT FIRM S.A				a		a	a	a		a
, ΦΙΛΕΛΛΗΝΩΝ 10 & ΞΕΝΟΦΩΝΤΟΣ 13 ΑΘΗΝΑ	2103720425									
EUROBANK S.A.									a	
, ΟΘΩΝΟΣ 8 ΑΘΗΝΑ	2103337000									
EUROCORP INVESTMENT SERVICES S.A.				a			a			a
14, ΠΛ.ΦΙΛΙΚΗΣ ΕΤΑΙΡΕΙΑΣ 14 ΑΘΗΝΑ	2107263600									
EUROTRUST INVESTMENT FIRM SA				a						
113, ΣΕΒΑΣΤΟΥΠΟΛΕΩΣ 113 ΑΘΗΝΑ	2103363100									
EUROXX SECURITIES S.A.				a		a	a	a		a
7, ΠΑΛΑΙΟΛΟΓΟΥ ΧΑΛΑΝΔΡΙ	(210)-6879400	(210)-6879401								
7, ΠΑΛΕΟΛΟΓΟΥ ΧΑΛΑΝΔΡΙ	+30 2106879400	210-6879401								
G. A. PERVANAS SECURITIES- INVESTMENT SERVICES S.A.				a						
7-9, ΣΟΦΟΚΛΕΟΥΣ 7-9 ΑΘΗΝΑ	2103727200									
GLOBAL CAPITAL SECURITIES & FINANCIAL SERVICES LTD				a	a					
50, ΛΑΡΧΙΕΠΙΣΚΟΠΟΥ ΜΑΚΑΡΙΟΥ Γ50	0035722710710									
HELLENIC AMERICAN SECURITIES S.A.				a		a	a			a
27, ΑΝΔΡΕΑ ΠΑΠΑΝΔΡΕΟΥ 27 ΜΑΡΟΥΣΙ	2103311100									
HELLENIC BANK (INVESTMENTS) LTD					a					
, ΑVE.KYΡΙΑΚΟΥ MATSI 31 - PO BOX 24747 NICOSIA	+357 22500100	357 22500110								
HSBC CONTINENTAL EUROPE									a	
109-111, Α.ΜΕΣΟΓΕΙΩΝ 109-111	2106960000									
INDEX SECURITIES S.A.				a						
6, ΔΡΑΓΑΤΣΑΝΙΟΥ 6 ΑΘΗΝΑ	2103213920									
J. CHR. MAVRIKIS SECURITIES S.A.				a						
5, ΣΟΦΟΚΛΕΟΥΣ 5 ΑΘΗΝΑ	2103216730									

Athex & ATHEXClear Members List

Member Name				Stock Market			Derivatives Market		ATHEXClear Member	
	Address	Phone	Fax	Market Member	Remote Member	Market Maker	Proprietary	Market Maker	General Clearing	Direct Clearing
KAPPA SECURITIES S.A.				a			a			
15, ΒΑΛΛΑΡΙΤΟΥ 15 ΑΘΗΝΑ	2103678600									
KARAMANOF SECURITIES & INVESTMENT SERVICES S.A.				a						
2, ΠΛ.ΑΓ.ΘΕΟΔΩΡΩΝ 2 ΑΘΗΝΑ	2103212947									
LAIKI FINANCIAL SERVICES LTD					a					
26, AVE. VYRONOS NICOSIA	357 22367367	357 22718567								
LEON DEPOLAS SECURITIES S.A.				a		a	a			
1, ΧΡΗΣΤΟΥ ΛΑΔΑ 1 ΑΘΗΝΑ	2103213276 -28									
MEGA EQUITY SECURITIES & FINANCIAL SERVICES PUBLIC LTD				a	a		a			
42-44, ΛΕΩΦ.ΓΡΙΒΑ ΔΙΓΕΝΗ 42-44	0035722711711									
MERIT SECURITIES S.A				a		a	a			a
5, ΣΟΦΟΚΛΕΟΥΣ 5 ΑΘΗΝΑ	2103671880									
MERRILL LYNCH INTERNATIONAL				a						
2, 2 KING EDWARD STREET LONDON	+44 20276281000									
N. CHRYSOCHOIDIS SECURITIES S.A.				a			a			a
7-9, ΣΟΦΟΚΛΕΟΥΣ 7-9 ΑΘΗΝΑ	2103213913									
NATIONAL BANK OF GREECE S.A.				a			a		a	
86, ΑΙΟΛΟΥ STR. ΑΘΗΝΑ	(210)-3341000	(210)-3228187								
68, ΑΚΑΔΙΜΙΑΣ STR. ΑΘΗΝΑ	(210)-3328817	(210)-3328678								
NATIONAL SECURITIES SINGLE MEMBER SA				a		a	a	a		
66, ΛΕΩΦΟΡΟΣ ΑΘΗΝΩΝ 128-132 & ΙΦΙΓΕΝΙΑΣ ΑΘΗΝΑ	2103328784									
NUNTIUS BROKERAGE AND INVESTMENT SERVICES S.A				a						
6, ΔΡΑΓΑΤΣΑΝΙΟΥ 6 ΑΘΗΝΑ	2103350599									
ONE PLUS CAPITAL LIMITED				a	a					
, 75 PRODROMOU AVENUE NICOSIA 1307	35722873760									
OPTIMA BANK S.A.				a		a	a	a	a	
32, ΑΙΓΙΑΛΕΙΑΣ 32 & ΠΑΡΑΔΕΙΣΟΥ ΜΑΡΟΥΣΙ	2108173663									
PANTELAKIS SECURITIES S.A.				a		a	a	a		
57, ΕΘΝΙΚΗΣ ΑΝΤΙΣΤΑΣΕΩΣ 57, ΚΤΙΡΙΟ Β CHALANDRI	2106965000									
PEGASUS SECURITIES S.A				a			a			
17, ΒΑΛΛΑΡΙΤΟΥ 17 & ΑΜΕΡΙΚΗΣ ΑΘΗΝΑ	2103670700									
PIRAEUS BANK S.A.				a			a		a	
, ΑΜΕΡΙΚΗΣ 4 ΑΘΗΝΑ	2103335000									
PIRAEUS SECURITIES S. A.				a		a	a	a		a
10, ΣΤΑΔΙΟΥ 10 ΑΘΗΝΑ	2103354100									
PROCHOICE SECURITIES LTD				a	a					
57, ΛΕΩΦ.ΣΠΥΡΟΥ ΚΥΠΡΙΑΝΟΥ 57, ΑΚΙΝΗΤΑ Φ	035724661192									
SHARELINK SECURITIES & FINANCIAL SERVICES LTD				a			a			
6, HOUSE-ΘΕΟΤΟΚΗ 6 ΜΕΓΑΡΟ ΕΛΜΗΝΑ	+357 22554200									
SOCIETE GENERALE S.A.				a	a		a			
, 17 COURS VALMY, CEDEX	+157290504									
SOLIDUS SECURITIES S.A				a			a			a
64, ΛΟΥΙΖΗΣ ΠΙΑΝΚΟΥΡ 64 ΑΘΗΝΑ	2106900600									
ST. EM. LAVRENTAKIS SECURITIES S.A.				a			a			
7-9, ΣΟΦΟΚΛΕΟΥΣ 7-9 ΑΘΗΝΑ	2103213336									
THE CYPRUS INVESTMENT & SECURITIES CORPORATION LTD				a	a					
154, ΛΕΩΦ. ΚΥΡΗΝΕΙΑΣ	0035722121700									
UBS EUROPE SE				a	a					
, OPERNTURM, BOCKENHEIMER LANDSTRASSE 2-4	496921790									
UBS LIMITED					a					
1, FINSBURY AVENUE LONDON	+44 2075687135									

List of Stocks under Market Making operations

Securities	Market Maker	Start Market Making	Stock Category	Suspension Status
MLS MULTIMEDIA SA (CR)				
	PIRAEUS SECURITIES S. A.	01/08/2019		
ALPHA ETF FTSE Athex Large Cap			Exchange Traded Funds (ETFs)	
	ALPHA FINANCE INVESTMENT SERVICES SINGLE MEMBER SA	02/01/1900		
	NATIONAL SECURITIES SINGLE MEMBER SA	02/01/1900		
ADMIE (IPTO) HOLDING S.A. (CR)			Main Market	
	EUROBANK EQUITIES INVESTMENT FIRM S.A	24/05/2021		
	HELLENIC AMERICAN SECURITIES S.A.	09/03/2020		
	PIRAEUS SECURITIES S. A.	29/06/2017		
AEGEAN AIRLINES (CR)			Main Market	
	EUROBANK EQUITIES INVESTMENT FIRM S.A	22/09/2020		
ALPHA SERVICES HOLD (CR)			Main Market	
	ALPHA FINANCE INVESTMENT SERVICES SINGLE MEMBER SA	29/02/2016		
	EUROBANK EQUITIES INVESTMENT FIRM S.A	22/10/2006		
	HELLENIC AMERICAN SECURITIES S.A.	25/07/2014		
	LEON DEPOLAS SECURITIES S.A.	04/01/2016		
	MERIT SECURITIES S.A	03/09/2012		
	NATIONAL SECURITIES SINGLE MEMBER SA	02/01/1900		
	PIRAEUS SECURITIES S. A.	28/05/2009		
ANDROMEDA SA (CR)			Main Market	
	BETA SECURITIES S.A.	15/02/2021		
AS COMPANY SA (CR)			Main Market	
	EUROBANK EQUITIES INVESTMENT FIRM S.A	01/04/2019		
ATTICA BANK S.A. (CR)			Main Market	
	EUROXX SECURITIES S.A.	22/01/2016		
AUTOHELLAS SA (CR)			Main Market	
	ALPHA FINANCE INVESTMENT SERVICES SINGLE MEMBER SA	01/07/2019		
	EUROXX SECURITIES S.A.	02/07/2018		
AVAX S.A. (CR)			Main Market	
	EUROBANK EQUITIES INVESTMENT FIRM S.A	14/12/2015		
	PIRAEUS SECURITIES S. A.	01/02/2021		
AVE (CR)			Main Market	
	EUROXX SECURITIES S.A.	05/06/2020		
BRIQ PROPERTIES (CR)			Main Market	
	EUROBANK EQUITIES INVESTMENT FIRM S.A	09/09/2019		
	LEON DEPOLAS SECURITIES S.A.	22/02/2021		
BYTE COMPUTER SA (CR)			Main Market	
	MERIT SECURITIES S.A	04/08/2008		
CC HBC AG (CR)			Main Market	
	BETA SECURITIES S.A.	08/03/2021		
	NATIONAL SECURITIES SINGLE MEMBER SA	02/01/1900		
	PIRAEUS SECURITIES S. A.	04/05/2015		
CENERGY HOLDINGS (CB)			Main Market	
	ALPHA FINANCE INVESTMENT SERVICES SINGLE MEMBER SA	02/01/2016		
	EUROBANK EQUITIES INVESTMENT FIRM S.A	02/01/2016		
CNL CAPITAL (CR)			Main Market	
	MERIT SECURITIES S.A	01/10/2018		
EKTER SA (CR)			Main Market	
	EUROBANK EQUITIES INVESTMENT FIRM S.A	16/10/2017		
	LEON DEPOLAS SECURITIES S.A.	21/05/2018		
ELASTRON (CR)			Main Market	
	LEON DEPOLAS SECURITIES S.A.	20/02/2017		
ELLAKTOR (CR)			Main Market	
	ALPHA FINANCE INVESTMENT SERVICES SINGLE MEMBER SA	18/03/2019		
	EUROBANK EQUITIES INVESTMENT FIRM S.A	01/06/2012		
	EUROXX SECURITIES S.A.	24/09/2018		
	NATIONAL SECURITIES SINGLE MEMBER SA	02/01/1900		
	PIRAEUS SECURITIES S. A.	22/10/2018		
ELTON SA (CR)			Main Market	
	BETA SECURITIES S.A.	03/09/2012		
	LEON DEPOLAS SECURITIES S.A.	01/04/2019		
ELVALHALCOR (CR)			Main Market	
	ALPHA FINANCE INVESTMENT SERVICES SINGLE MEMBER SA	07/05/2018		
	EUROBANK EQUITIES INVESTMENT FIRM S.A	07/05/2018		
ELVE SA (CR)			Main Market	
	LEON DEPOLAS SECURITIES S.A.	02/11/2020		
ENTERSOFT (CR)			Main Market	
	EUROBANK EQUITIES INVESTMENT FIRM S.A	22/06/2020		

List of Stocks under Market Making operations

Securities	Market Maker	Start Market Making	Stock Category
EUROBANK HOLDINGS (CR)			Main Market
	ALPHA FINANCE INVESTMENT SERVICES SINGLE MEMBER SA	09/01/2006	
	EUROBANK EQUITIES INVESTMENT FIRM S.A	01/06/2012	
	HELLENIC AMERICAN SECURITIES S.A.	25/07/2014	
	LEON DEPOLAS SECURITIES S.A.	30/11/2018	
	MERIT SECURITIES S.A	06/11/2017	
	NATIONAL SECURITIES SINGLE MEMBER SA	02/01/1900	
	PIRAEUS SECURITIES S. A.	28/09/2009	
EUROPEAN RELIANCE INSUR. (CR)			Main Market
	BETA SECURITIES S.A.	27/07/2020	
	PANTELAKIS SECURITIES S.A.	15/07/2019	
EYDAP S.A. (CR)			Main Market
	ALPHA FINANCE INVESTMENT SERVICES SINGLE MEMBER SA	27/01/2020	
	EUROBANK EQUITIES INVESTMENT FIRM S.A	10/06/2019	
FOURLIS (CR)			Main Market
	EUROBANK EQUITIES INVESTMENT FIRM S.A	01/12/2016	
	PIRAEUS SECURITIES S. A.	06/03/2017	
GEK TERNA (CR)			Main Market
	BETA SECURITIES S.A.	08/03/2021	
	EUROBANK EQUITIES INVESTMENT FIRM S.A	24/05/2021	
	PIRAEUS SECURITIES S. A.	29/08/2019	
GR. SARANTIS S.A. (CR)			Main Market
	BETA SECURITIES S.A.	14/05/2012	
	EUROBANK EQUITIES INVESTMENT FIRM S.A	24/10/2016	
HELLENIC EXCHANGES-A.S.E. (CR)			Main Market
	HELLENIC AMERICAN SECURITIES S.A.	01/09/2014	
	NATIONAL SECURITIES SINGLE MEMBER SA	02/01/1900	
	PIRAEUS SECURITIES S. A.	04/05/2015	
HELLENIC PETROLEUM (CR)			Main Market
	HELLENIC AMERICAN SECURITIES S.A.	14/09/2015	
	PIRAEUS SECURITIES S. A.	20/03/2017	
IDEAL HOLDINGS (CR)			Main Market
	EUROBANK EQUITIES INVESTMENT FIRM S.A	07/06/2021	
	PIRAEUS SECURITIES S. A.	07/06/2021	
IKTINOS HELLAS SA (CR)			Main Market
	ALPHA FINANCE INVESTMENT SERVICES SINGLE MEMBER SA	01/04/2019	
	EUROBANK EQUITIES INVESTMENT FIRM S.A	25/02/2019	
	NATIONAL SECURITIES SINGLE MEMBER SA	02/01/1900	
INFORM P. LYKOS (CR)			Main Market
	BETA SECURITIES S.A.	31/01/2022	
INTERCONTINENTAL (CR)			Main Market
	LEON DEPOLAS SECURITIES S.A.	03/06/2019	
INTERWOOD-XYLEMPORIA (CR)			Main Market
	EUROBANK EQUITIES INVESTMENT FIRM S.A	05/07/2021	
	PANTELAKIS SECURITIES S.A.	01/07/2021	
INTRAKAT (CR)			Main Market
	BETA SECURITIES S.A.	04/10/2021	
JUMBO SA (CR)			Main Market
	BETA SECURITIES S.A.	01/02/2021	
	EUROBANK EQUITIES INVESTMENT FIRM S.A	25/05/2020	
	MERIT SECURITIES S.A	06/11/2017	
	PIRAEUS SECURITIES S. A.	06/03/2017	
KARAMOLEGOS SA (CR)			Main Market
	EUROXX SECURITIES S.A.	04/10/2019	
KLOUKINAS - LAPPAS SA (CR)			Main Market
	BETA SECURITIES S.A.	22/09/2014	
KRI-KRI S.A. (CR)			Main Market
	EUROBANK EQUITIES INVESTMENT FIRM S.A	07/05/2018	
	LEON DEPOLAS SECURITIES S.A.	16/01/2017	
LAMDA DEVELOPMENT SA (CR)			Main Market
	EUROBANK EQUITIES INVESTMENT FIRM S.A	08/12/2014	
	PANTELAKIS SECURITIES S.A.	06/11/2017	
	PIRAEUS SECURITIES S. A.	29/06/2017	
LAMPASA HOTEL SA (CR)			Main Market
	LEON DEPOLAS SECURITIES S.A.	16/01/2017	
MARFIN INVESTMENT GROUP (CR)			Main Market
	EUROBANK EQUITIES INVESTMENT FIRM S.A	23/03/2015	
	PIRAEUS SECURITIES S. A.	02/02/2009	

List of Stocks under Market Making operations

Securities	Market Maker	Start Market Making	Stock Category
MOTOR OIL (CR)			
	BETA SECURITIES S.A.	08/03/2021	Main Market
	EUROBANK EQUITIES INVESTMENT FIRM S.A	22/10/2006	
	LEON DEPOLAS SECURITIES S.A.	01/04/2019	
	MERIT SECURITIES S.A	25/02/2019	
	NATIONAL SECURITIES SINGLE MEMBER SA	02/01/1900	
	PIRAEUS SECURITIES S. A.	04/05/2015	
MYTILINEOS (CR)			
	ALPHA FINANCE INVESTMENT SERVICES SINGLE MEMBER SA	15/04/2019	Main Market
	EUROBANK EQUITIES INVESTMENT FIRM S.A	20/09/2017	
	MERIT SECURITIES S.A	25/02/2019	
	NATIONAL SECURITIES SINGLE MEMBER SA	02/01/1900	
	PIRAEUS SECURITIES S. A.	04/05/2015	
NATIONAL BANK (CR)			
	ALPHA FINANCE INVESTMENT SERVICES SINGLE MEMBER SA	09/01/2006	Main Market
	BETA SECURITIES S.A.	01/02/2021	
	EUROBANK EQUITIES INVESTMENT FIRM S.A	22/10/2006	
	HELLENIC AMERICAN SECURITIES S.A.	25/07/2014	
	LEON DEPOLAS SECURITIES S.A.	20/05/2015	
	MERIT SECURITIES S.A	03/09/2012	
	NATIONAL SECURITIES SINGLE MEMBER SA	02/01/1900	
	PIRAEUS SECURITIES S. A.	08/09/2008	
OPAP (CR)			
	ALPHA FINANCE INVESTMENT SERVICES SINGLE MEMBER SA	09/01/2006	Main Market
	EUROBANK EQUITIES INVESTMENT FIRM S.A	22/10/2006	
	HELLENIC AMERICAN SECURITIES S.A.	25/07/2014	
	MERIT SECURITIES S.A	20/03/2017	
	NATIONAL SECURITIES SINGLE MEMBER SA	02/01/1900	
	PIRAEUS SECURITIES S. A.	04/05/2015	
OTE (CR)			
	ALPHA FINANCE INVESTMENT SERVICES SINGLE MEMBER SA	09/01/2006	Main Market
	EUROBANK EQUITIES INVESTMENT FIRM S.A	22/10/2006	
	HELLENIC AMERICAN SECURITIES S.A.	25/07/2014	
	LEON DEPOLAS SECURITIES S.A.	20/04/2015	
	MERIT SECURITIES S.A	20/03/2017	
	NATIONAL SECURITIES SINGLE MEMBER SA	02/01/1900	
	PIRAEUS SECURITIES S. A.	08/09/2008	
P.P.A. S.A. (CR)			
	EUROBANK EQUITIES INVESTMENT FIRM S.A	06/02/2019	Main Market
PAPOUTSANIS (CR)			
	BETA SECURITIES S.A.	25/11/2013	Main Market
	EUROBANK EQUITIES INVESTMENT FIRM S.A	06/12/2021	
PETROPOULOS PETROS (CR)			
	EUROBANK EQUITIES INVESTMENT FIRM S.A	01/04/2019	Main Market
	PANTELAKIS SECURITIES S.A.	16/03/2020	
PIRAEUS FINANCIAL HOLD (CR)			
	ALPHA FINANCE INVESTMENT SERVICES SINGLE MEMBER SA	15/04/2019	Main Market
	EUROBANK EQUITIES INVESTMENT FIRM S.A	22/10/2006	
	EUROXX SECURITIES S.A.	15/02/2016	
	HELLENIC AMERICAN SECURITIES S.A.	25/07/2014	
	LEON DEPOLAS SECURITIES S.A.	30/11/2018	
	MERIT SECURITIES S.A	16/09/2013	
	NATIONAL SECURITIES SINGLE MEMBER SA	02/01/1900	
	PIRAEUS SECURITIES S. A.	16/02/2009	
PLAISIO COMPUTERS SA (CR)			
	EUROBANK EQUITIES INVESTMENT FIRM S.A	02/03/2015	Main Market
PPC (CR)			
	ALPHA FINANCE INVESTMENT SERVICES SINGLE MEMBER SA	09/01/2006	Main Market
	BETA SECURITIES S.A.	01/02/2021	
	EUROBANK EQUITIES INVESTMENT FIRM S.A	22/10/2006	
	HELLENIC AMERICAN SECURITIES S.A.	01/09/2014	
	MERIT SECURITIES S.A	06/11/2017	
	NATIONAL SECURITIES SINGLE MEMBER SA	02/01/1900	
	PIRAEUS SECURITIES S. A.	28/09/2009	
PREMIA (CR)			
	BETA SECURITIES S.A.	01/06/2021	Main Market
	PANTELAKIS SECURITIES S.A.	23/12/2021	
PROFILE SA (CR)			
	PANTELAKIS SECURITIES S.A.	01/07/2019	Main Market

List of Stocks under Market Making operations

Securities	Market Maker	Start Market Making	Stock Category
QUEST HOLDINGS (CR)			
	BETA SECURITIES S.A.	26/03/2018	Main Market
	EUROBANK EQUITIES INVESTMENT FIRM S.A	28/01/2019	
TERNA ENERGY (CR)			
	BETA SECURITIES S.A.	08/03/2021	Main Market
	EUROBANK EQUITIES INVESTMENT FIRM S.A	24/05/2021	
	PIRAEUS SECURITIES S. A.	09/12/2019	
THRACE PLASTICS SA (CR)			
	ALPHA FINANCE INVESTMENT SERVICES SINGLE MEMBER SA	26/03/2018	Main Market
	EUROBANK EQUITIES INVESTMENT FIRM S.A	26/03/2018	
TITAN CEMENT (CB)			
	BETA SECURITIES S.A.	01/02/2021	Main Market
	EUROBANK EQUITIES INVESTMENT FIRM S.A	06/11/2019	
	PIRAEUS SECURITIES S. A.	18/01/2021	
TZIRAKIAN PROFIL (CR)			
	LEON DEPOLAS SECURITIES S.A.	19/07/2021	Main Market
UNIBIOS (CR)			
	LEON DEPOLAS SECURITIES S.A.	01/02/2021	Main Market
VIOHALCO SA/NV (CB)			
	ALPHA FINANCE INVESTMENT SERVICES SINGLE MEMBER SA	11/03/2008	Main Market
	EUROBANK EQUITIES INVESTMENT FIRM S.A	04/03/2014	
	MERIT SECURITIES S.A	17/03/2014	

Underlying Asset				Derivatives Market													
Price max	Price min	Closing price	change	Delivery Month	Open price	Price max	Price min	Last price	Closing price	Last Bid	Last Ask	Fixing price*	Life high	Life low	Trades	Volume	Open Interest
FTSE/Athex Large Cap				(Trade Unit: 1 Index Point x 2€, Cash Settlement)													
1,970.98	1,884.54	1,889.19	-4.15%	March 2022	1,910.00	1,940.00	1,887.00	1,889.00	1,889.00	---	---	---	2,382.00	---	459	2,767	2,978
				April 2022	1,908.00	1,928.50	1,890.00	1,897.00	1,897.00	---	---	---	2,350.00	---	21	122	244
				May 2022	---	---	---	---	1,979.50	---	---	---	---	---	---	---	---
				June 2022	---	---	---	---	1,982.50	---	---	---	---	---	---	---	---
				September 2022	---	---	---	---	1,992.50	---	---	---	---	---	---	---	---
				December 2022	---	---	---	---	2,002.50	---	---	---	---	---	---	---	---
FTSE/Athex Banks				(Trade Unit: 1 Index Point x 15€, Cash Settlement)													
545.18	505.99	517.77	-5.03%	March 2022	511.00	521.00	511.00	521.00	521.00	---	---	---	694.50	---	4	5	4
				June 2022	---	---	---	---	548.25	---	---	---	---	---	---	---	---
				September 2022	---	---	---	---	551.00	---	---	---	---	---	---	---	---
				December 2022	---	---	---	---	553.75	---	---	---	---	---	---	---	---

Derivatives notes

Fixing prices and final open positions can be retrieved from the following path <http://www.helex.gr/el/web/guest/statistics-end-of-day-derivatives>

Underlying Asset				Derivatives Market													
Price max	Price min	Closing price	change	Delivery Month	Open price	Price max	Price min	Last price	Closing price	Last Bid	Last Ask	Fixing price*	Life high	Life low	Trades	Volume	Open Interest
ADMIE (IPTO) HOLDING S.A. (CR)																	
(Contract Size: 100 Securities, Physical Delivery)																	
2.23	2.155	2.16	-3.79%	March 2022	2.20	2.22	2.16	2.17	2.17	---	---	---	2.62	---	55	327	4,988
				June 2022	---	---	---	---	2.26	---	---	---	---	---	---	---	---
				September 2022	---	---	---	---	2.27	---	---	---	---	---	---	---	---
				December 2022	---	---	---	---	2.28	---	---	---	---	---	---	---	---
ALPHA SERVICES HOLD (CR)																	
(Contract Size: 100 Securities, Physical Delivery)																	
1.018	0.945	0.974	-5.44%	March 2022	0.994	1.02	0.949	0.971	0.971	---	---	---	1.45	---	825	28,946	65,608
				June 2022	0.990	1.01	0.953	0.975	0.975	---	---	---	1.45	---	99	2,714	10,935
				September 2022	---	---	---	---	1.06	---	---	---	1.27	---	---	---	---
				December 2022	---	---	---	---	1.05	---	---	---	---	---	---	---	---
CC HBC AG (CR)																	
(Contract Size: 100 Securities, Physical Delivery)																	
19	17.8	18.055	-6.55%	March 2022	18.20	18.44	17.50	17.60	17.60	---	---	---	31.99	---	122	361	1,324
				June 2022	18.80	18.80	17.70	17.70	17.70	---	---	---	27.57	---	13	28	48
				September 2022	---	---	---	---	19.53	---	---	---	---	---	---	---	---
				December 2022	---	---	---	---	19.63	---	---	---	---	---	---	---	---
CENERGY HOLDINGS (CB)																	
(Contract Size: 100 Securities, Physical Delivery)																	
3.235	3.125	3.125	-6.44%	March 2022	3.15	3.23	3.09	3.09	3.09	---	---	---	4.09	---	137	674	10,702
				June 2022	3.38	3.38	3.38	3.38	3.38	---	---	---	3.90	---	1	1	271
				September 2022	---	---	---	---	3.38	---	---	---	---	---	---	---	---
				December 2022	---	---	---	---	3.39	---	---	---	---	---	---	---	---
ELLAKTOR (CR)																	
(Contract Size: 100 Securities, Physical Delivery)																	
1.251	1.19	1.23	-1.60%	March 2022	1.21	1.25	1.20	1.21	1.21	---	---	---	1.54	---	61	462	10,995
				June 2022	---	---	---	---	1.24	---	---	---	1.36	---	---	---	1,487
				September 2022	---	---	---	---	1.26	---	---	---	---	---	---	---	---
				December 2022	---	---	---	---	1.27	---	---	---	---	---	---	---	---
EUROBANK HOLDINGS (CR)																	
(Contract Size: 100 Securities, Physical Delivery)																	
0.832	0.771	0.79	-6.04%	March 2022	0.810	0.826	0.775	0.790	0.790	---	---	---	1.17	---	210	6,015	43,650
				June 2022	0.793	0.803	0.782	0.790	0.790	---	---	---	1.15	---	16	1,193	1,295
				September 2022	---	---	---	---	0.850	---	---	---	---	---	---	---	---
				December 2022	---	---	---	---	0.854	---	---	---	---	---	---	---	---
EYDAP S.A. (CR)																	
(Contract Size: 100 Securities, Physical Delivery)																	
6.8	6.56	6.6	-1.64%	March 2022	6.63	6.81	6.62	6.76	6.76	---	---	---	8.10	---	8	25	469
				June 2022	---	---	---	---	6.75	---	---	---	---	---	---	---	---
				September 2022	---	---	---	---	6.78	---	---	---	---	---	---	---	---
				December 2022	---	---	---	---	6.82	---	---	---	---	---	---	---	---

Derivatives notes

Fixing prices and final open positions can be retrieved from the following path <http://www.helex.gr/el/web/guest/statistics-end-of-day-derivatives>

Underlying Asset				Derivatives Market													
Price max	Price min	Closing price	change	Delivery Month	Open price	Price max	Price min	Last price	Closing price	Last Bid	Last Ask	Fixing price*	Life high	Life low	Trades	Volume	Open Interest
FOURLIS (CR)				(Contract Size: 100 Securities, Physical Delivery)													
3.67	3.475	3.61	-2.96%	March 2022	3.66	3.66	3.50	3.57	3.57	---	---	---	4.53	---	93	458	2,681
				June 2022	---	---	---	---	3.72	---	---	---	4.14	---	---	---	53
				September 2022	---	---	---	---	3.76	---	---	---	---	---	---	---	---
				December 2022	---	---	---	---	3.78	---	---	---	---	---	---	---	---
GEK TERNA (CR)				(Contract Size: 100 Securities, Physical Delivery)													
8.24	7.98	8.1	-2.99%	March 2022	8.00	8.22	8.00	8.10	8.10	---	---	---	10.10	---	50	269	6,147
				June 2022	---	---	---	---	8.33	---	---	---	9.56	---	---	---	225
				September 2022	---	---	---	---	8.44	---	---	---	---	---	---	---	---
				December 2022	---	---	---	---	8.48	---	---	---	---	---	---	---	---
HELLENIC EXCHANGES-A.S.E. (CR)				(Contract Size: 100 Securities, Physical Delivery)													
3.55	3.43	3.455	-3.76%	March 2022	3.48	3.55	3.46	3.50	3.50	---	---	---	4.10	---	23	123	1,381
				June 2022	3.50	3.50	3.50	3.50	3.50	---	---	---	4.08	---	1	2	107
				September 2022	---	---	---	---	3.63	---	---	---	---	---	---	---	---
				December 2022	---	---	---	---	3.65	---	---	---	---	---	---	---	---
HELLENIC PETROLEUM (CR)				(Contract Size: 100 Securities, Physical Delivery)													
6.95	6.75	6.77	-2.59%	March 2022	6.73	6.90	6.73	6.78	6.78	---	---	---	7.22	---	72	160	1,511
				June 2022	6.55	6.55	6.55	6.55	6.55	---	---	---	7.08	---	1	30	66
				September 2022	---	---	---	---	7.03	---	---	---	---	---	---	---	---
				December 2022	---	---	---	---	7.06	---	---	---	---	---	---	---	---
INTRACOM HOLDINGS (CR)				(Contract Size: 100 Securities, Physical Delivery)													
1.63	1.52	1.6	1.78%	March 2022	1.55	1.64	1.49	1.60	1.60	---	---	---	2.14	---	91	1,164	6,492
				June 2022	---	---	---	---	1.64	---	---	---	1.92	---	---	---	455
				September 2022	---	---	---	---	1.59	---	---	---	---	---	---	---	---
				December 2022	---	---	---	---	1.60	---	---	---	---	---	---	---	---
JUMBO SA (CR)				(Contract Size: 100 Securities, Physical Delivery)													
13.36	12.9	13.25	1.92%	March 2022	13.00	13.40	13.00	13.08	13.08	---	---	---	14.38	---	140	432	919
				June 2022	---	---	---	---	13.25	---	---	---	13.94	---	---	---	4
				September 2022	---	---	---	---	13.14	---	---	---	---	---	---	---	---
				December 2022	---	---	---	---	13.21	---	---	---	---	---	---	---	---
LAMDA DEVELOPMENT SA (CR)				(Contract Size: 100 Securities, Physical Delivery)													
6	5.65	5.65	-6.15%	March 2022	5.90	5.95	5.60	5.60	5.60	---	---	---	7.58	---	291	1,225	5,740
				June 2022	5.90	5.90	5.72	5.72	5.72	---	---	---	7.07	---	6	22	598
				September 2022	---	---	---	---	6.09	---	---	---	---	---	---	---	---
				December 2022	---	---	---	---	6.12	---	---	---	---	---	---	---	---

Derivatives notes

Fixing prices and final open positions can be retrieved from the following path <http://www.helex.gr/el/web/guest/statistics-end-of-day-derivatives>

Underlying Asset				Derivatives Market													
Price max	Price min	Closing price	change	Delivery Month	Open price	Price max	Price min	Last price	Closing price	Last Bid	Last Ask	Fixing price*	Life high	Life low	Trades	Volume	Open Interest
MARFIN INVESTMENT GROUP (CR) (Contract Size: 100 Securities, Physical Delivery)																	
0.0269	0.0261	0.0265	-1.85%	March 2022	0.027	0.027	0.026	0.026	0.026	---	---	---	0.038	---	5	263	33,781
				June 2022	---	---	---	---	0.027	---	---	---	---	---	---	---	---
				September 2022	---	---	---	---	0.027	---	---	---	---	---	---	---	---
				December 2022	---	---	---	---	0.027	---	---	---	---	---	---	---	---
MOTOR OIL (CR) (Contract Size: 100 Securities, Physical Delivery)																	
13.5	13.27	13.3	-2.21%	March 2022	13.30	13.45	13.25	13.37	13.37	---	---	---	15.55	---	157	406	2,513
				June 2022	---	---	---	---	13.27	---	---	---	14.02	---	---	---	10
				September 2022	---	---	---	---	13.75	---	---	---	---	---	---	---	---
				December 2022	---	---	---	---	13.82	---	---	---	---	---	---	---	---
MYTILINEOS (CR) (Contract Size: 100 Securities, Physical Delivery)																	
14.05	13.73	13.86	-2.53%	March 2022	13.82	14.04	13.67	13.75	13.75	---	---	---	16.25	---	209	714	6,562
				June 2022	14.00	14.03	13.86	13.86	13.86	---	---	---	15.69	---	16	88	204
				September 2022	---	---	---	---	14.37	---	---	---	---	---	---	---	---
				December 2022	---	---	---	---	14.45	---	---	---	---	---	---	---	---
NATIONAL BANK (CR) (Contract Size: 100 Securities, Physical Delivery)																	
2.68	2.541	2.66	-1.84%	March 2022	2.60	2.68	2.56	2.65	2.65	---	---	---	3.83	---	593	13,019	24,378
				June 2022	2.55	2.67	2.55	2.66	2.66	---	---	---	3.79	---	33	551	1,301
				September 2022	---	---	---	---	2.74	---	---	---	---	---	---	---	---
				December 2022	---	---	---	---	2.75	---	---	---	---	---	---	---	---
OPAP (CR) (Contract Size: 100 Securities, Physical Delivery)																	
12.33	11.96	11.97	-4.77%	March 2022	12.28	12.28	11.94	11.97	11.97	---	---	---	13.80	---	44	151	1,280
				June 2022	---	---	---	---	12.46	---	---	---	13.56	---	---	---	43
				September 2022	---	---	---	---	12.71	---	---	---	---	---	---	---	---
				December 2022	---	---	---	---	12.77	---	---	---	---	---	---	---	---
OTE (CR) (Contract Size: 100 Securities, Physical Delivery)																	
16.73	15.66	15.66	-7.88%	March 2022	16.54	16.76	15.71	15.72	15.72	---	---	---	18.42	---	99	414	826
				June 2022	16.40	16.40	16.02	16.02	16.02	---	---	---	18.10	---	2	2	61
				September 2022	---	---	---	---	17.19	---	---	---	---	---	---	---	---
				December 2022	---	---	---	---	17.27	---	---	---	---	---	---	---	---
P.P.A. S.A. (CR) (Contract Size: 100 Securities, Physical Delivery)																	
15.5	15.04	15.2	-1.93%	March 2022	15.20	15.20	15.05	15.10	15.10	---	---	---	18.16	---	10	11	712
				June 2022	---	---	---	---	15.53	---	---	---	16.75	---	---	---	5
				September 2022	---	---	---	---	15.67	---	---	---	---	---	---	---	---
				December 2022	---	---	---	---	15.75	---	---	---	---	---	---	---	---

Derivatives notes

Fixing prices and final open positions can be retrieved from the following path <http://www.helex.gr/el/web/guest/statistics-end-of-day-derivatives>

Underlying Asset				Derivatives Market													
Price max	Price min	Closing price	change	Delivery Month	Open price	Price max	Price min	Last price	Closing price	Last Bid	Last Ask	Fixing price*	Life high	Life low	Trades	Volume	Open Interest
PIRAEUS FINANCIAL HOLD (CR)																	
(Contract Size: 100 Securities, Physical Delivery)																	
1.245	1.16	1.18	-7.01%	March 2022	1.22	1.25	1.16	1.18	1.18	---	---	---	1.72	---	291	8,658	28,246
				June 2022	1.24	1.24	1.17	1.17	1.17	---	---	---	1.68	---	29	462	3,201
				September 2022	---	---	---	---	1.28	---	---	---	---	---	---	---	---
				December 2022	---	---	---	---	1.29	---	---	---	---	---	---	---	---
PPC (CR)																	
(Contract Size: 100 Securities, Physical Delivery)																	
7.48	7.09	7.2	-2.70%	March 2022	7.15	7.48	7.09	7.11	7.11	---	---	---	10.69	---	258	1,858	15,974
				June 2022	7.20	7.44	7.13	7.19	7.19	---	---	---	9.47	---	9	29	500
				September 2022	---	---	---	---	7.48	---	---	---	---	---	---	---	---
				December 2022	---	---	---	---	7.52	---	---	---	---	---	---	---	---
TERNA ENERGY (CR)																	
(Contract Size: 100 Securities, Physical Delivery)																	
12.98	12.44	12.9	0.00%	March 2022	12.90	12.90	12.55	12.88	12.88	---	---	---	13.89	---	82	310	1,671
				June 2022	12.70	12.70	12.70	12.70	12.70	---	---	---	13.09	---	1	11	202
				September 2022	---	---	---	---	13.04	---	---	---	---	---	---	---	---
				December 2022	---	---	---	---	13.11	---	---	---	---	---	---	---	---
TITAN CEMENT (CB)																	
(Contract Size: 100 Securities, Physical Delivery)																	
11.68	11.12	11.64	-1.36%	March 2022	11.42	11.59	11.06	11.51	11.51	---	---	---	15.10	---	65	265	1,300
				June 2022	---	---	---	---	11.88	---	---	---	14.58	---	---	---	35
				September 2022	---	---	---	---	11.93	---	---	---	---	---	---	---	---
				December 2022	---	---	---	---	11.99	---	---	---	---	---	---	---	---
VIOHALCO SA/NV (CB)																	
(Contract Size: 100 Securities, Physical Delivery)																	
3.83	3.67	3.67	-6.38%	March 2022	3.78	3.82	3.61	3.62	3.62	---	---	---	5.15	---	134	498	8,331
				June 2022	3.70	3.70	3.70	3.70	3.70	---	---	---	5.31	---	1	2	42
				September 2022	---	---	---	---	3.96	---	---	---	---	---	---	---	---
				December 2022	---	---	---	---	3.98	---	---	---	---	---	---	---	---

Derivatives notes

Fixing prices and final open positions can be retrieved from the following path <http://www.helex.gr/el/web/guest/statistics-end-of-day-derivatives>

FTSE/Athex Large Cap

(Trade Unit: 1 Index Point x 2€ - Exercise Style: European, Cash Settlement)

Call Options														Put Options																			
Exercise Price	March 2022							April 2022							Other Months		March 2022							April 2022							Other Months		Exercise Price
	Open price	Price max	Price min	Last price	Closing price	Volume	Open Interest	Open price	Price max	Price min	Last price	Closing price	Volume	Open Interest	Volume	Open Interest	Open price	Price max	Price min	Last price	Closing price	Volume	Open Interest	Open price	Price max	Price min	Last price	Closing price	Volume	Open Interest	Volume	Open Interest	
1,850	0.00	0.00	0.00	-	108.00	-	-	0.00	0.00	0.00	-	124.00	-	-			0.00	0.00	0.00	-	6.10	-	-	0.00	0.00	0.00	-	23.50	-	-			1,850
1,875	0.00	0.00	0.00	-	87.50	-	-	0.00	0.00	0.00	-	107.00	-	-			0.00	0.00	0.00	-	10.50	-	-	0.00	0.00	0.00	-	31.00	-	-			1,875
1,900	52.00	52.00	52.00	52.00	52.00	3	-	0.00	0.00	0.00	-	91.00	-	-			49.75	52.00	49.75	49.75	49.75	1	-	0.00	0.00	0.00	-	40.00	-	-			1,900
1,925	0.00	0.00	0.00	-	52.50	-	-	84.00	84.00	84.00	84.00	84.00	1	-			0.00	0.00	0.00	-	25.25	-	-	0.00	0.00	0.00	-	50.50	-	-			1,925
1,950	33.75	33.75	24.00	24.00	24.00	14	20	65.00	65.00	65.00	65.00	65.00	10	20			0.00	33.75	0.00	-	36.50	-	20	0.00	0.00	0.00	-	62.50	-	-			1,950
1,975	0.00	0.00	0.00	-	27.50	-	-	0.00	0.00	0.00	-	52.00	-	-			0.00	0.00	0.00	-	50.00	-	-	0.00	0.00	0.00	-	76.00	-	-			1,975
2,000	0.00	0.00	0.00	-	18.75	-	20	0.00	0.00	0.00	-	42.25	-	-			0.00	0.00	0.00	-	66.50	-	21	110.00	110.00	110.00	110.00	110.00	2	22			2,000
2,050	0.00	0.00	0.00	-	7.80	-	-	0.00	0.00	0.00	-	26.75	-	-			0.00	0.00	0.00	-	106.00	-	20	0.00	0.00	0.00	-	126.00	-	20			2,050
2,100	0.00	0.00	0.00	-	2.80	-	2	0.00	0.00	0.00	-	16.25	-	1			0.00	0.00	0.00	-	150.00	-	-	0.00	0.00	0.00	-	165.00	-	20			2,100
2,150	0.00	0.00	0.00	-	0.84	-	4	0.00	0.00	0.00	-	9.30	-	-			0.00	0.00	0.00	-	198.00	-	40	0.00	0.00	0.00	-	208.00	-	-			2,150
2,200	0.00	0.00	0.00	-	0.22	-	26	0.00	0.00	0.00	-	5.10	-	5			0.00	0.00	0.00	-	248.00	-	20	0.00	0.00	0.00	-	254.00	-	20			2,200
2,250	0.00	0.00	0.00	-	0.05	-	54	0.00	0.00	0.00	-	2.70	-	22			0.00	0.00	0.00	-	298.00	-	60	0.00	0.00	0.00	-	301.00	-	5			2,250
2,300	0.00	0.00	0.00	-	0.01	-	94	0.00	0.00	0.00	-	1.30	-	43			380.00	0.00	370.00	370.00	370.00	2	52	0.00	0.00	0.00	-	350.00	-	3			2,300
2,350	0.00	0.00	0.00	-	0.01	-	49	0.00	0.00	0.00	-	0.64	-	1			0.00	0.00	0.00	-	397.00	-	101	0.00	0.00	0.00	-	399.00	-	-			2,350
2,400	0.00	0.00	0.00	-	0.01	-	21	0.00	0.00	0.00	-	0.29	-	-			0.00	0.00	0.00	-	447.00	-	20	0.00	0.00	0.00	-	448.00	-	20			2,400
2,450	0.00	0.00	0.00	-	0.01	-	20	0.00	0.00	0.00	-	0.13	-	-			0.00	0.00	0.00	-	497.00	-	-	0.00	0.00	0.00	-	498.00	-	-			2,450
2,500	0.00	0.00	0.00	-	0.02	-	-	0.00	0.00	0.00	-	0.06	-	-			0.00	0.00	0.00	-	547.00	-	-	0.00	0.00	0.00	-	548.00	-	-			2,500
2,550	0.00	0.00	0.00	-	0.03	-	-	0.00	0.00	0.00	-	0.02	-	-			0.00	0.00	0.00	-	597.00	-	-	0.00	0.00	0.00	-	598.00	-	-			2,550
2,600	0.00	0.00	0.00	-	0.01	-	-	0.00	0.00	0.00	-	0.01	-	-			0.00	0.00	0.00	-	647.00	-	-	0.00	0.00	0.00	-	648.00	-	-			2,600
2,650	0.00	0.00	0.00	-	0.14	-	-	0.00	0.00	0.00	-	0.06	-	-			0.00	0.00	0.00	-	697.00	-	-	0.00	0.00	0.00	-	697.00	-	-			2,650
Totals:						17	310						11	92	0	0						3	354					2	110	0	0		
Number of Trades:							6							2	0								3					1		0			

ALPHA SERVICES HOLD (CR)

(Contract Size: 100 Securities, Exercise Style: American, Physical Delivery)

Call Options														Put Options																		
March 2022							April 2022							Other Months		March 2022							April 2022							Other Months		Exercise Price
Open price	Price max	Price min	Last price	Closing price	Volume	Open Interest	Open price	Price max	Price min	Last price	Closing price	Volume	Open Interest	Volume	Open Interest	Open price	Price max	Price min	Last price	Closing price	Volume	Open Interest	Open price	Price max	Price min	Last price	Closing price	Volume	Open Interest	Volume	Open Interest	
0.650	0.000	0.000	0.000	0.381	-	-										0.000	0.000	0.000	0.001	-	-											0.007
0.700	0.000	0.000	0.000	0.331	-	-										0.000	0.000	0.000	0.001	-	-											0.007
0.750	0.000	0.000	0.000	0.281	-	-	0.000	0.000	0.000	0.282	-	-				0.000	0.000	0.000	0.001	-	-	0.000	0.000	0.000	0.001	-	-				0.008	
0.800	0.000	0.000	0.000	0.231	-	-	0.000	0.000	0.000	0.233	-	-				0.000	0.000	0.000	0.001	-	-	0.000	0.000	0.000	0.001	-	-				0.008	
0.850	0.000	0.000	0.000	0.181	-	-	0.000	0.000	0.000	0.185	-	-				0.000	0.000	0.000	0.001	-	-	0.000	0.000	0.000	0.003	-	-				0.009	
0.900	0.000	0.000	0.000	0.134	-	-	0.000	0.000	0.000	0.141	-	-				0.000	0.000	0.000	0.003	-	-	0.000	0.000	0.000	0.009	-	-				0.009	
0.950	0.000	0.000	0.000	0.091	-	-	0.000	0.000	0.000	0.102	-	-				0.000	0.000	0.000	0.010	-	-	0.000	0.000	0.000	0.020	-	-				0.010	
1.000	0.000	0.000	0.000	0.056	-	-	0.000	0.000	0.000	0.070	-	-				0.000	0.000	0.000	0.025	-	-	0.000	0.000	0.000	0.038	-	-				0.010	
1.100	0.000	0.000	0.000	0.015	-	-	0.000	0.000	0.000	0.028	-	-				0.000	0.000	0.000	0.084	-	-	0.000	0.000	0.000	0.095	-	-				0.011	
1.200	0.000	0.000	0.000	0.002	-	-	0.000	0.000	0.000	0.009	-	-				0.000	0.000	0.000	0.172	-	-	0.000	0.000	0.000	0.177	-	-				0.012	
1.300	0.000	0.000	0.000	0.001	-	250	0.000	0.000	0.000	0.002	-	-				0.000	0.000	0.000	0.270	-	-	0.000	0.000	0.000	0.271	-	-				0.013	
1.400	0.000	0.000	0.000	0.001	-	-	0.000	0.000	0.000	0.003	-	-				0.000	0.000	0.000	0.370	-	-	0.000	0.000	0.000	0.370	-	-				0.014	
1.500	0.000	0.000	0.000	0.001	-	-	0.000	0.000	0.000	0.001	-	-				0.000	0.000	0.000	0.470	-	-	0.000	0.000	0.000	0.470	-	-				0.015	
1.600	0.000	0.000	0.000	0.003	-	-	0.000	0.000	0.000	0.001	-	-				0.000	0.000	0.000	0.570	-	-	0.000	0.000	0.000	0.570	-	-				0.016	
1.700	0.000	0.000	0.000	0.001	-	-	0.000	0.000	0.000	0.003	-	-				0.000	0.000	0.000	0.670	-	-	0.000	0.000	0.000	0.670	-	-				0.017	
1.800	0.000	0.000	0.000	0.001	-	-	0.000	0.000	0.000	0.001	-	-				0.000	0.000	0.000	0.770	-	-	0.000	0.000	0.000	0.770	-	-				0.018	
1.900	0.000	0.000	0.000	0.001	-	-	0.000	0.000	0.000	0.001	-	-				0.000	0.000	0.000	0.870	-	-	0.000	0.000	0.000	0.870	-	-				0.019	
Totals:					0	250					0	0	0	0	0						0	0									0	0
Number of Trades:					0						0	0	0	0	0						0.00									0	0	

NATIONAL BANK (CR)

(Contract Size: 100 Securities, Exercise Style: American, Physical Delivery)

Call Options														Put Options																		
March 2022							April 2022							Other Months		March 2022							April 2022							Other Months		Exercise Price
Open price	Price max	Price min	Last price	Closing price	Volume	Open Interest	Open price	Price max	Price min	Last price	Closing price	Volume	Open Interest	Volume	Open Interest	Open price	Price max	Price min	Last price	Closing price	Volume	Open Interest	Open price	Price max	Price min	Last price	Closing price	Volume	Open Interest	Volume	Open Interest	
1.600	0.000	0.000	0.000	1.11	-	-										0.000	0.000	0.000	0.001	-	-											0.016
1.700	0.000	0.000	0.000	1.01	-	-										0.000	0.000	0.000	0.001	-	-											0.017
1.800	0.000	0.000	0.000	0.911	-	-										0.000	0.000	0.000	0.001	-	-											0.018
1.900	0.000	0.000	0.000	0.811	-	-	0.000	0.000	0.000	0.814	-	-				0.000	0.000	0.000	0.001	-	-	0.000	0.000	0.000	0.001	-	-					0.019
2.000	0.000	0.000	0.000	0.712	-	-	0.000	0.000	0.000	0.715	-	-				0.000	0.000	0.000	0.001	-	-	0.000	0.000	0.000	0.001	-	-					0.020
2.200	0.000	0.000	0.000	0.512	-	-	0.000	0.000	0.000	0.520	-	-				0.000	0.000	0.000	0.001	-	-	0.000	0.000	0.000	0.005	-	-					0.022
2.400	0.000	0.000	0.000	0.315	-	-	0.000	0.000	0.000	0.342	-	-				0.000	0.000	0.000	0.003	-	-	0.000	0.000	0.000	0.026	-	-					0.024
2.600	0.000	0.000	0.000	0.144	-	-	0.000	0.000	0.000	0.196	-	-				0.000	0.000	0.000	0.032	-	-	0.000	0.000	0.000	0.081	-	-					0.026
2.800	0.000	0.000	0.000	0.042	-	-	0.000	0.000	0.000	0.097	-	-				0.000	0.000	0.000	0.130	-	300	0.000	0.000	0.000	0.181	-	-					0.028
3.000	0.000	0.000	0.000	0.007	-	-	0.000	0.000	0.000	0.041	-	-				0.000	0.000	0.000	0.295	-	-	0.000	0.000	0.000	0.326	-	-					0.030
3.200	0.000	0.000	0.000	0.001	-	-	0.000	0.000	0.000	0.015	-	-				0.000	0.000	0.000	0.490	-	-	0.000	0.000	0.000	0.501	-	-					0.032
3.400	0.000	0.000	0.000	0.002	-	-	0.000	0.000	0.000	0.005	-	50				0.000	0.000	0.000	0.690	-	-	0.000	0.000	0.000	0.692	-	-					0.034
3.600	0.000	0.000	0.000	0.003	-	-	0.000	0.000	0.000	0.001	-	-				0.000	0.000	0.000	0.890	-	2	0.000	0.000	0.000	0.890	-	-					0.036
3.800	0.000	0.000	0.000	0.005	-	-	0.000	0.000	0.000	0.003	-	-				0.000	0.000	0.000	1.09	-	-	0.000	0.000	0.000	1.09	-	-					0.038
4.000	0.000	0.000	0.000	0.001	-	-	0.000	0.000	0.000	0.001	-	-				0.000	0.000	0.000	1.29	-	-	0.000	0.000	0.000	1.29	-	-					0.040
4.400	0.000	0.000	0.000	0.001	-	-	0.000	0.000	0.000	0.002	-	-				0.000	0.000	0.000	1.69	-	-	0.000	0.000	0.000	1.69	-	-					0.044
4.800	0.000	0.000	0.000	0.001	-	-	0.000	0.000	0.000	0.004	-	-				0.000	0.000	0.000	2.09	-	-	0.000	0.000	0.000	2.09	-	-					0.048
5.200	0.000	0.000	0.000	0.001	-	-	0.000	0.000	0.000	0.001	-	-				0.000	0.000	0.000	2.49	-	-	0.000	0.000	0.000	2.49	-	-					0.052
5.600	0.000	0.000	0.000	0.001	-	-	0.000	0.000	0.000	0.001	-	-				0.000	0.000	0.000	2.89	-	-	0.000	0.000	0.000	2.89	-	-					0.056
Totals:					0	0					0	50	0	0							0	302					0	0	0	300		
Number of Trades:					0						0	0	0								0.00						0	0				

OPAP (CR)

(Contract Size: 100 Securities, Exercise Style: American, Physical Delivery)

Call Options														Put Options																				
March 2022							April 2022							Other Months		March 2022							April 2022							Other Months		Exercise Price		
Open price	Price max	Price min	Last price	Closing price	Volume	Open Interest	Open price	Price max	Price min	Last price	Closing price	Volume	Open Interest	Volume	Open Interest	Open price	Price max	Price min	Last price	Closing price	Volume	Open Interest	Open price	Price max	Price min	Last price	Closing price	Volume	Open Interest	Volume	Open Interest			
8.400	0.000	0.000	0.000	4.18	-	-										0.000	0.000	0.000	0.001	-	-											0.084		
8.800	0.000	0.000	0.000	3.78	-	-	0.000	0.000	0.000	3.79	-	-				0.000	0.000	0.000	0.001	-	-			0.000	0.000	0.000	0.001	-	-			0.088		
9.200	0.000	0.000	0.000	3.38	-	-	0.000	0.000	0.000	3.39	-	-				0.000	0.000	0.000	0.001	-	-			0.000	0.000	0.000	0.002	-	-			0.092		
9.600	0.000	0.000	0.000	2.98	-	-	0.000	0.000	0.000	2.99	-	-				0.000	0.000	0.000	0.001	-	-			0.000	0.000	0.000	0.001	-	-			0.096		
10.000	0.000	0.000	0.000	2.58	-	-	0.000	0.000	0.000	2.59	-	-				0.000	0.000	0.000	0.001	-	-			0.000	0.000	0.000	0.001	-	-			0.100		
11.000	0.000	0.000	0.000	1.58	-	-	0.000	0.000	0.000	1.62	-	-				0.000	0.000	0.000	0.001	-	-			0.000	0.000	0.000	0.023	-	-			0.110		
12.000	0.000	0.000	0.000	0.642	-	-	0.000	0.000	0.000	0.778	-	-				0.000	0.000	0.000	0.063	-	-			0.000	0.000	0.000	0.181	-	-			0.120		
13.000	0.000	0.000	0.000	0.107	-	-	0.000	0.000	0.000	0.261	-	-				0.000	0.000	0.000	0.528	-	20			0.000	0.000	0.000	0.665	-	-			0.130		
14.000	0.000	0.000	0.000	0.005	-	11	0.000	0.000	0.000	0.057	-	-				0.000	0.000	0.000	1.43	-	-			0.000	0.000	0.000	1.47	-	-			0.140		
15.000	0.000	0.000	0.000	0.001	-	-	0.000	0.000	0.000	0.008	-	-				0.000	0.000	0.000	2.43	-	-			0.000	0.000	0.000	2.43	-	-			0.150		
16.000	0.000	0.000	0.000	0.001	-	-	0.000	0.000	0.000	0.001	-	-				0.000	0.000	0.000	3.43	-	-			0.000	0.000	0.000	3.43	-	-			0.160		
17.000	0.000	0.000	0.000	0.001	-	-	0.000	0.000	0.000	0.001	-	-				0.000	0.000	0.000	4.43	-	-			0.000	0.000	0.000	4.43	-	-			0.170		
18.000	0.000	0.000	0.000	0.001	-	-	0.000	0.000	0.000	0.001	-	-				0.000	0.000	0.000	5.43	-	-			0.000	0.000	0.000	5.43	-	-			0.180		
19.000	0.000	0.000	0.000	0.002	-	-	0.000	0.000	0.000	0.001	-	-				0.000	0.000	0.000	6.43	-	-			0.000	0.000	0.000	6.43	-	-			0.190		
Totals:					0	11						0	0	0							0	20							0	0				
Number of Trades:					0							0	0									0.00							0	0				

OTE (CR)

(Contract Size: 100 Securities, Exercise Style: American, Physical Delivery)

Call Options														Put Options																		
March 2022							April 2022							Other Months		March 2022							April 2022							Other Months		Exercise Price
Open price	Price max	Price min	Last price	Closing price	Volume	Open Interest	Open price	Price max	Price min	Last price	Closing price	Volume	Open Interest	Volume	Open Interest	Open price	Price max	Price min	Last price	Closing price	Volume	Open Interest	Open price	Price max	Price min	Last price	Closing price	Volume	Open Interest	Volume	Open Interest	
9.200	0.000	0.000	0.000	7.81	-	-										0.000	0.000	0.000	0.001	-	-											0.092
9.600	0.000	0.000	0.000	7.41	-	-										0.000	0.000	0.000	0.001	-	-											0.096
10.000	0.000	0.000	0.000	7.01	-	-										0.000	0.000	0.000	0.001	-	-											0.100
11.000	0.000	0.000	0.000	6.01	-	-										0.000	0.000	0.000	0.001	-	-											0.110
12.000	0.000	0.000	0.000	5.01	-	-	0.000	0.000	0.000		5.03	-	-			0.000	0.000	0.000	0.001	-	-	0.000	0.000	0.000	0.001	-	-					0.120
13.000	0.000	0.000	0.000	4.01	-	-	0.000	0.000	0.000		4.03	-	-			0.000	0.000	0.000	0.001	-	-	0.000	0.000	0.000	0.001	-	-					0.130
14.000	0.000	0.000	0.000	3.01	-	-	0.000	0.000	0.000		3.04	-	-			0.000	0.000	0.000	0.001	-	-	0.000	0.000	0.000	0.004	-	-					0.140
15.000	0.000	0.000	0.000	2.01	-	-	0.000	0.000	0.000		2.07	-	-			0.000	0.000	0.000	0.001	-	-	0.000	0.000	0.000	0.037	-	-					0.150
16.000	0.000	0.000	0.000	1.04	-	-	0.000	0.000	0.000		1.22	-	-			0.000	0.000	0.000	0.027	-	-	0.000	0.000	0.000	0.182	-	-					0.160
17.000	0.000	0.000	0.000	0.304	-	30	0.000	0.000	0.000		0.582	-	-			0.000	0.000	0.000	0.292	-	-	0.000	0.000	0.000	0.546	-	-					0.170
18.000	0.000	0.000	0.000	0.037	-	2	0.000	0.000	0.000		0.226	-	-			0.000	0.000	0.000	1.03	-	-	0.000	0.000	0.000	1.19	-	-					0.180
19.000	0.000	0.000	0.000	0.001	-	10	0.000	0.000	0.000		0.068	-	10			0.000	0.000	0.000	2.00	-	-	0.000	0.000	0.000	2.04	-	-					0.190
20.000	0.000	0.000	0.000	0.003	-	-	0.000	0.000	0.000		0.015	-	-			0.000	0.000	0.000	3.00	-	-	0.000	0.000	0.000	3.00	-	-					0.200
22.000	0.000	0.000	0.000	0.001	-	-	0.000	0.000	0.000		0.002	-	-			0.000	0.000	0.000	5.00	-	-	0.000	0.000	0.000	5.00	-	-					0.220
24.000	0.000	0.000	0.000	0.001	-	-	0.000	0.000	0.000		0.001	-	-			0.000	0.000	0.000	7.00	-	-	0.000	0.000	0.000	7.00	-	-					0.240
26.000	0.000	0.000	0.000	0.001	-	-	0.000	0.000	0.000		0.001	-	-			0.000	0.000	0.000	9.00	-	-	0.000	0.000	0.000	9.00	-	-					0.260
Totals:					0	42						0	10	0	0							0	0									0
Number of Trades:					0							0		0									0.00									0

PIRAEUS FINANCIAL HOLD (CR)

(Contract Size: 100 Securities, Exercise Style: American, Physical Delivery)

Call Options														Put Options																		
March 2022							April 2022							Other Months		March 2022							April 2022							Other Months		Exercise Price
Open price	Price max	Price min	Last price	Closing price	Volume	Open Interest	Open price	Price max	Price min	Last price	Closing price	Volume	Open Interest	Volume	Open Interest	Open price	Price max	Price min	Last price	Closing price	Volume	Open Interest	Open price	Price max	Price min	Last price	Closing price	Volume	Open Interest	Volume	Open Interest	
0.150	0.000	0.000	0.000	1.12	-	-										0.000	0.000	0.000	0.072	-	-											0.002
0.200	0.000	0.000	0.000	1.07	-	-										0.000	0.000	0.000	0.001	-	-											0.002
0.250	0.000	0.000	0.000	1.02	-	-										0.000	0.000	0.000	0.001	-	-											0.003
0.300	0.000	0.000	0.000	0.970	-	-										0.000	0.000	0.000	0.001	-	-											0.003
0.350	0.000	0.000	0.000	0.920	-	-										0.000	0.000	0.000	0.002	-	-											0.004
0.400	0.000	0.000	0.000	0.870	-	-										0.000	0.000	0.000	0.001	-	-											0.004
0.450	0.000	0.000	0.000	0.820	-	-										0.000	0.000	0.000	0.001	-	-											0.005
0.500	0.000	0.000	0.000	0.770	-	-										0.000	0.000	0.000	0.001	-	-											0.005
0.550	0.000	0.000	0.000	0.720	-	-										0.000	0.000	0.000	0.001	-	-											0.006
0.600	0.000	0.000	0.000	0.670	-	-										0.000	0.000	0.000	0.001	-	-											0.006
0.650	0.000	0.000	0.000	0.621	-	-										0.000	0.000	0.000	0.003	-	-											0.007
0.700	0.000	0.000	0.000	0.571	-	-										0.000	0.000	0.000	0.001	-	-											0.007
0.750	0.000	0.000	0.000	0.521	-	-										0.000	0.000	0.000	0.001	-	-											0.008
0.800	0.000	0.000	0.000	0.471	-	-										0.000	0.000	0.000	0.001	-	-											0.008
0.900	0.000	0.000	0.000	0.371	-	-	0.000	0.000	0.000		0.372	-	-			0.000	0.000	0.000	0.001	-	-	0.000	0.000	0.000		0.001	-	-			0.009	
0.950	0.000	0.000	0.000	0.321	-	-	0.000	0.000	0.000		0.323	-	-			0.000	0.000	0.000	0.001	-	-	0.000	0.000	0.000		0.001	-	-			0.010	
1.000	0.000	0.000	0.000	0.271	-	-	0.000	0.000	0.000		0.274	-	-			0.000	0.000	0.000	0.001	-	-	0.000	0.000	0.000		0.001	-	-			0.010	
1.100	0.000	0.000	0.000	0.172	-	-	0.000	0.000	0.000		0.181	-	-			0.000	0.000	0.000	0.002	-	-	0.000	0.000	0.000		0.009	-	-			0.011	
1.200	0.000	0.000	0.000	0.086	-	-	0.000	0.000	0.000		0.105	-	-			0.000	0.000	0.000	0.015	-	-	0.000	0.000	0.000		0.032	-	-			0.012	
1.300	0.000	0.000	0.000	0.030	-	-	0.000	0.000	0.000		0.051	-	-			0.000	0.000	0.000	0.059	-	-	0.000	0.000	0.000		0.079	-	-			0.013	
1.400	0.000	0.000	0.000	0.007	-	-	0.000	0.000	0.000		0.021	-	-			0.000	0.000	0.000	0.136	-	-	0.000	0.000	0.000		0.149	-	-			0.014	
1.500	0.000	0.000	0.000	0.001	-	5	0.000	0.000	0.000		0.008	-	-			0.000	0.000	0.000	0.230	-	-	0.000	0.000	0.000		0.235	-	-			0.015	
1.600	0.000	0.000	0.000	0.001	-	6	0.000	0.000	0.000		0.002	-	-			0.000	0.000	0.000	0.330	-	-	0.000	0.000	0.000		0.331	-	-			0.016	
1.700	0.000	0.000	0.000	0.002	-	-	0.000	0.000	0.000		0.001	-	-			0.000	0.000	0.000	0.430	-	-	0.000	0.000	0.000		0.430	-	-			0.017	
1.800	0.000	0.000	0.000	0.003	-	-	0.000	0.000	0.000		0.001	-	-			0.000	0.000	0.000	0.530	-	-	0.000	0.000	0.000		0.530	-	-			0.018	
1.900	0.000	0.000	0.000	0.001	-	-	0.000	0.000	0.000		0.001	-	-			0.000	0.000	0.000	0.630	-	-	0.000	0.000	0.000		0.630	-	-			0.019	
2.000	0.000	0.000	0.000	0.001	-	-	0.000	0.000	0.000		0.001	-	-			0.000	0.000	0.000	0.730	-	-	0.000	0.000	0.000		0.730	-	-			0.020	
2.200	0.000	0.000	0.000	0.001	-	-	0.000	0.000	0.000		0.001	-	-			0.000	0.000	0.000	0.930	-	-	0.000	0.000	0.000		0.930	-	-			0.022	
2.400	0.000	0.000	0.000	0.006	-	-	0.000	0.000	0.000		0.001	-	-			0.000	0.000	0.000	1.13	-	-	0.000	0.000	0.000		1.13	-	-			0.024	
2.600	0.000	0.000	0.000	0.002	-	-										0.000	0.000	0.000	1.33	-	-										0.026	
2.800	0.000	0.000	0.000	0.001	-	-										0.000	0.000	0.000	1.53	-	-										0.028	
3.000	0.000	0.000	0.000	0.001	-	-										0.000	0.000	0.000	1.73	-	-										0.030	
3.200	0.000	0.000	0.000	0.005	-	-										0.000	0.000	0.000	1.93	-	-										0.032	
3.400	0.000	0.000	0.000	0.003	-	-										0.000	0.000	0.000	2.13	-	-										0.034	
3.600	0.000	0.000	0.000	0.002	-	-										0.000	0.000	0.000	2.33	-	-										0.036	
3.800	0.000	0.000	0.000	0.001	-	-										0.000	0.000	0.000	2.53	-	-										0.038	

PIRAEUS FINANCIAL HOLD (CR)

(Contract Size: 100 Securities, Exercise Style: American, Physical Delivery)

Call Options														Put Options																			
Exercise Price	March 2022						April 2022						Other Months		March 2022						April 2022						Other Months		Exercise Price				
	Open price	Price max	Price min	Last price	Closing price	Volume	Open Interest	Open price	Price max	Price min	Last price	Closing price	Volume	Open Interest	Volume	Open Interest	Open price	Price max	Price min	Last price	Closing price	Volume	Open Interest	Open price	Price max	Price min	Last price	Closing price		Volume	Open Interest	Volume	Open Interest
4.000	0.000	0.000	0.000	0.001	0.001	-	-										0.000	0.000	0.000	2.73	2.73	-	-										0.040
4.400	0.000	0.000	0.000	0.001	0.001	-	-										0.000	0.000	0.000	3.13	3.13	-	-										0.044
4.800	0.000	0.000	0.000	0.001	0.001	-	-										0.000	0.000	0.000	3.53	3.53	-	-										0.048
5.200	0.000	0.000	0.000	0.001	0.001	-	-										0.000	0.000	0.000	3.93	3.93	-	-										0.052
5.600	0.000	0.000	0.000	0.001	0.001	-	-										0.000	0.000	0.000	4.33	4.33	-	-										0.056
6.000	0.000	0.000	0.000	0.001	0.001	-	-										0.000	0.000	0.000	4.73	4.73	-	-										0.060
6.400	0.000	0.000	0.000	0.001	0.001	-	-										0.000	0.000	0.000	5.13	5.13	-	-										0.064
6.800	0.000	0.000	0.000	0.001	0.001	-	-										0.000	0.000	0.000	5.53	5.53	-	-										0.068
Totals:						0	11						0	0	0	0						0	0							0	0	0	0
Number of Trades:						0							0		0							0.00							0		0		

PPC (CR)

(Contract Size: 100 Securities, Exercise Style: American, Physical Delivery)

Call Options														Put Options																					
March 2022							April 2022							Other Months		March 2022							April 2022							Other Months		Exercise Price			
Open price	Price max	Price min	Last price	Closing price	Volume	Open Interest	Open price	Price max	Price min	Last price	Closing price	Volume	Open Interest	Volume	Open Interest	Open price	Price max	Price min	Last price	Closing price	Volume	Open Interest	Open price	Price max	Price min	Last price	Closing price	Volume	Open Interest	Volume	Open Interest				
5.200	0.000	0.000	0.000	2.20	-	-	0.000	0.000	0.000	2.21	-	-				0.000	0.000	0.000	0.001	-	-	0.000	0.000	0.000	0.001	-	-				0.052				
5.600	0.000	0.000	0.000	1.80	-	-	0.000	0.000	0.000	1.82	-	-				0.000	0.000	0.000	0.001	-	-	0.000	0.000	0.000	0.003	-	-				0.056				
6.000	0.000	0.000	0.000	1.40	-	-	0.000	0.000	0.000	1.43	-	-				0.000	0.000	0.000	0.001	-	-	0.000	0.000	0.000	0.013	-	-				0.060				
6.400	0.000	0.000	0.000	1.01	-	-	0.000	0.000	0.000	1.06	-	-				0.000	0.000	0.000	0.003	-	-	0.000	0.000	0.000	0.046	-	-				0.064				
6.800	0.000	0.000	0.000	0.632	-	-	0.000	0.000	0.000	0.737	-	-				0.000	0.000	0.000	0.027	-	-	0.000	0.000	0.000	0.122	-	-				0.068				
7.200	0.000	0.000	0.000	0.324	-	-	0.000	0.000	0.000	0.473	-	-				0.000	0.000	0.000	0.118	-	-	0.000	0.000	0.000	0.257	-	-				0.072				
7.600	0.000	0.000	0.000	0.127	-	-	0.249	0.249	0.249	0.249	0.249	3	-			0.000	0.000	0.000	0.322	-	10	0.000	0.000	0.000	0.464	-	-				0.076				
8.000	0.000	0.000	0.000	0.036	-	-	0.000	0.000	0.000	0.153	-	2				0.000	0.000	0.000	0.632	-	35	0.000	0.000	0.000	0.737	-	-				0.080				
8.400	0.000	0.000	0.000	0.008	-	-	0.000	0.000	0.000	0.077	-	-				0.000	0.000	0.000	1.00	-	-	0.000	0.000	0.000	1.06	-	-				0.084				
8.800	0.000	0.000	0.000	0.001	-	3	0.000	0.000	0.000	0.034	-	-				0.000	0.000	0.000	1.40	-	-	0.000	0.000	0.000	1.42	-	-				0.088				
9.200	0.000	0.000	0.000	0.001	-	11	0.000	0.000	0.000	0.015	-	-				0.000	0.000	0.000	1.80	-	-	0.000	0.000	0.000	1.81	-	-				0.092				
9.600	0.000	0.000	0.000	0.004	-	-	0.000	0.000	0.000	0.006	-	-				0.000	0.000	0.000	2.20	-	-	0.000	0.000	0.000	2.20	-	-				0.096				
10.000	0.000	0.000	0.000	0.001	-	-	0.000	0.000	0.000	0.002	-	-				0.000	0.000	0.000	2.60	-	-	0.000	0.000	0.000	2.60	-	-				0.100				
11.000	0.000	0.000	0.000	0.001	-	-	0.000	0.000	0.000	0.001	-	-				0.000	0.000	0.000	3.60	-	-	0.000	0.000	0.000	3.60	-	-				0.110				
12.000	0.000	0.000	0.000	0.001	-	-	0.000	0.000	0.000	0.001	-	-				0.000	0.000	0.000	4.60	-	-	0.000	0.000	0.000	4.60	-	-				0.120				
13.000	0.000	0.000	0.000	0.001	-	-					-	-				0.000	0.000	0.000	5.60	-	-					-	-				0.130				
14.000	0.000	0.000	0.000	0.001	-	-					-	-				0.000	0.000	0.000	6.60	-	-					-	-				0.140				
15.000	0.000	0.000	0.000	0.001	-	-					-	-				0.000	0.000	0.000	7.60	-	-					-	-				0.150				
16.000	0.000	0.000	0.000	0.001	-	-					-	-				0.000	0.000	0.000	8.60	-	-					-	-				0.160				
Totals:					0	14					3	2	0	0								0	45									0	6	0	0
Number of Trades:					0						1		0									0.00										0		0	

Lending Products	Underlying Title	Multilateral Transactions[1]					Bilateral Transactions[2]		Stock Borrowing through OTC (volume)[3]	
		Open Interest[5]	Volume(Offered)	Average Weighted	Transactions volume	Average Weighted	Transactions Volume	Average Weighted	Transactions Volume	
ADMIEBOR	ADMIE (IPTO) HOLDING S.A. (CR)	6,700	---	---	---	---	---	---	2,280,509	
AEGNBOR	AEGEAN AIRLINES (CR)	6,363	---	---	---	---	---	---	21,619	
ALPHABOR	ALPHA SERVICES HOLD (CR)	77,200	---	---	---	---	---	---	57,329,724	
ALMYBOR	ALUMIL (CR)	---	---	---	---	---	---	---	---	
EEEBOR	CC HBC AG (CR)	15,620	---	---	611	9.49%	---	---	70,546	
CENERBOR	CENERGY HOLDINGS (CB)	---	---	---	---	---	---	---	---	
ELLAKTORBOR	ELLAKTOR (CR)	12,000	---	---	---	---	---	---	9,870	
EUROBBOR	EUROBANK HOLDINGS (CR)	98,700	---	---	---	---	---	---	48,205,867	
EYDAPBOR	EYDAP S.A. (CR)	4,913	---	---	---	---	---	---	642,117	
FFGRPBOR	FOLLI FOLLIE (CR)	---	---	---	---	---	---	---	900,530	
FOYRKBOR	FOURLIS (CR)	8,169	---	---	500	4.27%	---	---	22,250	
GEKTERNABOR	GEK TERNA (CR)	3,000	---	---	---	---	---	---	2,293	
SARBOR	GR. SARANTIS S.A. (CR)	---	---	---	---	---	---	---	11,390	
EXAEBOR	HELLENIC EXCHANGES-A.S.E. (CR)	3,200	---	---	---	---	---	---	155,601	
ELPEBOR	HELLENIC PETROLEUM (CR)	11,900	---	---	12,000	2.65%	---	---	71,538	
INTRKBOR	INTRACOM HOLDINGS (CR)	500	---	---	---	---	---	---	---	
BELABOR	JUMBO SA (CR)	3,799	---	---	1,000	2.65%	---	---	774,695	
LAMDABOR	LAMDA DEVELOPMENT SA (CR)	2,500	---	---	---	---	---	---	49,406	
MIGBOR	MARFIN INVESTMENT GROUP (CR)	---	---	---	---	---	---	---	794,474	
MOHBOR	MOTOR OIL (CR)	10,700	---	---	---	---	---	---	525,199	
MYTILBOR	MYTILINEOS (CR)	34,000	---	---	---	---	---	---	512,294	
ETEBOR	NATIONAL BANK (CR)	37,288	---	---	---	---	---	---	6,601,272	
OPAPBOR	OPAP (CR)	66,559	---	---	15,000	2.65%	---	---	1,321,523	
HTOBOR	OTE (CR)	127,635	---	---	---	---	---	---	2,590,052	
PPABOR	P.P.A. S.A. (CR)	1,464	---	---	---	---	---	---	66,287	
TPEIRBOR	PIRAEUS FINANCIAL HOLD (CR)	60,943	---	---	---	---	---	---	5,437,481	
PLAISBOR	PLAISIO COMPUTERS SA (CR)	---	---	---	---	---	---	---	100	
PPCBOR	PPC (CR)	26,820	---	---	---	---	---	---	2,768,438	
QUALBOR	QUALITY & RELIABILITY SA (CR)	---	---	---	---	---	---	---	---	
QUESTBOR	QUEST HOLDINGS (CR)	---	---	---	---	---	---	---	459	
TENERGYBOR	TERNA ENERGY (CR)	22,901	---	---	---	---	---	---	173,036	

Stock Lending Notes

[1] - Multilateral contracts Lending or Borrowing as per Methods 8-1, 8-2 and 8-3-3 (According to ATHEX BoD Resolution No.17)

[2] - Bilateral Contracts Lending or Borrowing as per Methods 8-3-1 and 8-3-2 (According to ATHEX BoD Resolution No.20)

[3] - The information concerning OTC Stock Borrowing Transactions is based on the statements of the Dematerialised Securities System (DSS) operators involved and refers to volumes that have been registered up until the previous working day.

[4] - Average Price (Volume weighted)

[5] - The Data concerning Open Interest before the start of trading session

Lending Products	Underlying Title	Open Interest[5]	Multilateral Transactions[1]				Bilateral Transactions[2]		Stock Borrowing through OTC (volume)[3]
			Volume(Offered)	Average Weighted	Transactions volume	Average Weighted	Transactions Volume	Average Weighted	Transactions Volume
TITCBOR	TITAN CEMENT (CB)	5,800	---	---	3,000	3.02%	---	---	225,055
VIOBOR	VIOHALCO SA/IV (CB)	11,447	---	---	---	---	---	---	---

Stock Lending Notes

[1] - Multilateral contracts Lending or Borrowing as per Methods 8-1, 8-2 and 8-3-3 (According to ATHEX BoD Resolution No.17)

[2] - Bilateral Contracts Lending or Borrowing as per Methods 8-3-1 and 8-3-2 (According to ATHEX BoD Resolution No.20)

[3] - The information concerning OTC Stock Borrowing Transactions is based on the statements of the Dematerialised Securities System (DSS) operators involved and refers to volumes that have been registered up until the previous working day.

[4] - Average Price (Volume weighted)

[5] - The Data concerning Open Interest before the start of trading session

Sectors codification for listed companies

12003-	ETF	10101010	Computer Services
10101015	Software	10102030	Computer Hardware
15101010	Telecommunications Equipment	15102015	Telecommunications Services
20101010	Health Care Facilities	20101025	Health Care Services
20102010	Medical Equipment	20103015	Pharmaceuticals
30101010	Banks	30202000	Diversified Financial Services
30202010	Asset Managers & Custodians	30202015	Investment Services
30302010	Full Line Insurance	30302015	Insurance Brokers
30302025	Property and Casualty Insurance	35101010	Real Estate Holding and Development
35101015	Real Estate Services	35102000	Diversified REITs
35102030	Office REITs	40201040	Rental & Leasing Services: Consumer
40202010	Home Construction	40202015	Household Furnishings
40202020	Household Appliance	40203040	Electronic Entertainment
40203045	Toys	40204020	Clothing & Accessories
40301010	Entertainment	40301030	Publishing
40301035	Radio & TV Broadcasters	40401010	Diversified Retailers
40401020	Apparel Retailers	40401025	Home Improvement Retailers
40401030	Specialty Retailers	40501010	Airlines
40501015	Travel & Tourism	40501020	Casinos & Gambling
40501025	Hotels & Motels	45101015	Distillers & Vintners
45101020	Soft Drinks	45102010	Farming Fishing Ranching & Plantations
45102020	Food Products	45103010	Tobacco
45201010	Food Retailers & Wholesalers	45201020	Personal Products
50101010	Construction	50101030	Cement
50101035	Building Materials: Other	50202010	Electrical Components
50203000	Diversified Industrials	50203015	Plastics
50203030	Containers & Packaging	50204000	Machinery: Industrial
50204020	Machinery: Construction & Handling	50205010	Industrial Suppliers
50205020	Back Office Support HR & Consulting	50205030	Forms & Bulk Printing Services
50206015	Commercial Vehicles & Parts	50206030	Marine Transportation
50206060	Transportation Services	55101000	Diversified Materials
55101020	Textile Products	55102000	General Mining
55102010	Iron & Steel	55102015	Metal Fabricating
55102035	Aluminum	60101000	Integrated Oil & Gas
60101020	Oil Refining and Marketing	65101010	Alternative Electricity
65101015	Conventional Electricity	65102030	Water



ATHEX
Athens Stock Exchange

Λεωφ. Αθηνών 110 104 42 Αθήνα
110, Athinon Ave. GR 104 42 Athens
tel. (+30)210-33.66.800, fax (+30)210-33.66.101
www.athexgroup.gr