


22

**Ημερήσιο Δελτίο  
Συναλλακτικής Δραστηριότητας**

Daily Official List  
of Trading Activity

Thursday, 3 March, 2022  
Year: 143 Trading Day No: 43



**ATHEXGROUP**  
Athens Exchange Group

**Disclaimer:**

Hellenic Exchanges-Athens Stock Exchange S.A endeavours to ensure that the data and other material ("Information") presented on the Daily Official List are accurate and complete, but it is not liable for any errors or omissions of data or /and for the accuracy, credibility, updating and completeness of the aforesaid information nor it has any liability arising directly or indirectly from the use of the above Information.

The Company is not liable for the accuracy of the data included in listed companies' announcements. Only the sender of such an announcement is fully and solely liable for any infringement of third party's rights from the content of such announcement. All contents of the Daily Official List are provided only for information purposes and do not constitute investment advice or solicitation to invest in securities or other products listed for trading on the Exchange.

You acknowledge and agree that the Company is the owner of any property rights related to any Information appearing on the Daily Official List including intellectual property rights copyright, trademarks, etc.

The above data are a property of the Hellenic Exchanges-Athens Exchange and are copyright protected. Users are forbidden to reproduce, modify, copy, sale, transmit or redistribute, by all reproduction means and methods, part or the whole of the above data, without reference to their source.

The commercial exploitation of these data is, also, forbidden by third parties. Hellenic Exchanges-Athens Exchange does not carry any responsibility, direct or indirect, derived from usage or accidental alteration of the above data when used by third parties.

---

**Hellenic Exchanges – Athens Stock Exchange S.A.**

110 Athinon Ave., 10442 Athens, Tel: (210) 33.66.800, Fax: (210) 32.13.938

[www.athexgroup.gr](http://www.athexgroup.gr)

---

**Thessalonica Stock Exchange Center (T.S.E.C)**

16-18 Katouni Str., Thessalonica 546 25 Tel: (2310) 567.667, Fax: (2310) 530.545

**Athex Members Guarantee Fund**

14-16 Fidiou Str., Athens 106 78, Tel: (210) 33.04.682, Fax: (210) 33.04.155

**Hellenic Republic Capital Market Commission**

1 Kolokotroni Str. & 1 Stadiou Str., Athens 10562 Tel: (210) 33.77.100 Fax: (210) 33.77.173

---

**Table of Contents**

---

**Section 1: Statistical Figures of Securities, Derivatives and Lending**

Summary of Markets

Athex Indices

Analytic Figures for Athex Market's Boards and Categories

Trading Details by Athex Sectors and Financial Instruments (ETFs)

Top 10 best &amp; worst performing Shares

Derivatives Summary

**Section 2: Analytic Figures of Shares Transactions**

Analytic Figures of Shares Transactions

Shares' Notes

**Section 3: Figures of Securities Transactions**

Securities Blocks Details

Shares Rights Details

Stock Borrowing

Forced Sales Details

Forced Sales Registered Shares

Exchange Traded Funds (ETFs) Characteristics

**Section 5: Bonds traded in Fixed Income Assets Market**

Convertible Corporate Bonds - Regulated Market

Non Convertible Corporate Bonds - Regulated Market

Government Bonds

Treasury Bills &amp; Zero Coupon Government Bonds

Government Bonds Traded with the Open Outcry Method

State Banks Bonds

**Section 6: Additional Infos**

Athex &amp; ATHEXClear Members List

List of Stocks under Market Making operations

**Section 7: Derivatives Market Analytic Figures**

Index Futures

Stock Futures

Index Options

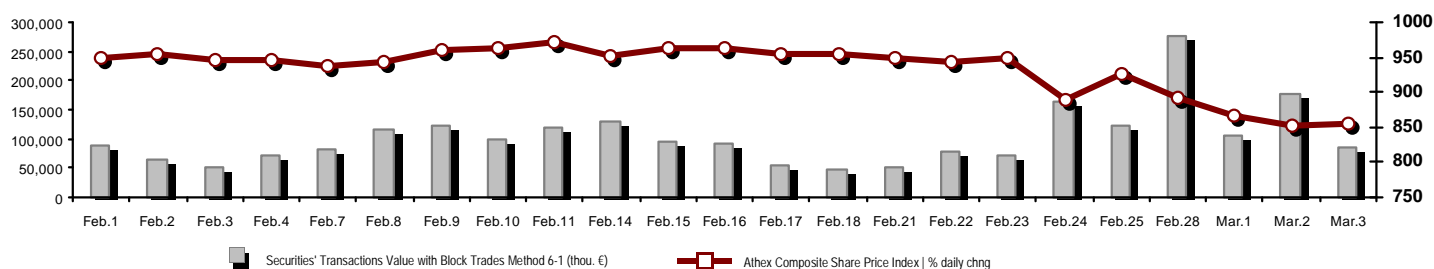
Stock Options

Stock Lending Analytic Figures

**Appendix A: Sectors codification for listed companies**

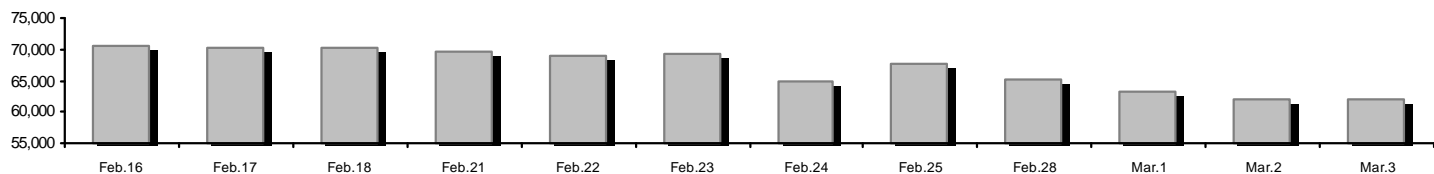
## Summary of Markets

Athex Composite Share Price Index vs Shares and Derivatives Transactions Value

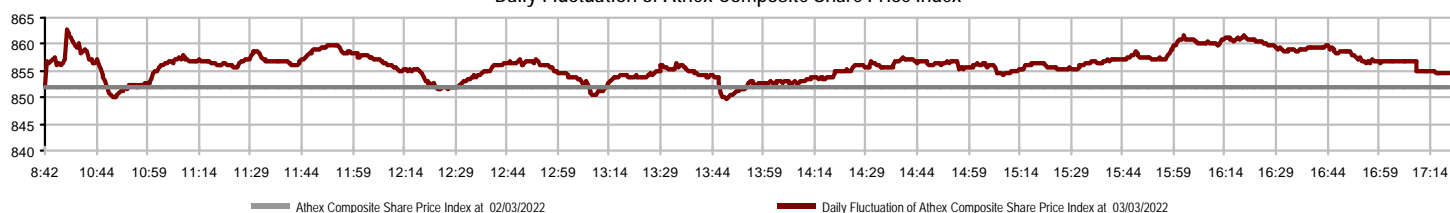


Athex Capitalisation (mill. €) **:	62,082.98	Derivatives Total Open Interest	323,014
Daily change: mill. €   %	-37.87 -0.06%	in Index Futures   % daily chng	2,767 10.33%
Yearly Avg Capitalisation: mill. €   % chng prev year Avg	68,477.51 12.47%	in Stock Futures   % daily chng	318,463 6.20%
Athex Composite Share Price Index   % daily chng	854.62 0.30%	in Index Options   % daily chng	734 15.96%
Athex Composite Share Price Index Capitalisation (mill. €)	56,123.24	in Stock Options   % daily chng	1,050 6.49%
Daily change (mill. €)	-85.26		
Securities' Transactions Value with Block Trades Method 6-1 (t)	86,226.54	Derivatives Contracts Volume:	44,335
Daily change: %	-89,715.40 -50.99%	Daily change: pieces   %	-37,835 -46.04%
YtD Avg Trans. Value: thou. €   % chng prev year Avg	91,851.85 31.50%	YtD Avg Derivatives Contracts % chng prev year Avg	34,517 -27.59%
Blocks Transactions Value of Method 6-1 (thou. €)	560.50	Derivatives Trades Number:	2,430
Blocks Transactions Value of Method 6-2 & 6-3 (thou. €)	5.28	Daily change: number   %	-1,952 -44.55%
Bonds Transactions Value (thou.€)	858.42	YtD Avg Trades number % chng prev year Avg	2,144 1.30%
Securities' Transactions Volume with Block Trades Method 6-1 (tho)	36,950.77	Lending Total Open Interest	620,212
Daily change: thou. pieces   %	-50,722.86 -57.85%	Daily change: pieces   %	15,624 2.58%
YtD Avg Volume: % chng prev year Avg	41,220.75 20.54%	Lending Volume (Multilateral/Bilateral)	30,549
Blocks Transactions Volume of Method 6-1 (thou. Pieces)	500.00	Daily change: pieces   %	-38,458
Blocks Transactions Volume of Method 6-2 & 6-3 (thou. Pieces)	0.30	Multilateral Lending	30,549
Bonds Transactions Volume	889,000	Bilateral Lending	0
Securities' Trades Number with Block Trades Method 6-1	39,893	Lending Trades Number:	13
Daily change: number   %	-30,532 -43.35%	Daily change: %	-8
YtD Avg Trades number % chng prev year Avg	35,116 17.32%	Multilateral Lending Trades Number	13
Number of Blocks Method 6-1	1	Bilateral Lending Trades Number	0
Number of Blocks Method 6-2 & 6-3	1		
Number of Bonds Transactions	126		

Athex Capitalisation (mill. €) \*\*



Daily Fluctuation of Athex Composite Share Price Index



## Athex Indices

Index name	03/03/2022	02/03/2022	pts.	%	Min	Max	Year min	Year max	Year change
Athex Composite Share Price Index	854.62 #	852.10	2.52	0.30%	849.57	862.80	833.56	973.27	-4.33% ☒
Athex ESG Index	972.45 ☒	973.36	-0.91	-0.09%	967.07	986.01	948.12	1,131.24	-4.04% ☒
FTSE/Athex Large Cap	2,055.40 ☒	2,059.27	-3.87	-0.19%	2,045.05	2,085.36	2,004.65	2,384.15	-4.35% ☒
FTSE/Athex Mid Cap Index	1,505.65 #	1,482.45	23.20	1.56%	1,482.45	1,513.85	1,452.90	1,615.19	0.92% #
FTSE/ATHEX-CSE Banking Index	442.18 #	441.80	0.38	0.09%	438.91	454.14	423.70	569.66	1.62% #
FTSE/ATHEX High Dividend Yield Index	2,981.45 ☒	2,983.65	-2.20	-0.07%	2,962.99	3,002.63	2,939.84	3,292.03	-3.95% ☒
FTSE/ATHEX Global Traders Index Plus	2,332.06 #	2,283.16	48.90	2.14%	2,283.16	2,350.61	2,233.49	2,580.30	-1.74% ☒
FTSE/ATHEX Mid & Small Cap Factor-Weighted Ind	4,535.65 #	4,475.19	60.46	1.35%	4,475.19	4,553.55	4,422.32	4,966.14	-2.85% ☒
ATHEX Select Index Plus	3,214.67 #	3,159.35	55.32	1.75%	3,159.35	3,237.34	3,113.80	3,578.04	-5.04% ☒
ATHEX Select Index	4,417.02 #	4,356.87	60.15	1.38%	4,356.87	4,436.22	4,277.02	4,953.99	-3.71% ☒
FTSE/Athex Market Index	499.66 ☒	501.90	-2.24	-0.45%	497.90	507.30	489.00	586.15	-6.80% ☒
Athex Composite Index Total Return Index	1,469.58 #	1,465.25	4.33	0.30%	1,460.90	1,483.65	1,433.37	1,673.61	-4.14% ☒
FTSE/Athex Large Cap Total Return	3,203.26 ☒	3,209.29	-6.03	-0.19%			3,203.26	3,702.87	-4.16% ☒
FTSE/Athex Mid Cap Total Return	1,935.02 #	1,905.20	29.82	1.57%			1,905.20	2,064.38	0.92% #
FTSE/ATHEX-CSE Banking Total Return Index	380.74 #	380.41	0.33	0.09%			375.85	485.90	1.63% #
Hellenic Mid & Small Cap Index	1,329.41 #	1,305.16	24.25	1.86%	1,305.16	1,335.63	1,282.95	1,451.84	-3.17% ☒
FTSE/Athex Banks	584.23 #	583.73	0.50	0.09%	579.90	600.03	559.81	752.66	1.62% #
FTSE/Athex Insurance	3,043.95 #	3,004.21	39.74	1.32%	2,988.32	3,051.90	1,994.86	3,171.11	52.59% #
FTSE/Athex Financial Services	746.08 #	745.26	0.82	0.11%	745.26	762.24	725.68	831.60	-0.40% ☒
FTSE/Athex Industrial Goods & Services	3,608.09 #	3,482.34	125.75	3.61%	3,482.34	3,618.57	3,431.14	3,930.81	-3.31% ☒
FTSE/Athex Retail	50.09 #	49.67	0.42	0.85%	49.62	50.87	47.75	57.51	1.77% #
FTSE/ATHEX Real Estate	4,396.14 ☒	4,409.30	-13.16	-0.30%	4,370.11	4,470.53	4,315.92	5,179.83	-8.64% ☒
FTSE/Athex Consumer Goods & Services	7,627.33 ☒	7,696.29	-68.96	-0.90%	7,625.96	7,787.58	7,260.09	8,381.33	5.06% #
FTSE/Athex Food & Beverage	7,554.12 ☒	7,820.11	-265.99	-3.40%	7,498.85	7,890.66	7,490.38	12,058.75	-33.34% ☒
FTSE/Athex Basic Resources	6,943.52 #	6,771.14	172.38	2.55%	6,771.14	6,989.23	6,609.54	8,197.29	-6.14% ☒
FTSE/Athex Construction & Materials	2,757.80 #	2,722.53	35.27	1.30%	2,722.27	2,773.08	2,676.37	3,209.28	-7.42% ☒
FTSE/Athex Energy	3,686.07 #	3,501.08	184.99	5.28%	3,501.08	3,688.16	3,443.49	3,854.94	7.04% #
FTSE/Athex Travel & Leisure	2,054.72 ☒	2,089.42	-34.70	-1.66%	2,054.59	2,101.70	1,963.12	2,197.16	4.67% #
FTSE/Athex Technology	2,084.21 #	2,060.47	23.74	1.15%	2,060.47	2,097.33	2,002.53	2,281.35	-2.92% ☒
FTSE/Athex Telecommunications	4,883.35 ☒	5,006.63	-123.28	-2.46%	4,870.89	5,023.32	4,545.62	5,159.73	7.43% #
FTSE/Athex Utilities	4,454.20 ☒	4,469.14	-14.94	-0.33%	4,401.80	4,521.11	4,346.49	5,208.71	-13.53% ☒
FTSE/Athex Health Care	463.04 #	459.65	3.39	0.74%	455.12	484.55	446.06	611.35	-16.19% ☒
FTSE/Athex Personal Products	7,072.31 #	6,747.71	324.60	4.81%	6,747.71	7,281.33	6,687.10	8,868.58	-18.94% ☒
Athex All Share Index	217.61 ☒	217.75	-0.14	-0.06%	217.61	217.61	217.61	248.43	-5.41% ☒
Hellenic Corporate Bond Index	121.52 ☒	121.98	-0.46	-0.38%			121.52	127.89	-4.90% ☒
Hellenic Corporate Bond Price Index	90.24 ☒	90.60	-0.35	-0.39%			90.24	95.40	-5.39% ☒

Note 1: FTSE/Med 100, Hellenic Corporate Bond Price Index and Hellenic Corporate Bond Index closing prices refer to the previous trading day of 01/03/2022.

Note 2: The Hellenic Mid & Small Cap Index is a Customized index calculated by the Athens Exchange.

## Analytic Figures for Athex Market's Boards and Categories

	Total Traded Securities	Main Market	Surveillance	Exchange Traded Funds (ETFs)
Totals	124	111	12	1
Gain / Lose / Same:	82 / 23 / 19	75 / 21 / 15	6 / 2 / 4	1 / 0 / 0
Athex Capitalisation (mill. €) **	62,082.98	61,837.84	245.14	
Daily Average Trans/ons Value(thou.€)	91,851.85	91,628.50	262.11	12.37
Transactions Value	86,231.82	85,938.80	194.13	98.90
Main Board:	85,666.04	85,373.01	194.13	98.90
Blocks Board 6_2_3:	565.78	565.78	0.00	0.00
Forced Sales Board:	0.00	0.00	0.00	0.00
Special Terms Board:	0.00	0.00	0.00	0.00
Daily Average Transactions Volume	41,220,746	40,343,701	886,387	563
Transactions Volume	36,951,070	36,095,816	850,516	4,738
Main Board:	36,450,770	35,595,516	850,516	4,738
Blocks Board 6_2_3:	500,300	500,300	0	0
Forced Sales Board:	0	0	0	0
Special Terms Board:	0	0	0	0
Daily Average Number of Trades	35,116	34,821	293	3
Number of Trades	39,894	39,625	259	10
Main Board:	39,892	39,623	259	10
Blocks Board 6_2_3:	2	2	0	0
Forced Sales Board:	0	0	0	0
Special Terms Board:	0	0	0	0

## Trading Details by Athex Sectors and Financial Instruments (ETFs)

Code	Sectors	Gain / Lose / Same	Number of Trades	Transactions Volume	Transactions Value	% of Total Trans. Value
3010	- Banks	4 / 2 / 0	17,427	29,835,020	41,570,418.01	48.21%
5510	- Basic Resources	11 / 3 / 2	1,062	385,515	834,483.22	0.97%
5010	- Construction & Materials	8 / 2 / 2	1,666	490,334	1,376,023.33	1.60%
4020	- Consumer Products & Services	4 / 1 / 4	1,643	415,593	2,619,362.40	3.04%
6010	- Energy	4 / 0 / 0	2,330	415,831	4,128,260.53	4.79%
12000	- Financial Instruments	1 / 0 / 0	10	4,738	98,897.83	0.11%
3020	- Financial Services	2 / 0 / 1	489	914,977	461,816.36	0.54%
4510	- Food Beverage & Tobacco	3 / 1 / 2	1,575	295,638	5,355,815.03	6.21%
2010	- Health Care	3 / 0 / 0	57	7,504	22,364.88	0.03%
5020	- Industrial Goods & Service	13 / 1 / 4	2,750	1,105,446	5,571,330.92	6.46%
3030	- Insurance	1 / 1 / 0	31	4,882	32,750.96	0.04%
4030	- Media	1 / 0 / 0	25	10,371	4,752.30	0.01%
4520	- Personal Care, Drug & Grocery Stores	2 / 1 / 0	268	82,915	494,587.61	0.57%
3510	- Real Estate	4 / 2 / 2	963	316,081	1,632,490.24	1.89%
4040	- Retail	4 / 2 / 1	506	127,405	362,954.28	0.42%
1010	- Technology	9 / 2 / 0	785	325,918	995,386.94	1.15%
1510	- Telecommunications	1 / 1 / 0	2,508	455,919	8,027,876.82	9.31%
4050	- Travel & Leisure	4 / 3 / 0	1,971	603,283	3,801,026.93	4.41%
6510	- Utilities	3 / 1 / 1	3,828	1,153,700	8,841,223.64	10.25%

## Top 10 best &amp; worst performing Shares

## Main Market

With positive Price change	Closing price	change	With negative Price change	Closing price	change
REDS S.A. (CR)	2.16	8.54% #	CC HBC AG (CR)	20.05	-3.56% €
HELLENIC PETROLEUM (CR)	7.22	6.65% #	MERMEREN KOMB. A.D. PR. (GDR)	44	-3.08% €
KRI-KRI S.A. (CR)	7.82	5.96% #	OTE (CR)	17.475	-2.48% €
GR. SARANTIS S.A. (CR)	6.9	5.67% #	OPAP (CR)	12.99	-2.04% €
MOTOR OIL (CR)	14.14	4.59% #	PPC (CR)	7.64	-1.61% €
KORDELLOS BROS SA (CR)	0.594	4.58% #	JUMBO SA (CR)	13.15	-1.57% €
ATTICA BANK S.A. (CR)	0.158	4.22% #	AVAX S.A. (CR)	0.769	-1.41% €
MYTILINEOS (CR)	14.64	4.20% #	LAMDA DEVELOPMENT SA (CR)	6.3	-0.94% €
AUTOHELLAS SA (CR)	10.24	3.64% #	ALPHA SERVICES HOLD (CR)	1.107	-0.94% €
AEGEAN AIRLINES (CR)	5.35	3.48% #	IDEAL HOLDINGS (CR)	3.36	-0.88% €
With the highest Transactions Value	Value (thou. €)	change	With the highest Transactions Volume	Volume	change
NATIONAL BANK (CR)	16,164.80	-0.61% €	ALPHA SERVICES HOLD (CR)	10,982,372	-0.94% €
ALPHA SERVICES HOLD (CR)	12,377.69	-0.94% €	EUROBANK HOLDINGS (CR)	10,711,718	0.56% #
EUROBANK HOLDINGS (CR)	9,573.31	0.56% #	NATIONAL BANK (CR)	5,455,648	-0.61% €
OTE (CR)	8,019.52	-2.48% €	PIRAEUS FINANCIAL HOLD (CR)	2,491,384	2.84% #
PPC (CR)	7,206.03	-1.61% €	PPC (CR)	941,124	-1.61% €
CC HBC AG (CR)	5,062.62	-3.56% €	MARFIN INVESTMENT GROUP (CR)	798,080	1.40% #
MYTILINEOS (CR)	4,293.57	4.20% #	OTE (CR)	454,979	-2.48% €
PIRAEUS FINANCIAL HOLD (CR)	3,327.80	2.84% #	MYTILINEOS (CR)	297,765	4.20% #
OPAP (CR)	3,220.53	-2.04% €	CC HBC AG (CR)	250,423	-3.56% €
MOTOR OIL (CR)	2,583.30	4.59% #	OPAP (CR)	244,514	-2.04% €

Note: Stocks that are not included in the "Under Supervision" category, and the transactions value is more than 10,000 €.

## Derivatives Summary

	Number of Trades	Volume	Open Interest
<b>Index Futures</b>	<b>276</b>	<b>1,432</b>	<b>2,767</b>
FTSE/Athex Banks	0	0	4
FTSE/Athex Large Cap	276	1,432	2,763
<b>Stock Futures</b>	<b>2,145</b>	<b>42,823</b>	<b>318,463</b>
ADMIE (IPTO) HOLDING S.A. (CR)	10	31	5,089
ALPHA SERVICES HOLD (CR)	364	17,410	77,232
CC HBC AG (CR)	89	339	1,205
CENERGY HOLDINGS (CB)	98	537	11,622
ELLAKTOR (CR)	5	125	12,585
EUROBANK HOLDINGS (CR)	239	7,827	42,116
EYDAP S.A. (CR)	0	0	475
FOURLIS (CR)	12	31	2,817
GEK TERNA (CR)	10	40	6,588
HELLENIC EXCHANGES-A.S.E. (CR)	8	23	1,498
HELLENIC PETROLEUM (CR)	85	195	1,674
INTRACOM HOLDINGS (CR)	55	380	7,170
JUMBO SA (CR)	36	84	980
LAMDA DEVELOPMENT SA (CR)	51	175	6,653
MARFIN INVESTMENT GROUP (CR)	4	279	33,870
MOTOR OIL (CR)	50	97	2,663
MYTILINEOS (CR)	126	585	7,172
NATIONAL BANK (CR)	440	7,848	25,036
OPAP (CR)	34	207	1,339
OTE (CR)	60	307	1,040
P.P.A. S.A. (CR)	0	0	718
PIRAEUS FINANCIAL HOLD (CR)	126	4,757	38,664
PPC (CR)	192	1,359	18,077
TERNA ENERGY (CR)	20	72	1,993
TITAN CEMENT (CB)	2	2	1,397
VIOHALCO SA/NV (CB)	29	113	8,790
<b>Index Options</b>	<b>7</b>	<b>68</b>	<b>734</b>
FTSE/Athex Large Cap	7	68	734
<b>Stock Options</b>	<b>2</b>	<b>12</b>	<b>1,050</b>
ALPHA SERVICES HOLD (CR)	0	0	250
NATIONAL BANK (CR)	0	0	652
OPAP (CR)	0	0	31
OTE (CR)	0	0	52
PIRAEUS FINANCIAL HOLD (CR)	0	0	11
PPC (CR)	2	12	54
<b>Total Derivatives Traded</b>	<b>2,430</b>	<b>44,335</b>	<b>323,014</b>



## Daily Official List

Year: 143 Trading Day No: 43

## Section 2: Analytic Figures of Shares Transactions

Thursday, 3 March, 2022

Number of Outstanding Securities	Nominal Value	Dividends [1] 2019 2020 2021	Date of Last Dividend [2]	Coupon Right	Note	Shares	Closing price	% change	Previous closing price/date	Open price	Price min	Price max	Last price	Avg price	Last Bid [7]	Last Ask [7]	P/E after tax	Year	Volume	Trades	Transactions Value[8]	Company Mkt Value (thou. €)	Year low	Year high	Sector[ 4]	
2,347,411,265	0.300	---	---	---	07/04/2008	18/04/2017	---	---	---	---	---	---	---	---	---	---	---	---	---	---	---	---	---	---	---	---
190,162,681	---	---	---	---	07/12/2016	---	---	---	---	---	---	---	---	---	---	---	---	---	---	---	---	---	---	---	---	---
371,795,418	6.70	(0.6196)	0.64	---	08/07/2021	29/04/2013	---	---	---	---	---	---	---	---	---	---	---	---	---	---	---	---	---	---	---	---
3,709,161,852	0.220	---	---	---	02/05/2008	20/05/2019	---	---	---	---	---	---	---	---	---	---	---	---	---	---	---	---	---	---	---	---
52,131,944	1.00	---	---	---	21/06/2010	23/07/2019	---	---	---	---	---	---	---	---	---	---	---	---	---	---	---	---	---	---	---	---
76,000,000	1.00	---	---	---	03/07/2007	17/09/2018	---	---	---	---	---	---	---	---	---	---	---	---	---	---	---	---	---	---	---	---
136,059,759	0.880	0.442	0.77	---	24/01/2022	05/03/2014	---	---	---	---	---	---	---	---	---	---	---	---	---	---	---	---	---	---	---	---
176,736,715	0.300	---	---	---	30/05/2007	27/11/2019	---	---	---	---	---	---	---	---	---	---	---	---	---	---	---	---	---	---	---	---
939,510,748	0.100	---	---	---	26/04/2007	29/08/2014	---	---	---	---	---	---	---	---	---	---	---	---	---	---	---	---	---	---	---	---
35,740,896	1.33	0.3	---	1.25	01/02/2022	21/07/2020	---	---	---	---	---	---	---	---	---	---	---	---	---	---	---	---	---	---	---	---
78,325,475	---	---	---	---	23/07/2019	---	---	---	---	---	---	---	---	---	---	---	---	---	---	---	---	---	---	---	---	---
259,189,761	---	0.01	0.02	0.01	28/05/2021	26/02/2016	---	---	---	---	---	---	---	---	---	---	---	---	---	---	---	---	---	---	---	---
232,000,000	2.12	0.0889	0.1069	0.0854	06/09/2021	19/06/2017	---	---	---	---	---	---	---	---	---	---	---	---	---	---	---	---	---	---	---	---
90,167,100	0.650	---	---	---	03/06/2019	24/05/2021	---	---	---	---	---	---	---	---	---	---	---	---	---	---	---	---	---	---	---	---
103,423,291	0.570	---	---	---	01/08/2011	19/04/2016	---	---	---	---	---	---	---	---	---	---	---	---	---	---	---	---	---	---	---	---
382,000,000	2.48	---	---	---	20/07/2015	12/12/2001	---	---	---	---	---	---	---	---	---	---	---	---	---	---	---	---	---	---	---	---
914,715,153	1.00	---	---	---	16/05/2008	29/08/2018	---	---	---	---	---	---	---	---	---	---	---	---	---	---	---	---	---	---	---	---
375,241,586	0.390	0.03	0.01	---	27/05/2021	14/07/2006	---	---	---	---	---	---	---	---	---	---	---	---	---	---	---	---	---	---	---	---
348,192,005	0.040	---	---	---	05/07/2011	16/07/2021	---	---	---	---	---	---	---	---	---	---	---	---	---	---	---	---	---	---	---	---
60,348,000	0.420	0.07	0.07	---	04/06/2021	04/08/2021	---	---	---	---	---	---	---	---	---	---	---	---	---	---	---	---	---	---	---	---
305,635,185	2.18	0.5	0.1	---	05/07/2021	01/10/2003	---	---	---	---	---	---	---	---	---	---	---	---	---	---	---	---	---	---	---	---
106,500,000	0.600	0.38	---	---	30/06/2021	13/09/2021	---	---	---	---	---	---	---	---	---	---	---	---	---	---	---	---	---	---	---	---
114,320,400	0.100	---	---	0.01	26/11/2021	05/08/2019	---	---	---	---	---	---	---	---	---	---	---	---	---	---	---	---	---	---	---	---
110,782,980	0.750	1.1507	---	0.2007	08/11/2021	04/11/2013	---	---	---	---	---	---	---	---	---	---	---	---	---	---	---	---	---	---	---	---
142,891,161	0.970	0.3617	0.378	---	24/06/2008	07/07/2017	---	---	---	---	---	---	---	---	---	---	---	---	---	---	---	---	---	---	---	---
25,000,000	2.00	0.5388	0.4	---	26/07/2021	08/08/2003	---	---	---	---	---	---	---	---	---	---	---	---	---	---	---	---	---	---	---	---
352,856,287	0.300	0.3	0.55	0.1	20/10/2021	25/04/2001	---	---	---	---	---	---	---	---	---	---	---	---	---	---	---	---	---	---	---	---
448,100,608	2.83	0.5554	0.6879	0.2521	15/11/2021	18/06/1998	---	---	---	---	---	---	---	---	---	---	---	---	---	---	---	---	---	---	---	---
1,250,367,223	0.950	---	---	---	16/05/2008	14/04/2021	---	---	---	---	---	---	---	---	---	---	---	---	---	---	---	---	---	---	---	---
43,741,452	0.660	0.0576	0.16	0.1099	01/12/2021	01/11/1999	---	---	---	---	---	---	---	---	---	---	---	---	---	---	---	---	---	---	---	---
69,877,484	0.780	0.167	0.2239	---	25/05/2021	13/06/2018	---	---	---	---	---	---	---	---	---	---	---	---	---	---	---	---	---	---	---	---
115,855,090	0.300	0.3445	0.3407	---	20/12/2021	05/03/2020	---	---	---	---	---	---	---	---	---	---	---	---	---	---	---	---	---	---	---	---

## Main Market - Medium Liquidity Class

13,126,020	0.660	---	0.0837	---	28/07/2021	04/09/2020	---	---	---	---	---	---	---	---	---	---	---	---	---	---	---	---	---	---	---	---
1,224,229,445	0.200	---	---	---	04/06/2008	22/11/2021	---	---	---	---	---	---	---	---	---	---	---	---	---	---	---	---	---	---	---	---
48,624,764	0.080	0.23	0.23	---	07/04/2021	25/06/2019	---	---	---	---	---	---	---	---	---	---	---	---	---	---	---	---	---	---	---	---
148,651,087	0.040	---	---	---	01/07/2008	21/02/2020	---	---	---	---	---	---	---	---	---	---	---	---	---	---	---	---	---	---	---	---





## Section 2: Analytic Figures of Shares Transactions

Thursday, 3 March, 2022

Number of Outstanding Securities	Nominal Value	Dividends [1]			Date of Last Coupon		Note	Shares	Closing price	% change	Previous closing price/date		Open price	Price min	Price max	Last price	Avg price	Last Bid [7]	Last Ask [7]	P/E after tax	Year	Volume	Trades	Transactions Value[8]	Company Mkt Value (thou. €)	Year low	Year high	Sector[4]	
15,000,000	0.300	---	---	---	06/07/2007	18/07/2000	---	DAIOS PLASTICS SA (CR)	3.3	---	3.3	02/03/2022	---	---	---	---	90@3.00	---	---	---	---	---	---	49,500.00	3.04	3.34	50203015		
9,520,980	0.400	0.0105	0.0105	---	15/06/2021	14/07/2000	---	KARAMOLEGOS SA (CR)	3.22	---	3.22	02/03/2022	---	---	---	---	425766@3.22	---	---	---	---	---	---	30,657.56	2.98	3.24	45102020		
2,760,000	11.83	9.4	9.4	---	05/07/2021	16/07/1990	---	KARELIA (CR)	276	1.47	#	272	02/03/2022	276	276	276	276	46@276.00	5@282.00	---	---	10	2	2,760.00	761,760.00	272	290	45103010	
6,700,000	0.800	0.191	0.179	---	22/12/2021	29/05/2014	---	MILLS KEPENOS (CR)	2.78	---	2.78	02/03/2022	---	---	---	---	150@2.68	---	---	14.41	2020	---	---	---	18,626.00	2.78	3.26	45102020	
18,017,472	0.360	---	---	---	15/06/2010	28/08/2017	---	KTIMA KOSTAS LAZARIDIS SA (CR)	1.68	---	1.68	02/03/2022	---	---	---	---	200@1.59	800@1.65	---	---	---	---	---	---	30,269.35	1.56	1.95	45101015	
21,364,000	1.12	---	---	---	29/07/2019	10/08/2005	---	LAMPASA HOTEL SA (CR)	20.4	2.00	#	20	02/03/2022	21	20.4	21	20.4	20.419	250@20.40	200@21.40	---	---	258	5	5,268.00	435,825.60	20	22	40501025
53,154,140	0.120	---	---	---	15/07/2008	24/11/2020	---	NIKAS SA (CR)	1.24	---	1.24	02/03/2022	1.24	1.24	1.24	1.24	1.24597622@1.24	4748@1.36	---	---	1,048	1	1,299.52	65,911.13	1.22	1.31	45102020		
10,080,000	3.00	1.17	1.42	---	30/06/2021	27/08/2001	---	TPA SA (CR)	25.3	1.20	#	25	02/03/2022	25	24.6	25.8	25.3	24.795	4@25.30	40@26.00	12.70	2020	335	18	8,306.40	255,024.00	24.3	27.8	50206060
27,379,200	1.43	0.3654	---	---	03/07/2020	29/07/2021	---	CRETE PLASTICS SA (CR)	16.9	0.60	#	16.8	02/03/2022	16.9	16.9	16.9	16.9	16.9	1890@16.80	1250@18.40	---	---	400	2	6,760.00	462,708.48	16.8	19.9	50203015
255,494,534	2.71	0.613	0.352	0.11	14/12/2021	30/09/2021	---	PRODEA (CR)	9	---	9	02/03/2022	8.75	8.75	8.75	8.75	8.75	40@8.10	8@8.75	---	---	1	1	8.75	2,299,450.81	7.6	9.45	35102000	
4,181,450	0.500	---	---	---	21/08/2000	05/03/2002	---	FLOUR MILLS SARANTOPOULOS SA	1.47	---	1.47	02/03/2022	---	---	---	---	---	---	---	---	---	---	---	---	6,146.73	1.33	1.69	45102020	

## Exchange Traded Funds (ETFs)

882,175	---	---	---	---	15/06/2016	---	ALPHA ETF FTSE Athex Large Cap	20.98	1.35	#	20.7	02/03/2022	20.8	20.77	20.98	20.98	20.873	90@20.87	240@23.80	---	---	4,738	10	98,897.83	---	20.41	23.98	12003
---------	-----	-----	-----	-----	------------	-----	--------------------------------	-------	------	---	------	------------	------	-------	-------	-------	--------	----------	-----------	-----	-----	-------	----	-----------	-----	-------	-------	-------

## Surveillance

356,314,416	0.060	---	---	---	07/07/2010	21/09/2017	5160	FRIGOGLASS SA (CR)	0.128	4.06	#	0.123	02/03/2022	0.123	0.123	0.128	0.128	0.124	6500@0.126	20859@0.128	---	---	391,956	77	48,763.09	45,608.25	0.11	0.192	50204000
51,081,030	1.00	---	---	---	20/08/2007	03/09/2007	4912	LAVIPHARM SA (CR)	0.59	7.27	#	0.55	02/03/2022	0.55	0.55	0.59	0.59	0.572	350@0.560	1904@0.590	---	---	1,590	12	909.50	30,137.81	0.53	0.74	20103015
65,326,268	0.530	---	---	---	04/07/2007	19/07/2006	4750	SATO SA (CR)	0.0325	---	0.0325	02/03/2022	0.0325	0.0325	0.0325	0.0325	0.033	541@0.033	1220@0.035	---	---	141,999	31	4,614.97	2,123.10	0.0285	0.08	40202015	
13,191,620	0.620	---	---	---	04/08/2010	09/09/2002	5232	YALCO - CONSTANTINOU (CR)	0.29	---	0.29	02/03/2022	0.29	0.29	0.29	0.29	0.29	500@0.240	450@0.286	---	---	500	1	145.00	3,825.57	0.1	0.29	40202020	
13,000,000	1.00	---	---	---	01/08/2007	07/04/2000	5093	AKRITAS SA (CR)	0.55	---	0.55	02/03/2022	0.55	0.55	0.55	0.55	0.55	32@0.560	320@0.655	---	---	50	2	27.50	7,150.00	0.505	0.67	50101035	
221,519,681	0.300	---	---	---	02/07/2008	28/02/2011	4957	ANEK LINES SA (CR)	0.0815	-1.81	€	0.083	02/03/2022	0.0815	0.0815	0.0815	0.0815	0.082	36@0.082	1400@0.083	---	---	11,964	7	975.07	18,397.06	0.073	0.0985	40501015
312,163	0.300	---	---	---	02/07/2008	28/02/2011	4959	ANEK LINES SA (PR, issue '90)	0.072	---	0.072	02/03/2022	---	---	---	---	---	---	---	---	---	---	---	---	18,397.06	0.072	0.072	40501015	
2,969,713	0.300	---	---	---	02/07/2008	28/02/2011	4958	ANEK LINES SA (PR, issue '96)	0.108	---	0.108	02/03/2022	---	---	---	---	---	5000@0.087	---	---	---	---	---	---	18,397.06	0.0865	0.108	40501015	
4,737,503	0.320	---	---	---	22/06/2005	22/09/2015	5115	VARANGIS AVEPE S.A. (CR)	0.11	---	0.11	02/03/2022	---	---	---	---	---	---	---	---	---	---	---	---	521.13	0.11	0.11	40202015	
6,330,002	0.300	---	---	---	25/06/2002	15/03/2019	5162	VARVARESSOS (CR)	0.36	20.00	#	0.3	02/03/2022	0.36	0.36	0.36	0.36	0.36	600@0.240	1470@0.360	---	2020	631	3	227.16	2,278.80	0.24	0.464	55101020
17,579,754	4.16	---	---	---	18/08/2006	02/08/2010	---	BIOTER SA (CR)	0.456	---	0.456	02/03/2022	---	---	---	---	---	300@0.390	2187@0.420	---	---	---	---	---	8,016.37	0.35	0.59	50101010	
4,968,600	2.88	---	---	---	01/07/1998	14/12/1998	5245	VIS SA (CR)	1	---	1	02/03/2022	---	---	---	---	---	100300@0.800	---	---	2020	---	---	---	4,968.60	0.8	1	50203030	
3,961,300	1.28	---	---	---	29/06/2004	03/08/2000	5248	DUROS SA (CR)	0.282	---	0.282	02/03/2022	---	---	---	---	---	1000@0.226	777@0.336	---	2020	---	---	---	1,117.09	0.28	0.398	40204020	
51,754,364	0.300	---	---	---	23/12/2003	24/01/2007	5197	SELECTED TEXT. IND. ASSOC (CR)	0.23	---	0.23	02/03/2022	0.21	0.21	0.23	0.23	0.224	4446@0.214	13606@0.230	---	---	33,054	17	7,418.56	11,903.50	0.21	0.282	55101020	
152,261,721	0.300	---	---	---	30/05/2013	14/11/2007	5246	INTRALOT (CR)	0.488	1.67	#	0.48	02/03/2022	0.5	0.484	0.5	0.488	0.495	8547@0.484	22000@0.494	---	---	259,460	94	128,317.41	74,303.72	0.462	0.755	40501020
7,125,216	0.650	---	---	---	01/07/2005	14/12/1999	4955	KRE.KA SA (CR)	0.184	8.24	#	0.17	02/03/2022	0.184	0.184	0.184	0.184	0.184	1000@0.136	2800@0.182	---	2020	1,830	4	336.72	1,311.04	0.136	0.194	45102010
7,734,375	1.00	---	---	---	09/07/2007	07/01/2011	5112	LIVANIS SA (CR)	0.185	---	0.185	02/03/2022	---	---	---	---	---	1000@0.148	2000@0.185	---	---	---	---	---	1,430.86	0.136	0.2	40301030	
15,842,391	1.51	---	---	---	15/07/2009	12/05/2000	5141	BITROS HOLDING SA (CR)	0.665	-7.64	€	0.72	02/03/2022	0.66	0.66	0.695	0.695	0.663	1000@0.600	199@0.695	---	---	550	4	364.75	10,535.19	0.645	0.75	55102010
24,319,250	0.300	---	---	---	09/07/2002	04/07/2007	5165	PROODEFTIKH SA (CR)	0.294	0.69	#	0.292	02/03/2022	0.292	0.292	0.294	0.294	0.292	3000@0.296	700@0.310	---	---	6,932	7	2,026.70	7,149.86	0.292	0.41	50101010
28,438,268	0.300	---	---	---	21/08/2006	24/11/1999	5253	SPIROGY AGRICULTURE SA (CR)	0.22	---	0.22	02/03/2022	---	---	---	---	---	---	98@0.220	---	---	---	---	---	6,256.42	0.179	0.256	45102010	
766,000	1.00	---	---	---	01/07/2004	11/12/2012	5193	TRIA ALFA SA (CR)	9.7	---	9.7	02/03/2022	---	---	---	---	---	---	300@8.10	---	2020	---	---	---	8,106.40	8.8	9.9	55101020	
245,000	1.00	---	---	---	19/07/2010	11/12/2012	5194	TRIA ALFA SA (PR)	2.76	---	2.76	02/03/2022	---	---	---	---	---	70@2.22	50@3.08	---	2020	---	---	---	8,106.40	2.7	4.2	55101020	

## Suspension Status

5,867,311	0.300	---	---	---	11/08/2010	28/04/2017	5243	DIONIC (CR)	0.11	---	0.11	30/06/2020	---	---	---	---	---	---	---	---	---	---	---	---	645.40	0.11	0.11	50205010
-----------	-------	-----	-----	-----	------------	------------	------	-------------	------	-----	------	------------	-----	-----	-----	-----	-----	-----	-----	-----	-----	-----	-----	-----	--------	------	------	----------

Number of Outstanding Securities	Nominal Value	Dividends [1]			Date of Last Coupon		Note	Shares	Closing price	% change	Previous closing price/date		Open price	Price min	Price max	Last price	Avg price	Last Bid [7]	Last Ask [7]	P/E after tax	Year	Volume	Trades	Transactions Value[8]	Company Mkt Value (thou. €)	Year low	Year high	Sector[4]		
		2019	2020	2021	Dividend [2]	Right					price/date	price/date																		
66,948,210	0.300	---	---	---	22/09/2015	22/09/2015	5179	FOLLI FOLLIE (CR)	4.8	---	4.8	24/05/2018	---	---	---	---	---	---	---	---	---	---	---	---	321,351.41	4.8	4.8	40401030		
12,417,000	0.310	---	---	---	27/08/2019	28/08/2017	5233	MLS MULTIMEDIA SA (CR)	0.57	---	0.57	12/05/2020	---	---	---	---	---	---	---	---	---	---	---	---	---	7,077.69	0.57	0.57	10101015	
33,301,715	0.320	---	---	---	27/06/2003	08/07/2009	5241	AEGEK (CR)	0.035	---	0.035	25/06/2020	---	---	---	---	---	---	---	---	---	---	---	---	---	1,165.56	0.035	0.035	50101010	
77,126,446	0.340	---	---	---	23/05/2005	18/08/2011	5206	G.E. DIMITRIOU (CR)	0.0125	---	0.0125	30/04/2019	---	---	---	---	---	---	---	---	---	---	---	---	---	964.08	0.0125	0.0125	40202020	
7,085,888	1.59	---	---	---	02/07/1996	06/09/2010	5216	ELVIEMEK (CR)	2.6	---	2.6	30/09/2019	---	---	---	---	---	---	---	---	---	---	---	---	---	18,423.31	2.6	2.6	35101010	
25,179,640	0.600	---	---	---	08/08/1994	19/09/2000	5191	J.BOUTARIS & SON (CR)	0.026	---	0.026	01/10/2018	---	---	---	---	---	---	---	---	---	---	---	---	---	742.45	0.026	0.026	45101015	
1,540,000	0.600	---	---	---	08/08/1994	19/09/2000	5192	J.BOUTARIS & SON (PR)	0.057	---	0.057	01/10/2018	---	---	---	---	---	---	---	---	---	---	---	---	---	---	742.45	0.057	0.057	45101015

## Shares' Notes

Code	Note text
( )	- Adjusted dividends.
*	- Last adjusted closing price.
[1]	- Net dividends.
[2]	- The "Date of Last Coupon" for New listings refers to the date company's stocks started to trade in Athex
[3]	- The Company Market Value is referred to the number of outstanding shares
[4]	- Sectors codification can be found in Appendix A
[5]	- The Market Value refers to the total number of shares listed (including their several classes) in the exchange by the company.
[6]	- P/E greater than 100
[7]	- Last view of the Order Book before the end of the trading session
[8]	- All Blocks Methods' Transactions Value are included.
4750	- Transfer to the Under Surveillance Category from 8/4/2011.
4912	- Transfer to the Surveillance Category as of 31/7/2012.
4955	- Transfer to the Surveillance Category as from 5/4/2013.
4957	- Transfer to the Surveillance Category as from 5/4/2013.
4958	- Transfer to the Surveillance Category as from 5/4/2013.
4959	- Transfer to the Surveillance Category as from 5/4/2013.
5093	- Transfer to the Surveillance Category as of 8/4/2015.
5112	- Transfer to the Surveillance Category as of 15/04/2016.
5115	- Transfer to the Surveillance Category as of 15/04/2016.
5141	- Transfer to the Surveillance Category as of 10/05/2017.
5160	- Transfer to the Surveillance Category as of 15/04/2016.
5162	- Transfer to the Under Supervision Category as of 21/12/2009.
5165	- Transfer to the Surveillance Category as of 15/02/2018.
5179	- Suspension of trading as of 25/05/2018.
5191	- Suspension of trading as of 02/10/2018.
5192	- Suspension of trading as of 02/10/2018.
5193	- Transfer to the Surveillance Category as of 25/10/2018.
5194	- Transfer to the Surveillance Category as of 25/10/2018.
5197	- Transfer to the Surveillance Category as of 07/11/2018.
5206	- Suspension of trading as of 02/05/2019.
5216	- Suspension of trading as of 01/10/2019.
5232	- Transfer to the Under Surveillance Category from 08/04/2011.
5233	- Suspension of trading as of 13/05/2020.
5241	- Suspension of trading as of 26/06/2020.
5243	- Suspension of trading as of 01/07/2020.
5245	- Transfer to the Surveillance Category as of 09/07/2020.
5246	- Transfer to the Surveillance Category as of 09/07/2020.
5248	- Transfer to the Surveillance Category as of 06/09/20116.
5253	- Transfer to the Surveillance Category as of 14/5/2021.

Securities Blocks Details

Securities	Block Volume	Price	Block Trade Value	Time of approval	Note
OTE (CR)	300	17.61	5,283.00	16:23:06	18
ALPHA SERVICES HOLD (CR)	500,000	1.12	560,500.00	16:36:26	20

Blocks Notes

- 9 - Method 6-1 / Special Fees
- 10 - Method 6-1 / Special Fees, SDS
- 14 - Method 6-3 / Settlement, Incomplete Buy and Sell
- 18 - Method 6-2 / SPOT 1
- 19 - Method 6-2 / SPOT 2
- 20 - Method 6-1 and Method 6-1 Same Day Settlement
- 21 - Other Pre-agreed

### Shares Rights Details

Occured date	Exercise from	Exercise until	Trading until	Rights	Price min	Price max	Closing price	Last Bid	Last Ask	Volume	Trades	Transactions Value
--------------	---------------	----------------	---------------	--------	-----------	-----------	---------------	----------	----------	--------	--------	--------------------

No Rights Transactions.



---

### Forced Sales Details

---

Securities	Category of Security	Transactions Volume	Number of Trades	Transactions Value	Note
------------	----------------------	------------------------	---------------------	-----------------------	------

---

No Forced Transactions.

---

---

### Forced Sales Notes

---

- 1 - Compulsory Public Forced Sales
- 2 - Forced Sales of Fixed Registered Shares
- 3 - Forced Sales of Remaining Fractional Shares

## Exchange Traded Funds (ETFs) Characteristics

	Transactions Date (T)	Creation / Redemption	Units (T-1)	New Units (T-1)	Redemption Units (T-1)	Units (T) [1]	Fund Assets [2]	Net Unit Price	Dividend per Unit	Dividend Date
ALPHA ETF FTSE Athex Large Cap	03/03/2022	5,000	882,175	---	---	882,175	18,324,280.00	20.7717	0.71	01/07/2021

## ETFs Notes

[1] - Units (T) = Units (T-1) + New Units (T-1) - Redemption Units (T-1)

[2] - The Creation / Redemption Units of T-1 are included.

## Non Convertible Corporate Bonds - Regulated Market

Num Listed Bonds	Nominal price	Issue price	Today's Rate	Exp. Date	Duration (years)	Note	Coupon		Trading	Corporate Bonds	Accrued Int.	Yield.T.Mat	Price min	Price max	Closing price	Previous closing price/date	Volume	Transactions Value	Last order		ear min	Year max		
							Common	Preferred											Price	Buy / Sell			Date	
300,000	1,000.00	1,000.00	2.30	14/12/2028	7	---	1	---	1	GEK TERNA S.A. (Non Convertible)	5.3667	3.3560	93.0000	95.0000	94.0000	93.2060	02/03/2022	38,000	35,958.81	93.2500	B	33/03/2022	91.3080	100.0000
320,000	1,000.00	1,000.00	3.40	21/07/2027	7	---	4	---	1	LAMDA DEVELOPMENT S.A. (Non Convertible)	4.3444	3.9630	96.0000	97.0000	96.4816	96.3940	02/03/2022	66,000	63,964.58	95.6001	B	33/03/2022	96.0000	102.0000
200,000	1,000.00	1,000.00	2.10	27/10/2027	7	---	3	---	1	O.P.A.P. S.A. (Non Convertible)	7.7000	2.8220	96.0000	97.0000	96.0357	96.5000	02/03/2022	177,000	172,333.73	96.0000	S	33/03/2022	96.0000	101.7500
200,000	1,000.00	1,000.00	1.90	23/03/2028	7	---	2	---	1	MOTOR OIL CORINTH REFINERIES SA (Non Convertible)	8.7611	2.7980	94.5010	96.0000	95.0229	94.9680	02/03/2022	77,000	74,305.63	91.1110	B	33/03/2022	94.5000	99.2000
100,000	1,000.00	1,000.00	2.70	25/05/2026	5	---	2	---	1	COSTAMARE PARTICIPATIONS PLC (Non Convertible)	7.7250	3.6410	96.0000	96.5000	96.2222	95.8000	02/03/2022	9,000	8,729.53	95.7500	B	33/03/2022	95.3065	102.0000
300,000	1,000.00	1,000.00	2.30	20/07/2028	7	---	2	---	1	PRODEA REIC S.A.(Non Convertible)	3.0028	3.9080	90.6011	91.4000	91.3995	91.4620	02/03/2022	41,000	37,398.03	90.6050	B	33/03/2022	91.3995	98.1000
150,000	1,000.00	1,000.00	2.65	22/10/2026	5	---	1	---	1	CPLP SHIPPING HOLDINGS PLC (Non Convertible)	10.0847	3.9940	94.5000	94.6100	94.5234	94.5000	02/03/2022	115,000	109,851.46	94.7000	B	33/03/2022	94.5000	100.0000
500,000	1,000.00	1,000.00	2.75	03/07/2027	7	---	4	---	1	GEK TERNA S.A. (Non Convertible)	4.8889	4.2450	92.5000	93.3000	92.5524	93.0250	02/03/2022	130,000	121,318.71	92.3502	B	33/03/2022	92.5000	99.0000
120,000	1,000.00	1,000.00	2.65	06/12/2028	7	---	1	---	1	NOVAL PROPERTY REIC (Non Convertible)	6.7722	3.8490	---	---	---	93.3560	01/03/2022	---	---	90.2319	B	33/03/2022	93.3560	100.0000
20,148	1,000.00	1,000.00	4.95	26/06/2023	5	---	8	---	1	B&F COMM. & GARM. INDUS. S.A. (Non Convertible)	9.7625	4.1770	100.0000	100.0000	100.0000	101.0000	25/02/2022	23,000	23,224.54	99.0001	B	33/03/2022	99.7300	101.0000
100,000	1,000.00	1,000.00	2.95	11/02/2027	5	---	1	---	1	SAFE BULKERS PARTICIPATIONS PLC (Non Convertible)	2.0486	4.2530	94.0001	95.0000	94.5834	96.6900	02/03/2022	12,000	11,374.59	94.2500	B	33/03/2022	94.5000	99.9990
200,000	1,000.00	1,000.00	3.60	12/03/2026	7	---	6	---	1	AEGEAN AIRLINES S.A. (Non Convertible)	17.6000	3.6270	96.1000	98.5000	98.4999	96.5280	02/03/2022	73,000	72,720.90	96.5001	B	33/03/2022	96.5280	101.3000
150,000	1,000.00	1,000.00	2.60	22/10/2026	7	---	5	---	1	TERNA ENERGY FINANCE S.A. (Non Convertible)	9.8944	3.9920	93.2000	94.0000	93.5000	95.0000	02/03/2022	8,000	7,559.16	93.2100	B	33/03/2022	93.5000	99.9900
100,000	1,000.00	1,000.00	2.80	25/01/2027	5	---	1	---	1	PREMIA S.A. (Non Convertible)	3.2667	3.7870	---	---	---	95.8250	02/03/2022	---	---	92.6301	B	33/03/2022	94.5000	99.5000
175,000	1,000.00	1,000.00	3.40	26/07/2024	5	---	6	---	1	ATTICA HOLDINGS S.A. (Non Convertible)	3.8722	3.9460	97.5000	98.0000	98.0000	96.0620	02/03/2022	14,000	13,714.21	97.5000	B	33/03/2022	96.0622	99.4500
120,000	1,000.00	1,000.00	3.95	04/04/2025	7	---	8	---	1	GEK TERNA S.A. (Non Convertible)	17.0069	3.1890	100.1001	101.4500	100.7429	100.2110	02/03/2022	21,000	21,513.16	100.1500	B	33/03/2022	100.2107	103.2000
90,000	1,000.00	1,000.00	3.00	11/05/2023	5	---	8	---	1	CORAL A.E. (Non Convertible)	9.7500	2.0790	100.8000	100.8000	100.8000	100.8270	02/03/2022	35,000	35,621.25	100.5000	B	33/03/2022	99.8036	102.0000
250,000	1,000.00	1,000.00	2.45	16/11/2028	7	---	1	---	1	ELVALHALCOR S.A. (Non Convertible)	7.6222	2.9760	96.8000	97.0000	96.8980	93.8000	02/03/2022	50,000	48,830.10	92.9000	B	33/03/2022	93.8000	100.2900

## Corporate Bonds Notes

Transactions Volume = (Pieces) \* (Nominal Price). Transactions Value = (Pieces) \* (Nominal Price) \* (price %) + (Accrued interest).

The price of a Bond is stated as a percentage (%) of Bond's Nominal Price.

Nominal Price in Euros (€), except if it is noted differently.

## Government Bonds

Number Listed Bonds	Nominal price	Today's Rate	Accrued Interest Calc	Exp. Date [1]	Duration (years)	Note	Coupons Date	Curr. coupon value	Trading Unit	Government Bonds	Price min	Price max	Closing price	Previous closing price/date	Volume	Transactions Value	Price	Last order Buy / Sell	Date
3,000,000	1,000.00	4.38	Actual/Actual	01/08/2022	5	---	01/08	4.38	1	GGB-FXD-010822-05Y-4.375-1.000	---	---	---	---	---	---	1.0000	B	28/11/2018
4,500,000	1,000.00	1.88	Actual/Actual	04/02/2035	15	---	04/02	1.88	1	GGB-FXD-040235-15Y-1.875-1.000	---	---	---	---	---	---	---	---	---
2,500,000	1,000.00	3.45	Actual/Actual	02/04/2024	5	---	02/04	3.45	1	GGB-FXD-020424-05Y-3.450-1.000	---	---	---	---	---	---	---	---	---
6,000,000	1,000.00	0.75	Actual/Actual	18/06/2031	10	---	18/06	0.75	1	GGB-FXD-180631-10Y-0.750-1.000	---	---	---	---	---	---	---	---	---
4,355,990,324	1.00	3.50	Actual/Actual	30/01/2023	5	---	01/02 - 31/01	3.50	1	GGB-FXD-300123-05Y-3.500-1.000	---	---	---	94.5720 13/07/2018	---	---	1.0000	B	28/11/2018
5,962,747,327	1.00	3.75	Actual/Actual	30/01/2028	10	---	/02 - 01/02 - 31/	3.75	1	GGB-FXD-300128-10Y-3.750-1.000	---	---	---	85.4610 13/07/2018	---	---	1.0000	B	28/11/2018
6,567,309,386	1.00	3.90	Actual/Actual	30/01/2033	15	---	/02 - 01/02 - 31/	3.90	1	GGB-FXD-300133-15Y-3.900-1.000	---	---	---	78.6730 13/07/2018	---	---	1.0000	B	28/11/2018
5,222,848,349	1.00	4.00	Actual/Actual	30/01/2037	19	---	/02 - 01/02 - 31/	4.00	1	GGB-FXD-300137-19Y-4.000-1.000	---	---	---	77.0370 13/07/2018	---	---	1.0000	B	28/11/2018
5,126,770,669	1.00	4.20	Actual/Actual	30/01/2042	24	---	/02 - 01/02 - 31/	4.20	1	GGB-FXD-300142-24Y-4.200-1.000	---	---	---	77.7640 13/07/2018	---	---	1.0000	B	28/11/2018
119,550,565	1.00	4.30	Actual/Actual	24/02/2023	11	---	24/02	4.30	1	GGB-FXD-240223-11Y-2.000-1.000	---	---	---	10.0000 22/06/2015	---	---	10.0000	B	11/07/2019
48,794,718	1.00	4.30	Actual/Actual	24/02/2024	12	---	24/02	4.30	1	GGB-FXD-240224-12Y-2.000-1.000	---	---	---	10.0000 22/06/2015	---	---	---	---	---
40,248,141	1.00	4.30	Actual/Actual	24/02/2025	13	---	24/02	4.30	1	GGB-FXD-240225-13Y-2.000-1.000	---	---	---	10.0000 22/06/2015	---	---	---	---	---
59,586,043	1.00	4.30	Actual/Actual	24/02/2026	14	---	24/02	4.30	1	GGB-FXD-240226-14Y-2.000-1.000	---	---	---	10.0000 22/06/2015	---	---	---	---	---
41,118,344	1.00	4.30	Actual/Actual	24/02/2027	15	---	24/02	4.30	1	GGB-FXD-240227-15Y-2.000-1.000	---	---	---	10.0000 22/06/2015	---	---	---	---	---
45,137,734	1.00	4.30	Actual/Actual	24/02/2028	16	---	24/02	4.30	1	GGB-FXD-240228-16Y-2.000-1.000	---	---	---	10.0000 22/06/2015	---	---	---	---	---
61,768,888	1.00	4.30	Actual/Actual	24/02/2029	17	---	24/02	4.30	1	GGB-FXD-240229-17Y-2.000-1.000	---	---	---	10.0000 22/06/2015	---	---	---	---	---
54,567,744	1.00	4.30	Actual/Actual	24/02/2030	18	---	24/02	4.30	1	GGB-FXD-240230-18Y-2.000-1.000	---	---	---	10.0000 22/06/2015	---	---	---	---	---
37,541,515	1.00	4.30	Actual/Actual	24/02/2031	19	---	24/02	4.30	1	GGB-FXD-240231-19Y-2.000-1.000	---	---	---	10.0000 22/06/2015	---	---	---	---	---
37,558,317	1.00	4.30	Actual/Actual	24/02/2032	20	---	24/02	4.30	1	GGB-FXD-240232-20Y-2.000-1.000	---	---	---	10.0000 22/06/2015	---	---	---	---	---
37,473,732	1.00	4.30	Actual/Actual	24/02/2033	21	---	24/02	4.30	1	GGB-FXD-240233-21Y-2.000-1.000	---	---	---	10.0000 22/06/2015	---	---	---	---	---
33,888,293	1.00	4.30	Actual/Actual	24/02/2034	22	---	24/02	4.30	1	GGB-FXD-240234-22Y-2.000-1.000	---	---	---	10.0000 22/06/2015	---	---	---	---	---
35,177,800	1.00	4.30	Actual/Actual	24/02/2035	23	---	24/02	4.30	1	GGB-FXD-240235-23Y-2.000-1.000	---	---	---	10.0000 22/06/2015	---	---	---	---	---
35,547,268	1.00	4.30	Actual/Actual	24/02/2036	24	---	24/02	4.30	1	GGB-FXD-240236-24Y-2.000-1.000	---	---	---	10.0000 22/06/2015	---	---	---	---	---
40,246,306	1.00	4.30	Actual/Actual	24/02/2037	25	---	24/02	4.30	1	GGB-FXD-240237-25Y-2.000-1.000	---	---	---	10.0000 22/06/2015	---	---	---	---	---
37,643,952	1.00	4.30	Actual/Actual	24/02/2038	26	---	24/02	4.30	1	GGB-FXD-240238-26Y-2.000-1.000	---	---	---	10.0000 22/06/2015	---	---	---	---	---
36,977,100	1.00	4.30	Actual/Actual	24/02/2039	27	---	24/02	4.30	1	GGB-FXD-240239-27Y-2.000-1.000	---	---	---	10.0000 22/06/2015	---	---	---	---	---
41,615,000	1.00	4.30	Actual/Actual	24/02/2040	28	---	24/02	4.30	1	GGB-FXD-240240-28Y-2.000-1.000	---	---	---	10.0000 22/06/2015	---	---	---	---	---
42,227,208	1.00	4.30	Actual/Actual	24/02/2041	29	---	24/02	4.30	1	GGB-FXD-240241-29Y-2.000-1.000	---	---	---	10.0000 22/06/2015	---	---	---	---	---
68,288,487	1.00	4.30	Actual/Actual	24/02/2042	30	---	24/02	4.30	1	GGB-FXD-240242-30Y-2.000-1.000	---	---	---	10.0000 22/06/2015	---	---	---	---	---
4,000,000	1,000.00	3.88	Actual/Actual	12/03/2029	10	---	12/03	3.88	1	GGB-FXD-120329-10Y-3.875-1.000	---	---	---	---	---	---	100.0000	B	15/10/2019
4,500,000	1,000.00	0.00	Actual/Actual	12/02/2026	5	---	12/02	0.00	1	GGB-FXD-120226-05Y-0.000-1.000	---	---	---	---	---	---	---	---	---
3,000,000	1,000.00	3.38	Actual/Actual	15/02/2025	7	---	15/02	3.38	1	GGB-FXD-150225-07Y-3.375-1.000	---	---	---	---	---	---	---	---	---
250,250	1,000.00	2.90	Actual/Actual	20/03/2023	4	---	20/03	2.90	1	GGB-FXD-200323-04Y-2.900-1.000	---	---	---	---	---	---	---	---	---
964,000	1,000.00	3.25	Actual/Actual	20/03/2025	6	---	20/03	3.25	1	GGB-FXD-200325-06Y-3.250-1.000	---	---	---	---	---	---	---	---	---
2,100,000	1,000.00	3.55	Actual/Actual	20/03/2026	7	---	20/03	3.55	1	GGB-FXD-200326-07Y-3.550-1.000	---	---	---	---	---	---	---	---	---

## Government Bonds Notes

Transactions Volume = (Pieces) \* (Nominal Price). Transactions Value = (Pieces) \* (Nominal Price) \* (price %) + (Accrued interest).

The Value of current coupon for the issues with NV 0.01 euro refers to NV 100 euros

FLR: Floating Interest Rate.

[1] - The Expiration Date of the interest bearing period and the Date for coupon payment.

## Government Bonds

Number Listed Bonds	Nominal price	Today's Rate	Accrued Interest Calc	Exp. Date [1]	Duration (years)	Note	Coupons Date	Curr. coupon value	Trading Unit	Government Bonds	Price min	Price max	Closing price	Previous closing price/date	Volume	Transactions Value	Price	Last order Buy / Sell	Date
40,000	1,000.00	0.11	FLR	Actual/360	16/09/2022	1	---	16/03 - 16/09	---	1	GGB-FLT-160922-01Y-0.108-1.000	---	---	---	---	---	---	---	---
5,500,000	1,000.00	1.50		Actual/Actual	18/06/2030	10	---	18/06	1.50	1	GGB-FXD-180630-10Y-1.500-1.000	---	---	---	---	---	---	---	---
5,364,250	1,000.00	3.25		Actual/Actual	20/03/2050	30	---	20/03	3.25	1	GGB-FXD-200350-30Y-3.250-1.000	---	---	---	---	---	---	---	---
2,424,361	1,000.00	2.00		Actual/Actual	22/04/2027	7	---	22/04	2.00	1	GGB-FXD-220427-07Y-2.000-1.000	---	---	---	---	---	99.9000	B	22/04/2020
2,500,000	1,000.00	1.88		Actual/Actual	23/07/2026	7	---	23/07	1.88	1	GGB-FXD-230726-07Y-1.875-1.000	---	---	---	---	---	---	---	---
3,500,000	1,000.00	1.88		Actual/Actual	24/01/2052	30	---	24/01	1.88	1	GGB-FXD-240152-30Y-1.875-1.000	---	---	---	---	---	---	---	---
3,000,000	1,000.00	1.75		Actual/Actual	26/01/2032	10	---	18/06	1.75	1	GGB-FXD-180632-10Y-1.750-1.000	---	---	---	---	---	---	---	---

## Government Bonds Notes

Transactions Volume = (Pieces) \* (Nominal Price). Transactions Value = (Pieces) \* (Nominal Price) \* (price %) + (Accrued interest).

The Value of current coupon for the issues with NV 0.01 euro refers to NV 100 euros

FLR: Floating Interest Rate.

[1] - The Expiration Date of the interest bearing period and the Date for coupon payment.

## Treasury Bills &amp; Zero Coupon Government Bonds

Issue Date	13-Week Maturity									26-Week Maturity									52-Week Maturity								
	Exp. Date	Initial Rate	Num Listed Bonds	Nominal price	Issue price	Last Trade Price	Last Trade Date	Volume Traded	Note	Exp. Date	Initial Rate	Num Listed Bonds	Nominal price	Issue price	Last Trade Price	Last Trade Date	Volume Traded	Note	Exp. Date	Initial Rate	Num Listed Bonds	Nominal price	Issue price	Last Trade Price	Last Trade Date	Volume Traded	Note
12/03/2021	---	---	---	---	---	---	---	---	---	---	---	---	---	---	---	---	---	---	11/03/2022	-0.22	1,000,000	1,000.00	1,002.24	---	---	---	---
11/06/2021	---	---	---	---	---	---	---	---	---	---	---	---	---	---	---	---	---	---	10/06/2022	-0.31	1,600,000	1,000.00	1,003.10	---	---	---	---
10/09/2021	---	---	---	---	---	---	---	---	---	---	---	---	---	---	---	---	---	---	09/09/2022	-0.31	1,000,000	1,000.00	1,003.14	---	---	---	---
10/12/2021	---	---	---	---	---	---	---	---	---	---	---	---	---	---	---	---	---	---	09/12/2022	-0.40	600,000	1,000.00	1,004.06	---	---	---	---

Bonds in Circulation	Currency / Min nominal traded Value	Coupons Payment Date	Current Coupon Value	Note	Coupon	Trading Unit	Issue Date	Duration (years)	Today's Interest	A.I.C in days	Bonds	Last price of previous days		Last Outcry in Cash (euro)			Trades in Pieces	Life min	Life Max
												Price	Buy / Sell	Price	Buy / Sell	Date			
<b>Corporate Bonds in Foreign Currency and Euro</b>																			
103,746	GBP / 10	01/12	0.25	---	63	1	01/12/1930	98	2.5	360	National Mortgage Bank	2.27	05/02/1996	2.27	S	05/02/1996	---	2.27	2.27
0	GBP / 10	01/12	0.25	---	65	1	01/12/1928	100	2.5	360	National Mortgage Bank	---	---	---	---	---	---	---	---

## Government Bonds Notes

A.I.C: Accrued Interest Calculation base.

FLR: Floating Interest Rate.

The minimum tradeable Nominal Value for all Demeterialised Government Titles is 100 Euros.

(μτφρ-0)

Athex & ATHEXClear Members List

Member Name				Stock Market			Derivatives Market		ATHEXClear Member	
	Address	Phone	Fax	Market Member	Remote Member	Market Maker	Proprietary	Market Maker	General Clearing	Direct Clearing
A. SARRIS SECURITIES S.A.				a						
6, ΔΡΑΓΑΤΣΑΝΙΟΥ 6 ΑΘΗΝΑ	2103367700									
AEONIC SECURITIES C.I.F. P.L.C.				a	a					
, ΛΑΪΟΥ 6, ΓΡ. 301B, ANNA COURT	35725337600									
ALPHA BANK S.A.									a	
, ΣΤΑΔΙΟΥ 40 ΑΘΗΝΑ	2103260000									
ALPHA FINANCE INVESTMENT SERVICES SINGLE MEMBER SA				a		a	a	a		a
5, ΜΕΡΛΙΝ 5 ΑΘΗΝΑ	2103677400									
ARGUS STOCKBROKERS LTD				a	a		a			
25 , 25 ΛΕΩΦΟΡΟΣ ΔΗΜΟΣΘΕΝΗ ΣΕΒΕΡΗ	0035722717000									
ATLANTIC SECURITIES LTD				a	a					
37, ΠΡΟΔΡΟΜΟΥ 37	0035722445400									
AXON SECURITIES S.A.				a			a			
48, ΣΤΑΔΙΟΥ 48 ΑΘΗΝΑ	2103363800									
BETA SECURITIES S.A.				a		a	a			a
29 , Λ ΑΛΕΞΑΝΔΡΑΣ 29 ΑΘΗΝΑ	2106478930								a	
BNP PARIBAS SECURITIES SERVICES									a	
2, ΛΑΜΨΑΚΟΥ 2 ΑΘΗΝΑ	2107468500									
BOFA SECURITIES EUROPE SA				a	a					
, 112 AVENUE KL?BER 75116	+33 153655555									
CAPITAL SECURITIES S.A.				a			a			
58, ΜΗΤΡΟΠΟΛΕΩΣ 58 ΑΘΗΝΑ	2103369700									
CFS SECURITIES INVESTMENT SERVICES S.A.				a						
3, ΠΑΠΑΡΡΗΓΟΠΟΥΛΟΥ 3 ΑΘΗΝΑ	2103360800									
CITIGROUP GLOBAL MARKETS EUROPE AG				a	a					
16, REUTERWEG 16 FRANKFURT	+49 691366-0									
CITIGROUP GLOBAL MARKETS LIMITED				a						
1, 33 CANADA SQUARE -CANARY WHARF	+44 02079864000									
CREDIT SUISSE BANK (EUROPE), S.A.				a	a					
, CALLE AYALA 42, 3A PLANTA-B MADRID	+34917916000									
CREDIT SUISSE SECURITIES (EUROPE) LIMITED				a						
1 , ONE CABOT SQUARE LONDON	+44 2078888888									
CYCLOS SECURITIES S.A.				a			a			
39, ΠΑΝΕΠΙΣΤΗΜΙΟΥ 39 ΑΘΗΝΑ	2103364300									
DEUTSCHE BANK S.A.					a					
1 , GREAT WINCHESTER STREET LONDON	+44 20 754 54209	00441133361437								
DYNAMIC SECURITIES S.A.				a			a			a
, ΤΡΑΛΛΕΩΝ 2 & Λ ΣΥΓΓΡΟΥ 223 ΝΕΑ ΣΜΥΡΝΙ	2103677700									
EUROBANK EQUITIES INVESTMENT FIRM S.A				a		a	a	a		a
, ΦΙΛΕΛΗΝΩΝ 10 & ΞΕΝΟΦΩΝΤΟΣ 13 ΑΘΗΝΑ	2103720425									
EUROBANK S.A.									a	
, ΘΕΩΝΟΣ 8 ΑΘΗΝΑ	2103337000									
EUROCORP INVESTMENT SERVICES S.A.				a			a			a
14, ΠΛ.ΦΙΛΙΚΗΣ ΕΤΑΙΡΕΙΑΣ 14 ΑΘΗΝΑ	2107263600									
EUOTRUST INVESTMENT FIRM SA				a						
113, ΣΕΒΑΣΤΟΥΠΟΛΕΩΣ 113 ΑΘΗΝΑ	2103363100									
EUROXX SECURITIES S.A.				a		a	a	a		a
7, ΠΑΛΑΙΟΛΟΓΟΥ ΧΑΛΑΝΔΡΙ	(210)-6879400	(210)-6879401								
7, ΠΑΛΕΟΛΟΓΟΥ ΧΑΛΑΝΔΡΙ	+30 2106879400	210-6879401								
G. A. PERVANAS SECURITIES- INVESTMENT SERVICES S.A.				a						
7-9, ΣΟΦΟΚΛΕΟΥΣ 7-9 ΑΘΗΝΑ	2103727200									
GLOBAL CAPITAL SECURITIES & FINANCIAL SERVICES LTD				a	a					
50, ΛΑΡΧΙΕΠΙΣΚΟΠΟΥ ΜΑΚΑΡΙΟΥ Γ50	0035722710710									
HELLENIC AMERICAN SECURITIES S.A.				a		a	a			a
27, ΑΝΔΡΕΑ ΠΑΠΑΝΔΡΕΟΥ 27 ΜΑΡΟΥΣΙ	2103311100									
HELLENIC BANK (INVESTMENTS) LTD					a					
, AVE.KYRIAKOU MATSI 31 - PO BOX 24747 NICOSIA	+357 22500100	357 22500110								
HSBC CONTINENTAL EUROPE									a	
109-111, Λ.ΜΕΣΟΓΕΙΩΝ 109-111	2106960000									
INDEX SECURITIES S.A.				a						
6, ΔΡΑΓΑΤΣΑΝΙΟΥ 6 ΑΘΗΝΑ	2103213920									
J. CHR. MAVRIKIS SECURITIES S.A.				a						
5, ΣΟΦΟΚΛΕΟΥΣ 5 ΑΘΗΝΑ	2103216730									



Athex & ATHEXClear Members List

Member Name				Stock Market			Derivatives Market		ATHEXClear Member	
	Address	Phone	Fax	Market Member	Remote Member	Market Maker	Proprietary	Market Maker	General Clearing	Direct Clearing
KAPPA SECURITIES S.A.				a			a			
15, ΒΑΛΛΑΡΙΤΟΥ 15 ΑΘΗΝΑ	2103678600									
KARAMANOF SECURITIES & INVESTMENT SERVICES S.A.				a						
2, ΠΛ.ΑΓ.ΘΕΟΔΩΡΩΝ 2 ΑΘΗΝΑ	2103212947									
LAIKI FINANCIAL SERVICES LTD					a					
26, AVE. VYRONOS NICOSIA	357 22367367	357 22718567								
LEON DEPOLAS SECURITIES S.A.				a		a	a			
1, ΧΡΗΣΤΟΥ ΛΑΔΑ 1 ΑΘΗΝΑ	2103213276 -28									
MEGA EQUITY SECURITIES & FINANCIAL SERVICES PUBLIC LTD				a	a		a			
42-44, ΛΕΩΦ.ΓΡΙΒΑ ΔΙΓΕΝΗ 42-44	0035722711711									
MERIT SECURITIES S.A.				a		a	a			a
5, ΣΟΦΟΚΛΕΟΥΣ 5 ΑΘΗΝΑ	2103671880									
MERRILL LYNCH INTERNATIONAL				a						
2, 2 KING EDWARD STREET LONDON	+44 20276281000									
N. CHRYSOCHOIDIS SECURITIES S.A.				a			a			a
7-9, ΣΟΦΟΚΛΕΟΥΣ 7-9 ΑΘΗΝΑ	2103213913									
NATIONAL BANK OF GREECE S.A.				a			a		a	
86, ΑΙΟΛΟΥ ΣΤΡ. ΑΘΗΝΑ	(210)-3341000	(210)-3228187								
68, ΑΚΑΔΙΜΙΑΣ ΣΤΡ. ΑΘΗΝΑ	(210)-3328817	(210)-3328678								
NATIONAL SECURITIES SINGLE MEMBER SA				a		a	a	a		
66, ΛΕΩΦΟΡΟΣ ΑΘΗΝΩΝ 128-132 & ΙΦΙΓΕΝΙΑΣ ΑΘΗΝΑ	2103328784									
NUNTIUS BROKERAGE AND INVESTMENT SERVICES S.A				a						
6, ΔΡΑΓΑΤΣΑΝΙΟΥ 6 ΑΘΗΝΑ	2103350599									
ONE PLUS CAPITAL LIMITED				a	a					
, 75 PRODROMOU AVENUE NICOSIA 1307	35722873760									
OPTIMA BANK S.A.				a		a	a	a	a	
32, ΑΙΓΙΑΛΕΙΑΣ 32 & ΠΑΡΑΔΕΙΣΟΥ ΜΑΡΟΥΣΙ	2108173663									
PANTELAKIS SECURITIES S.A.				a		a	a	a		
57, ΕΘΝΙΚΗΣ ΑΝΤΙΣΤΑΣΕΩΣ 57, ΚΤΙΡΙΟ Β CHALANDRI	2106965000									
PEGASUS SECURITIES S.A				a			a			
17, ΒΑΛΛΑΡΙΤΟΥ 17 & ΑΜΕΡΙΚΗΣ ΑΘΗΝΑ	2103670700									
PIRAEUS BANK S.A.				a			a		a	
, ΑΜΕΡΙΚΗΣ 4 ΑΘΗΝΑ	2103335000									
PIRAEUS SECURITIES S. A.				a		a	a	a		a
10, ΣΤΑΔΙΟΥ 10 ΑΘΗΝΑ	2103354100									
PROCHOICE SECURITIES LTD				a	a					
57, ΛΕΩΦ.ΣΠΥΡΟΥ ΚΥΠΡΙΑΝΟΥ 57, ΑΚΙΝΗΤΑ Φ	035724661192									
SHARELINK SECURITIES & FINANCIAL SERVICES LTD				a			a			
6, HOUSE-ΘΕΟΤΟΚΗ 6 ΜΕΓΑΡΟ ΕΛΛΗΝΑ	+357 22554200									
SOCIETE GENERALE S.A.				a	a		a			
, 17 COURS VALMY, CEDEX	+157290504									
SOLIDUS SECURITIES S.A				a			a			a
64, ΛΟΥΙΖΗΣ ΡΙΑΝΚΟΥΡ 64 ΑΘΗΝΑ	2106900600									
ST. EM. LAVRENTAKIS SECURITIES S.A.				a			a			
7-9, ΣΟΦΟΚΛΕΟΥΣ 7-9 ΑΘΗΝΑ	2103213336									
THE CYPRUS INVESTMENT & SECURITIES CORPORATION LTD				a	a					
154, ΛΕΩΦ. ΚΥΡΗΝΕΙΑΣ	0035722121700									
UBS EUROPE SE				a	a					
, OPERNTURM, BOCKENHEIMER LANDSTRASSE 2-4	496921790									
UBS LIMITED					a					
1, FINSBURY AVENUE LONDON	+44 2075687135									

## List of Stocks under Market Making operations

Securities	Market Maker	Start Market Making	Stock Category	Suspension Status
MLS MULTIMEDIA SA (CR)				
	PIRAEUS SECURITIES S. A.	01/08/2019		
ALPHA ETF FTSE Athex Large Cap			Exchange Traded Funds (ETFs)	
	ALPHA FINANCE INVESTMENT SERVICES SINGLE MEMBER SA	02/01/1900		
	NATIONAL SECURITIES SINGLE MEMBER SA	02/01/1900		
ADMIE (IPTO) HOLDING S.A. (CR)			Main Market	
	EUROBANK EQUITIES INVESTMENT FIRM S.A	24/05/2021		
	HELLENIC AMERICAN SECURITIES S.A.	09/03/2020		
	PIRAEUS SECURITIES S. A.	29/06/2017		
AEGEAN AIRLINES (CR)			Main Market	
	EUROBANK EQUITIES INVESTMENT FIRM S.A	22/09/2020		
ALPHA SERVICES HOLD (CR)			Main Market	
	ALPHA FINANCE INVESTMENT SERVICES SINGLE MEMBER SA	29/02/2016		
	EUROBANK EQUITIES INVESTMENT FIRM S.A	22/10/2006		
	HELLENIC AMERICAN SECURITIES S.A.	25/07/2014		
	LEON DEPOLAS SECURITIES S.A.	04/01/2016		
	MERIT SECURITIES S.A	03/09/2012		
	NATIONAL SECURITIES SINGLE MEMBER SA	02/01/1900		
	PIRAEUS SECURITIES S. A.	28/05/2009		
ANDROMEDA SA (CR)			Main Market	
	BETA SECURITIES S.A.	15/02/2021		
AS COMPANY SA (CR)			Main Market	
	EUROBANK EQUITIES INVESTMENT FIRM S.A	01/04/2019		
ATTICA BANK S.A. (CR)			Main Market	
	EUROXX SECURITIES S.A.	22/01/2016		
AUTOHELLAS SA (CR)			Main Market	
	ALPHA FINANCE INVESTMENT SERVICES SINGLE MEMBER SA	01/07/2019		
	EUROXX SECURITIES S.A.	02/07/2018		
AVAX S.A. (CR)			Main Market	
	EUROBANK EQUITIES INVESTMENT FIRM S.A	14/12/2015		
	PIRAEUS SECURITIES S. A.	01/02/2021		
AVE (CR)			Main Market	
	EUROXX SECURITIES S.A.	05/06/2020		
BRIQ PROPERTIES (CR)			Main Market	
	EUROBANK EQUITIES INVESTMENT FIRM S.A	09/09/2019		
	LEON DEPOLAS SECURITIES S.A.	22/02/2021		
BYTE COMPUTER SA (CR)			Main Market	
	MERIT SECURITIES S.A	04/08/2008		
CC HBC AG (CR)			Main Market	
	BETA SECURITIES S.A.	08/03/2021		
	NATIONAL SECURITIES SINGLE MEMBER SA	02/01/1900		
	PIRAEUS SECURITIES S. A.	04/05/2015		
CENERGY HOLDINGS (CB)			Main Market	
	ALPHA FINANCE INVESTMENT SERVICES SINGLE MEMBER SA	02/01/2016		
	EUROBANK EQUITIES INVESTMENT FIRM S.A	02/01/2016		
CNL CAPITAL (CR)			Main Market	
	MERIT SECURITIES S.A	01/10/2018		
EKTER SA (CR)			Main Market	
	EUROBANK EQUITIES INVESTMENT FIRM S.A	16/10/2017		
	LEON DEPOLAS SECURITIES S.A.	21/05/2018		
ELASTRON (CR)			Main Market	
	LEON DEPOLAS SECURITIES S.A.	20/02/2017		
ELLAKTOR (CR)			Main Market	
	ALPHA FINANCE INVESTMENT SERVICES SINGLE MEMBER SA	18/03/2019		
	EUROBANK EQUITIES INVESTMENT FIRM S.A	01/06/2012		
	EUROXX SECURITIES S.A.	24/09/2018		
	NATIONAL SECURITIES SINGLE MEMBER SA	02/01/1900		
	PIRAEUS SECURITIES S. A.	22/10/2018		
ELTON SA (CR)			Main Market	
	BETA SECURITIES S.A.	03/09/2012		
	LEON DEPOLAS SECURITIES S.A.	01/04/2019		
ELVALHALCOR (CR)			Main Market	
	ALPHA FINANCE INVESTMENT SERVICES SINGLE MEMBER SA	07/05/2018		
	EUROBANK EQUITIES INVESTMENT FIRM S.A	07/05/2018		
ELVE SA (CR)			Main Market	
	LEON DEPOLAS SECURITIES S.A.	02/11/2020		
ENTERSOFT (CR)			Main Market	
	EUROBANK EQUITIES INVESTMENT FIRM S.A	22/06/2020		

## List of Stocks under Market Making operations

Securities	Stock Category
Market Maker	Start Market Making
<b>EUROBANK HOLDINGS (CR)</b>	Main Market
ALPHA FINANCE INVESTMENT SERVICES SINGLE MEMBER SA	09/01/2006
EUROBANK EQUITIES INVESTMENT FIRM S.A	01/06/2012
HELLENIC AMERICAN SECURITIES S.A.	25/07/2014
LEON DEPOLAS SECURITIES S.A.	30/11/2018
MERIT SECURITIES S.A	06/11/2017
NATIONAL SECURITIES SINGLE MEMBER SA	02/01/1900
PIRAEUS SECURITIES S. A.	28/09/2009
<b>EUROPEAN RELIANCE INSUR. (CR)</b>	Main Market
BETA SECURITIES S.A.	27/07/2020
PANTELAKIS SECURITIES S.A.	15/07/2019
<b>EYDAP S.A. (CR)</b>	Main Market
ALPHA FINANCE INVESTMENT SERVICES SINGLE MEMBER SA	27/01/2020
EUROBANK EQUITIES INVESTMENT FIRM S.A	10/06/2019
<b>FOURLIS (CR)</b>	Main Market
EUROBANK EQUITIES INVESTMENT FIRM S.A	01/12/2016
PIRAEUS SECURITIES S. A.	06/03/2017
<b>GEK TERNA (CR)</b>	Main Market
BETA SECURITIES S.A.	08/03/2021
EUROBANK EQUITIES INVESTMENT FIRM S.A	24/05/2021
PIRAEUS SECURITIES S. A.	29/08/2019
<b>GR. SARANTIS S.A. (CR)</b>	Main Market
BETA SECURITIES S.A.	14/05/2012
EUROBANK EQUITIES INVESTMENT FIRM S.A	24/10/2016
<b>HELLENIC EXCHANGES-A.S.E. (CR)</b>	Main Market
HELLENIC AMERICAN SECURITIES S.A.	01/09/2014
NATIONAL SECURITIES SINGLE MEMBER SA	02/01/1900
PIRAEUS SECURITIES S. A.	04/05/2015
<b>HELLENIC PETROLEUM (CR)</b>	Main Market
HELLENIC AMERICAN SECURITIES S.A.	14/09/2015
PIRAEUS SECURITIES S. A.	20/03/2017
<b>IDEAL HOLDINGS (CR)</b>	Main Market
EUROBANK EQUITIES INVESTMENT FIRM S.A	07/06/2021
PIRAEUS SECURITIES S. A.	07/06/2021
<b>IKTINOS HELLAS SA (CR)</b>	Main Market
ALPHA FINANCE INVESTMENT SERVICES SINGLE MEMBER SA	01/04/2019
EUROBANK EQUITIES INVESTMENT FIRM S.A	25/02/2019
NATIONAL SECURITIES SINGLE MEMBER SA	02/01/1900
<b>INFORM P. LYKOS (CR)</b>	Main Market
BETA SECURITIES S.A.	31/01/2022
<b>INTERCONTINENTAL (CR)</b>	Main Market
LEON DEPOLAS SECURITIES S.A.	03/06/2019
<b>INTERWOOD-XYLEMPORIA (CR)</b>	Main Market
EUROBANK EQUITIES INVESTMENT FIRM S.A	05/07/2021
PANTELAKIS SECURITIES S.A.	01/07/2021
<b>INTRAKAT (CR)</b>	Main Market
BETA SECURITIES S.A.	04/10/2021
<b>JUMBO SA (CR)</b>	Main Market
BETA SECURITIES S.A.	01/02/2021
EUROBANK EQUITIES INVESTMENT FIRM S.A	25/05/2020
MERIT SECURITIES S.A	06/11/2017
PIRAEUS SECURITIES S. A.	06/03/2017
<b>KARAMOLEGOS SA (CR)</b>	Main Market
EUROXX SECURITIES S.A.	04/10/2019
<b>KLOUKINAS - LAPPAS SA (CR)</b>	Main Market
BETA SECURITIES S.A.	22/09/2014
<b>KRI-KRI S.A. (CR)</b>	Main Market
EUROBANK EQUITIES INVESTMENT FIRM S.A	07/05/2018
LEON DEPOLAS SECURITIES S.A.	16/01/2017
<b>LAMDA DEVELOPMENT SA (CR)</b>	Main Market
EUROBANK EQUITIES INVESTMENT FIRM S.A	08/12/2014
PANTELAKIS SECURITIES S.A.	06/11/2017
PIRAEUS SECURITIES S. A.	29/06/2017
<b>LAMPASA HOTEL SA (CR)</b>	Main Market
LEON DEPOLAS SECURITIES S.A.	16/01/2017
<b>MARFIN INVESTMENT GROUP (CR)</b>	Main Market
EUROBANK EQUITIES INVESTMENT FIRM S.A	23/03/2015
PIRAEUS SECURITIES S. A.	02/02/2009

## List of Stocks under Market Making operations

Securities	Stock Category
Market Maker	Start Market Making
<b>MOTOR OIL (CR)</b>	<b>Main Market</b>
BETA SECURITIES S.A.	08/03/2021
EUROBANK EQUITIES INVESTMENT FIRM S.A	22/10/2006
LEON DEPOLAS SECURITIES S.A.	01/04/2019
MERIT SECURITIES S.A	25/02/2019
NATIONAL SECURITIES SINGLE MEMBER SA	02/01/1900
PIRAEUS SECURITIES S. A.	04/05/2015
<b>MYTILINEOS (CR)</b>	<b>Main Market</b>
ALPHA FINANCE INVESTMENT SERVICES SINGLE MEMBER SA	15/04/2019
EUROBANK EQUITIES INVESTMENT FIRM S.A	20/09/2017
MERIT SECURITIES S.A	25/02/2019
NATIONAL SECURITIES SINGLE MEMBER SA	02/01/1900
PIRAEUS SECURITIES S. A.	04/05/2015
<b>NATIONAL BANK (CR)</b>	<b>Main Market</b>
ALPHA FINANCE INVESTMENT SERVICES SINGLE MEMBER SA	09/01/2006
BETA SECURITIES S.A.	01/02/2021
EUROBANK EQUITIES INVESTMENT FIRM S.A	22/10/2006
HELLENIC AMERICAN SECURITIES S.A.	25/07/2014
LEON DEPOLAS SECURITIES S.A.	20/05/2015
MERIT SECURITIES S.A	03/09/2012
NATIONAL SECURITIES SINGLE MEMBER SA	02/01/1900
PIRAEUS SECURITIES S. A.	08/09/2008
<b>OPAP (CR)</b>	<b>Main Market</b>
ALPHA FINANCE INVESTMENT SERVICES SINGLE MEMBER SA	09/01/2006
EUROBANK EQUITIES INVESTMENT FIRM S.A	22/10/2006
HELLENIC AMERICAN SECURITIES S.A.	25/07/2014
MERIT SECURITIES S.A	20/03/2017
NATIONAL SECURITIES SINGLE MEMBER SA	02/01/1900
PIRAEUS SECURITIES S. A.	04/05/2015
<b>OTE (CR)</b>	<b>Main Market</b>
ALPHA FINANCE INVESTMENT SERVICES SINGLE MEMBER SA	09/01/2006
EUROBANK EQUITIES INVESTMENT FIRM S.A	22/10/2006
HELLENIC AMERICAN SECURITIES S.A.	25/07/2014
LEON DEPOLAS SECURITIES S.A.	20/04/2015
MERIT SECURITIES S.A	20/03/2017
NATIONAL SECURITIES SINGLE MEMBER SA	02/01/1900
PIRAEUS SECURITIES S. A.	08/09/2008
<b>P.P.A. S.A. (CR)</b>	<b>Main Market</b>
EUROBANK EQUITIES INVESTMENT FIRM S.A	06/02/2019
<b>PAPOUTSANIS (CR)</b>	<b>Main Market</b>
BETA SECURITIES S.A.	25/11/2013
EUROBANK EQUITIES INVESTMENT FIRM S.A	06/12/2021
<b>PETROPOULOS PETROS (CR)</b>	<b>Main Market</b>
EUROBANK EQUITIES INVESTMENT FIRM S.A	01/04/2019
PANTELAKIS SECURITIES S.A.	16/03/2020
<b>PIRAEUS FINANCIAL HOLD (CR)</b>	<b>Main Market</b>
ALPHA FINANCE INVESTMENT SERVICES SINGLE MEMBER SA	15/04/2019
EUROBANK EQUITIES INVESTMENT FIRM S.A	22/10/2006
EUROXX SECURITIES S.A.	15/02/2016
HELLENIC AMERICAN SECURITIES S.A.	25/07/2014
LEON DEPOLAS SECURITIES S.A.	30/11/2018
MERIT SECURITIES S.A	16/09/2013
NATIONAL SECURITIES SINGLE MEMBER SA	02/01/1900
PIRAEUS SECURITIES S. A.	16/02/2009
<b>PLAISIO COMPUTERS SA (CR)</b>	<b>Main Market</b>
EUROBANK EQUITIES INVESTMENT FIRM S.A	02/03/2015
<b>PPC (CR)</b>	<b>Main Market</b>
ALPHA FINANCE INVESTMENT SERVICES SINGLE MEMBER SA	09/01/2006
BETA SECURITIES S.A.	01/02/2021
EUROBANK EQUITIES INVESTMENT FIRM S.A	22/10/2006
HELLENIC AMERICAN SECURITIES S.A.	01/09/2014
MERIT SECURITIES S.A	06/11/2017
NATIONAL SECURITIES SINGLE MEMBER SA	02/01/1900
PIRAEUS SECURITIES S. A.	28/09/2009
<b>PREMA (CR)</b>	<b>Main Market</b>
BETA SECURITIES S.A.	01/06/2021
PANTELAKIS SECURITIES S.A.	23/12/2021
<b>PROFILE SA (CR)</b>	<b>Main Market</b>
PANTELAKIS SECURITIES S.A.	01/07/2019

List of Stocks under Market Making operations

Securities	Market Maker	Start Market Making	Stock Category
<b>QUEST HOLDINGS (CR)</b>			
	BETA SECURITIES S.A.	26/03/2018	Main Market
	EUROBANK EQUITIES INVESTMENT FIRM S.A	28/01/2019	
<b>TERNA ENERGY (CR)</b>			
	BETA SECURITIES S.A.	08/03/2021	Main Market
	EUROBANK EQUITIES INVESTMENT FIRM S.A	24/05/2021	
	PIRAEUS SECURITIES S. A.	09/12/2019	
<b>THRACE PLASTICS SA (CR)</b>			
	ALPHA FINANCE INVESTMENT SERVICES SINGLE MEMBER SA	26/03/2018	Main Market
	EUROBANK EQUITIES INVESTMENT FIRM S.A	26/03/2018	
<b>TITAN CEMENT (CB)</b>			
	BETA SECURITIES S.A.	01/02/2021	Main Market
	EUROBANK EQUITIES INVESTMENT FIRM S.A	06/11/2019	
	PIRAEUS SECURITIES S. A.	18/01/2021	
<b>TZIRAKIAN PROFIL (CR)</b>			
	LEON DEPOLAS SECURITIES S.A.	19/07/2021	Main Market
<b>UNIBIOS (CR)</b>			
	LEON DEPOLAS SECURITIES S.A.	01/02/2021	Main Market
<b>VIOHALCO SA/NV (CB)</b>			
	ALPHA FINANCE INVESTMENT SERVICES SINGLE MEMBER SA	11/03/2008	Main Market
	EUROBANK EQUITIES INVESTMENT FIRM S.A	04/03/2014	
	MERIT SECURITIES S.A	17/03/2014	

Underlying Asset				Derivatives Market													
Price max	Price min	Closing price	change	Delivery Month	Open price	Price max	Price min	Last price	Closing price	Last Bid	Last Ask	Fixing price*	Life high	Life low	Trades	Volume	Open Interest
<b>FTSE/Athex Large Cap</b>				(Trade Unit: 1 Index Point x 2€, Cash Settlement)													
2,085.36	2,045.05	2,055.40	-0.19%	March 2022	2,089.00	2,089.00	2,042.00	2,055.25	2,055.25	---	---	---	2,382.00	---	259	1,319	2,533
				April 2022	2,048.50	2,069.75	2,043.00	2,064.25	2,064.25	---	---	---	2,350.00	---	17	113	230
				May 2022	---	---	---	---	2,068.25	---	---	---	---	---	---	---	---
				June 2022	---	---	---	---	2,071.50	---	---	---	---	---	---	---	---
				September 2022	---	---	---	---	2,082.00	---	---	---	---	---	---	---	---
				December 2022	---	---	---	---	2,092.25	---	---	---	---	---	---	---	---
<b>FTSE/Athex Banks</b>				(Trade Unit: 1 Index Point x 15€, Cash Settlement)													
600.03	579.90	584.23	0.09%	March 2022	---	---	---	---	587.25	---	---	---	694.50	---	---	---	4
				June 2022	---	---	---	---	587.25	---	---	---	---	---	---	---	---
				September 2022	---	---	---	---	590.25	---	---	---	---	---	---	---	---
				December 2022	---	---	---	---	593.00	---	---	---	---	---	---	---	---

Derivatives notes

Fixing prices and final open positions can be retrieved from the following path <http://www.helex.gr/el/web/guest/statistics-end-of-day-derivatives>

Underlying Asset				Derivatives Market													
Price max	Price min	Closing price	change	Delivery Month	Open price	Price max	Price min	Last price	Closing price	Last Bid	Last Ask	Fixing price*	Life high	Life low	Trades	Volume	Open Interest
<b>ADMIE (IPTO) HOLDING S.A. (CR)</b> (Contract Size: 100 Securities, Physical Delivery)																	
2.38	2.31	2.33	0.22%	March 2022	2.36	2.36	2.32	2.32	2.32	---	---	---	2.62	---	10	31	5,089
				June 2022	---	---	---	---	2.34	---	---	---	---	---	---	---	---
				September 2022	---	---	---	---	2.35	---	---	---	---	---	---	---	---
				December 2022	---	---	---	---	2.36	---	---	---	---	---	---	---	---
<b>ALPHA SERVICES HOLD (CR)</b> (Contract Size: 100 Securities, Physical Delivery)																	
1.1645	1.1035	1.107	-0.94%	March 2022	1.15	1.16	1.10	1.10	1.10	---	---	---	1.45	---	342	12,125	72,404
				June 2022	1.15	1.15	1.12	1.12	1.12	---	---	---	1.45	---	22	5,285	4,828
				September 2022	---	---	---	---	1.16	---	---	---	1.27	---	---	---	---
				December 2022	---	---	---	---	1.14	---	---	---	---	---	---	---	---
<b>CC HBC AG (CR)</b> (Contract Size: 100 Securities, Physical Delivery)																	
20.98	19.91	20.05	-3.56%	March 2022	20.40	20.59	19.70	19.80	19.80	---	---	---	31.99	---	89	339	1,159
				June 2022	---	---	---	---	21.04	---	---	---	27.57	---	---	---	46
				September 2022	---	---	---	---	21.02	---	---	---	---	---	---	---	---
				December 2022	---	---	---	---	21.12	---	---	---	---	---	---	---	---
<b>CENERGY HOLDINGS (CB)</b> (Contract Size: 100 Securities, Physical Delivery)																	
3.665	3.56	3.63	2.25%	March 2022	3.68	3.68	3.58	3.61	3.61	---	---	---	4.09	---	97	536	11,356
				June 2022	3.61	3.61	3.61	3.61	3.61	---	---	---	3.90	---	1	1	266
				September 2022	---	---	---	---	3.59	---	---	---	---	---	---	---	---
				December 2022	---	---	---	---	3.61	---	---	---	---	---	---	---	---
<b>ELLAKTOR (CR)</b> (Contract Size: 100 Securities, Physical Delivery)																	
1.274	1.239	1.27	2.01%	March 2022	1.26	1.26	1.25	1.26	1.26	---	---	---	1.54	---	5	125	11,098
				June 2022	---	---	---	---	1.24	---	---	---	1.36	---	---	---	1,487
				September 2022	---	---	---	---	1.26	---	---	---	---	---	---	---	---
				December 2022	---	---	---	---	1.26	---	---	---	---	---	---	---	---
<b>EUROBANK HOLDINGS (CR)</b> (Contract Size: 100 Securities, Physical Delivery)																	
0.915	0.8672	0.8948	0.56%	March 2022	0.910	0.920	0.871	0.888	0.888	---	---	---	1.17	---	232	7,794	41,042
				June 2022	0.920	0.925	0.900	0.915	0.915	---	---	---	1.15	---	7	33	1,074
				September 2022	---	---	---	---	0.900	---	---	---	---	---	---	---	---
				December 2022	---	---	---	---	0.904	---	---	---	---	---	---	---	---
<b>EYDAP S.A. (CR)</b> (Contract Size: 100 Securities, Physical Delivery)																	
7.22	6.95	6.96	0.14%	March 2022	---	---	---	---	6.96	---	---	---	8.10	---	---	---	475
				June 2022	---	---	---	---	6.99	---	---	---	---	---	---	---	---
				September 2022	---	---	---	---	7.03	---	---	---	---	---	---	---	---
				December 2022	---	---	---	---	7.06	---	---	---	---	---	---	---	---

Derivatives notes

Fixing prices and final open positions can be retrieved from the following path <http://www.helex.gr/el/web/guest/statistics-end-of-day-derivatives>

Underlying Asset				Derivatives Market													
Price max	Price min	Closing price	change	Delivery Month	Open price	Price max	Price min	Last price	Closing price	Last Bid	Last Ask	Fixing price*	Life high	Life low	Trades	Volume	Open Interest
<b>FOURLIS (CR)</b>				(Contract Size: 100 Securities, Physical Delivery)													
3.965	3.845	3.89	0.65%	March 2022	3.83	3.94	3.83	3.94	3.94	---	---	---	4.53	---	12	31	2,764
				June 2022	---	---	---	---	3.90	---	---	---	4.14	---	---	---	53
				September 2022	---	---	---	---	3.91	---	---	---	---	---	---	---	---
				December 2022	---	---	---	---	3.93	---	---	---	---	---	---	---	---
<b>GEK TERNA (CR)</b>				(Contract Size: 100 Securities, Physical Delivery)													
8.69	8.51	8.6	0.70%	March 2022	8.59	8.62	8.53	8.62	8.62	---	---	---	10.10	---	10	40	6,363
				June 2022	---	---	---	---	8.65	---	---	---	9.56	---	---	---	225
				September 2022	---	---	---	---	8.63	---	---	---	---	---	---	---	---
				December 2022	---	---	---	---	8.68	---	---	---	---	---	---	---	---
<b>HELLENIC EXCHANGES-A.S.E. (CR)</b>				(Contract Size: 100 Securities, Physical Delivery)													
3.79	3.7	3.7	0.00%	March 2022	3.72	3.75	3.72	3.72	3.72	---	---	---	4.10	---	6	18	1,399
				June 2022	3.77	3.77	3.77	3.77	3.77	---	---	---	4.08	---	2	5	99
				September 2022	---	---	---	---	3.74	---	---	---	---	---	---	---	---
				December 2022	---	---	---	---	3.76	---	---	---	---	---	---	---	---
<b>HELLENIC PETROLEUM (CR)</b>				(Contract Size: 100 Securities, Physical Delivery)													
7.22	6.83	7.22	6.65%	March 2022	6.86	7.19	6.76	7.16	7.16	---	---	---	7.22	---	74	181	1,616
				June 2022	6.83	7.08	6.74	6.95	6.95	---	---	---	7.08	---	11	14	58
				September 2022	---	---	---	---	6.84	---	---	---	---	---	---	---	---
				December 2022	---	---	---	---	6.88	---	---	---	---	---	---	---	---
<b>INTRACOM HOLDINGS (CR)</b>				(Contract Size: 100 Securities, Physical Delivery)													
1.64	1.58	1.608	1.13%	March 2022	1.59	1.64	1.55	1.61	1.61	---	---	---	2.14	---	50	359	6,734
				June 2022	1.65	1.68	1.65	1.65	1.65	---	---	---	1.92	---	5	21	436
				September 2022	---	---	---	---	1.61	---	---	---	---	---	---	---	---
				December 2022	---	---	---	---	1.62	---	---	---	---	---	---	---	---
<b>JUMBO SA (CR)</b>				(Contract Size: 100 Securities, Physical Delivery)													
13.49	13.11	13.15	-1.57%	March 2022	13.26	13.41	13.25	13.30	13.30	---	---	---	14.38	---	36	84	976
				June 2022	---	---	---	---	13.51	---	---	---	13.94	---	---	---	4
				September 2022	---	---	---	---	13.51	---	---	---	---	---	---	---	---
				December 2022	---	---	---	---	13.57	---	---	---	---	---	---	---	---
<b>LAMDA DEVELOPMENT SA (CR)</b>				(Contract Size: 100 Securities, Physical Delivery)													
6.46	6.28	6.3	-0.94%	March 2022	6.36	6.43	6.31	6.33	6.33	---	---	---	7.58	---	43	135	6,116
				June 2022	6.40	6.40	6.35	6.35	6.35	---	---	---	7.07	---	8	40	537
				September 2022	---	---	---	---	6.43	---	---	---	---	---	---	---	---
				December 2022	---	---	---	---	6.46	---	---	---	---	---	---	---	---

Derivatives notes

Fixing prices and final open positions can be retrieved from the following path <http://www.helex.gr/el/web/guest/statistics-end-of-day-derivatives>



Underlying Asset				Derivatives Market													
Price max	Price min	Closing price	change	Delivery Month	Open price	Price max	Price min	Last price	Closing price	Last Bid	Last Ask	Fixing price*	Life high	Life low	Trades	Volume	Open Interest
<b>MARFIN INVESTMENT GROUP (CR)</b> (Contract Size: 100 Securities, Physical Delivery)																	
0.0292	0.028	0.0289	1.40%	March 2022	0.029	0.029	0.029	0.029	0.029	---	---	---	0.038	---	4	279	33,870
				June 2022	---	---	---	---	0.029	---	---	---	---	---	---	---	---
				September 2022	---	---	---	---	0.029	---	---	---	---	---	---	---	---
				December 2022	---	---	---	---	0.029	---	---	---	---	---	---	---	---
<b>MOTOR OIL (CR)</b> (Contract Size: 100 Securities, Physical Delivery)																	
14.2	13.52	14.14	4.59%	March 2022	13.70	14.19	13.70	14.19	14.19	---	---	---	15.55	---	50	97	2,653
				June 2022	---	---	---	---	13.39	---	---	---	14.02	---	---	---	10
				September 2022	---	---	---	---	13.67	---	---	---	---	---	---	---	---
				December 2022	---	---	---	---	13.74	---	---	---	---	---	---	---	---
<b>MYTILINEOS (CR)</b> (Contract Size: 100 Securities, Physical Delivery)																	
14.67	14.13	14.64	4.20%	March 2022	14.28	14.65	14.16	14.50	14.50	---	---	---	16.25	---	115	562	6,980
				June 2022	14.01	14.57	14.01	14.45	14.45	---	---	---	15.69	---	11	23	192
				September 2022	---	---	---	---	14.20	---	---	---	---	---	---	---	---
				December 2022	---	---	---	---	14.28	---	---	---	---	---	---	---	---
<b>NATIONAL BANK (CR)</b> (Contract Size: 100 Securities, Physical Delivery)																	
3.029	2.916	2.945	-0.61%	March 2022	3.03	3.07	2.93	2.94	2.94	---	---	---	3.83	---	424	7,785	23,934
				June 2022	3.08	3.08	2.93	2.99	2.99	---	---	---	3.79	---	16	63	1,102
				September 2022	---	---	---	---	3.00	---	---	---	---	---	---	---	---
				December 2022	---	---	---	---	3.01	---	---	---	---	---	---	---	---
<b>OPAP (CR)</b> (Contract Size: 100 Securities, Physical Delivery)																	
13.3	12.99	12.99	-2.04%	March 2022	13.25	13.28	12.99	12.99	12.99	---	---	---	13.80	---	33	204	1,296
				June 2022	13.00	13.00	13.00	13.00	13.00	---	---	---	13.56	---	1	3	43
				September 2022	---	---	---	---	13.41	---	---	---	---	---	---	---	---
				December 2022	---	---	---	---	13.47	---	---	---	---	---	---	---	---
<b>OTE (CR)</b> (Contract Size: 100 Securities, Physical Delivery)																	
17.98	17.43	17.475	-2.48%	March 2022	17.87	17.87	17.40	17.48	17.48	---	---	---	18.42	---	60	307	979
				June 2022	---	---	---	---	17.99	---	---	---	18.10	---	---	---	61
				September 2022	---	---	---	---	18.12	---	---	---	---	---	---	---	---
				December 2022	---	---	---	---	18.21	---	---	---	---	---	---	---	---
<b>P.P.A. S.A. (CR)</b> (Contract Size: 100 Securities, Physical Delivery)																	
16	15.6	15.9	1.92%	March 2022	---	---	---	---	15.69	---	---	---	18.16	---	---	---	713
				June 2022	---	---	---	---	15.63	---	---	---	16.75	---	---	---	5
				September 2022	---	---	---	---	15.77	---	---	---	---	---	---	---	---
				December 2022	---	---	---	---	15.85	---	---	---	---	---	---	---	---

Derivatives notes

Fixing prices and final open positions can be retrieved from the following path <http://www.helex.gr/el/web/guest/statistics-end-of-day-derivatives>

Underlying Asset				Derivatives Market													
Price max	Price min	Closing price	change	Delivery Month	Open price	Price max	Price min	Last price	Closing price	Last Bid	Last Ask	Fixing price*	Life high	Life low	Trades	Volume	Open Interest
<b>PIRAEUS FINANCIAL HOLD (CR)</b>																	
(Contract Size: 100 Securities, Physical Delivery)																	
1.36	1.309	1.34	2.84%	March 2022	1.33	1.36	1.31	1.33	1.33	---	---	---	1.72	---	120	3,738	36,529
				June 2022	1.35	1.39	1.35	1.36	1.36	---	---	---	1.68	---	6	1,019	2,135
				September 2022	---	---	---	---	1.32	---	---	---	---	---	---	---	---
				December 2022	---	---	---	---	1.32	---	---	---	---	---	---	---	---
<b>PPC (CR)</b>																	
(Contract Size: 100 Securities, Physical Delivery)																	
7.9	7.51	7.64	-1.61%	March 2022	7.80	7.90	7.52	7.60	7.60	---	---	---	10.69	---	189	1,328	17,628
				June 2022	7.62	7.62	7.61	7.61	7.61	---	---	---	9.47	---	3	31	449
				September 2022	---	---	---	---	7.85	---	---	---	---	---	---	---	---
				December 2022	---	---	---	---	7.89	---	---	---	---	---	---	---	---
<b>TERNA ENERGY (CR)</b>																	
(Contract Size: 100 Securities, Physical Delivery)																	
12.98	12.66	12.98	2.37%	March 2022	13.54	13.54	12.70	13.06	13.06	---	---	---	13.89	---	20	72	1,791
				June 2022	---	---	---	---	12.78	---	---	---	13.09	---	---	---	202
				September 2022	---	---	---	---	12.82	---	---	---	---	---	---	---	---
				December 2022	---	---	---	---	12.88	---	---	---	---	---	---	---	---
<b>TITAN CEMENT (CB)</b>																	
(Contract Size: 100 Securities, Physical Delivery)																	
12.74	12.36	12.6	1.94%	March 2022	12.49	12.60	12.49	12.60	12.60	---	---	---	15.10	---	2	2	1,363
				June 2022	---	---	---	---	12.52	---	---	---	14.58	---	---	---	34
				September 2022	---	---	---	---	12.50	---	---	---	---	---	---	---	---
				December 2022	---	---	---	---	12.56	---	---	---	---	---	---	---	---
<b>VIOHALCO SA/NV (CB)</b>																	
(Contract Size: 100 Securities, Physical Delivery)																	
4.19	4.085	4.15	2.22%	March 2022	4.13	4.18	4.10	4.14	4.14	---	---	---	5.15	---	27	109	8,759
				June 2022	4.19	4.19	4.19	4.19	4.19	---	---	---	5.31	---	2	4	31
				September 2022	---	---	---	---	4.10	---	---	---	---	---	---	---	---
				December 2022	---	---	---	---	4.13	---	---	---	---	---	---	---	---

Derivatives notes

Fixing prices and final open positions can be retrieved from the following path <http://www.helex.gr/el/web/guest/statistics-end-of-day-derivatives>

FTSE/Athex Large Cap

(Trade Unit: 1 Index Point x 2€ - Exercise Style: European, Cash Settlement)

Exercise Price	Call Options														Put Options																		
	March 2022							April 2022							Other Months		March 2022							April 2022							Other Months		Exercise Price
	Open price	Price max	Price min	Last price	Closing price	Volume	Open Interest	Open price	Price max	Price min	Last price	Closing price	Volume	Open Interest	Volume	Open Interest	Open price	Price max	Price min	Last price	Closing price	Volume	Open Interest	Open price	Price max	Price min	Last price	Closing price	Volume	Open Interest	Volume	Open Interest	
1,875	0.00	0.00	0.00	-	181.00	-	-	-	-	-	-	-	-	-	-	0.00	0.00	0.00	-	1.50	-	-	-	-	-	-	-	-	-	-	-	1,875	
1,900	0.00	0.00	0.00	-	157.00	-	-	0.00	0.00	0.00	-	170.00	-	-	-	0.00	0.00	0.00	-	2.90	-	-	0.00	0.00	0.00	-	15.00	-	-	-	1,900		
1,925	0.00	0.00	0.00	-	135.00	-	-	0.00	0.00	0.00	-	150.00	-	-	-	0.00	0.00	0.00	-	5.00	-	-	0.00	0.00	0.00	-	20.25	-	-	-	1,925		
1,950	0.00	0.00	0.00	-	113.00	-	-	0.00	0.00	0.00	-	131.00	-	-	-	0.00	0.00	0.00	-	8.40	-	-	0.00	0.00	0.00	-	26.50	-	-	-	1,950		
1,975	0.00	0.00	0.00	-	93.00	-	-	0.00	0.00	0.00	-	114.00	-	-	-	0.00	0.00	0.00	-	13.25	-	-	0.00	0.00	0.00	-	34.00	-	-	-	1,975		
2,000	0.00	0.00	0.00	-	74.50	-	-	0.00	0.00	0.00	-	98.00	-	-	-	25.25	0.00	25.00	25.00	25.00	27	1	0.00	0.00	0.00	-	43.00	-	30	-	2,000		
2,050	0.00	0.00	0.00	-	44.50	-	-	0.00	0.00	0.00	-	70.50	-	-	-	54.00	0.00	54.00	54.00	54.00	20	-	0.00	0.00	0.00	-	65.00	-	20	-	2,050		
2,100	0.00	0.00	0.00	-	23.75	-	2	0.00	0.00	0.00	-	48.50	-	1	-	0.00	0.00	0.00	-	69.00	-	-	110.00	110.00	110.00	110.00	110.00	20	-	-	2,100		
2,150	20.50	20.50	20.50	20.50	20.50	1	4	0.00	0.00	0.00	-	32.25	-	-	-	0.00	20.50	0.00	-	106.00	-	40	0.00	0.00	0.00	-	127.00	-	-	-	2,150		
2,200	0.00	0.00	0.00	-	4.70	-	26	0.00	0.00	0.00	-	20.50	-	5	-	0.00	0.00	0.00	-	150.00	-	20	0.00	0.00	0.00	-	165.00	-	20	-	2,200		
2,250	0.00	0.00	0.00	-	1.70	-	54	0.00	0.00	0.00	-	12.50	-	22	-	0.00	0.00	0.00	-	197.00	-	60	0.00	0.00	0.00	-	207.00	-	5	-	2,250		
2,300	0.00	0.00	0.00	-	0.57	-	94	0.00	0.00	0.00	-	7.30	-	43	-	0.00	0.00	0.00	-	246.00	-	52	0.00	0.00	0.00	-	251.00	-	3	-	2,300		
2,350	0.00	0.00	0.00	-	0.16	-	49	0.00	0.00	0.00	-	4.10	-	1	-	0.00	0.00	0.00	-	295.00	-	101	0.00	0.00	0.00	-	298.00	-	-	-	2,350		
2,400	0.00	0.00	0.00	-	0.04	-	21	0.00	0.00	0.00	-	2.20	-	-	-	0.00	0.00	0.00	-	345.00	-	20	0.00	0.00	0.00	-	346.00	-	20	-	2,400		
2,450	0.00	0.00	0.00	-	0.01	-	20	0.00	0.00	0.00	-	1.10	-	-	-	0.00	0.00	0.00	-	395.00	-	-	0.00	0.00	0.00	-	395.00	-	-	-	2,450		
2,500	0.00	0.00	0.00	-	0.02	-	-	0.00	0.00	0.00	-	0.57	-	-	-	0.00	0.00	0.00	-	445.00	-	-	0.00	0.00	0.00	-	444.00	-	-	-	2,500		
2,550	0.00	0.00	0.00	-	0.03	-	-	0.00	0.00	0.00	-	0.28	-	-	-	0.00	0.00	0.00	-	495.00	-	-	0.00	0.00	0.00	-	494.00	-	-	-	2,550		
2,600	0.00	0.00	0.00	-	0.01	-	-	0.00	0.00	0.00	-	0.13	-	-	-	0.00	0.00	0.00	-	545.00	-	-	0.00	0.00	0.00	-	544.00	-	-	-	2,600		
2,650	0.00	0.00	0.00	-	0.14	-	-	0.00	0.00	0.00	-	0.06	-	-	-	0.00	0.00	0.00	-	595.00	-	-	0.00	0.00	0.00	-	593.00	-	-	-	2,650		
Totals:						1	270					0	72	0	0						47	294						20	98	0	0		
Number of Trades:						1						0		0							5						1		0				

ALPHA SERVICES HOLD (CR)

(Contract Size: 100 Securities, Exercise Style: American, Physical Delivery)

Call Options														Put Options																		
March 2022							April 2022							Other Months		March 2022							April 2022							Other Months		Exercise Price
Open price	Price max	Price min	Last price	Closing price	Volume	Open Interest	Open price	Price max	Price min	Last price	Closing price	Volume	Open Interest	Volume	Open Interest	Open price	Price max	Price min	Last price	Closing price	Volume	Open Interest	Open price	Price max	Price min	Last price	Closing price	Volume	Open Interest	Volume	Open Interest	
0.650	0.000	0.000	0.000	0.471	-	-										0.000	0.000	0.000	0.001	-	-											0.007
0.700	0.000	0.000	0.000	0.421	-	-										0.000	0.000	0.000	0.001	-	-											0.007
0.750	0.000	0.000	0.000	0.371	-	-										0.000	0.000	0.000	0.001	-	-											0.008
0.800	0.000	0.000	0.000	0.321	-	-	0.000	0.000	0.000		0.322	-	-			0.000	0.000	0.000	0.001	-	-	0.000	0.000	0.000	0.000	0.001	-	-			0.008	
0.850	0.000	0.000	0.000	0.271	-	-	0.000	0.000	0.000		0.273	-	-			0.000	0.000	0.000	0.001	-	-	0.000	0.000	0.000	0.000	0.001	-	-			0.009	
0.900	0.000	0.000	0.000	0.221	-	-	0.000	0.000	0.000		0.225	-	-			0.000	0.000	0.000	0.001	-	-	0.000	0.000	0.000	0.000	0.003	-	-			0.009	
0.950	0.000	0.000	0.000	0.173	-	-	0.000	0.000	0.000		0.179	-	-			0.000	0.000	0.000	0.002	-	-	0.000	0.000	0.000	0.000	0.007	-	-			0.010	
1.000	0.000	0.000	0.000	0.128	-	-	0.000	0.000	0.000		0.137	-	-			0.000	0.000	0.000	0.007	-	-	0.000	0.000	0.000	0.000	0.015	-	-			0.010	
1.100	0.000	0.000	0.000	0.056	-	-	0.000	0.000	0.000		0.071	-	-			0.000	0.000	0.000	0.035	-	-	0.000	0.000	0.000	0.000	0.048	-	-			0.011	
1.200	0.000	0.000	0.000	0.018	-	-	0.000	0.000	0.000		0.030	-	-			0.000	0.000	0.000	0.097	-	-	0.000	0.000	0.000	0.000	0.108	-	-			0.012	
1.300	0.000	0.000	0.000	0.004	-	250	0.000	0.000	0.000		0.011	-	-			0.000	0.000	0.000	0.183	-	-	0.000	0.000	0.000	0.000	0.188	-	-			0.013	
1.400	0.000	0.000	0.000	0.001	-	-	0.000	0.000	0.000		0.003	-	-			0.000	0.000	0.000	0.280	-	-	0.000	0.000	0.000	0.000	0.281	-	-			0.014	
1.500	0.000	0.000	0.000	0.001	-	-	0.000	0.000	0.000		0.001	-	-			0.000	0.000	0.000	0.380	-	-	0.000	0.000	0.000	0.000	0.380	-	-			0.015	
1.600	0.000	0.000	0.000	0.003	-	-	0.000	0.000	0.000		0.001	-	-			0.000	0.000	0.000	0.480	-	-	0.000	0.000	0.000	0.000	0.480	-	-			0.016	
1.700	0.000	0.000	0.000	0.001	-	-	0.000	0.000	0.000		0.003	-	-			0.000	0.000	0.000	0.580	-	-	0.000	0.000	0.000	0.000	0.580	-	-			0.017	
1.800	0.000	0.000	0.000	0.001	-	-	0.000	0.000	0.000		0.001	-	-			0.000	0.000	0.000	0.680	-	-	0.000	0.000	0.000	0.000	0.680	-	-			0.018	
1.900	0.000	0.000	0.000	0.001	-	-	0.000	0.000	0.000		0.001	-	-			0.000	0.000	0.000	0.780	-	-	0.000	0.000	0.000	0.000	0.780	-	-			0.019	
Totals:					0	250						0	0	0	0	0						0	0							0	0	
Number of Trades:					0							0	0	0	0	0						0.00	0							0	0	

NATIONAL BANK (CR)

(Contract Size: 100 Securities, Exercise Style: American, Physical Delivery)

Call Options																Put Options																			
March 2022								April 2022								Other Months				March 2022								April 2022				Other Months			
Exercise Price	Open price	Price max	Price min	Last price	Closing price	Volume	Open Interest	Open price	Price max	Price min	Last price	Closing price	Volume	Open Interest	Volume	Open Interest	Open price	Price max	Price min	Last price	Closing price	Volume	Open Interest	Open price	Price max	Price min	Last price	Closing price	Volume	Open Interest	Volume	Open Interest	Exercise Price		
1.600	0.000	0.000	0.000		1.36	-	-						-	-			0.000	0.000	0.000		0.001	-	-					-	-			0.016			
1.700	0.000	0.000	0.000		1.26	-	-						-	-			0.000	0.000	0.000		0.001	-	-					-	-			0.017			
1.800	0.000	0.000	0.000		1.16	-	-						-	-			0.000	0.000	0.000		0.001	-	-					-	-			0.018			
1.900	0.000	0.000	0.000		1.06	-	-						-	-			0.000	0.000	0.000		0.001	-	-					-	-			0.019			
2.000	0.000	0.000	0.000		0.962	-	-	0.000	0.000	0.000		0.965	-	-			0.000	0.000	0.000		0.001	-	-	0.000	0.000	0.000	0.001	-	-			0.020			
2.200	0.000	0.000	0.000		0.762	-	-	0.000	0.000	0.000		0.766	-	-			0.000	0.000	0.000		0.001	-	-	0.000	0.000	0.000	0.001	-	-			0.022			
2.400	0.000	0.000	0.000		0.562	-	-	0.000	0.000	0.000		0.572	-	-			0.000	0.000	0.000		0.001	-	-	0.000	0.000	0.000	0.006	-	-			0.024			
2.600	0.000	0.000	0.000		0.366	-	-	0.000	0.000	0.000		0.393	-	-			0.000	0.000	0.000		0.003	-	-	0.000	0.000	0.000	0.027	-	-			0.026			
2.800	0.000	0.000	0.000		0.191	-	-	0.000	0.000	0.000		0.244	-	-			0.000	0.000	0.000		0.029	-	300	0.000	0.000	0.000	0.077	-	-			0.028			
3.000	0.000	0.000	0.000		0.073	-	-	0.000	0.000	0.000		0.135	-	-			0.000	0.000	0.000		0.110	-	-	0.000	0.000	0.000	0.168	-	-			0.030			
3.200	0.000	0.000	0.000		0.019	-	-	0.000	0.000	0.000		0.066	-	-			0.000	0.000	0.000		0.257	-	-	0.000	0.000	0.000	0.299	-	-			0.032			
3.400	0.000	0.000	0.000		0.003	-	-	0.000	0.000	0.000		0.028	-	50			0.000	0.000	0.000		0.442	-	-	0.000	0.000	0.000	0.462	-	-			0.034			
3.600	0.000	0.000	0.000		0.003	-	-	0.000	0.000	0.000		0.011	-	-			0.000	0.000	0.000		0.640	-	2	0.000	0.000	0.000	0.646	-	-			0.036			
3.800	0.000	0.000	0.000		0.005	-	-	0.000	0.000	0.000		0.004	-	-			0.000	0.000	0.000		0.840	-	-	0.000	0.000	0.000	0.841	-	-			0.038			
4.000	0.000	0.000	0.000		0.001	-	-	0.000	0.000	0.000		0.001	-	-			0.000	0.000	0.000		1.04	-	-	0.000	0.000	0.000	1.04	-	-			0.040			
4.400	0.000	0.000	0.000		0.001	-	-	0.000	0.000	0.000		0.002	-	-			0.000	0.000	0.000		1.44	-	-	0.000	0.000	0.000	1.44	-	-			0.044			
4.800	0.000	0.000	0.000		0.001	-	-	0.000	0.000	0.000		0.004	-	-			0.000	0.000	0.000		1.84	-	-	0.000	0.000	0.000	1.84	-	-			0.048			
5.200	0.000	0.000	0.000		0.001	-	-	0.000	0.000	0.000		0.001	-	-			0.000	0.000	0.000		2.24	-	-	0.000	0.000	0.000	2.24	-	-			0.052			
5.600	0.000	0.000	0.000		0.001	-	-	0.000	0.000	0.000		0.001	-	-			0.000	0.000	0.000		2.64	-	-	0.000	0.000	0.000	2.64	-	-			0.056			
Totals:						0	0						0	50	0	0								0	302							0	0	0	300
Number of Trades:						0							0		0									0.00								0		0	

OPAP (CR)

(Contract Size: 100 Securities, Exercise Style: American, Physical Delivery)

Exercise Price	Call Options														Put Options																						
	March 2022						April 2022						Other Months		March 2022						April 2022						Other Months		Exercise Price								
	Open price	Price max	Price min	Last price	Closing price	Volume	Open Interest	Open price	Price max	Price min	Last price	Closing price	Volume	Open Interest	Volume	Open Interest	Open price	Price max	Price min	Last price	Closing price	Volume	Open Interest	Open price	Price max	Price min	Last price	Closing price		Volume	Open Interest	Volume	Open Interest				
8.400	0.000	0.000	0.000	4.87	-	-	0.000	0.000	0.000	0.000	4.48	-	-	0.000	0.000	0.000	0.000	0.000	0.000	0.001	-	-	0.000	0.000	0.000	0.000	0.001	-		-	0.000	0.000	0.000	0.000	0.001	-	-
8.800	0.000	0.000	0.000	4.47	-	-	0.000	0.000	0.000	0.000	4.48	-	-	0.000	0.000	0.000	0.000	0.000	0.000	0.001	-	-	0.000	0.000	0.000	0.000	0.001	-	-	0.000	0.000	0.000	0.000	0.001	-	-	0.088
9.200	0.000	0.000	0.000	4.07	-	-	0.000	0.000	0.000	0.000	4.08	-	-	0.000	0.000	0.000	0.000	0.000	0.000	0.001	-	-	0.000	0.000	0.000	0.000	0.002	-	-	0.000	0.000	0.000	0.000	0.002	-	-	0.092
9.600	0.000	0.000	0.000	3.67	-	-	0.000	0.000	0.000	0.000	3.68	-	-	0.000	0.000	0.000	0.000	0.000	0.000	0.001	-	-	0.000	0.000	0.000	0.000	0.001	-	-	0.000	0.000	0.000	0.000	0.001	-	-	0.096
10.000	0.000	0.000	0.000	3.27	-	-	0.000	0.000	0.000	0.000	3.28	-	-	0.000	0.000	0.000	0.000	0.000	0.000	0.001	-	-	0.000	0.000	0.000	0.000	0.001	-	-	0.000	0.000	0.000	0.000	0.001	-	-	0.100
11.000	0.000	0.000	0.000	2.27	-	-	0.000	0.000	0.000	0.000	2.29	-	-	0.000	0.000	0.000	0.000	0.000	0.000	0.001	-	-	0.000	0.000	0.000	0.000	0.005	-	-	0.000	0.000	0.000	0.000	0.005	-	-	0.110
12.000	0.000	0.000	0.000	1.28	-	-	0.000	0.000	0.000	0.000	1.35	-	-	0.000	0.000	0.000	0.000	0.000	0.000	0.010	-	-	0.000	0.000	0.000	0.000	0.063	-	-	0.000	0.000	0.000	0.000	0.063	-	-	0.120
13.000	0.000	0.000	0.000	0.447	-	-	0.000	0.000	0.000	0.000	0.613	-	-	0.000	0.000	0.000	0.000	0.000	0.000	0.176	-	20	0.000	0.000	0.000	0.000	0.324	-	-	0.000	0.000	0.000	0.000	0.324	-	-	0.130
14.000	0.000	0.000	0.000	0.068	-	11	0.000	0.000	0.000	0.000	0.199	-	-	0.000	0.000	0.000	0.000	0.000	0.000	0.799	-	-	0.000	0.000	0.000	0.000	0.911	-	-	0.000	0.000	0.000	0.000	0.911	-	-	0.140
15.000	0.000	0.000	0.000	0.004	-	-	0.000	0.000	0.000	0.000	0.043	-	-	0.000	0.000	0.000	0.000	0.000	0.000	1.74	-	-	0.000	0.000	0.000	0.000	1.76	-	-	0.000	0.000	0.000	0.000	1.76	-	-	0.150
16.000	0.000	0.000	0.000	0.001	-	-	0.000	0.000	0.000	0.000	0.007	-	-	0.000	0.000	0.000	0.000	0.000	0.000	2.74	-	-	0.000	0.000	0.000	0.000	2.74	-	-	0.000	0.000	0.000	0.000	2.74	-	-	0.160
17.000	0.000	0.000	0.000	0.001	-	-	0.000	0.000	0.000	0.000	0.001	-	-	0.000	0.000	0.000	0.000	0.000	0.000	3.74	-	-	0.000	0.000	0.000	0.000	3.74	-	-	0.000	0.000	0.000	0.000	3.74	-	-	0.170
18.000	0.000	0.000	0.000	0.001	-	-	0.000	0.000	0.000	0.000	0.001	-	-	0.000	0.000	0.000	0.000	0.000	0.000	4.74	-	-	0.000	0.000	0.000	0.000	4.74	-	-	0.000	0.000	0.000	0.000	4.74	-	-	0.180
19.000	0.000	0.000	0.000	0.002	-	-	0.000	0.000	0.000	0.000	0.001	-	-	0.000	0.000	0.000	0.000	0.000	0.000	5.74	-	-	0.000	0.000	0.000	0.000	5.74	-	-	0.000	0.000	0.000	0.000	5.74	-	-	0.190
Totals:						0	11						0	0	0	0						0	20						0	0	0	0			0	0	
Number of Trades:						0							0		0								0.00						0				0			0	

OTE (CR)

(Contract Size: 100 Securities, Exercise Style: American, Physical Delivery)

Exercise Price	Call Options														Put Options																		
	March 2022						April 2022						Other Months		March 2022						April 2022						Other Months		Exercise Price				
	Open price	Price max	Price min	Last price	Closing price	Volume	Open Interest	Open price	Price max	Price min	Last price	Closing price	Volume	Open Interest	Volume	Open Interest	Open price	Price max	Price min	Last price	Closing price	Volume	Open Interest	Open price	Price max	Price min	Last price	Closing price		Volume	Open Interest	Volume	Open Interest
9.200	0.000	0.000	0.000		8.73	-	-						-	-			0.000	0.000	0.000		0.001	-	-					-		-			0.092
9.600	0.000	0.000	0.000		8.33	-	-						-	-			0.000	0.000	0.000		0.001	-	-					-	-			0.096	
10.000	0.000	0.000	0.000		7.93	-	-						-	-			0.000	0.000	0.000		0.001	-	-					-	-			0.100	
11.000	0.000	0.000	0.000		6.93	-	-						-	-			0.000	0.000	0.000		0.001	-	-					-	-			0.110	
12.000	0.000	0.000	0.000		5.93	-	-	0.000	0.000	0.000		5.95	-	-			0.000	0.000	0.000		0.001	-	-	0.000	0.000	0.000		0.001	-	-			0.120
13.000	0.000	0.000	0.000		4.93	-	-	0.000	0.000	0.000		4.95	-	-			0.000	0.000	0.000		0.001	-	-	0.000	0.000	0.000		0.001	-	-			0.130
14.000	0.000	0.000	0.000		3.93	-	-	0.000	0.000	0.000		3.95	-	-			0.000	0.000	0.000		0.001	-	-	0.000	0.000	0.000		0.001	-	-			0.140
15.000	0.000	0.000	0.000		2.93	-	-	0.000	0.000	0.000		2.96	-	-			0.000	0.000	0.000		0.001	-	-	0.000	0.000	0.000		0.009	-	-			0.150
16.000	0.000	0.000	0.000		1.94	-	-	0.000	0.000	0.000		2.02	-	-			0.000	0.000	0.000		0.002	-	-	0.000	0.000	0.000		0.059	-	-			0.160
17.000	0.000	0.000	0.000		0.987	-	30	0.000	0.000	0.000		1.19	-	-			0.000	0.000	0.000		0.052	-	-	0.000	0.000	0.000		0.235	-	-			0.170
18.000	0.000	0.000	0.000		0.308	-	2	0.000	0.000	0.000		0.594	-	-			0.000	0.000	0.000		0.373	-	-	0.000	0.000	0.000		0.634	-	-			0.180
19.000	0.000	0.000	0.000		0.047	-	10	0.000	0.000	0.000		0.244	-	10			0.000	0.000	0.000		1.12	-	-	0.000	0.000	0.000		1.29	-	-			0.190
20.000	0.000	0.000	0.000		0.003	-	-	0.000	0.000	0.000		0.081	-	-			0.000	0.000	0.000		2.08	-	-	0.000	0.000	0.000		2.13	-	-			0.200
22.000	0.000	0.000	0.000		0.001	-	-	0.000	0.000	0.000		0.005	-	-			0.000	0.000	0.000		4.08	-	-	0.000	0.000	0.000		4.08	-	-			0.220
24.000	0.000	0.000	0.000		0.001	-	-	0.000	0.000	0.000		0.001	-	-			0.000	0.000	0.000		6.08	-	-	0.000	0.000	0.000		6.08	-	-			0.240
26.000	0.000	0.000	0.000		0.001	-	-	0.000	0.000	0.000		0.001	-	-			0.000	0.000	0.000		8.08	-	-	0.000	0.000	0.000		8.08	-	-			0.260
Totals:						0	42						0	10	0	0						0	0					0	0	0	0		
Number of Trades:							0						0		0							0.00						0		0			

PIRAEUS FINANCIAL HOLD (CR)

(Contract Size: 100 Securities, Exercise Style: American, Physical Delivery)

Call Options																Put Options																
Exercise Price	March 2022						April 2022						Other Months		March 2022						April 2022						Other Months		Exercise Price			
	Open price	Price max	Price min	Last price	Closing price	Volume	Open Interest	Open price	Price max	Price min	Last price	Closing price	Volume	Open Interest	Volume	Open Interest	Open price	Price max	Price min	Last price	Closing price	Volume	Open Interest	Open price	Price max	Price min	Last price	Closing price		Volume	Open Interest	Volume
0.150	0.000	0.000	0.000		1.15	-	-										0.000	0.000	0.000		0.072	-	-									0.002
0.200	0.000	0.000	0.000		1.10	-	-										0.000	0.000	0.000		0.001	-	-									0.002
0.250	0.000	0.000	0.000		1.05	-	-										0.000	0.000	0.000		0.001	-	-									0.003
0.300	0.000	0.000	0.000		1.00	-	-										0.000	0.000	0.000		0.001	-	-									0.003
0.350	0.000	0.000	0.000		0.950	-	-										0.000	0.000	0.000		0.002	-	-									0.004
0.400	0.000	0.000	0.000		0.900	-	-										0.000	0.000	0.000		0.001	-	-									0.004
0.450	0.000	0.000	0.000		0.850	-	-										0.000	0.000	0.000		0.001	-	-									0.005
0.500	0.000	0.000	0.000		0.800	-	-										0.000	0.000	0.000		0.001	-	-									0.005
0.550	0.000	0.000	0.000		0.750	-	-										0.000	0.000	0.000		0.001	-	-									0.006
0.600	0.000	0.000	0.000		0.701	-	-										0.000	0.000	0.000		0.001	-	-									0.006
0.650	0.000	0.000	0.000		0.651	-	-										0.000	0.000	0.000		0.003	-	-									0.007
0.700	0.000	0.000	0.000		0.601	-	-										0.000	0.000	0.000		0.001	-	-									0.007
0.750	0.000	0.000	0.000		0.551	-	-										0.000	0.000	0.000		0.001	-	-									0.008
0.800	0.000	0.000	0.000		0.501	-	-										0.000	0.000	0.000		0.001	-	-									0.008
0.900	0.000	0.000	0.000		0.401	-	-	0.000	0.000	0.000		0.402	-	-			0.000	0.000	0.000		0.001	-	-	0.000	0.000	0.000		0.001	-	-		0.009
0.950	0.000	0.000	0.000		0.351	-	-	0.000	0.000	0.000		0.353	-	-			0.000	0.000	0.000		0.001	-	-	0.000	0.000	0.000		0.001	-	-		0.010
1.000	0.000	0.000	0.000		0.301	-	-	0.000	0.000	0.000		0.303	-	-			0.000	0.000	0.000		0.001	-	-	0.000	0.000	0.000		0.001	-	-		0.010
1.100	0.000	0.000	0.000		0.202	-	-	0.000	0.000	0.000		0.209	-	-			0.000	0.000	0.000		0.001	-	-	0.000	0.000	0.000		0.007	-	-		0.011
1.200	0.000	0.000	0.000		0.112	-	-	0.000	0.000	0.000		0.128	-	-			0.000	0.000	0.000		0.011	-	-	0.000	0.000	0.000		0.025	-	-		0.012
1.300	0.000	0.000	0.000		0.047	-	-	0.000	0.000	0.000		0.067	-	-			0.000	0.000	0.000		0.046	-	-	0.000	0.000	0.000		0.064	-	-		0.013
1.400	0.000	0.000	0.000		0.014	-	-	0.000	0.000	0.000		0.031	-	-			0.000	0.000	0.000		0.113	-	-	0.000	0.000	0.000		0.128	-	-		0.014
1.500	0.000	0.000	0.000		0.003	-	5	0.000	0.000	0.000		0.012	-	-			0.000	0.000	0.000		0.202	-	-	0.000	0.000	0.000		0.209	-	-		0.015
1.600	0.000	0.000	0.000		0.001	-	6	0.000	0.000	0.000		0.004	-	-			0.000	0.000	0.000		0.300	-	-	0.000	0.000	0.000		0.302	-	-		0.016
1.700	0.000	0.000	0.000		0.002	-	-	0.000	0.000	0.000		0.001	-	-			0.000	0.000	0.000		0.400	-	-	0.000	0.000	0.000		0.400	-	-		0.017
1.800	0.000	0.000	0.000		0.003	-	-	0.000	0.000	0.000		0.003	-	-			0.000	0.000	0.000		0.500	-	-	0.000	0.000	0.000		0.500	-	-		0.018
1.900	0.000	0.000	0.000		0.001	-	-	0.000	0.000	0.000		0.001	-	-			0.000	0.000	0.000		0.600	-	-	0.000	0.000	0.000		0.600	-	-		0.019
2.000	0.000	0.000	0.000		0.001	-	-	0.000	0.000	0.000		0.001	-	-			0.000	0.000	0.000		0.700	-	-	0.000	0.000	0.000		0.700	-	-		0.020
2.200	0.000	0.000	0.000		0.001	-	-	0.000	0.000	0.000		0.001	-	-			0.000	0.000	0.000		0.900	-	-	0.000	0.000	0.000		0.900	-	-		0.022
2.400	0.000	0.000	0.000		0.006	-	-	0.000	0.000	0.000		0.001	-	-			0.000	0.000	0.000		1.10	-	-	0.000	0.000	0.000		1.10	-	-		0.024
2.600	0.000	0.000	0.000		0.002	-	-										0.000	0.000	0.000		1.30	-	-									0.026
2.800	0.000	0.000	0.000		0.001	-	-										0.000	0.000	0.000		1.50	-	-									0.028
3.000	0.000	0.000	0.000		0.001	-	-										0.000	0.000	0.000		1.70	-	-									0.030
3.200	0.000	0.000	0.000		0.005	-	-										0.000	0.000	0.000		1.90	-	-									0.032
3.400	0.000	0.000	0.000		0.003	-	-										0.000	0.000	0.000		2.10	-	-									0.034
3.600	0.000	0.000	0.000		0.002	-	-										0.000	0.000	0.000		2.30	-	-									0.036
3.800	0.000	0.000	0.000		0.001	-	-										0.000	0.000	0.000		2.50	-	-									0.038



PIRAEUS FINANCIAL HOLD (CR)

(Contract Size: 100 Securities, Exercise Style: American, Physical Delivery)

Call Options																Put Options																	
Exercise Price	March 2022						April 2022						Other Months		March 2022						April 2022						Other Months		Exercise Price				
	Open price	Price max	Price min	Last price	Closing price	Volume	Open Interest	Open price	Price max	Price min	Last price	Closing price	Volume	Open Interest	Volume	Open Interest	Open price	Price max	Price min	Last price	Closing price	Volume	Open Interest	Open price	Price max	Price min	Last price	Closing price		Volume	Open Interest	Volume	Open Interest
4.000	0.000	0.000	0.000		0.001	-	-										0.000	0.000	0.000		2.70	-	-										0.040
4.400	0.000	0.000	0.000		0.001	-	-										0.000	0.000	0.000		3.10	-	-										0.044
4.800	0.000	0.000	0.000		0.001	-	-										0.000	0.000	0.000		3.50	-	-										0.048
5.200	0.000	0.000	0.000		0.001	-	-										0.000	0.000	0.000		3.90	-	-										0.052
5.600	0.000	0.000	0.000		0.001	-	-										0.000	0.000	0.000		4.30	-	-										0.056
6.000	0.000	0.000	0.000		0.001	-	-										0.000	0.000	0.000		4.70	-	-										0.060
6.400	0.000	0.000	0.000		0.001	-	-										0.000	0.000	0.000		5.10	-	-										0.064
6.800	0.000	0.000	0.000		0.001	-	-										0.000	0.000	0.000		5.50	-	-										0.068
Totals:						0	11							0	0	0	0							0	0	0	0						
Number of Trades:						0							0	0							0.00							0	0				

PPC (CR)

(Contract Size: 100 Securities, Exercise Style: American, Physical Delivery)

Call Options															Put Options																	
March 2022							April 2022							Other Months		March 2022							April 2022							Other Months		Exercise Price
Open price	Price max	Price min	Last price	Closing price	Volume	Open Interest	Open price	Price max	Price min	Last price	Closing price	Volume	Open Interest	Volume	Open Interest	Open price	Price max	Price min	Last price	Closing price	Volume	Open Interest	Open price	Price max	Price min	Last price	Closing price	Volume	Open Interest	Volume	Open Interest	
5.600	0.000	0.000	0.000	2.17	-	-	0.000	0.000	0.000	2.18	-	-				0.000	0.000	0.000	0.001	-	-	0.000	0.000	0.000	0.001	-	-				0.056	
6.000	0.000	0.000	0.000	1.78	-	-	0.000	0.000	0.000	1.79	-	-				0.000	0.000	0.000	0.001	-	-	0.000	0.000	0.000	0.005	-	-				0.060	
6.400	0.000	0.000	0.000	1.38	-	-	0.000	0.000	0.000	1.41	-	-				0.000	0.000	0.000	0.001	-	-	0.000	0.000	0.000	0.022	-	-				0.064	
6.800	0.000	0.000	0.000	0.984	-	-	0.000	0.000	0.000	1.05	-	-				0.000	0.000	0.000	0.008	-	-	0.000	0.000	0.000	0.064	-	-				0.068	
7.200	0.000	0.000	0.000	0.621	-	-	0.000	0.000	0.000	0.736	-	-				0.000	0.000	0.000	0.045	-	-	0.000	0.000	0.000	0.150	-	-				0.072	
7.600	0.000	0.000	0.000	0.328	-	-	0.000	0.000	0.000	0.485	-	-				0.226	0.226	0.226	0.226	0.226	10	-	0.000	0.000	0.000	0.297	-	-				0.076
8.000	0.000	0.000	0.000	0.142	-	-	0.291	0.291	0.291	0.291	0.291	2	-			0.000	0.000	0.000	0.365	-	35	0.000	0.000	0.000	0.508	-	-				0.080	
8.400	0.000	0.000	0.000	0.048	-	-	0.000	0.000	0.000	0.168	-	-				0.000	0.000	0.000	0.672	-	-	0.000	0.000	0.000	0.781	-	-				0.084	
8.800	0.000	0.000	0.000	0.012	-	3	0.000	0.000	0.000	0.090	-	-				0.000	0.000	0.000	1.04	-	-	0.000	0.000	0.000	1.10	-	-				0.088	
9.200	0.000	0.000	0.000	0.002	-	11	0.000	0.000	0.000	0.044	-	-				0.000	0.000	0.000	1.43	-	-	0.000	0.000	0.000	1.46	-	-				0.092	
9.600	0.000	0.000	0.000	0.004	-	-	0.000	0.000	0.000	0.020	-	-				0.000	0.000	0.000	1.83	-	-	0.000	0.000	0.000	1.84	-	-				0.096	
10.000	0.000	0.000	0.000	0.001	-	-	0.000	0.000	0.000	0.009	-	-				0.000	0.000	0.000	2.23	-	-	0.000	0.000	0.000	2.23	-	-				0.100	
11.000	0.000	0.000	0.000	0.001	-	-	0.000	0.000	0.000	0.001	-	-				0.000	0.000	0.000	3.23	-	-	0.000	0.000	0.000	3.23	-	-				0.110	
12.000	0.000	0.000	0.000	0.001	-	-	0.000	0.000	0.000	0.001	-	-				0.000	0.000	0.000	4.23	-	-	0.000	0.000	0.000	4.23	-	-				0.120	
13.000	0.000	0.000	0.000	0.001	-	-					-	-				0.000	0.000	0.000	5.23	-	-					-	-				0.130	
14.000	0.000	0.000	0.000	0.001	-	-					-	-				0.000	0.000	0.000	6.23	-	-					-	-				0.140	
15.000	0.000	0.000	0.000	0.001	-	-					-	-				0.000	0.000	0.000	7.23	-	-					-	-				0.150	
16.000	0.000	0.000	0.000	0.001	-	-					-	-				0.000	0.000	0.000	8.23	-	-					-	-				0.160	
Totals:					0	14					2	0	0	0					0	35						0	5	0	0			
Number of Trades:					0						1		0						1.00							0		0				

Lending Products	Underlying Title	Multilateral Transactions[1]					Bilateral Transactions[2]		Stock Borrowing through OTC (volume)[3]
		Open Interest[5]	Volume(Offered)	Average Weighted	Transactions volume	Average Weighted	Transactions Volume	Average Weighted	Transactions Volume
ADMIEBOR	ADMIE (IPTO) HOLDING S.A. (CR)	6,700	---	---	---	---	---	---	2,289,189
AEGNBOR	AEGEAN AIRLINES (CR)	6,363	---	---	---	---	---	---	21,619
ALPHABOR	ALPHA SERVICES HOLD (CR)	77,200	---	---	---	---	---	---	58,679,403
ALMYBOR	ALUMIL (CR)	---	---	---	---	---	---	---	---
EEEBOR	CC HBC AG (CR)	8,077	---	---	5,683	9.49%	---	---	70,546
CENERBOR	CENERGY HOLDINGS (CB)	---	---	---	---	---	---	---	---
ELLAKTORBOR	ELLAKTOR (CR)	12,000	---	---	---	---	---	---	9,870
EUROBBOR	EUROBANK HOLDINGS (CR)	98,700	---	---	---	---	---	---	49,718,119
EYDAPBOR	EYDAP S.A. (CR)	4,913	---	---	---	---	---	---	642,117
FFGRPBOR	FOLLI FOLLIE (CR)	---	---	---	---	---	---	---	900,530
FOYRKBOR	FOURLIS (CR)	8,169	---	---	---	---	---	---	22,250
GEKTERNABOR	GEK TERNA (CR)	3,000	---	---	---	---	---	---	2,293
SARBOR	GR. SARANTIS S.A. (CR)	---	---	---	---	---	---	---	11,390
EXAEBOR	HELLENIC EXCHANGES-A.S.E. (CR)	3,200	---	---	---	---	---	---	155,601
ELPEBOR	HELLENIC PETROLEUM (CR)	900	---	---	1,000	2.65%	---	---	71,487
INTRKBOR	INTRACOM HOLDINGS (CR)	500	---	---	---	---	---	---	---
BELABOR	JUMBO SA (CR)	1,933	---	---	1,866	2.65%	---	---	791,513
LAMDABOR	LAMDA DEVELOPMENT SA (CR)	2,500	---	---	---	---	---	---	49,406
MIGBOR	MARFIN INVESTMENT GROUP (CR)	---	---	---	---	---	---	---	794,474
MOHBOR	MOTOR OIL (CR)	10,700	---	---	---	---	---	---	484,274
MYTILBOR	MYTILINEOS (CR)	31,000	---	---	---	---	---	---	512,294
ETEBOR	NATIONAL BANK (CR)	37,288	---	---	---	---	---	---	6,723,681
OPAPBOR	OPAP (CR)	43,559	---	---	22,000	2.65%	---	---	1,321,523
HTOBOR	OTE (CR)	134,135	---	---	---	---	---	---	2,851,642
PPABOR	P.P.A. S.A. (CR)	1,464	---	---	---	---	---	---	66,287
TPEIRBOR	PIRAEUS FINANCIAL HOLD (CR)	60,943	---	---	---	---	---	---	5,603,715
PLAISBOR	PLAISIO COMPUTERS SA (CR)	---	---	---	---	---	---	---	100
PPCBOR	PPC (CR)	26,820	---	---	---	---	---	---	2,442,438
QUALBOR	QUALITY & RELIABILITY SA (CR)	---	---	---	---	---	---	---	---
QUESTBOR	QUEST HOLDINGS (CR)	---	---	---	---	---	---	---	459
TENERGYBOR	TERNA ENERGY (CR)	22,901	---	---	---	---	---	---	187,881

## Stock Lending Notes

[1] - Multilateral contracts Lending or Borrowing as per Methods 8-1, 8-2 and 8-3-3 (According to ATHEX BoD Resolution No.17)

[2] - Bilateral Contracts Lending or Borrowing as per Methods 8-3-1 and 8-3-2 (According to ATHEX BoD Resolution No.20 )

[3] - The information concerning OTC Stock Borrowing Transactions is based on the statements of the Dematerialised Securities System (DSS) operators involved and refers to volumes that have been registered up until the previous working day.

[4] - Average Price (Volume weighted)

[5] - The Data concerning Open Interest before the start of trading session

Lending Products	Underlying Title	Open Interest[5]	Multilateral Transactions[1]				Bilateral Transactions[2]		Stock Borrowing through OTC (volume)[3]	
			Volume(Offered)	Average Weighted	Transactions volume	Average Weighted	Transactions Volume	Average Weighted	Transactions Volume	
TITCBOR	TITAN CEMENT (CB)	5,800	---	---	---	---	---	---	228,033	
VIOBOR	VIOHALCO SA/NV (CB)	11,447	---	---	---	---	---	---	---	

## Stock Lending Notes

[1] - Multilateral contracts Lending or Borrowing as per Methods 8-1, 8-2 and 8-3-3 (According to ATHEX BoD Resolution No.17)

[2] - Bilateral Contracts Lending or Borrowing as per Methods 8-3-1 and 8-3-2 (According to ATHEX BoD Resolution No.20 )

[3] - The information concerning OTC Stock Borrowing Transactions is based on the statements of the Dematerialised Securities System (DSS) operators involved and refers to volumes that have been registered up until the previous working day.

[4] - Average Price (Volume weighted)

[5] - The Data concerning Open Interest before the start of trading session

## Sectors codification for listed companies

12003 -	ETF	10101010	Computer Services
10101015	Software	10102030	Computer Hardware
15101010	Telecommunications Equipment	15102015	Telecommunications Services
20101010	Health Care Facilities	20101025	Health Care Services
20102010	Medical Equipment	20103015	Pharmaceuticals
30101010	Banks	30202000	Diversified Financial Services
30202010	Asset Managers & Custodians	30202015	Investment Services
30302010	Full Line Insurance	30302015	Insurance Brokers
30302025	Property and Casualty Insurance	35101010	Real Estate Holding and Development
35101015	Real Estate Services	35102000	Diversified REITs
35102030	Office REITs	40201040	Rental & Leasing Services: Consumer
40202010	Home Construction	40202015	Household Furnishings
40202020	Household Appliance	40203040	Electronic Entertainment
40203045	Toys	40204020	Clothing & Accessories
40301010	Entertainment	40301030	Publishing
40301035	Radio & TV Broadcasters	40401010	Diversified Retailers
40401020	Apparel Retailers	40401025	Home Improvement Retailers
40401030	Specialty Retailers	40501010	Airlines
40501015	Travel & Tourism	40501020	Casinos & Gambling
40501025	Hotels & Motels	45101015	Distillers & Vintners
45101020	Soft Drinks	45102010	Farming Fishing Ranching & Plantations
45102020	Food Products	45103010	Tobacco
45201010	Food Retailers & Wholesalers	45201020	Personal Products
50101010	Construction	50101030	Cement
50101035	Building Materials: Other	50202010	Electrical Components
50203000	Diversified Industrials	50203015	Plastics
50203030	Containers & Packaging	50204000	Machinery: Industrial
50204020	Machinery: Construction & Handling	50205010	Industrial Suppliers
50205020	Back Office Support HR & Consulting	50205030	Forms & Bulk Printing Services
50206015	Commercial Vehicles & Parts	50206030	Marine Transportation
50206060	Transportation Services	55101000	Diversified Materials
55101020	Textile Products	55102000	General Mining
55102010	Iron & Steel	55102015	Metal Fabricating
55102035	Aluminum	60101000	Integrated Oil & Gas
60101020	Oil Refining and Marketing	65101010	Alternative Electricity
65101015	Conventional Electricity	65102030	Water



**ATHEX**  
Athens Stock Exchange

Λεωφ. Αθηνών 110 104 42 Αθήνα  
110, Athinon Ave. GR 104 42 Athens  
tel. (+30)210-33.66.800, fax (+30)210-33.66.101  
[www.athexgroup.gr](http://www.athexgroup.gr)