


22

**Ημερήσιο Δελτίο  
Συναλλακτικής Δραστηριότητας**

Daily Official List  
of Trading Activity

Friday, 18 February, 2022  
Year: 143 Trading Day No: 34



**ATHEXGROUP**  
Athens Exchange Group

**Disclaimer:**

Hellenic Exchanges-Athens Stock Exchange S.A endeavours to ensure that the data and other material ("Information") presented on the Daily Official List are accurate and complete, but it is not liable for any errors or omissions of data or /and for the accuracy, credibility, updating and completeness of the aforesaid information nor it has any liability arising directly or indirectly from the use of the above Information.

The Company is not liable for the accuracy of the data included in listed companies' announcements. Only the sender of such an announcement is fully and solely liable for any infringement of third party's rights from the content of such announcement. All contents of the Daily Official List are provided only for information purposes and do not constitute investment advice or solicitation to invest in securities or other products listed for trading on the Exchange.

You acknowledge and agree that the Company is the owner of any property rights related to any Information appearing on the Daily Official List including intellectual property rights copyright, trademarks, etc.

The above data are a property of the Hellenic Exchanges-Athens Exchange and are copyright protected. Users are forbidden to reproduce, modify, copy, sale, transmit or redistribute, by all reproduction means and methods, part or the whole of the above data, without reference to their source.

The commercial exploitation of these data is, also, forbidden by third parties. Hellenic Exchanges-Athens Exchange does not carry any responsibility, direct or indirect, derived from usage or accidental alteration of the above data when used by third parties.

---

**Hellenic Exchanges – Athens Stock Exchange S.A.**

110 Athinon Ave., 10442 Athens, Tel: (210) 33.66.800, Fax: (210) 32.13.938

[www.athexgroup.gr](http://www.athexgroup.gr)

---

**Thessalonica Stock Exchange Center (T.S.E.C)**

16-18 Katouni Str., Thessalonica 546 25 Tel: (2310) 567.667, Fax: (2310) 530.545

**Athex Members Guarantee Fund**

14-16 Fidiou Str., Athens 106 78, Tel: (210) 33.04.682, Fax: (210) 33.04.155

**Hellenic Republic Capital Market Commission**

1 Kolokotroni Str. & 1 Stadiou Str., Athens 10562 Tel: (210) 33.77.100 Fax: (210) 33.77.173

---

**Table of Contents**

---

**Section 1: Statistical Figures of Securities, Derivatives and Lending**

Summary of Markets

Athex Indices

Analytic Figures for Athex Market's Boards and Categories

Trading Details by Athex Sectors and Financial Instruments (ETFs)

Top 10 best &amp; worst performing Shares

Derivatives Summary

**Section 2: Analytic Figures of Shares Transactions**

Analytic Figures of Shares Transactions

Shares' Notes

**Section 3: Figures of Securities Transactions**

Securities Blocks Details

Shares Rights Details

Stock Borrowing

Forced Sales Details

Forced Sales Registered Shares

Exchange Traded Funds (ETFs) Characteristics

**Section 5: Bonds traded in Fixed Income Assets Market**

Convertible Corporate Bonds - Regulated Market

Non Convertible Corporate Bonds - Regulated Market

Government Bonds

Treasury Bills &amp; Zero Coupon Government Bonds

Government Bonds Traded with the Open Outcry Method

State Banks Bonds

**Section 6: Additional Infos**

Athex &amp; ATHEXClear Members List

List of Stocks under Market Making operations

**Section 7: Derivatives Market Analytic Figures**

Index Futures

Stock Futures

Index Options

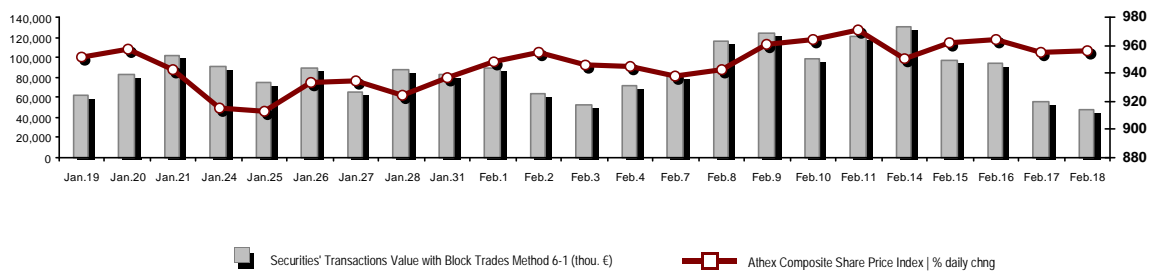
Stock Options

Stock Lending Analytic Figures

**Appendix A: Sectors codification for listed companies**

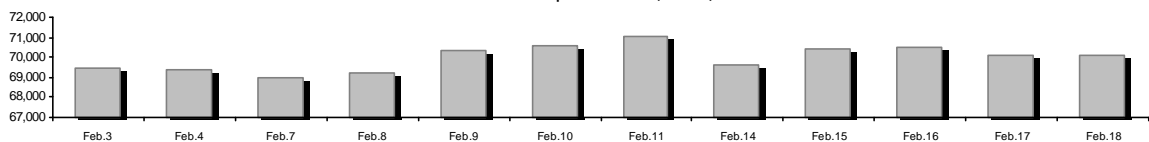
## Summary of Markets

Athex Composite Share Price Index vs Shares and Derivatives Transactions Value

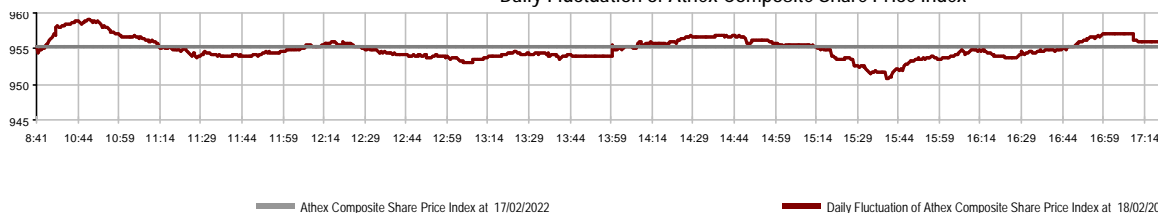


Athex Capitalisation (mill. €)**:	70,116.51		Derivatives Total Open Interest	303,773
Daily change: mill. €   %	10.11	0.01%	in Index Futures   % daily chng	2,872 -0.90%
Yearly Avg Capitalisation: mill. €   % chng prev year Avg	69,164.85	13.60%	in Stock Futures   % daily chng	298,065 -1.89%
Athex Composite Share Price Index   % daily chng	955.93	0.06%	in Index Options   % daily chng	1,685 2.49%
Athex Composite Share Price Index Capitalisation (mill. €)	63,929.80		in Stock Options   % daily chng	1,151 0.00%
Daily change (mill. €)	22.39			
Securities' Transactions Value with Block Trades Method 6-1 (t)	47,542.76		Derivatives Contracts Volume:	14,503
Daily change: %	-8,142.86	-14.62%	Daily change: pieces   %	-6,211 -29.98%
YtD Avg Trans. Value: thou. €   % chng prev year Avg	82,935.30	18.73%	YtD Avg Derivatives Contracts % chng prev year Avg	29,013 -39.13%
Blocks Transactions Value of Method 6-1 (thou. €)	6,019.21		Derivatives Trades Number:	1,123
Blocks Transactions Value of Method 6-2 & 6-3 (thou. €)	0.00		Daily change: number   %	-297 -20.92%
Bonds Transactions Value (thou.€)	828.38		YtD Avg Trades number % chng prev year Avg	1,847 -12.71%
Securities' Transactions Volume with Block Trades Method 6-1 (tho)	18,395.94		Lending Total Open Interest	734,678
Daily change: thou. pieces   %	-1,337.82	-6.78%	Daily change: pieces   %	-4,100 -0.55%
YtD Avg Volume: % chng prev year Avg	36,725.36	7.40%	Lending Volume (Multilateral/Bilateral)	62,722
Blocks Transactions Volume of Method 6-1 (thou. Pieces)	2,490.63		Daily change: pieces   %	49,022
Blocks Transactions Volume of Method 6-2 & 6-3 (thou. Pieces)	0.00		Multilateral Lending	62,722
Bonds Transactions Volume	835,000		Bilateral Lending	0
Securities' Trades Number with Block Trades Method 6-1	21,408		Lending Trades Number:	11
Daily change: number   %	-2,032	-8.67%	Daily change: %	4
YtD Avg Trades number % chng prev year Avg	31,558	5.43%	Multilateral Lending Trades Number	11
Number of Blocks Method 6-1	5		Bilateral Lending Trades Number	0
Number of Blocks Method 6-2 & 6-3	0			
Number of Bonds Transactions	93			

Athex Capitalisation (mill. €)\*\*



Daily Fluctuation of Athex Composite Share Price Index



## Athex Indices

Index name	18/02/2022	17/02/2022	pts.	%	Min	Max	Year min	Year max	Year change
Athex Composite Share Price Index	955.93 #	955.37	0.56	0.06%	950.84	959.13	893.34	973.27	7.01% #
Athex ESG Index	1,109.31 €	1,109.63	-0.32	-0.03%	1,103.07	1,113.81	1,013.43	1,131.24	9.46% #
FTSE/Athex Large Cap	2,338.00 €	2,338.55	-0.55	-0.02%	2,324.34	2,347.81	2,148.86	2,384.15	8.80% #
FTSE/Athex Mid Cap Index	1,600.93 #	1,595.15	5.78	0.36%	1,591.56	1,602.30	1,491.91	1,615.19	7.31% #
FTSE/ATHEX-CSE Banking Index	551.71 €	552.58	-0.87	-0.16%	547.50	555.99	434.75	569.66	26.79% #
FTSE/ATHEX High Dividend Yield Index	3,249.17 #	3,242.45	6.72	0.21%	3,238.73	3,261.11	3,104.04	3,292.03	4.68% #
FTSE/ATHEX Global Traders Index Plus	2,468.67 #	2,456.78	11.89	0.48%	2,448.56	2,472.13	2,373.38	2,580.30	4.01% #
FTSE/ATHEX Mid & Small Cap Factor-Weighted Ind	4,829.46 €	4,851.63	-22.17	-0.46%	4,829.46	4,885.16	4,615.06	4,966.14	3.45% #
ATHEX Select Index Plus	3,492.82 #	3,468.50	24.32	0.70%	3,464.41	3,493.60	3,377.29	3,578.04	3.18% #
ATHEX Select Index	4,807.97 €	4,814.88	-6.91	-0.14%	4,793.42	4,834.53	4,587.24	4,953.99	4.81% #
FTSE/Athex Market Index	575.61 €	575.82	-0.21	-0.04%	572.77	578.35	536.12	586.15	7.37% #
Athex Composite Index Total Return Index	1,643.79 #	1,642.83	0.96	0.06%	1,635.04	1,649.30	1,533.09	1,673.61	7.22% #
FTSE/Athex Large Cap Total Return	3,643.68 €	3,644.54	-0.86	-0.02%			3,360.91	3,702.87	9.02% #
FTSE/Athex Mid Cap Total Return	2,057.45 #	2,050.02	7.43	0.36%			1,934.80	2,064.38	7.31% #
FTSE/ATHEX-CSE Banking Total Return Index	475.03 €	475.78	-0.75	-0.16%			375.85	485.90	26.79% #
Hellenic Mid & Small Cap Index	1,415.15 #	1,406.89	8.26	0.59%	1,405.21	1,415.57	1,372.98	1,451.84	3.07% #
FTSE/Athex Banks	728.95 €	730.10	-1.15	-0.16%	723.38	734.60	574.41	752.66	26.79% #
FTSE/Athex Insurance	3,051.90 ~	3,051.90	0.00	0.00%	3,043.95	3,059.85	1,994.86	3,171.11	52.99% #
FTSE/Athex Financial Services	811.57 #	793.08	18.49	2.33%	789.65	811.57	746.62	831.60	8.35% #
FTSE/Athex Industrial Goods & Services	3,856.90 #	3,831.52	25.38	0.66%	3,795.46	3,862.44	3,649.06	3,930.81	3.35% #
FTSE/Athex Retail	55.33 ~	55.33	0.00	0.00%	55.06	55.72	49.22	57.51	12.41% #
FTSE/ATHEX Real Estate	4,699.66 #	4,697.18	2.48	0.05%	4,685.41	4,731.68	4,672.35	5,179.83	-2.34% €
FTSE/Athex Consumer Goods & Services	7,764.74 #	7,700.46	64.28	0.83%	7,642.99	7,815.70	7,260.09	8,381.33	6.95% #
FTSE/Athex Food & Beverage	10,923.03 #	10,897.26	25.77	0.24%	10,853.11	11,056.51	10,717.05	12,058.75	-3.61% €
FTSE/Athex Basic Resources	7,694.95 #	7,497.16	197.79	2.64%	7,497.16	7,698.30	7,332.46	8,197.29	4.02% #
FTSE/Athex Construction & Materials	3,004.67 #	2,996.43	8.24	0.27%	2,977.16	3,004.67	2,941.94	3,209.28	0.87% #
FTSE/Athex Energy	3,553.92 #	3,544.89	9.03	0.25%	3,537.34	3,568.82	3,443.49	3,854.94	3.21% #
FTSE/Athex Travel & Leisure	2,188.60 #	2,165.39	23.21	1.07%	2,160.17	2,195.66	1,963.12	2,197.16	11.49% #
FTSE/Athex Technology	2,211.73 €	2,217.41	-5.68	-0.26%	2,204.30	2,227.30	2,076.62	2,281.35	3.02% #
FTSE/Athex Telecommunications	4,900.23 €	4,986.45	-86.22	-1.73%	4,900.23	4,986.45	4,545.62	5,021.68	7.80% #
FTSE/Athex Utilities	4,819.54 €	4,857.66	-38.12	-0.78%	4,805.02	4,862.44	4,657.21	5,208.71	-6.43% €
FTSE/Athex Health Care	508.33 €	509.46	-1.13	-0.22%	499.27	511.73	495.88	611.35	-7.99% €
FTSE/Athex Personal Products	8,382.39 #	8,374.17	8.22	0.10%	8,239.92	8,460.11	8,017.54	8,868.58	-3.92% €
Athex All Share Index	245.21 #	245.17	0.04	0.02%	245.21	245.21	231.73	248.43	6.59% #
Hellenic Corporate Bond Index	123.68 €	123.72	-0.04	-0.03%			123.56	127.89	-3.21% €
Hellenic Corporate Bond Price Index	91.96 €	92.00	-0.04	-0.04%			91.89	95.40	-3.59% €

Note 1: FTSE/Med 100, Hellenic Corporate Bond Price Index and Hellenic Corporate Bond Index closing prices refer to the previous trading day of 16/02/2022.

Note 2: The Hellenic Mid & Small Cap Index is a Customized index calculated by the Athens Exchange.

## Analytic Figures for Athex Market's Boards and Categories

	Total Traded Securities	Main Market	Surveillance	Exchange Traded Funds (ETFs)
Totals	124	111	13	0
Gain / Lose / Same:	53 / 48 / 23	48 / 44 / 19	5 / 4 / 4	0 / 0 / 0
Athex Capitalisation (mill. €) **	70,116.51	69,833.96	282.56	
Daily Average Trans/ons Value(thou.€)	82,935.30	82,723.36	256.11	6.44
Transactions Value	47,542.76	47,440.00	102.77	0.00
Main Board:	41,523.55	41,420.79	102.77	0.00
Blocks Board 6_2_3:	6,019.21	6,019.21	0.00	0.00
Forced Sales Board:	0.00	0.00	0.00	0.00
Special Terms Board:	0.00	0.00	0.00	0.00
Daily Average Transactions Volume	36,725,362	35,964,848	771,092	280
Transactions Volume	18,395,936	18,041,812	354,124	0
Main Board:	15,905,302	15,551,178	354,124	0
Blocks Board 6_2_3:	2,490,634	2,490,634	0	0
Forced Sales Board:	0	0	0	0
Special Terms Board:	0	0	0	0
Daily Average Number of Trades	31,558	31,279	277	2
Number of Trades	21,408	21,190	218	0
Main Board:	21,403	21,185	218	0
Blocks Board 6_2_3:	5	5	0	0
Forced Sales Board:	0	0	0	0
Special Terms Board:	0	0	0	0

## Trading Details by Athex Sectors and Financial Instruments (ETFs)

Code	Sectors	Gain / Lose / Same	Number of Trades	Transactions Volume	Transactions Value	% of Total Trans. Value
3010	- Banks	2 / 4 / 0	6,215	12,824,552	19,891,292.62	41.84%
5510	- Basic Resources	9 / 4 / 2	2,231	1,161,541	2,225,414.03	4.68%
5010	- Construction & Materials	4 / 6 / 3	1,294	492,316	1,028,883.04	2.16%
4020	- Consumer Products & Services	5 / 2 / 1	1,265	244,069	1,750,943.40	3.68%
6010	- Energy	3 / 0 / 1	611	147,872	1,667,197.46	3.51%
12000	- Financial Instruments	0 / 0 / 0	---	---	---	---
3020	- Financial Services	1 / 1 / 1	403	824,256	447,077.37	0.94%
4510	- Food Beverage & Tobacco	2 / 2 / 4	108	23,040	281,949.29	0.59%
2010	- Health Care	1 / 1 / 1	37	7,483	12,223.31	0.03%
5020	- Industrial Goods & Service	8 / 8 / 3	2,931	813,853	5,009,356.70	10.54%
3030	- Insurance	1 / 0 / 1	36	24,566	183,899.46	0.39%
4030	- Media	0 / 1 / 0	27	14,783	6,997.75	0.01%
4520	- Personal Care, Drug & Grocery Stores	2 / 1 / 0	93	30,118	199,980.95	0.42%
3510	- Real Estate	3 / 3 / 2	490	138,306	644,660.47	1.36%
4040	- Retail	3 / 3 / 1	239	77,011	234,130.38	0.49%
1010	- Technology	2 / 6 / 2	995	333,965	1,325,589.26	2.79%
1510	- Telecommunications	0 / 1 / 1	913	183,992	3,254,143.27	6.84%
4050	- Travel & Leisure	4 / 3 / 0	1,719	567,935	5,649,310.81	11.88%
6510	- Utilities	3 / 2 / 0	1,801	486,278	3,729,715.16	7.84%

## Top 10 best &amp; worst performing Shares

## Main Market

With positive Price change			With negative Price change		
	Closing price	change		Closing price	change
KORDELLOS BROS SA (CR)	0.634	8.94% #	VARVERIS - MODA BAGNO SA (CR)	0.69	-2.82% €
TPA SA (CR)	27.7	5.73% #	INTERWOOD-XYLEMPORIA (CR)	0.244	-2.40% €
ELVALHALCOR (CR)	1.93	4.89% #	PETROPOULOS PETROS (CR)	8	-2.20% €
IDEAL HOLDINGS (CR)	3.72	4.49% #	ENTERSOFT (CR)	5.2	-1.89% €
TZIRAKIAN PROFIL (CR)	3.1	4.03% #	PREMIA (CR)	1.56	-1.89% €
CENERGY HOLDINGS (CB)	3.895	3.59% #	INTRAKAT (CR)	2.11	-1.86% €
ELASTRON (CR)	2.66	3.10% #	OTE (CR)	17.53	-1.74% €
HELLENIC EXCHANGES-A.S.E. (CR)	3.995	2.70% #	AVAX S.A. (CR)	0.935	-1.58% €
VIOHALCO SA/NV (CB)	4.67	1.85% #	PPC (CR)	8.6	-1.43% €
PAPOUTSANIS (CR)	2.66	1.53% #	EPSILON NET (CR)	5.58	-1.41% €
With the highest Transactions Value			With the highest Transactions Volume		
	Value (thou. €)	change		Volume	change
EUROBANK HOLDINGS (CR)	6,700.06	0.44% #	EUROBANK HOLDINGS (CR)	5,891,613	0.44% #
NATIONAL BANK (CR)	5,499.65	-0.80% €	ALPHA SERVICES HOLD (CR)	3,890,263	-0.72% €
OPAP (CR)	5,419.36	1.18% #	NATIONAL BANK (CR)	1,475,291	-0.80% €
ALPHA SERVICES HOLD (CR)	5,364.37	-0.72% €	PIRAEUS FINANCIAL HOLD (CR)	1,464,638	1.03% #
MYTILINEOS (CR)	3,735.73	0.65% #	MARFIN INVESTMENT GROUP (CR)	716,825	-0.86% €
OTE (CR)	3,247.43	-1.74% €	ELVALHALCOR (CR)	478,629	4.89% #
PPC (CR)	3,132.01	-1.43% €	KORDELLOS BROS SA (CR)	396,910	8.94% #
PIRAEUS FINANCIAL HOLD (CR)	2,272.62	1.03% #	OPAP (CR)	396,869	1.18% #
JUMBO SA (CR)	1,531.77	0.98% #	PPC (CR)	361,653	-1.43% €
MOTOR OIL (CR)	1,337.59	0.22% #	MYTILINEOS (CR)	242,798	0.65% #

Note: Stocks that are not included in the "Under Supervision" category, and the transactions value is more than 10,000 €.

## Derivatives Summary

	Number of Trades	Volume	Open Interest
<b>Index Futures</b>	<b>275</b>	<b>1,388</b>	<b>2,872</b>
FTSE/Athex Banks	0	0	3
FTSE/Athex Large Cap	275	1,388	2,869
<b>Stock Futures</b>	<b>845</b>	<b>13,112</b>	<b>298,065</b>
ADMIE (IPTO) HOLDING S.A. (CR)	2	4	5,294
ALPHA SERVICES HOLD (CR)	197	5,321	57,139
CC HBC AG (CR)	4	8	191
CENERGY HOLDINGS (CB)	37	96	11,413
ELLAKTOR (CR)	30	440	13,095
EUROBANK HOLDINGS (CR)	30	660	29,809
EYDAP S.A. (CR)	2	3	453
FOURLIS (CR)	21	44	3,331
GEK TERNA (CR)	5	14	7,063
HELLENIC EXCHANGES-A.S.E. (CR)	3	6	1,734
HELLENIC PETROLEUM (CR)	2	2	1,708
INTRACOM HOLDINGS (CR)	36	157	8,540
JUMBO SA (CR)	16	99	1,328
LAMDA DEVELOPMENT SA (CR)	19	51	6,913
MARFIN INVESTMENT GROUP (CR)	6	700	34,910
MOTOR OIL (CR)	4	4	2,532
MYTILINEOS (CR)	50	256	7,511
NATIONAL BANK (CR)	132	2,441	21,098
OPAP (CR)	25	127	1,734
OTE (CR)	18	43	1,095
P.P.A. S.A. (CR)	4	4	717
PIRAEUS FINANCIAL HOLD (CR)	126	2,201	46,775
PPC (CR)	56	326	20,589
TERNA ENERGY (CR)	1	2	2,154
TITAN CEMENT (CB)	5	25	1,592
VIOHALCO SA/NV (CB)	14	78	9,347
<b>Index Options</b>	<b>3</b>	<b>3</b>	<b>1,685</b>
FTSE/Athex Large Cap	3	3	1,685
<b>Stock Options</b>	<b>0</b>	<b>0</b>	<b>1,151</b>
ALPHA SERVICES HOLD (CR)	0	0	250
NATIONAL BANK (CR)	0	0	300
OPAP (CR)	0	0	68
OTE (CR)	0	0	128
PIRAEUS FINANCIAL HOLD (CR)	0	0	11
PPC (CR)	0	0	394
<b>Total Derivatives Traded</b>	<b>1,123</b>	<b>14,503</b>	<b>303,773</b>











Number of Outstanding Securities	Nominal Value	Dividends [1]			Date of Last Coupon		Note	Shares	Closing price	% change	Previous closing price/date	Open price	Price min	Price max	Last price	Avg price	Last Bid [7]	Last Ask [7]	P/E after tax	Year	Volume	Trades	Transactions Value[8]	Company Mkt Value (thou. €)	Year low	Year high	Sector[4]
		2019	2020	2021	Dividend [2]	Right																					
5,867,311	0.300	---	---	---	11/08/2010	28/04/2017	5243	DIONIC (CR)	0.11	---	0.11	30/06/2020	---	---	---	---	---	---	---	---	---	---	---	645.40	0.11	0.11	50205010
66,948,210	0.300	---	---	---	22/09/2015	22/09/2015	5179	FOLLI FOLLIE (CR)	4.8	---	4.8	24/05/2018	---	---	---	---	---	---	---	---	---	---	---	321,351.41	4.8	4.8	40401030
12,417,000	0.310	---	---	---	27/08/2019	28/08/2017	5233	MLS MULTIMEDIA SA (CR)	0.57	---	0.57	12/05/2020	---	---	---	---	---	---	---	---	---	---	---	7,077.69	0.57	0.57	10101015
33,301,715	0.320	---	---	---	27/06/2003	08/07/2009	5241	AEGEK (CR)	0.035	---	0.035	25/06/2020	---	---	---	---	---	---	---	---	---	---	---	1,165.56	0.035	0.035	50101010
77,126,446	0.340	---	---	---	23/05/2005	18/08/2011	5206	G.E. DIMITRIOU (CR)	0.0125	---	0.0125	30/04/2019	---	---	---	---	---	---	---	---	---	---	---	964.08	0.0125	0.0125	40202020
7,085,888	1.59	---	---	---	02/07/1996	06/09/2010	5216	ELVIEMEK (CR)	2.6	---	2.6	30/09/2019	---	---	---	---	---	---	---	---	---	---	---	18,423.31	2.6	2.6	35101010
25,179,640	0.600	---	---	---	08/08/1994	19/09/2000	5191	J.BOUTARIS & SON (CR)	0.026	---	0.026	01/10/2018	---	---	---	---	---	---	---	---	---	---	---	742.45	0.026	0.026	45101015
1,540,000	0.600	---	---	---	08/08/1994	19/09/2000	5192	J.BOUTARIS & SON (PR)	0.057	---	0.057	01/10/2018	---	---	---	---	---	---	---	---	---	---	---	742.45	0.057	0.057	45101015

## Suspension Status

## Shares' Notes

Code	Note text
( )	- Adjusted dividends.
*	- Last adjusted closing price.
[1]	- Net dividends.
[2]	- The "Date of Last Coupon" for New listings refers to the date company's stocks started to trade in Athex
[3]	- The Company Market Value is referred to the number of outstanding shares
[4]	- Sectors codification can be found in Appendix A
[5]	- The Market Value refers to the total number of shares listed (including their several classes) in the exchange by the company.
[6]	- P/E greater than 100
[7]	- Last view of the Order Book before the end of the trading session
[8]	- All Blocks Methods' Transactions Value are included.
4750	- Transfer to the Under Surveillance Category from 8/4/2011.
4912	- Transfer to the Surveillance Category as of 31/7/2012.
4955	- Transfer to the Surveillance Category as from 5/4/2013.
4957	- Transfer to the Surveillance Category as from 5/4/2013.
4958	- Transfer to the Surveillance Category as from 5/4/2013.
4959	- Transfer to the Surveillance Category as from 5/4/2013.
5093	- Transfer to the Surveillance Category as of 8/4/2015.
5112	- Transfer to the Surveillance Category as of 15/04/2016.
5115	- Transfer to the Surveillance Category as of 15/04/2016.
5141	- Transfer to the Surveillance Category as of 10/05/2017.
5160	- Transfer to the Surveillance Category as of 15/04/2016.
5162	- Transfer to the Under Supervision Category as of 21/12/2009.
5165	- Transfer to the Surveillance Category as of 15/02/2018.
5179	- Suspension of trading as of 25/05/2018.
5191	- Suspension of trading as of 02/10/2018.
5192	- Suspension of trading as of 02/10/2018.
5193	- Transfer to the Surveillance Category as of 25/10/2018.
5194	- Transfer to the Surveillance Category as of 25/10/2018.
5197	- Transfer to the Surveillance Category as of 07/11/2018.
5206	- Suspension of trading as of 02/05/2019.
5216	- Suspension of trading as of 01/10/2019.
5232	- Transfer to the Under Surveillance Category from 08/04/2011.
5233	- Suspension of trading as of 13/05/2020.
5241	- Suspension of trading as of 26/06/2020.
5243	- Suspension of trading as of 01/07/2020.
5245	- Transfer to the Surveillance Category as of 09/07/2020.
5246	- Transfer to the Surveillance Category as of 09/07/2020.
5248	- Transfer to the Surveillance Category as of 06/09/20116.
5253	- Transfer to the Surveillance Category as of 14/5/2021.
5263	- The 27,027,028 new (CR) shares, resulting from the recent share capital increase through a rights issue, are not yet admitted to trading on the ATHEX.
5265	- Share capital increase in progress through a rights issue. Rights' trading period on ATHEX: 09/02/2022-17/02/2022, pre-emption rights' subscription period: 09/02/2022 - 22/02/2022.

### Securities Blocks Details

Securities	Block Volume	Price	Block Trade Value	Time of approval	Note
OPAP (CR)	100,000	13.62	1,362,000.00	11:05:38	20
NATIONAL BANK (CR)	300,000	3.73	1,118,100.00	13:08:13	20
MOTOR OIL (CR)	30,000	14.00	420,000.00	13:16:06	20
EUROBANK HOLDINGS (CR)	2,000,000	1.14	2,286,000.00	16:19:18	20
OPAP (CR)	60,634	13.74	833,111.16	17:19:17	20

### Blocks Notes

- 9 - Method 6-1 / Special Fees
- 10 - Method 6-1 / Special Fees, SDS
- 14 - Method 6-3 / Settlement, Incomplete Buy and Sell
- 18 - Method 6-2 / SPOT 1
- 19 - Method 6-2 / SPOT 2
- 20 - Method 6-1 and Method 6-1 Same Day Settlement
- 21 - Other Pre-agreed

## Shares Rights Details

Occured date	Exercise from	Exercise until	Trading until	Rights	Price min	Price max	Closing price	Last Bid	Last Ask	Volume	Trades	Transactions Value
04/02/2022	09/02/2022	22/02/2022	17/02/2022	EUROCONSULTANTS S.A. (CR)	---	---	---	---	---	---	---	---



---

### Forced Sales Details

---

Securities	Category of Security	Transactions Volume	Number of Trades	Transactions Value	Note
------------	----------------------	------------------------	---------------------	-----------------------	------

---

No Forced Transactions.

---

---

### Forced Sales Notes

---

- 1 - Compulsory Public Forced Sales
- 2 - Forced Sales of Fixed Registered Shares
- 3 - Forced Sales of Remaining Fractional Shares

## Exchange Traded Funds (ETFs) Characteristics

	Transactions Date (T)	Creation / Redemption	Units (T-1)	New Units (T-1)	Redemption Units (T-1)	Units (T) [1]	Fund Assets [2]	Net Unit Price	Dividend per Unit	Dividend Date
ALPHA ETF FTSE Athex Large Cap	18/02/2022	5,000	882,175	---	---	882,175	20,798,900.00	23.5768	0.71	01/07/2021

## ETFs Notes

[1] - Units (T) = Units (T-1) + New Units (T-1) - Redemption Units (T-1)

[2] - The Creation / Redemption Units of T-1 are included.

## Non Convertible Corporate Bonds - Regulated Market

Num Listed Bonds	Nominal price	Issue price	Today's Rate	Exp. Date	Duration (years)	Note	Coupon		Trading Unit	Corporate Bonds	Accrued Int.	Yield.T.Mat	Price min	Price max	Closing price	Previous closing price/date	Volume	Transactions Value	Last order		ear min	Year max		
							Common	Preferred											Price	Buy / Sell			Date	
120,000	1,000.00	1,000.00	3.95	04/04/2025	7	---	8	---	1	GEK TERNA S.A. (Non Convertible)	15.4708	2.8970	101.7500	101.7500	101.7500	102.2000	17/02/2022	54,000	55,780.43	101.7500	B	18/02/2022	101.4516	103.2000
320,000	1,000.00	1,000.00	3.40	21/07/2027	7	---	4	---	1	LAMDA DEVELOPMENT S.A. (Non Convertible)	3.0222	3.3260	98.4900	99.5000	99.5000	98.8470	17/02/2022	190,000	188,530.41	98.8400	B	18/02/2022	97.8000	102.0000
200,000	1,000.00	1,000.00	2.10	27/10/2027	7	---	3	---	1	O.P.A.P. S.A. (Non Convertible)	6.8833	2.2370	98.9700	99.4351	98.9799	98.0000	17/02/2022	8,000	7,977.52	98.0001	B	18/02/2022	97.0100	101.7500
150,000	1,000.00	1,000.00	2.65	22/10/2026	5	---	1	---	1	CPLP SHIPPING HOLDINGS PLC (Non Convertible)	9.0542	3.4790	96.5000	96.5000	96.5000	97.3460	17/02/2022	2,000	1,948.11	96.5000	B	18/02/2022	96.5000	100.0000
250,000	1,000.00	1,000.00	2.45	16/11/2028	7	---	1	---	1	ELVALHALCOR S.A. (Non Convertible)	6.6694	2.8690	97.5000	97.5000	97.5000	98.3710	16/02/2022	30,000	29,450.08	96.0000	B	18/02/2022	95.5001	100.2900
120,000	1,000.00	1,000.00	2.65	06/12/2028	7	---	1	---	1	NOVAL PROPERTY REIC (Non Convertible)	5.7417	3.1630	97.0000	97.0000	97.0000	97.0000	16/02/2022	5,000	4,878.71	96.7000	B	18/02/2022	95.9106	100.0000
300,000	1,000.00	1,000.00	2.30	14/12/2028	7	---	1	---	1	GEK TERNA S.A. (Non Convertible)	4.4722	3.0940	---	---	---	95.4000	15/02/2022	---	---	96.0000	B	18/02/2022	95.4000	100.0000
500,000	1,000.00	1,000.00	2.75	03/07/2027	7	---	4	---	1	GEK TERNA S.A. (Non Convertible)	3.8194	3.2740	96.2500	96.9999	96.8900	96.4980	17/02/2022	82,000	79,403.68	96.4001	B	18/02/2022	96.2000	99.0000
200,000	1,000.00	1,000.00	3.60	12/03/2026	7	---	6	---	1	AEGEAN AIRLINES S.A. (Non Convertible)	16.2000	3.2850	99.7400	100.0000	99.8628	99.7400	17/02/2022	100,000	101,482.80	99.6400	B	18/02/2022	97.8982	101.3000
175,000	1,000.00	1,000.00	3.40	26/07/2024	5	---	6	---	1	ATTICA HOLDINGS S.A. (Non Convertible)	2.5500	4.3550	97.0101	97.6900	97.0101	97.8440	17/02/2022	202,000	197,835.30	97.0101	B	18/02/2022	96.9145	99.4500
90,000	1,000.00	1,000.00	3.00	11/05/2023	5	---	8	---	1	CORAL A.E. (Non Convertible)	8.5833	1.9720	100.3000	101.2000	100.9706	101.0000	17/02/2022	68,000	69,243.67	100.5000	B	18/02/2022	100.0100	102.0000
20,148	1,000.00	1,000.00	4.95	26/06/2023	5	---	8	---	1	B&F COMM. & GARM. INDUS. S.A. (Non Convertible)	7.8375	3.7990	---	---	---	100.5920	15/02/2022	---	---	99.1001	B	18/02/2022	99.7300	101.0000
200,000	1,000.00	1,000.00	1.90	23/03/2028	7	---	2	---	1	MOTOR OIL CORINTH REFINERIES SA (Non Convertible)	8.0222	2.3140	96.8500	97.7000	97.5413	97.2860	17/02/2022	75,000	73,757.66	96.8500	B	18/02/2022	96.6191	99.2000
100,000	1,000.00	1,000.00	2.70	25/05/2026	5	---	2	---	1	COSTAMARE PARTICIPATIONS PLC (Non Convertible)	6.6750	3.1330	98.1100	98.1100	98.1100	98.5000	17/02/2022	1,000	987.78	98.1000	B	18/02/2022	97.0927	102.0000
300,000	1,000.00	1,000.00	2.30	20/07/2028	7	---	2	---	1	PRODEA REIC S.A.(Non Convertible)	2.1083	3.5270	93.0000	93.5000	93.2500	93.0670	17/02/2022	12,000	11,219.70	93.0001	B	18/02/2022	92.1001	98.1000
150,000	1,000.00	1,000.00	2.60	22/10/2026	7	---	5	---	1	TERNA ENERGY FINANCE S.A. (Non Convertible)	8.8833	3.0170	97.5000	97.5000	97.5000	97.5000	17/02/2022	5,000	4,919.42	97.2000	B	18/02/2022	96.0000	99.9900
100,000	1,000.00	1,000.00	2.80	25/01/2027	5	---	1	---	1	PREMIA S.A. (Non Convertible)	2.1778	3.6070	---	---	---	96.5500	17/02/2022	---	---	96.5000	B	18/02/2022	94.9391	99.5000
100,000	1,000.00	1,000.00	2.95	11/02/2027	5	---	1	---	1	SAFE BULKERS PARTICIPATIONS PLC (Non Convertible)	0.9014	3.8950	96.0000	96.0000	96.0000	94.9460	17/02/2022	1,000	960.90	96.0000	B	18/02/2022	94.2500	99.9900

## Corporate Bonds Notes

Transactions Volume = (Pieces) \* (Nominal Price). Transactions Value = (Pieces) \* (Nominal Price) \* (price %) + (Accrued interest).

The price of a Bond is stated as a percentage (%) of Bond's Nominal Price.

Nominal Price in Euros (€), except if it is noted differently.

## Government Bonds

Number Listed Bonds	Nominal price	Today's Rate	Accrued Interest Calc	Exp. Date [1]	Duration (years)	Note	Coupons Date	Curr. coupon value	Trading Unit	Government Bonds	Price min	Price max	Closing price	Previous closing price/date	Volume	Transactions Value	Price	Last order Buy / Sell	Date
3,000,000	1,000.00	4.38	Actual/Actual	01/08/2022	5	---	01/08	4.38	1	GGB-FXD-010822-05Y-4.375-1.000	---	---	---	---	---	---	1.0000	B	28/11/2018
4,500,000	1,000.00	1.88	Actual/Actual	04/02/2035	15	---	04/02	1.88	1	GGB-FXD-040235-15Y-1.875-1.000	---	---	---	---	---	---	---	---	---
2,500,000	1,000.00	3.45	Actual/Actual	02/04/2024	5	---	02/04	3.45	1	GGB-FXD-020424-05Y-3.450-1.000	---	---	---	---	---	---	---	---	---
6,000,000	1,000.00	0.75	Actual/Actual	18/06/2031	10	---	18/06	0.75	1	GGB-FXD-180631-10Y-0.750-1.000	---	---	---	---	---	---	---	---	---
4,355,990,324	1.00	3.50	Actual/Actual	30/01/2023	5	---	01/02 - 31/01	3.50	1	GGB-FXD-300123-05Y-3.500-1.000	---	---	---	94.5720 13/07/2018	---	---	1.0000	B	28/11/2018
5,962,747,327	1.00	3.75	Actual/Actual	30/01/2028	10	---	/02 - 01/02 - 31/	3.75	1	GGB-FXD-300128-10Y-3.750-1.000	---	---	---	85.4610 13/07/2018	---	---	1.0000	B	28/11/2018
6,567,309,386	1.00	3.90	Actual/Actual	30/01/2033	15	---	/02 - 01/02 - 31/	3.90	1	GGB-FXD-300133-15Y-3.900-1.000	---	---	---	78.6730 13/07/2018	---	---	1.0000	B	28/11/2018
5,222,848,349	1.00	4.00	Actual/Actual	30/01/2037	19	---	/02 - 01/02 - 31/	4.00	1	GGB-FXD-300137-19Y-4.000-1.000	---	---	---	77.0370 13/07/2018	---	---	1.0000	B	28/11/2018
5,126,770,669	1.00	4.20	Actual/Actual	30/01/2042	24	---	/02 - 01/02 - 31/	4.20	1	GGB-FXD-300142-24Y-4.200-1.000	---	---	---	77.7640 13/07/2018	---	---	1.0000	B	28/11/2018
119,550,565	1.00	4.30	Actual/Actual	24/02/2023	11	---	24/02	4.30	1	GGB-FXD-240223-11Y-2.000-1.000	---	---	---	10.0000 22/06/2015	---	---	10.0000	B	11/07/2019
48,794,718	1.00	4.30	Actual/Actual	24/02/2024	12	---	24/02	4.30	1	GGB-FXD-240224-12Y-2.000-1.000	---	---	---	10.0000 22/06/2015	---	---	---	---	---
40,248,141	1.00	4.30	Actual/Actual	24/02/2025	13	---	24/02	4.30	1	GGB-FXD-240225-13Y-2.000-1.000	---	---	---	10.0000 22/06/2015	---	---	---	---	---
59,586,043	1.00	4.30	Actual/Actual	24/02/2026	14	---	24/02	4.30	1	GGB-FXD-240226-14Y-2.000-1.000	---	---	---	10.0000 22/06/2015	---	---	---	---	---
41,118,344	1.00	4.30	Actual/Actual	24/02/2027	15	---	24/02	4.30	1	GGB-FXD-240227-15Y-2.000-1.000	---	---	---	10.0000 22/06/2015	---	---	---	---	---
45,137,734	1.00	4.30	Actual/Actual	24/02/2028	16	---	24/02	4.30	1	GGB-FXD-240228-16Y-2.000-1.000	---	---	---	10.0000 22/06/2015	---	---	---	---	---
61,768,888	1.00	4.30	Actual/Actual	24/02/2029	17	---	24/02	4.30	1	GGB-FXD-240229-17Y-2.000-1.000	---	---	---	10.0000 22/06/2015	---	---	---	---	---
54,567,744	1.00	4.30	Actual/Actual	24/02/2030	18	---	24/02	4.30	1	GGB-FXD-240230-18Y-2.000-1.000	---	---	---	10.0000 22/06/2015	---	---	---	---	---
37,541,515	1.00	4.30	Actual/Actual	24/02/2031	19	---	24/02	4.30	1	GGB-FXD-240231-19Y-2.000-1.000	---	---	---	10.0000 22/06/2015	---	---	---	---	---
37,558,317	1.00	4.30	Actual/Actual	24/02/2032	20	---	24/02	4.30	1	GGB-FXD-240232-20Y-2.000-1.000	---	---	---	10.0000 22/06/2015	---	---	---	---	---
37,473,732	1.00	4.30	Actual/Actual	24/02/2033	21	---	24/02	4.30	1	GGB-FXD-240233-21Y-2.000-1.000	---	---	---	10.0000 22/06/2015	---	---	---	---	---
33,888,293	1.00	4.30	Actual/Actual	24/02/2034	22	---	24/02	4.30	1	GGB-FXD-240234-22Y-2.000-1.000	---	---	---	10.0000 22/06/2015	---	---	---	---	---
35,177,800	1.00	4.30	Actual/Actual	24/02/2035	23	---	24/02	4.30	1	GGB-FXD-240235-23Y-2.000-1.000	---	---	---	10.0000 22/06/2015	---	---	---	---	---
35,547,268	1.00	4.30	Actual/Actual	24/02/2036	24	---	24/02	4.30	1	GGB-FXD-240236-24Y-2.000-1.000	---	---	---	10.0000 22/06/2015	---	---	---	---	---
40,246,306	1.00	4.30	Actual/Actual	24/02/2037	25	---	24/02	4.30	1	GGB-FXD-240237-25Y-2.000-1.000	---	---	---	10.0000 22/06/2015	---	---	---	---	---
37,643,952	1.00	4.30	Actual/Actual	24/02/2038	26	---	24/02	4.30	1	GGB-FXD-240238-26Y-2.000-1.000	---	---	---	10.0000 22/06/2015	---	---	---	---	---
36,977,100	1.00	4.30	Actual/Actual	24/02/2039	27	---	24/02	4.30	1	GGB-FXD-240239-27Y-2.000-1.000	---	---	---	10.0000 22/06/2015	---	---	---	---	---
41,615,000	1.00	4.30	Actual/Actual	24/02/2040	28	---	24/02	4.30	1	GGB-FXD-240240-28Y-2.000-1.000	---	---	---	10.0000 22/06/2015	---	---	---	---	---
42,227,208	1.00	4.30	Actual/Actual	24/02/2041	29	---	24/02	4.30	1	GGB-FXD-240241-29Y-2.000-1.000	---	---	---	10.0000 22/06/2015	---	---	---	---	---
68,288,487	1.00	4.30	Actual/Actual	24/02/2042	30	---	24/02	4.30	1	GGB-FXD-240242-30Y-2.000-1.000	---	---	---	10.0000 22/06/2015	---	---	---	---	---
4,000,000	1,000.00	3.88	Actual/Actual	12/03/2029	10	---	12/03	3.88	1	GGB-FXD-120329-10Y-3.875-1.000	---	---	---	---	---	---	100.0000	B	15/10/2019
4,500,000	1,000.00	0.00	Actual/Actual	12/02/2026	5	---	12/02	0.00	1	GGB-FXD-120226-05Y-0.000-1.000	---	---	---	---	---	---	---	---	---
3,000,000	1,000.00	3.38	Actual/Actual	15/02/2025	7	---	15/02	3.38	1	GGB-FXD-150225-07Y-3.375-1.000	---	---	---	---	---	---	---	---	---
250,250	1,000.00	2.90	Actual/Actual	20/03/2023	4	---	20/03	2.90	1	GGB-FXD-200323-04Y-2.900-1.000	---	---	---	---	---	---	---	---	---
964,000	1,000.00	3.25	Actual/Actual	20/03/2025	6	---	20/03	3.25	1	GGB-FXD-200325-06Y-3.250-1.000	---	---	---	---	---	---	---	---	---

## Government Bonds Notes

Transactions Volume = (Pieces) \* (Nominal Price). Transactions Value = (Pieces) \* (Nominal Price) \* (price %) + (Accrued interest).

The Value of current coupon for the issues with NV 0.01 euro refers to NV 100 euros

FLR: Floating Interest Rate.

[1] - The Expiration Date of the interest bearing period and the Date for coupon payment.

## Government Bonds

Number Listed Bonds	Nominal price	Today's Rate	Accrued Interest Calc	Exp. Date [1]	Duration (years)	Note	Coupons Date	Curr. coupon value	Trading Unit	Government Bonds	Price min	Price max	Closing price	Previous closing price/date	Volume	Transactions Value	Price	Last order Buy / Sell	Date
2,100,000	1,000.00	3.55	Actual/Actual	20/03/2026	7	---	20/03	3.55	1	GGB-FXD-200326-07Y-3.550-1.000	---	---	---	---	---	---	---	---	---
40,000	1,000.00	0.11	FLR Actual/360	16/09/2022	1	---	16/03 - 16/09	---	1	GGB-FLT-160922-01Y-0.108-1.000	---	---	---	---	---	---	---	---	---
5,500,000	1,000.00	1.50	Actual/Actual	18/06/2030	10	---	18/06	1.50	1	GGB-FXD-180630-10Y-1.500-1.000	---	---	---	---	---	---	---	---	---
5,364,250	1,000.00	3.25	Actual/Actual	20/03/2050	30	---	20/03	3.25	1	GGB-FXD-200350-30Y-3.250-1.000	---	---	---	---	---	---	---	---	---
2,424,361	1,000.00	2.00	Actual/Actual	22/04/2027	7	---	22/04	2.00	1	GGB-FXD-220427-07Y-2.000-1.000	---	---	---	---	---	---	99.9000	B	22/04/2020
2,500,000	1,000.00	1.88	Actual/Actual	23/07/2026	7	---	23/07	1.88	1	GGB-FXD-230726-07Y-1.875-1.000	---	---	---	---	---	---	---	---	---
3,500,000	1,000.00	1.88	Actual/Actual	24/01/2052	30	---	24/01	1.88	1	GGB-FXD-240152-30Y-1.875-1.000	---	---	---	---	---	---	---	---	---
3,000,000	1,000.00	1.75	Actual/Actual	26/01/2032	10	---	18/06	1.75	1	GGB-FXD-180632-10Y-1.750-1.000	---	---	---	---	---	---	---	---	---

## Government Bonds Notes

Transactions Volume = (Pieces) \* (Nominal Price). Transactions Value = (Pieces) \* (Nominal Price) \* (price %) + (Accrued interest).

The Value of current coupon for the issues with NV 0.01 euro refers to NV 100 euros

FLR: Floating Interest Rate.

[1] - The Expiration Date of the interest bearing period and the Date for coupon payment.

Treasury Bills & Zero Coupon Government Bonds

Issue Date	13-Week Maturity									26-Week Maturity									52-Week Maturity								
	Exp. Date	Initial Rate	Num Listed Bonds	Nominal price	Issue price	Last Trade Price	Last Trade Date	Volume Traded	Note	Exp. Date	Initial Rate	Num Listed Bonds	Nominal price	Issue price	Last Trade Price	Last Trade Date	Volume Traded	Note	Exp. Date	Initial Rate	Num Listed Bonds	Nominal price	Issue price	Last Trade Price	Last Trade Date	Volume Traded	Note
12/03/2021	---	---	---	---	---	---	---	---	---	---	---	---	---	---	---	---	---	---	11/03/2022	-0.22	1,000,000	1,000.00	1,002.24	---	---	---	---
11/06/2021	---	---	---	---	---	---	---	---	---	---	---	---	---	---	---	---	---	---	10/06/2022	-0.31	1,600,000	1,000.00	1,003.10	---	---	---	---
10/09/2021	---	---	---	---	---	---	---	---	---	---	---	---	---	---	---	---	---	---	09/09/2022	-0.31	1,000,000	1,000.00	1,003.14	---	---	---	---
10/12/2021	---	---	---	---	---	---	---	---	---	---	---	---	---	---	---	---	---	---	09/12/2022	-0.40	600,000	1,000.00	1,004.06	---	---	---	---

Bonds in Circulation	Currency / Min nominal traded Value	Coupons Payment Date	Current Coupon Value	Note	Coupon	Trading Unit	Issue Date	Duration (years)	Today's Interest	A.I.C in days	Bonds	Last price of previous days		Last Outcry in Cash (euro)		Trades in Pieces	Life min	Life Max	
												Price	Buy / Sell	Price	Buy / Sell				
<b>Corporate Bonds in Foreign Currency and Euro</b>																			
103,746	GBP / 10	01/12	0.25	---	63	1	01/12/1930	98	2.5	360	National Mortgage Bank	2.27	05/02/1996	2.27	S	05/02/1996	---	2.27	2.27
0	GBP / 10	01/12	0.25	---	65	1	01/12/1928	100	2.5	360	National Mortgage Bank	---	---	---	---	---	---	---	---

## Government Bonds Notes

A.I.C: Accrued Interest Calculation base.

FLR: Floating Interest Rate.

The minimum tradeable Nominal Value for all Demeterialised Government Titles is 100 Euros.

(μφρ-0)

## Athex &amp; ATHEXClear Members List

Member Name				Stock Market			Derivatives Market		ATHEXClear Member	
	Address	Phone	Fax	Market Member	Remote Member	Market Maker	Proprietary	Market Maker	General Clearing	Direct Clearing
A. SARRIS SECURITIES S.A.				a						
6, ΔΡΑΓΑΤΣΑΝΙΟΥ 6 ΑΘΗΝΑ	2103367700									
ΑΕΟΝIC SECURITIES C.I.F. P.L.C.				a	a					
, ΛΑΪΟΥ 6, ΓΡ. 301B, ANNA COURT	35725337600									
ALPHA BANK S.A.									a	
, ΣΤΑΔΙΟΥ 40 ΑΘΗΝΑ	2103260000									
ALPHA FINANCE INVESTMENT SERVICES SINGLE MEMBER SA				a		a	a	a		a
5, ΜΕΡΛΙΝ 5 ΑΘΗΝΑ	2103677400									
ARGUS STOCKBROKERS LTD				a	a		a			
25, 25 ΛΕΩΦΟΡΟΣ ΔΗΜΟΣΘΕΝΗ ΣΕΒΕΡΗ	0035722717000									
ATLANTIC SECURITIES LTD				a	a					
37, ΠΡΟΔΡΟΜΟΥ 37	0035722445400									
AXON SECURITIES S.A.				a			a			
48, ΣΤΑΔΙΟΥ 48 ΑΘΗΝΑ	2103363800									
BETA SECURITIES S.A.				a		a	a			a
29, Α.ΑΛΕΞΑΝΔΡΑΣ 29 ΑΘΗΝΑ	2106478930								a	
BNP PARIBAS SECURITIES SERVICES									a	
2, ΛΑΜΨΑΚΟΥ 2 ΑΘΗΝΑ	2107468500									
BOFA SECURITIES EUROPE SA				a	a					
, 112 AVENUE KL'BER 75116	+33 153655555									
CAPITAL SECURITIES S.A.				a			a			
58, ΜΗΤΡΟΠΟΛΕΩΣ 58 ΑΘΗΝΑ	2103369700									
CFS SECURITIES INVESTMENT SERVICES S.A.				a						
3, ΠΑΠΑΡΡΗΓΟΠΟΥΛΟΥ 3 ΑΘΗΝΑ	2103360800									
CITIGROUP GLOBAL MARKETS EUROPE AG				a	a					
16, REUTERWEG 16 FRANKFURT	+49 691366-0									
CITIGROUP GLOBAL MARKETS LIMITED				a						
1, 33 CANADA SQUARE - CANARY WHARF	+44 02079864000									
CREDIT SUISSE BANK (EUROPE), S.A.				a	a					
, CALLE AYALA 42, 3A PLANTA-B MADRID	+34917916000									
CREDIT SUISSE SECURITIES (EUROPE) LIMITED				a						
1, ONE CABOT SQUARE LONDON	+44 2078888888									
CYCLOS SECURITIES S.A.				a			a			
39, ΠΑΝΕΠΙΣΤΗΜΙΟΥ 39 ΑΘΗΝΑ	2103364300									
DEUTSCHE BANK S.A.					a					
1, GREAT WINCHESTER STREET LONDON	+44 20 754 54209	00441133361437								
DYNAMIC SECURITIES S.A.				a			a			a
, ΤΡΑΛΛΕΩΝ 2 & Α.ΣΥΓΓΡΟΥ 223 ΝΕΑ ΣΜΥΡΝΗ	2103677700									
EUROBANK EQUITIES INVESTMENT FIRM S.A				a		a	a	a		a
, ΦΙΛΕΛΛΗΝΩΝ 10 & ΞΕΝΟΦΩΝΤΟΣ 13 ΑΘΗΝΑ	2103720425									
EUROBANK S.A.									a	
, ΟΘΩΝΟΣ 8 ΑΘΗΝΑ	2103337000									
EUROCORP INVESTMENT SERVICES S.A.				a			a			a
14, ΠΛ.ΦΙΛΙΚΗΣ ΕΤΑΙΡΕΙΑΣ 14 ΑΘΗΝΑ	2107263600									
EUROTRUST INVESTMENT FIRM SA				a						
113, ΣΕΒΑΣΤΟΥΠΟΛΕΩΣ 113 ΑΘΗΝΑ	2103363100									
EUROXX SECURITIES S.A.				a		a	a	a		a
7, ΠΑΛΑΙΟΛΟΓΟΥ ΧΑΛΑΝΔΡΙ	(210)-6879400	(210)-6879401								
7, ΠΑΛΕΟΛΟΓΟΥ ΧΑΛΑΝΔΡΙ	+30 2106879400	210-6879401								
G. A. PERVANAS SECURITIES- INVESTMENT SERVICES S.A.				a						
7-9, ΣΟΦΟΚΛΕΟΥΣ 7-9 ΑΘΗΝΑ	2103727200									
GLOBAL CAPITAL SECURITIES & FINANCIAL SERVICES LTD				a	a					
50, ΛΑΡΧΙΠΕΡΙΣΚΟΠΟΥ ΜΑΚΑΡΙΟΥ Γ50	0035722710710									
HELLENIC AMERICAN SECURITIES S.A.				a		a	a			a
27, ΑΝΔΡΕΑ ΠΑΠΑΝΔΡΕΟΥ 27 ΜΑΡΟΥΣΙ	2103311100									
HELLENIC BANK (INVESTMENTS) LTD					a					
, ΑVE.ΚΥΡΙΑΚΟΥ ΜΑΤΣΙ 31 - PO BOX 24747 NICOSIA	+357 22500100	357 22500110								
HSBC CONTINENTAL EUROPE									a	
109-111, Α.ΜΕΣΟΓΕΙΩΝ 109-111	2106960000									
INDEX SECURITIES S.A.				a						
6, ΔΡΑΓΑΤΣΑΝΙΟΥ 6 ΑΘΗΝΑ	2103213920									
J. CHR. MAVRIKIS SECURITIES S.A.				a						
5, ΣΟΦΟΚΛΕΟΥΣ 5 ΑΘΗΝΑ	2103216730									



## Athex &amp; ATHEXClear Members List

Member Name				Stock Market			Derivatives Market		ATHEXClear Member	
	Address	Phone	Fax	Market Member	Remote Member	Market Maker	Proprietary	Market Maker	General Clearing	Direct Clearing
KAPPA SECURITIES S.A.				a			a			
15, ΒΑΛΛΑΡΙΤΟΥ 15 ΑΘΗΝΑ	2103678600									
KARAMANOF SECURITIES & INVESTMENT SERVICES S.A.				a						
2, ΠΛ.ΑΓ.ΘΕΟΔΩΡΩΝ 2 ΑΘΗΝΑ	2103212947									
LAIKI FINANCIAL SERVICES LTD					a					
26, AVE. VYRONOS NICOSIA	357 22367367	357 22718567								
LEON DEPOLAS SECURITIES S.A.				a		a	a			
1, ΧΡΗΣΤΟΥ ΛΑΔΑ 1 ΑΘΗΝΑ	2103213276 -28									
MEGA EQUITY SECURITIES & FINANCIAL SERVICES PUBLIC LTD				a	a		a			
42-44, ΛΕΩΦ.ΓΡΙΒΑ ΔΙΓΓΕΝΗ 42-44	0035722711711									
MERIT SECURITIES S.A				a		a	a			a
5, ΣΟΦΟΚΛΕΟΥΣ 5 ΑΘΗΝΑ	2103671880									
MERRILL LYNCH INTERNATIONAL				a						
2, 2 KING EDWARD STREET LONDON	+44 20276281000									
N. CHRYSOCHOIDIS SECURITIES S.A.				a			a			a
7-9, ΣΟΦΟΚΛΕΟΥΣ 7-9 ΑΘΗΝΑ	2103213913									
NATIONAL BANK OF GREECE S.A.				a			a		a	
86, ΑΙΟΛΟΥ STR. ΑΘΗΝΑ	(210)-3341000	(210)-3228187								
68, ΑΚΑΔΙΜΙΑΣ STR. ΑΘΗΝΑ	(210)-3328817	(210)-3328678								
NATIONAL SECURITIES SINGLE MEMBER SA				a		a	a	a		
66, ΛΕΩΦΟΡΟΣ ΑΘΗΝΩΝ 128-132 & ΙΦΙΓΕΝΙΑΣ ΑΘΗΝΑ	2103328784									
NUNTIUS BROKERAGE AND INVESTMENT SERVICES S.A				a						
6, ΔΡΑΓΑΤΣΑΝΙΟΥ 6 ΑΘΗΝΑ	2103350599									
ONE PLUS CAPITAL LIMITED				a	a					
, 75 PRODROMOU AVENUE NICOSIA 1307	35722873760									
OPTIMA BANK S.A.				a		a	a	a	a	
32, ΑΙΓΙΑΛΕΙΑΣ 32 & ΠΑΡΑΔΕΙΣΟΥ ΜΑΡΟΥΣΙ	2108173663									
PANTELAKIS SECURITIES S.A.				a		a	a	a		
57, ΕΘΝΙΚΗΣ ΑΝΤΙΣΤΑΣΕΩΣ 57, ΚΤΙΡΙΟ Β CHALANDRI	2106965000									
PEGASUS SECURITIES S.A				a			a			
17, ΒΑΛΛΑΡΙΤΟΥ 17 & ΑΜΕΡΙΚΗΣ ΑΘΗΝΑ	2103670700									
PIRAEUS BANK S.A.				a			a		a	
, ΑΜΕΡΙΚΗΣ 4 ΑΘΗΝΑ	2103335000									
PIRAEUS SECURITIES S. A.				a		a	a	a		a
10, ΣΤΑΔΙΟΥ 10 ΑΘΗΝΑ	2103354100									
PROCHOICE SECURITIES LTD				a	a					
57, ΛΕΩΦ.ΣΠΥΡΟΥ ΚΥΠΡΙΑΝΟΥ 57, ΑΚΙΝΗΤΑ Φ	035724661192									
SHARELINK SECURITIES & FINANCIAL SERVICES LTD				a			a			
6, HOUSE-ΘΕΟΤΟΚΗ 6 ΜΕΓΑΡΟ ΕΛΜΗΝΑ	+357 22554200									
SOCIETE GENERALE S.A.				a	a		a			
, 17 COURS VALMY, CEDEX	+157290504									
SOLIDUS SECURITIES S.A				a			a			a
64, ΛΟΥΙΖΗΣ ΠΙΑΝΚΟΥΡ 64 ΑΘΗΝΑ	2106900600									
ST. EM. LAVRENTAKIS SECURITIES S.A.				a			a			
7-9, ΣΟΦΟΚΛΕΟΥΣ 7-9 ΑΘΗΝΑ	2103213336									
THE CYPRUS INVESTMENT & SECURITIES CORPORATION LTD				a	a					
154, ΛΕΩΦ. ΚΥΡΗΝΕΙΑΣ	0035722121700									
UBS EUROPE SE				a	a					
, OPERNTURM, BOCKENHEIMER LANDSTRASSE 2-4	496921790									
UBS LIMITED					a					
1, FINSBURY AVENUE LONDON	+44 2075687135									

## List of Stocks under Market Making operations

Securities	Market Maker	Start Market Making	Stock Category
MLS MULTIMEDIA SA (CR)			Suspension Status
	PIRAEUS SECURITIES S. A.	01/08/2019	
ALPHA ETF FTSE Athex Large Cap			Exchange Traded Funds (ETFs)
	ALPHA FINANCE INVESTMENT SERVICES SINGLE MEMBER SA	02/01/1900	
	NATIONAL SECURITIES SINGLE MEMBER SA	02/01/1900	
ADMIE (IPTO) HOLDING S.A. (CR)			Main Market
	EUROBANK EQUITIES INVESTMENT FIRM S.A	24/05/2021	
	HELLENIC AMERICAN SECURITIES S.A.	09/03/2020	
	PIRAEUS SECURITIES S. A.	29/06/2017	
AEGEAN AIRLINES (CR)			Main Market
	EUROBANK EQUITIES INVESTMENT FIRM S.A	22/09/2020	
ALPHA SERVICES HOLD (CR)			Main Market
	ALPHA FINANCE INVESTMENT SERVICES SINGLE MEMBER SA	29/02/2016	
	EUROBANK EQUITIES INVESTMENT FIRM S.A	22/10/2006	
	HELLENIC AMERICAN SECURITIES S.A.	25/07/2014	
	LEON DEPOLAS SECURITIES S.A.	04/01/2016	
	MERIT SECURITIES S.A	03/09/2012	
	NATIONAL SECURITIES SINGLE MEMBER SA	02/01/1900	
	PIRAEUS SECURITIES S. A.	28/05/2009	
ANDROMEDA SA (CR)			Main Market
	BETA SECURITIES S.A.	15/02/2021	
AS COMPANY SA (CR)			Main Market
	EUROBANK EQUITIES INVESTMENT FIRM S.A	01/04/2019	
ATTICA BANK S.A. (CR)			Main Market
	EUROXX SECURITIES S.A.	22/01/2016	
	PIRAEUS SECURITIES S. A.	20/09/2017	
AUTOHELLAS SA (CR)			Main Market
	ALPHA FINANCE INVESTMENT SERVICES SINGLE MEMBER SA	01/07/2019	
	EUROXX SECURITIES S.A.	02/07/2018	
AVAX S.A. (CR)			Main Market
	EUROBANK EQUITIES INVESTMENT FIRM S.A	14/12/2015	
	PIRAEUS SECURITIES S. A.	01/02/2021	
AVE (CR)			Main Market
	EUROXX SECURITIES S.A.	05/06/2020	
BRIQ PROPERTIES (CR)			Main Market
	EUROBANK EQUITIES INVESTMENT FIRM S.A	09/09/2019	
	LEON DEPOLAS SECURITIES S.A.	22/02/2021	
BYTE COMPUTER SA (CR)			Main Market
	MERIT SECURITIES S.A	04/08/2008	
CC HBC AG (CR)			Main Market
	BETA SECURITIES S.A.	08/03/2021	
	NATIONAL SECURITIES SINGLE MEMBER SA	02/01/1900	
	PIRAEUS SECURITIES S. A.	04/05/2015	
CENERGY HOLDINGS (CB)			Main Market
	ALPHA FINANCE INVESTMENT SERVICES SINGLE MEMBER SA	02/01/2016	
	EUROBANK EQUITIES INVESTMENT FIRM S.A	02/01/2016	
CNL CAPITAL (CR)			Main Market
	MERIT SECURITIES S.A	01/10/2018	
EKTER SA (CR)			Main Market
	EUROBANK EQUITIES INVESTMENT FIRM S.A	16/10/2017	
	LEON DEPOLAS SECURITIES S.A.	21/05/2018	
ELASTRON (CR)			Main Market
	LEON DEPOLAS SECURITIES S.A.	20/02/2017	
ELLAKTOR (CR)			Main Market
	ALPHA FINANCE INVESTMENT SERVICES SINGLE MEMBER SA	18/03/2019	
	EUROBANK EQUITIES INVESTMENT FIRM S.A	01/06/2012	
	EUROXX SECURITIES S.A.	24/09/2018	
	NATIONAL SECURITIES SINGLE MEMBER SA	02/01/1900	
	PIRAEUS SECURITIES S. A.	22/10/2018	
ELTON SA (CR)			Main Market
	BETA SECURITIES S.A.	03/09/2012	
	LEON DEPOLAS SECURITIES S.A.	01/04/2019	
ELVALHALCOR (CR)			Main Market
	ALPHA FINANCE INVESTMENT SERVICES SINGLE MEMBER SA	07/05/2018	
	EUROBANK EQUITIES INVESTMENT FIRM S.A	07/05/2018	
ELVE SA (CR)			Main Market
	LEON DEPOLAS SECURITIES S.A.	02/11/2020	
ENTERSOFT (CR)			Main Market
	EUROBANK EQUITIES INVESTMENT FIRM S.A	22/06/2020	

## List of Stocks under Market Making operations

Securities	Stock Category
Market Maker	Start Market Making
<b>EUROBANK HOLDINGS (CR)</b>	Main Market
ALPHA FINANCE INVESTMENT SERVICES SINGLE MEMBER SA	09/01/2006
EUROBANK EQUITIES INVESTMENT FIRM S.A	01/06/2012
HELLENIC AMERICAN SECURITIES S.A.	25/07/2014
LEON DEPOLAS SECURITIES S.A.	30/11/2018
MERIT SECURITIES S.A	06/11/2017
NATIONAL SECURITIES SINGLE MEMBER SA	02/01/1900
PIRAEUS SECURITIES S. A.	28/09/2009
<b>EUROPEAN RELIANCE INSUR. (CR)</b>	Main Market
BETA SECURITIES S.A.	27/07/2020
PANTELAKIS SECURITIES S.A.	15/07/2019
<b>EYDAP S.A. (CR)</b>	Main Market
ALPHA FINANCE INVESTMENT SERVICES SINGLE MEMBER SA	27/01/2020
EUROBANK EQUITIES INVESTMENT FIRM S.A	10/06/2019
<b>FOURLIS (CR)</b>	Main Market
EUROBANK EQUITIES INVESTMENT FIRM S.A	01/12/2016
PIRAEUS SECURITIES S. A.	06/03/2017
<b>GEK TERNA (CR)</b>	Main Market
BETA SECURITIES S.A.	08/03/2021
EUROBANK EQUITIES INVESTMENT FIRM S.A	24/05/2021
PIRAEUS SECURITIES S. A.	29/08/2019
<b>GR. SARANTIS S.A. (CR)</b>	Main Market
BETA SECURITIES S.A.	14/05/2012
EUROBANK EQUITIES INVESTMENT FIRM S.A	24/10/2016
<b>HELLENIC EXCHANGES-A.S.E. (CR)</b>	Main Market
HELLENIC AMERICAN SECURITIES S.A.	01/09/2014
NATIONAL SECURITIES SINGLE MEMBER SA	02/01/1900
PIRAEUS SECURITIES S. A.	04/05/2015
<b>HELLENIC PETROLEUM (CR)</b>	Main Market
HELLENIC AMERICAN SECURITIES S.A.	14/09/2015
PIRAEUS SECURITIES S. A.	20/03/2017
<b>IDEAL HOLDINGS (CR)</b>	Main Market
EUROBANK EQUITIES INVESTMENT FIRM S.A	07/06/2021
PIRAEUS SECURITIES S. A.	07/06/2021
<b>IKTINOS HELLAS SA (CR)</b>	Main Market
ALPHA FINANCE INVESTMENT SERVICES SINGLE MEMBER SA	01/04/2019
EUROBANK EQUITIES INVESTMENT FIRM S.A	25/02/2019
NATIONAL SECURITIES SINGLE MEMBER SA	02/01/1900
<b>INFORM P. LYKOS (CR)</b>	Main Market
BETA SECURITIES S.A.	31/01/2022
<b>INTERCONTINENTAL (CR)</b>	Main Market
LEON DEPOLAS SECURITIES S.A.	03/06/2019
<b>INTERWOOD-XYLEMPORIA (CR)</b>	Main Market
EUROBANK EQUITIES INVESTMENT FIRM S.A	05/07/2021
PANTELAKIS SECURITIES S.A.	01/07/2021
<b>INTRAKAT (CR)</b>	Main Market
BETA SECURITIES S.A.	04/10/2021
<b>JUMBO SA (CR)</b>	Main Market
BETA SECURITIES S.A.	01/02/2021
EUROBANK EQUITIES INVESTMENT FIRM S.A	25/05/2020
MERIT SECURITIES S.A	06/11/2017
PIRAEUS SECURITIES S. A.	06/03/2017
<b>KARAMOLEGOS SA (CR)</b>	Main Market
EUROXX SECURITIES S.A.	04/10/2019
<b>KLOUKINAS - LAPPAS SA (CR)</b>	Main Market
BETA SECURITIES S.A.	22/09/2014
<b>KRI-KRI S.A. (CR)</b>	Main Market
EUROBANK EQUITIES INVESTMENT FIRM S.A	07/05/2018
LEON DEPOLAS SECURITIES S.A.	16/01/2017
<b>LAMDA DEVELOPMENT SA (CR)</b>	Main Market
EUROBANK EQUITIES INVESTMENT FIRM S.A	08/12/2014
PANTELAKIS SECURITIES S.A.	06/11/2017
PIRAEUS SECURITIES S. A.	29/06/2017
<b>LAMPASA HOTEL SA (CR)</b>	Main Market
LEON DEPOLAS SECURITIES S.A.	16/01/2017
<b>MARFIN INVESTMENT GROUP (CR)</b>	Main Market
EUROBANK EQUITIES INVESTMENT FIRM S.A	23/03/2015
PIRAEUS SECURITIES S. A.	02/02/2009

## List of Stocks under Market Making operations

Securities	Market Maker	Start Market Making	Stock Category
<b>MOTOR OIL (CR)</b>			<b>Main Market</b>
	BETA SECURITIES S.A.	08/03/2021	
	EUROBANK EQUITIES INVESTMENT FIRM S.A	22/10/2006	
	LEON DEPOLAS SECURITIES S.A.	01/04/2019	
	MERIT SECURITIES S.A	25/02/2019	
	NATIONAL SECURITIES SINGLE MEMBER SA	02/01/1900	
	PIRAEUS SECURITIES S. A.	04/05/2015	
<b>MYTILINEOS (CR)</b>			<b>Main Market</b>
	ALPHA FINANCE INVESTMENT SERVICES SINGLE MEMBER SA	15/04/2019	
	EUROBANK EQUITIES INVESTMENT FIRM S.A	20/09/2017	
	MERIT SECURITIES S.A	25/02/2019	
	NATIONAL SECURITIES SINGLE MEMBER SA	02/01/1900	
	PIRAEUS SECURITIES S. A.	04/05/2015	
<b>NATIONAL BANK (CR)</b>			<b>Main Market</b>
	ALPHA FINANCE INVESTMENT SERVICES SINGLE MEMBER SA	09/01/2006	
	BETA SECURITIES S.A.	01/02/2021	
	EUROBANK EQUITIES INVESTMENT FIRM S.A	22/10/2006	
	HELLENIC AMERICAN SECURITIES S.A.	25/07/2014	
	LEON DEPOLAS SECURITIES S.A.	20/05/2015	
	MERIT SECURITIES S.A	03/09/2012	
	NATIONAL SECURITIES SINGLE MEMBER SA	02/01/1900	
	PIRAEUS SECURITIES S. A.	08/09/2008	
<b>OPAP (CR)</b>			<b>Main Market</b>
	ALPHA FINANCE INVESTMENT SERVICES SINGLE MEMBER SA	09/01/2006	
	EUROBANK EQUITIES INVESTMENT FIRM S.A	22/10/2006	
	HELLENIC AMERICAN SECURITIES S.A.	25/07/2014	
	MERIT SECURITIES S.A	20/03/2017	
	NATIONAL SECURITIES SINGLE MEMBER SA	02/01/1900	
	PIRAEUS SECURITIES S. A.	04/05/2015	
<b>OTE (CR)</b>			<b>Main Market</b>
	ALPHA FINANCE INVESTMENT SERVICES SINGLE MEMBER SA	09/01/2006	
	EUROBANK EQUITIES INVESTMENT FIRM S.A	22/10/2006	
	HELLENIC AMERICAN SECURITIES S.A.	25/07/2014	
	LEON DEPOLAS SECURITIES S.A.	20/04/2015	
	MERIT SECURITIES S.A	20/03/2017	
	NATIONAL SECURITIES SINGLE MEMBER SA	02/01/1900	
	PIRAEUS SECURITIES S. A.	08/09/2008	
<b>P.P.A. S.A. (CR)</b>			<b>Main Market</b>
	EUROBANK EQUITIES INVESTMENT FIRM S.A	06/02/2019	
<b>PAPOUTSANIS (CR)</b>			<b>Main Market</b>
	BETA SECURITIES S.A.	25/11/2013	
	EUROBANK EQUITIES INVESTMENT FIRM S.A	06/12/2021	
<b>PETROPOULOS PETROS (CR)</b>			<b>Main Market</b>
	EUROBANK EQUITIES INVESTMENT FIRM S.A	01/04/2019	
	PANTELAKIS SECURITIES S.A.	16/03/2020	
<b>PIRAEUS FINANCIAL HOLD (CR)</b>			<b>Main Market</b>
	ALPHA FINANCE INVESTMENT SERVICES SINGLE MEMBER SA	15/04/2019	
	EUROBANK EQUITIES INVESTMENT FIRM S.A	22/10/2006	
	EUROXX SECURITIES S.A.	15/02/2016	
	HELLENIC AMERICAN SECURITIES S.A.	25/07/2014	
	LEON DEPOLAS SECURITIES S.A.	30/11/2018	
	MERIT SECURITIES S.A	16/09/2013	
	NATIONAL SECURITIES SINGLE MEMBER SA	02/01/1900	
	PIRAEUS SECURITIES S. A.	16/02/2009	
<b>PLAISIO COMPUTERS SA (CR)</b>			<b>Main Market</b>
	EUROBANK EQUITIES INVESTMENT FIRM S.A	02/03/2015	
<b>PPC (CR)</b>			<b>Main Market</b>
	ALPHA FINANCE INVESTMENT SERVICES SINGLE MEMBER SA	09/01/2006	
	BETA SECURITIES S.A.	01/02/2021	
	EUROBANK EQUITIES INVESTMENT FIRM S.A	22/10/2006	
	HELLENIC AMERICAN SECURITIES S.A.	01/09/2014	
	MERIT SECURITIES S.A	06/11/2017	
	NATIONAL SECURITIES SINGLE MEMBER SA	02/01/1900	
	PIRAEUS SECURITIES S. A.	28/09/2009	
<b>PREMIA (CR)</b>			<b>Main Market</b>
	BETA SECURITIES S.A.	01/06/2021	
	PANTELAKIS SECURITIES S.A.	23/12/2021	
<b>PROFILE SA (CR)</b>			<b>Main Market</b>
	PANTELAKIS SECURITIES S.A.	01/07/2019	

List of Stocks under Market Making operations

Securities	Market Maker	Start Market Making	Stock Category
<b>QUEST HOLDINGS (CR)</b>			
	BETA SECURITIES S.A.	26/03/2018	Main Market
	EUROBANK EQUITIES INVESTMENT FIRM S.A	28/01/2019	
<b>TERNA ENERGY (CR)</b>			
	BETA SECURITIES S.A.	08/03/2021	Main Market
	EUROBANK EQUITIES INVESTMENT FIRM S.A	24/05/2021	
	PIRAEUS SECURITIES S. A.	09/12/2019	
<b>THRACE PLASTICS SA (CR)</b>			
	ALPHA FINANCE INVESTMENT SERVICES SINGLE MEMBER SA	26/03/2018	Main Market
	EUROBANK EQUITIES INVESTMENT FIRM S.A	26/03/2018	
<b>TITAN CEMENT (CB)</b>			
	BETA SECURITIES S.A.	01/02/2021	Main Market
	EUROBANK EQUITIES INVESTMENT FIRM S.A	06/11/2019	
	PIRAEUS SECURITIES S. A.	18/01/2021	
<b>TZIRAKIAN PROFIL (CR)</b>			
	LEON DEPOLAS SECURITIES S.A.	19/07/2021	Main Market
<b>UNIBIOS (CR)</b>			
	LEON DEPOLAS SECURITIES S.A.	01/02/2021	Main Market
<b>VIOHALCO SA/NV (CB)</b>			
	ALPHA FINANCE INVESTMENT SERVICES SINGLE MEMBER SA	11/03/2008	Main Market
	EUROBANK EQUITIES INVESTMENT FIRM S.A	04/03/2014	
	MERIT SECURITIES S.A	17/03/2014	

Underlying Asset				Derivatives Market													
Price max	Price min	Closing price	change	Delivery Month	Open price	Price max	Price min	Last price	Closing price	Last Bid	Last Ask	Fixing price*	Life high	Life low	Trades	Volume	Open Interest
<b>FTSE/Athex Large Cap</b>				(Trade Unit: 1 Index Point x 2€, Cash Settlement)													
2,347.81	2,324.34	2,338.00	-0.02%	February 2022	2,334.25	2,343.50	2,330.00	2,330.00	2,330.00	---	---	---	2,378.25	---	81	472	1,065
				March 2022	2,339.00	2,343.25	2,318.25	2,330.00	2,330.00	---	---	---	2,382.00	---	192	910	1,774
				April 2022	2,328.25	2,332.25	2,328.25	2,332.25	2,332.25	---	---	---	2,349.00	---	2	6	30
				June 2022	---	---	---	---	2,354.25	---	---	---	---	---	---	---	---
				September 2022	---	---	---	---	2,366.00	---	---	---	---	---	---	---	---
				December 2022	---	---	---	---	2,377.75	---	---	---	---	---	---	---	---
<b>FTSE/Athex Banks</b>				(Trade Unit: 1 Index Point x 15€, Cash Settlement)													
734.60	723.38	728.95	-0.16%	March 2022	---	---	---	---	734.75	---	---	---	694.50	---	---	---	3
				June 2022	---	---	---	---	735.00	---	---	---	---	---	---	---	---
				September 2022	---	---	---	---	738.75	---	---	---	---	---	---	---	---
				December 2022	---	---	---	---	742.25	---	---	---	---	---	---	---	---

Derivatives notes

Fixing prices and final open positions can be retrieved from the following path <http://www.helex.gr/el/web/guest/statistics-end-of-day-derivatives>

Underlying Asset				Derivatives Market													
Price max	Price min	Closing price	change	Delivery Month	Open price	Price max	Price min	Last price	Closing price	Last Bid	Last Ask	Fixing price*	Life high	Life low	Trades	Volume	Open Interest
<b>ADMIE (IPTO) HOLDING S.A. (CR)</b> (Contract Size: 100 Securities, Physical Delivery)																	
2.49	2.465	2.485	0.40%	March 2022	2.49	2.49	2.49	2.49	2.49	---	---	---	2.62	---	2	4	5,294
				June 2022	---	---	---	---	2.49	---	---	---	---	---	---	---	---
				September 2022	---	---	---	---	2.50	---	---	---	---	---	---	---	---
				December 2022	---	---	---	---	2.52	---	---	---	---	---	---	---	---
<b>ALPHA SERVICES HOLD (CR)</b> (Contract Size: 100 Securities, Physical Delivery)																	
1.4075	1.365	1.38	-0.72%	March 2022	1.39	1.40	1.37	1.38	1.38	---	---	---	1.45	---	191	5,070	56,288
				June 2022	1.40	1.40	1.38	1.38	1.38	---	---	---	1.45	---	6	251	851
				September 2022	---	---	---	---	1.43	---	---	---	1.27	---	---	---	---
				December 2022	---	---	---	---	1.41	---	---	---	---	---	---	---	---
<b>CC HBC AG (CR)</b> (Contract Size: 100 Securities, Physical Delivery)																	
29.53	28.98	29.17	0.24%	March 2022	29.33	29.42	29.00	29.15	29.15	---	---	---	31.99	---	4	8	191
				June 2022	---	---	---	---	29.29	---	---	---	---	---	---	---	---
				September 2022	---	---	---	---	29.44	---	---	---	---	---	---	---	---
				December 2022	---	---	---	---	29.59	---	---	---	---	---	---	---	---
<b>CENERGY HOLDINGS (CB)</b> (Contract Size: 100 Securities, Physical Delivery)																	
3.895	3.72	3.895	3.59%	March 2022	3.75	3.91	3.73	3.91	3.91	---	---	---	3.91	---	37	96	11,413
				June 2022	---	---	---	---	3.79	---	---	---	---	---	---	---	---
				September 2022	---	---	---	---	3.80	---	---	---	---	---	---	---	---
				December 2022	---	---	---	---	3.82	---	---	---	---	---	---	---	---
<b>ELLAKTOR (CR)</b> (Contract Size: 100 Securities, Physical Delivery)																	
1.315	1.29	1.31	-0.15%	March 2022	1.31	1.32	1.30	1.31	1.31	---	---	---	1.54	---	30	440	12,365
				June 2022	---	---	---	---	1.32	---	---	---	1.36	---	---	---	730
				September 2022	---	---	---	---	1.33	---	---	---	---	---	---	---	---
				December 2022	---	---	---	---	1.33	---	---	---	---	---	---	---	---
<b>EUROBANK HOLDINGS (CR)</b> (Contract Size: 100 Securities, Physical Delivery)																	
1.15	1.117	1.1375	0.44%	March 2022	1.13	1.14	1.12	1.13	1.13	---	---	---	1.16	---	30	660	29,208
				June 2022	---	---	---	---	1.15	---	---	---	1.15	---	---	---	601
				September 2022	---	---	---	---	1.15	---	---	---	---	---	---	---	---
				December 2022	---	---	---	---	1.15	---	---	---	---	---	---	---	---
<b>EYDAP S.A. (CR)</b> (Contract Size: 100 Securities, Physical Delivery)																	
7.51	7.36	7.39	0.54%	March 2022	7.37	7.38	7.37	7.38	7.38	---	---	---	8.10	---	2	3	453
				June 2022	---	---	---	---	7.40	---	---	---	---	---	---	---	---
				September 2022	---	---	---	---	7.44	---	---	---	---	---	---	---	---
				December 2022	---	---	---	---	7.47	---	---	---	---	---	---	---	---

Derivatives notes

Fixing prices and final open positions can be retrieved from the following path <http://www.helex.gr/el/web/guest/statistics-end-of-day-derivatives>

Underlying Asset				Derivatives Market													
Price max	Price min	Closing price	change	Delivery Month	Open price	Price max	Price min	Last price	Closing price	Last Bid	Last Ask	Fixing price*	Life high	Life low	Trades	Volume	Open Interest
<b>FOURLIS (CR)</b>				(Contract Size: 100 Securities, Physical Delivery)													
4.295	4.25	4.27	0.12%	March 2022	4.29	4.29	4.26	4.26	4.26	---	---	---	4.53	---	21	44	3,281
				June 2022	---	---	---	---	4.33	---	---	---	4.14	---	---	---	50
				September 2022	---	---	---	---	4.31	---	---	---	---	---	---	---	---
				December 2022	---	---	---	---	4.34	---	---	---	---	---	---	---	---
<b>GEK TERNA (CR)</b>				(Contract Size: 100 Securities, Physical Delivery)													
9.42	9.22	9.42	1.29%	March 2022	9.27	9.38	9.25	9.38	9.38	---	---	---	10.10	---	5	14	6,858
				June 2022	---	---	---	---	9.37	---	---	---	9.56	---	---	---	205
				September 2022	---	---	---	---	9.41	---	---	---	---	---	---	---	---
				December 2022	---	---	---	---	9.46	---	---	---	---	---	---	---	---
<b>HELLENIC EXCHANGES-A.S.E. (CR)</b>				(Contract Size: 100 Securities, Physical Delivery)													
3.995	3.865	3.995	2.70%	March 2022	3.90	3.98	3.89	3.98	3.98	---	---	---	4.10	---	3	6	1,643
				June 2022	---	---	---	---	4.00	---	---	---	4.08	---	---	---	91
				September 2022	---	---	---	---	3.94	---	---	---	---	---	---	---	---
				December 2022	---	---	---	---	3.96	---	---	---	---	---	---	---	---
<b>HELLENIC PETROLEUM (CR)</b>				(Contract Size: 100 Securities, Physical Delivery)													
6.61	6.49	6.58	0.30%	March 2022	6.52	6.52	6.52	6.52	6.52	---	---	---	6.90	---	2	2	1,708
				June 2022	---	---	---	---	6.60	---	---	---	---	---	---	---	---
				September 2022	---	---	---	---	6.64	---	---	---	---	---	---	---	---
				December 2022	---	---	---	---	6.67	---	---	---	---	---	---	---	---
<b>INTRACOM HOLDINGS (CR)</b>				(Contract Size: 100 Securities, Physical Delivery)													
1.788	1.744	1.752	-0.91%	March 2022	1.77	1.79	1.75	1.76	1.76	---	---	---	2.14	---	32	137	8,383
				June 2022	1.81	1.81	1.73	1.78	1.78	---	---	---	1.92	---	4	20	157
				September 2022	---	---	---	---	1.79	---	---	---	---	---	---	---	---
				December 2022	---	---	---	---	1.80	---	---	---	---	---	---	---	---
<b>JUMBO SA (CR)</b>				(Contract Size: 100 Securities, Physical Delivery)													
13.49	13.18	13.41	0.98%	March 2022	13.45	13.47	13.23	13.47	13.47	---	---	---	14.38	---	16	99	1,325
				June 2022	---	---	---	---	13.48	---	---	---	13.94	---	---	---	3
				September 2022	---	---	---	---	13.44	---	---	---	---	---	---	---	---
				December 2022	---	---	---	---	13.50	---	---	---	---	---	---	---	---
<b>LAMDA DEVELOPMENT SA (CR)</b>				(Contract Size: 100 Securities, Physical Delivery)													
6.835	6.75	6.775	0.22%	March 2022	6.82	6.84	6.78	6.83	6.83	---	---	---	7.58	---	19	51	6,572
				June 2022	---	---	---	---	6.87	---	---	---	7.07	---	---	---	341
				September 2022	---	---	---	---	6.84	---	---	---	---	---	---	---	---
				December 2022	---	---	---	---	6.87	---	---	---	---	---	---	---	---

Derivatives notes

Fixing prices and final open positions can be retrieved from the following path <http://www.helex.gr/el/web/guest/statistics-end-of-day-derivatives>



Underlying Asset				Derivatives Market													
Price max	Price min	Closing price	change	Delivery Month	Open price	Price max	Price min	Last price	Closing price	Last Bid	Last Ask	Fixing price*	Life high	Life low	Trades	Volume	Open Interest
<b>MARFIN INVESTMENT GROUP (CR)</b>				(Contract Size: 100 Securities, Physical Delivery)													
0.035	0.0344	0.0345	-0.86%	March 2022	0.034	0.035	0.034	0.034	0.034	---	---	---	0.038	---	6	700	34,910
				June 2022	---	---	---	---	0.035	---	---	---	---	---	---	---	---
				September 2022	---	---	---	---	0.035	---	---	---	---	---	---	---	---
				December 2022	---	---	---	---	0.035	---	---	---	---	---	---	---	---
<b>MOTOR OIL (CR)</b>				(Contract Size: 100 Securities, Physical Delivery)													
14.07	13.97	14	0.22%	March 2022	14.07	14.07	14.06	14.07	14.07	---	---	---	15.55	---	4	4	2,532
				June 2022	---	---	---	---	14.06	---	---	---	---	---	---	---	---
				September 2022	---	---	---	---	14.13	---	---	---	---	---	---	---	---
				December 2022	---	---	---	---	14.20	---	---	---	---	---	---	---	---
<b>MYTILINEOS (CR)</b>				(Contract Size: 100 Securities, Physical Delivery)													
15.59	15.25	15.54	0.65%	March 2022	15.39	15.60	15.32	15.52	15.52	---	---	---	16.25	---	50	256	7,406
				June 2022	---	---	---	---	15.37	---	---	---	15.69	---	---	---	105
				September 2022	---	---	---	---	15.62	---	---	---	---	---	---	---	---
				December 2022	---	---	---	---	15.70	---	---	---	---	---	---	---	---
<b>NATIONAL BANK (CR)</b>				(Contract Size: 100 Securities, Physical Delivery)													
3.754	3.71	3.719	-0.80%	March 2022	3.75	3.75	3.70	3.71	3.71	---	---	---	3.83	---	132	2,441	20,896
				June 2022	---	---	---	---	3.75	---	---	---	3.79	---	---	---	202
				September 2022	---	---	---	---	3.79	---	---	---	---	---	---	---	---
				December 2022	---	---	---	---	3.81	---	---	---	---	---	---	---	---
<b>OPAP (CR)</b>				(Contract Size: 100 Securities, Physical Delivery)													
13.79	13.54	13.74	1.18%	March 2022	13.68	13.77	13.56	13.74	13.74	---	---	---	13.80	---	24	122	1,699
				June 2022	13.56	13.56	13.56	13.56	13.56	---	---	---	13.56	---	1	5	35
				September 2022	---	---	---	---	13.74	---	---	---	---	---	---	---	---
				December 2022	---	---	---	---	13.81	---	---	---	---	---	---	---	---
<b>OTE (CR)</b>				(Contract Size: 100 Securities, Physical Delivery)													
17.84	17.53	17.53	-1.74%	March 2022	17.76	17.78	17.58	17.59	17.59	---	---	---	17.94	---	18	43	1,095
				June 2022	---	---	---	---	17.96	---	---	---	---	---	---	---	---
				September 2022	---	---	---	---	18.05	---	---	---	---	---	---	---	---
				December 2022	---	---	---	---	18.14	---	---	---	---	---	---	---	---
<b>P.P.A. S.A. (CR)</b>				(Contract Size: 100 Securities, Physical Delivery)													
17.18	17.06	17.08	-0.70%	March 2022	17.10	17.10	17.06	17.06	17.06	---	---	---	18.15	---	4	4	717
				June 2022	---	---	---	---	17.31	---	---	---	---	---	---	---	---
				September 2022	---	---	---	---	17.40	---	---	---	---	---	---	---	---
				December 2022	---	---	---	---	17.49	---	---	---	---	---	---	---	---

Derivatives notes

Fixing prices and final open positions can be retrieved from the following path <http://www.helex.gr/el/web/guest/statistics-end-of-day-derivatives>

Underlying Asset				Derivatives Market													
Price max	Price min	Closing price	change	Delivery Month	Open price	Price max	Price min	Last price	Closing price	Last Bid	Last Ask	Fixing price*	Life high	Life low	Trades	Volume	Open Interest
<b>PIRAEUS FINANCIAL HOLD (CR)</b>																	
(Contract Size: 100 Securities, Physical Delivery)																	
1.575	1.538	1.564	1.03%	March 2022	1.54	1.57	1.54	1.57	1.57	---	---	---	1.72	---	125	2,200	45,772
				June 2022	1.52	1.52	1.52	1.52	1.52	---	---	---	1.68	---	1	1	1,003
				September 2022	---	---	---	---	1.57	---	---	---	---	---	---	---	---
				December 2022	---	---	---	---	1.57	---	---	---	---	---	---	---	---
<b>PPC (CR)</b>																	
(Contract Size: 100 Securities, Physical Delivery)																	
8.745	8.585	8.6	-1.43%	March 2022	8.75	8.78	8.62	8.62	8.62	---	---	---	10.69	---	51	261	20,500
				June 2022	8.75	8.75	8.70	8.70	8.70	---	---	---	9.47	---	5	65	89
				September 2022	---	---	---	---	8.83	---	---	---	---	---	---	---	---
				December 2022	---	---	---	---	8.87	---	---	---	---	---	---	---	---
<b>TERNA ENERGY (CR)</b>																	
(Contract Size: 100 Securities, Physical Delivery)																	
12.94	12.74	12.92	-0.16%	March 2022	12.93	12.93	12.93	12.93	12.93	---	---	---	13.89	---	1	2	1,952
				June 2022	---	---	---	---	12.95	---	---	---	13.09	---	---	---	202
				September 2022	---	---	---	---	13.09	---	---	---	---	---	---	---	---
				December 2022	---	---	---	---	13.16	---	---	---	---	---	---	---	---
<b>TITAN CEMENT (CB)</b>																	
(Contract Size: 100 Securities, Physical Delivery)																	
13.94	13.82	13.86	-0.43%	March 2022	13.86	13.86	13.79	13.79	13.79	---	---	---	15.10	---	5	25	1,558
				June 2022	---	---	---	---	14.24	---	---	---	14.58	---	---	---	34
				September 2022	---	---	---	---	14.08	---	---	---	---	---	---	---	---
				December 2022	---	---	---	---	14.15	---	---	---	---	---	---	---	---
<b>VIOHALCO SA/NV (CB)</b>																	
(Contract Size: 100 Securities, Physical Delivery)																	
4.68	4.58	4.67	1.85%	March 2022	4.67	4.67	4.61	4.67	4.67	---	---	---	5.15	---	14	78	9,345
				June 2022	---	---	---	---	4.68	---	---	---	5.31	---	---	---	2
				September 2022	---	---	---	---	4.64	---	---	---	---	---	---	---	---
				December 2022	---	---	---	---	4.66	---	---	---	---	---	---	---	---

Derivatives notes

Fixing prices and final open positions can be retrieved from the following path <http://www.helex.gr/el/web/guest/statistics-end-of-day-derivatives>

FTSE/Athex Large Cap

(Trade Unit: 1 Index Point x 2€ - Exercise Style: European, Cash Settlement)

Call Options														Put Options																			
February 2022							March 2022							Other Months		February 2022							March 2022							Other Months		Exercise Price	
Open price	Price max	Price min	Last price	Closing price	Volume	Open Interest	Open price	Price max	Price min	Last price	Closing price	Volume	Open Interest	Volume	Open Interest	Open price	Price max	Price min	Last price	Closing price	Volume	Open Interest	Open price	Price max	Price min	Last price	Closing price	Volume	Open Interest	Volume	Open Interest		
1,875	-	-	-	-	-	-	0.00	0.00	0.00	-	459.00	-	-			-	-	-	-	-	-	-	0.00	0.00	0.00	-	0.01	-	-			1,875	
1,900	0.00	0.00	0.00	-	-	-	0.00	0.00	0.00	-	434.00	-	-			0.00	0.00	0.00	-	1,901.00	-	-	0.00	0.00	0.00	-	0.02	-	-			1,900	
1,925	0.00	0.00	0.00	-	-	-	0.00	0.00	0.00	-	409.00	-	-			0.00	0.00	0.00	-	1,926.00	-	-	0.00	0.00	0.00	-	0.04	-	-			1,925	
1,950	0.00	0.00	0.00	-	-	-	0.00	0.00	0.00	-	384.00	-	-			0.00	0.00	0.00	-	1,951.00	-	-	0.00	0.00	0.00	-	0.08	-	-			1,950	
1,975	0.00	0.00	0.00	-	-	-	0.00	0.00	0.00	-	359.00	-	-			0.00	0.00	0.00	-	1,976.00	-	-	0.00	0.00	0.00	-	0.16	-	-			1,975	
2,000	0.00	0.00	0.00	-	-	-	0.00	0.00	0.00	-	334.00	-	-			0.00	0.00	0.00	-	2,001.00	-	-	0.00	0.00	0.00	-	0.30	-	-			2,000	
2,050	0.00	0.00	0.00	-	-	-	0.00	0.00	0.00	-	285.00	-	-			0.00	0.00	0.00	-	2,051.00	-	-	0.00	0.00	0.00	-	0.95	-	-			2,050	
2,100	0.00	0.00	0.00	-	-	-	60	0.00	0.00	0.00	-	237.00	-	-			0.00	0.00	0.00	-	2,101.00	-	51	0.00	0.00	0.00	-	2.60	-	-			2,100
2,150	0.00	0.00	0.00	-	-	-	-	0.00	0.00	0.00	-	190.00	-	-			0.00	0.00	0.00	-	2,151.00	-	59	0.00	0.00	0.00	-	6.20	-	20			2,150
2,200	0.00	0.00	0.00	-	-	-	26	0.00	0.00	0.00	-	147.00	-	-			0.00	0.00	0.00	-	2,201.00	-	106	0.00	0.00	0.00	-	13.00	-	-			2,200
2,250	0.00	0.00	0.00	-	-	-	21	0.00	0.00	0.00	-	109.00	-	1			0.00	0.00	0.00	-	2,251.00	-	154	0.00	0.00	0.00	-	24.75	-	60			2,250
2,300	0.00	0.00	0.00	-	-	-	540	0.00	0.00	0.00	-	76.50	-	3			0.00	0.00	0.00	-	2,301.00	-	140	0.00	0.00	0.00	-	42.25	-	100			2,300
2,350	0.00	0.00	0.00	-	-	-	56	50.00	50.00	50.00	50.00	50.00	2	66			0.00	0.00	0.00	-	2,351.00	-	46	0.00	0.00	0.00	-	66.50	-	101			2,350
2,400	0.00	0.00	0.00	-	-	-	5	30.00	30.00	30.00	30.00	30.00	1	20			0.00	0.00	0.00	-	2,401.00	-	10	0.00	0.00	0.00	-	97.50	-	20			2,400
2,450	0.00	0.00	0.00	-	-	-	-	0.00	0.00	0.00	-	19.00	-	20			0.00	0.00	0.00	-	2,451.00	-	-	0.00	0.00	0.00	-	134.00	-	-			2,450
2,500	0.00	0.00	0.00	-	-	-	-	0.00	0.00	0.00	-	10.50	-	-			0.00	0.00	0.00	-	2,501.00	-	-	0.00	0.00	0.00	-	176.00	-	-			2,500
2,550	0.00	0.00	0.00	-	-	-	-	0.00	0.00	0.00	-	5.50	-	-			0.00	0.00	0.00	-	2,551.00	-	-	0.00	0.00	0.00	-	221.00	-	-			2,550
2,600	0.00	0.00	0.00	-	-	-	-	0.00	0.00	0.00	-	2.70	-	-			0.00	0.00	0.00	-	2,601.00	-	-	0.00	0.00	0.00	-	268.00	-	-			2,600
2,650	-	-	-	-	-	-	-	0.00	0.00	0.00	-	1.20	-	-			-	-	-	-	-	-	-	0.00	0.00	0.00	-	316.00	-	-			2,650
Totals:						0	708					3	110	0	0							0	566					0	301	0	0		
Number of Trades:						0						3		0								0						0		0			

ALPHA SERVICES HOLD (CR)

(Contract Size: 100 Securities, Exercise Style: American, Physical Delivery)

Call Options														Put Options																		
February 2022							March 2022							Other Months		February 2022							March 2022							Other Months		Exercise Price
Open price	Price max	Price min	Last price	Closing price	Volume	Open Interest	Open price	Price max	Price min	Last price	Closing price	Volume	Open Interest	Volume	Open Interest	Open price	Price max	Price min	Last price	Closing price	Volume	Open Interest	Open price	Price max	Price min	Last price	Closing price	Volume	Open Interest	Volume	Open Interest	
0.650					-	-	0.000	0.000	0.000		0.741	-	-			-	-	0.000	0.000	0.000		0.001	-	-								0.007
0.700					-	-	0.000	0.000	0.000		0.691	-	-			-	-	0.000	0.000	0.000		0.001	-	-								0.007
0.750	0.000	0.000	0.000		-	-	0.000	0.000	0.000		0.641	-	-			0.000	0.000	0.000	1.75	-	-		0.001	-	-							0.008
0.800	0.000	0.000	0.000		-	-	0.000	0.000	0.000		0.591	-	-			0.000	0.000	0.000	1.80	-	-		0.001	-	-							0.008
0.850	0.000	0.000	0.000		-	-	0.000	0.000	0.000		0.541	-	-			0.000	0.000	0.000	1.85	-	-		0.001	-	-							0.009
0.900	0.000	0.000	0.000		-	-	0.000	0.000	0.000		0.491	-	-			0.000	0.000	0.000	1.90	-	-		0.001	-	-							0.009
0.950	0.000	0.000	0.000		-	-	0.000	0.000	0.000		0.442	-	-			0.000	0.000	0.000	1.95	-	-		0.001	-	-							0.010
1.000	0.000	0.000	0.000		-	-	0.000	0.000	0.000		0.392	-	-			0.000	0.000	0.000	2.00	-	-		0.001	-	-							0.010
1.100	0.000	0.000	0.000		-	-	0.000	0.000	0.000		0.293	-	-			0.000	0.000	0.000	2.10	-	-		0.001	-	-							0.011
1.200	0.000	0.000	0.000		-	-	0.000	0.000	0.000		0.198	-	-			0.000	0.000	0.000	2.20	-	-		0.006	-	-							0.012
1.300	0.000	0.000	0.000		-	-	0.000	0.000	0.000		0.116	-	250			0.000	0.000	0.000	2.30	-	-		0.024	-	-							0.013
1.400	0.000	0.000	0.000		-	-	0.000	0.000	0.000		0.057	-	-			0.000	0.000	0.000	2.40	-	-		0.065	-	-							0.014
1.500	0.000	0.000	0.000		-	-	0.000	0.000	0.000		0.024	-	-			0.000	0.000	0.000	2.50	-	-		0.131	-	-							0.015
1.600	0.000	0.000	0.000		-	-	0.000	0.000	0.000		0.008	-	-			0.000	0.000	0.000	2.60	-	-		0.216	-	-							0.016
1.700	0.000	0.000	0.000		-	-	0.000	0.000	0.000		0.002	-	-			0.000	0.000	0.000	2.70	-	-		0.311	-	-							0.017
1.800	0.000	0.000	0.000		-	-	0.000	0.000	0.000		0.001	-	-			0.000	0.000	0.000	2.80	-	-		0.410	-	-							0.018
1.900	0.000	0.000	0.000		-	-	0.000	0.000	0.000		0.001	-	-			0.000	0.000	0.000	2.90	-	-		0.510	-	-							0.019
Totals:					0	0							0	250		0	0															
Number of Trades:					0								0			0	0															

NATIONAL BANK (CR)

(Contract Size: 100 Securities, Exercise Style: American, Physical Delivery)

Call Options															Put Options																				
February 2022							March 2022							Other Months		February 2022						March 2022						Other Months		Exercise Price					
Exercise Price	Open price	Price max	Price min	Last price	Closing price	Volume	Open Interest	Open price	Price max	Price min	Last price	Closing price	Volume	Open Interest	Volume	Open Interest	Open price	Price max	Price min	Last price	Closing price	Volume	Open Interest	Open price	Price max	Price min	Last price	Closing price	Volume		Open Interest	Volume	Open Interest		
1.600						-	-	0.000	0.000	0.000		2.15	-	-																				0.016	
1.700						-	-	0.000	0.000	0.000		2.05	-	-																				0.017	
1.800	0.000	0.000	0.000			-	-	0.000	0.000	0.000		1.95	-	-			0.000	0.000	0.000		2.80	-	-		0.000	0.000	0.000		0.001	-	-			0.018	
1.900	0.000	0.000	0.000			-	-	0.000	0.000	0.000		1.85	-	-			0.000	0.000	0.000		2.90	-	-		0.000	0.000	0.000		0.001	-	-			0.019	
2.000	0.000	0.000	0.000			-	-	0.000	0.000	0.000		1.75	-	-			0.000	0.000	0.000		3.00	-	-		0.000	0.000	0.000		0.001	-	-			0.020	
2.200	0.000	0.000	0.000			-	-	0.000	0.000	0.000		1.55	-	-			0.000	0.000	0.000		3.20	-	-		0.000	0.000	0.000		0.001	-	-			0.022	
2.400	0.000	0.000	0.000			-	-	0.000	0.000	0.000		1.35	-	-			0.000	0.000	0.000		3.40	-	-		0.000	0.000	0.000		0.001	-	-			0.024	
2.600	0.000	0.000	0.000			-	-	0.000	0.000	0.000		1.15	-	-			0.000	0.000	0.000		3.60	-	-		0.000	0.000	0.000		0.001	-	-			0.026	
2.800	0.000	0.000	0.000			-	-	0.000	0.000	0.000		0.955	-	-			0.000	0.000	0.000		3.80	-	-		0.000	0.000	0.000		0.001	-	-			0.028	
3.000	0.000	0.000	0.000			-	-	0.000	0.000	0.000		0.756	-	-			0.000	0.000	0.000		4.00	-	-		0.000	0.000	0.000		0.001	-	-			0.030	
3.200	0.000	0.000	0.000			-	-	0.000	0.000	0.000		0.562	-	-			0.000	0.000	0.000		4.20	-	-		0.000	0.000	0.000		0.007	-	-			0.032	
3.400	0.000	0.000	0.000			-	-	0.000	0.000	0.000		0.383	-	-			0.000	0.000	0.000		4.40	-	-		0.000	0.000	0.000		0.027	-	-			0.034	
3.600	0.000	0.000	0.000			-	-	0.000	0.000	0.000		0.233	-	-			0.000	0.000	0.000		4.60	-	-		0.000	0.000	0.000		0.078	-	-			0.036	
3.800	0.000	0.000	0.000			-	-	0.000	0.000	0.000		0.125	-	-			0.000	0.000	0.000		4.80	-	-		0.000	0.000	0.000		0.170	-	-			0.038	
4.000	0.000	0.000	0.000			-	-	0.000	0.000	0.000		0.058	-	-			0.000	0.000	0.000		5.00	-	-		0.000	0.000	0.000		0.303	-	-			0.040	
4.400	0.000	0.000	0.000			-	-	0.000	0.000	0.000		0.008	-	-			0.000	0.000	0.000		5.40	-	-		0.000	0.000	0.000		0.654	-	-			0.044	
4.800	0.000	0.000	0.000			-	-	0.000	0.000	0.000		0.001	-	-			0.000	0.000	0.000		5.80	-	-		0.000	0.000	0.000		1.05	-	-			0.048	
5.200	0.000	0.000	0.000			-	-	0.000	0.000	0.000		0.001	-	-			0.000	0.000	0.000		6.20	-	-		0.000	0.000	0.000		1.45	-	-			0.052	
5.600	0.000	0.000	0.000			-	-	0.000	0.000	0.000		0.001	-	-			0.000	0.000	0.000		6.60	-	-		0.000	0.000	0.000		1.85	-	-			0.056	
Totals:						0	0						0	0	0							0	0									0	300	0	0
Number of Trades:						0							0	0	0								0.00										0	0	

OPAP (CR)

(Contract Size: 100 Securities, Exercise Style: American, Physical Delivery)

Call Options														Put Options																			
February 2022							March 2022							Other Months		February 2022							March 2022							Other Months		Exercise Price	
Open price	Price max	Price min	Last price	Closing price	Volume	Open Interest	Open price	Price max	Price min	Last price	Closing price	Volume	Open Interest	Volume	Open Interest	Open price	Price max	Price min	Last price	Closing price	Volume	Open Interest	Open price	Price max	Price min	Last price	Closing price	Volume	Open Interest	Volume	Open Interest		
8.400					-	-	0.000	0.000	0.000		5.19	-	-			0.000	0.000	0.000				-	-	0.000	0.000	0.000		0.001	-	-			0.084
8.800	0.000	0.000	0.000		-	-	0.000	0.000	0.000		4.79	-	-			0.000	0.000	0.000		9.80	-	-	0.000	0.000	0.000		0.001	-	-			0.088	
9.200	0.000	0.000	0.000		-	-	0.000	0.000	0.000		4.39	-	-			0.000	0.000	0.000		10.20	-	-	0.000	0.000	0.000		0.001	-	-			0.092	
9.600	0.000	0.000	0.000		-	-	0.000	0.000	0.000		4.00	-	-			0.000	0.000	0.000		10.60	-	-	0.000	0.000	0.000		0.001	-	-			0.096	
10.000	0.000	0.000	0.000		-	-	0.000	0.000	0.000		3.60	-	-			0.000	0.000	0.000		11.00	-	-	0.000	0.000	0.000		0.001	-	-			0.100	
11.000	0.000	0.000	0.000		-	-	0.000	0.000	0.000		2.60	-	-			0.000	0.000	0.000		12.00	-	5	0.000	0.000	0.000		0.001	-	-			0.110	
12.000	0.000	0.000	0.000		-	5	0.000	0.000	0.000		1.61	-	-			0.000	0.000	0.000		13.00	-	6	0.000	0.000	0.000		0.014	-	-			0.120	
13.000	0.000	0.000	0.000		-	16	0.000	0.000	0.000		0.750	-	-			0.000	0.000	0.000		14.00	-	-	0.000	0.000	0.000		0.150	-	-			0.130	
14.000	0.000	0.000	0.000		-	5	0.000	0.000	0.000		0.225	-	11			0.000	0.000	0.000		15.00	-	-	0.000	0.000	0.000		0.625	-	-			0.140	
15.000	0.000	0.000	0.000		-	-	0.000	0.000	0.000		0.038	-	-			0.000	0.000	0.000		16.00	-	-	0.000	0.000	0.000		1.44	-	-			0.150	
16.000	0.000	0.000	0.000		-	-	0.000	0.000	0.000		0.004	-	-			0.000	0.000	0.000		17.00	-	-	0.000	0.000	0.000		2.42	-	-			0.160	
17.000	0.000	0.000	0.000		-	-	0.000	0.000	0.000		0.001	-	-			0.000	0.000	0.000		18.00	-	-	0.000	0.000	0.000		3.42	-	-			0.170	
18.000	0.000	0.000	0.000		-	-	0.000	0.000	0.000		0.001	-	-			0.000	0.000	0.000		19.00	-	-	0.000	0.000	0.000		4.42	-	-			0.180	
19.000	0.000	0.000	0.000		-	-	0.000	0.000	0.000		0.002	-	-			0.000	0.000	0.000		20.00	-	-	0.000	0.000	0.000		5.42	-	-			0.190	
Totals:					0	26						0	11	0	0						0	11					0	20	0	0			
Number of Trades:					0							0		0							0.00						0		0				

OTE (CR)

(Contract Size: 100 Securities, Exercise Style: American, Physical Delivery)

Call Options														Put Options																		
February 2022							March 2022							Other Months		February 2022							March 2022							Other Months		Exercise Price
Open price	Price max	Price min	Last price	Closing price	Volume	Open Interest	Open price	Price max	Price min	Last price	Closing price	Volume	Open Interest	Volume	Open Interest	Open price	Price max	Price min	Last price	Closing price	Volume	Open Interest	Open price	Price max	Price min	Last price	Closing price	Volume	Open Interest	Volume	Open Interest	
9.200					-	-	0.000	0.000	0.000		8.65	-	-			-	-	0.000	0.000	0.000		0.001	-	-								0.092
9.600					-	-	0.000	0.000	0.000		8.26	-	-			-	-	0.000	0.000	0.000		0.001	-	-								0.096
10.000	0.000	0.000	0.000		-	-	0.000	0.000	0.000		7.86	-	-			0.000	0.000	0.000		11.00	-	-	0.000	0.000	0.000		0.001	-	-		0.100	
11.000	0.000	0.000	0.000		-	-	0.000	0.000	0.000		6.86	-	-			0.000	0.000	0.000		12.00	-	-	0.000	0.000	0.000		0.001	-	-		0.110	
12.000	0.000	0.000	0.000		-	-	0.000	0.000	0.000		5.86	-	-			0.000	0.000	0.000		13.00	-	-	0.000	0.000	0.000		0.001	-	-		0.120	
13.000	0.000	0.000	0.000		-	-	0.000	0.000	0.000		4.86	-	-			0.000	0.000	0.000		14.00	-	-	0.000	0.000	0.000		0.001	-	-		0.130	
14.000	0.000	0.000	0.000		-	-	0.000	0.000	0.000		3.86	-	-			0.000	0.000	0.000		15.00	-	-	0.000	0.000	0.000		0.001	-	-		0.140	
15.000	0.000	0.000	0.000		-	-	0.000	0.000	0.000		2.87	-	-			0.000	0.000	0.000		16.00	-	-	0.000	0.000	0.000		0.002	-	-		0.150	
16.000	0.000	0.000	0.000		-	-	0.000	0.000	0.000		1.89	-	-			0.000	0.000	0.000		17.00	-	50	0.000	0.000	0.000		0.026	-	-		0.160	
17.000	0.000	0.000	0.000		-	21	0.000	0.000	0.000		1.03	-	30			0.000	0.000	0.000		18.00	-	5	0.000	0.000	0.000		0.165	-	-		0.170	
18.000	0.000	0.000	0.000		-	10	0.000	0.000	0.000		0.430	-	2			0.000	0.000	0.000		19.00	-	-	0.000	0.000	0.000		0.563	-	-		0.180	
19.000	0.000	0.000	0.000		-	-	0.000	0.000	0.000		0.128	-	10			0.000	0.000	0.000		20.00	-	-	0.000	0.000	0.000		1.26	-	-		0.190	
20.000	0.000	0.000	0.000		-	-	0.000	0.000	0.000		0.026	-	-			0.000	0.000	0.000		21.00	-	-	0.000	0.000	0.000		2.17	-	-		0.200	
22.000	0.000	0.000	0.000		-	-	0.000	0.000	0.000		0.001	-	-			0.000	0.000	0.000		23.00	-	-	0.000	0.000	0.000		4.16	-	-		0.220	
24.000	0.000	0.000	0.000		-	-	0.000	0.000	0.000		0.001	-	-			0.000	0.000	0.000		25.00	-	-	0.000	0.000	0.000		6.16	-	-		0.240	
26.000	0.000	0.000	0.000		-	-	0.000	0.000	0.000		0.001	-	-			0.000	0.000	0.000		27.00	-	-	0.000	0.000	0.000		8.16	-	-		0.260	
Totals:					0	31						0	42		0	0					0	55					0	0		0	0	0
Number of Trades:					0							0			0						0.00						0			0		

## PIRAEUS FINANCIAL HOLD (CR)

(Contract Size: 100 Securities, Exercise Style: American, Physical Delivery)

Call Options														Put Options																		
February 2022							March 2022							Other Months		February 2022							March 2022							Other Months		Exercise Price
Open price	Price max	Price min	Last price	Closing price	Volume	Open Interest	Open price	Price max	Price min	Last price	Closing price	Volume	Open Interest	Volume	Open Interest	Open price	Price max	Price min	Last price	Closing price	Volume	Open Interest	Open price	Price max	Price min	Last price	Closing price	Volume	Open Interest	Volume	Open Interest	
0.150					-	-	0.000	0.000	0.000		1.40	-	-			-	-	0.000	0.000	0.000		0.072	-	-							0.002	
0.200					-	-	0.000	0.000	0.000		1.35	-	-			-	-	0.000	0.000	0.000		0.001	-	-							0.002	
0.250					-	-	0.000	0.000	0.000		1.30	-	-			-	-	0.000	0.000	0.000		0.001	-	-							0.003	
0.300					-	-	0.000	0.000	0.000		1.25	-	-			-	-	0.000	0.000	0.000		0.001	-	-							0.003	
0.350					-	-	0.000	0.000	0.000		1.20	-	-			-	-	0.000	0.000	0.000		0.002	-	-							0.004	
0.400					-	-	0.000	0.000	0.000		1.15	-	-			-	-	0.000	0.000	0.000		0.001	-	-							0.004	
0.450					-	-	0.000	0.000	0.000		1.10	-	-			-	-	0.000	0.000	0.000		0.001	-	-							0.005	
0.500					-	-	0.000	0.000	0.000		1.05	-	-			-	-	0.000	0.000	0.000		0.001	-	-							0.005	
0.550					-	-	0.000	0.000	0.000		1.00	-	-			-	-	0.000	0.000	0.000		0.001	-	-							0.006	
0.600					-	-	0.000	0.000	0.000		0.951	-	-			-	-	0.000	0.000	0.000		0.001	-	-							0.006	
0.650					-	-	0.000	0.000	0.000		0.901	-	-			-	-	0.000	0.000	0.000		0.003	-	-							0.007	
0.700					-	-	0.000	0.000	0.000		0.851	-	-			-	-	0.000	0.000	0.000		0.001	-	-							0.007	
0.750					-	-	0.000	0.000	0.000		0.801	-	-			-	-	0.000	0.000	0.000		0.001	-	-							0.008	
0.800					-	-	0.000	0.000	0.000		0.751	-	-			-	-	0.000	0.000	0.000		0.001	-	-							0.008	
0.900	0.000	0.000	0.000		-	-	0.000	0.000	0.000		0.651	-	-			0.000	0.000	0.000		1.90	-	-	0.000	0.000	0.000		0.001	-	-		0.009	
0.950	0.000	0.000	0.000		-	-	0.000	0.000	0.000		0.602	-	-			0.000	0.000	0.000		1.95	-	-	0.000	0.000	0.000		0.001	-	-		0.010	
1.000	0.000	0.000	0.000		-	-	0.000	0.000	0.000		0.552	-	-			0.000	0.000	0.000		2.00	-	-	0.000	0.000	0.000		0.001	-	-		0.010	
1.100	0.000	0.000	0.000		-	-	0.000	0.000	0.000		0.452	-	-			0.000	0.000	0.000		2.10	-	-	0.000	0.000	0.000		0.001	-	-		0.011	
1.200	0.000	0.000	0.000		-	-	0.000	0.000	0.000		0.353	-	-			0.000	0.000	0.000		2.20	-	-	0.000	0.000	0.000		0.001	-	-		0.012	
1.300	0.000	0.000	0.000		-	-	0.000	0.000	0.000		0.257	-	-			0.000	0.000	0.000		2.30	-	-	0.000	0.000	0.000		0.005	-	-		0.013	
1.400	0.000	0.000	0.000		-	-	0.000	0.000	0.000		0.170	-	-			0.000	0.000	0.000		2.40	-	-	0.000	0.000	0.000		0.018	-	-		0.014	
1.500	0.000	0.000	0.000		-	-	0.000	0.000	0.000		0.100	-	5			0.000	0.000	0.000		2.50	-	-	0.000	0.000	0.000		0.048	-	-		0.015	
1.600	0.000	0.000	0.000		-	-	0.000	0.000	0.000		0.052	-	6			0.000	0.000	0.000		2.60	-	-	0.000	0.000	0.000		0.100	-	-		0.016	
1.700	0.000	0.000	0.000		-	-	0.000	0.000	0.000		0.024	-	-			0.000	0.000	0.000		2.70	-	-	0.000	0.000	0.000		0.172	-	-		0.017	
1.800	0.000	0.000	0.000		-	-	0.000	0.000	0.000		0.010	-	-			0.000	0.000	0.000		2.80	-	-	0.000	0.000	0.000		0.258	-	-		0.018	
1.900	0.000	0.000	0.000		-	-	0.000	0.000	0.000		0.003	-	-			0.000	0.000	0.000		2.90	-	-	0.000	0.000	0.000		0.352	-	-		0.019	
2.000	0.000	0.000	0.000		-	-	0.000	0.000	0.000		0.001	-	-			0.000	0.000	0.000		3.00	-	-	0.000	0.000	0.000		0.450	-	-		0.020	
2.200	0.000	0.000	0.000		-	-	0.000	0.000	0.000		0.001	-	-			0.000	0.000	0.000		3.20	-	-	0.000	0.000	0.000		0.650	-	-		0.022	
2.400	0.000	0.000	0.000		-	-	0.000	0.000	0.000		0.006	-	-			0.000	0.000	0.000		3.40	-	-	0.000	0.000	0.000		0.850	-	-		0.024	
2.600					-	-	0.000	0.000	0.000		0.002	-	-			-	-	0.000	0.000	0.000		1.05	-	-						0.026		
2.800					-	-	0.000	0.000	0.000		0.001	-	-			-	-	0.000	0.000	0.000		1.25	-	-						0.028		
3.000					-	-	0.000	0.000	0.000		0.001	-	-			-	-	0.000	0.000	0.000		1.45	-	-						0.030		
3.200					-	-	0.000	0.000	0.000		0.005	-	-			-	-	0.000	0.000	0.000		1.65	-	-						0.032		
3.400					-	-	0.000	0.000	0.000		0.003	-	-			-	-	0.000	0.000	0.000		1.85	-	-						0.034		
3.600					-	-	0.000	0.000	0.000		0.002	-	-			-	-	0.000	0.000	0.000		2.05	-	-						0.036		
3.800					-	-	0.000	0.000	0.000		0.001	-	-			-	-	0.000	0.000	0.000		2.25	-	-						0.038		



PIRAEUS FINANCIAL HOLD (CR)

(Contract Size: 100 Securities, Exercise Style: American, Physical Delivery)

Call Options														Put Options																			
February 2022							March 2022							Other Months		February 2022							March 2022							Other Months		Exercise Price	
Open price	Price max	Price min	Last price	Closing price	Volume	Open Interest	Open price	Price max	Price min	Last price	Closing price	Volume	Open Interest	Volume	Open Interest	Open price	Price max	Price min	Last price	Closing price	Volume	Open Interest	Open price	Price max	Price min	Last price	Closing price	Volume	Open Interest	Volume	Open Interest		
4.000					-	-	0.000	0.000	0.000		0.001	-	-			-	-	0.000	0.000	0.000		2.45	-	-								0.040	
4.400					-	-	0.000	0.000	0.000		0.001	-	-			-	-	0.000	0.000	0.000		2.85	-	-								0.044	
4.800					-	-	0.000	0.000	0.000		0.001	-	-			-	-	0.000	0.000	0.000		3.25	-	-								0.048	
5.200					-	-	0.000	0.000	0.000		0.001	-	-			-	-	0.000	0.000	0.000		3.65	-	-								0.052	
5.600					-	-	0.000	0.000	0.000		0.001	-	-			-	-	0.000	0.000	0.000		4.05	-	-								0.056	
6.000					-	-	0.000	0.000	0.000		0.001	-	-			-	-	0.000	0.000	0.000		4.45	-	-								0.060	
6.400					-	-	0.000	0.000	0.000		0.001	-	-			-	-	0.000	0.000	0.000		4.85	-	-								0.064	
6.800					-	-	0.000	0.000	0.000		0.001	-	-			-	-	0.000	0.000	0.000		5.25	-	-								0.068	
Totals:					0	0						0	11		0	0						0	0						0	0		0	0
Number of Trades:					0							0			0		0.00						0						0		0		

PPC (CR)

(Contract Size: 100 Securities, Exercise Style: American, Physical Delivery)

Call Options														Put Options																				
February 2022							March 2022							Other Months		February 2022							March 2022							Other Months		Exercise Price		
Open price	Price max	Price min	Last price	Closing price	Volume	Open Interest	Open price	Price max	Price min	Last price	Closing price	Volume	Open Interest	Volume	Open Interest	Open price	Price max	Price min	Last price	Closing price	Volume	Open Interest	Open price	Price max	Price min	Last price	Closing price	Volume	Open Interest	Volume	Open Interest			
6.000					-	-	0.000	0.000	0.000		2.74	-	-			0.000	0.000	0.000		0.001	-	-			0.000	0.000	0.000		0.001	-	-			0.060
6.400	0.000	0.000	0.000		-	-	0.000	0.000	0.000		2.34	-	-			0.000	0.000	0.000		7.40	-	-			0.000	0.000	0.000		0.001	-	-			0.064
6.800	0.000	0.000	0.000		-	-	0.000	0.000	0.000		1.94	-	-			0.000	0.000	0.000		7.80	-	-			0.000	0.000	0.000		0.002	-	-			0.068
7.200	0.000	0.000	0.000		-	-	0.000	0.000	0.000		1.55	-	-			0.000	0.000	0.000		8.20	-	-			0.000	0.000	0.000		0.011	-	-			0.072
7.600	0.000	0.000	0.000		-	-	0.000	0.000	0.000		1.18	-	-			0.000	0.000	0.000		8.60	-	-			0.000	0.000	0.000		0.039	-	-			0.076
8.000	0.000	0.000	0.000		-	-	0.000	0.000	0.000		0.843	-	-			0.000	0.000	0.000		9.00	-	-			0.000	0.000	0.000		0.100	-	-			0.080
8.400	0.000	0.000	0.000		-	10	0.000	0.000	0.000		0.562	-	-			0.000	0.000	0.000		9.40	-	2			0.000	0.000	0.000		0.219	-	-			0.084
8.800	0.000	0.000	0.000		-	190	0.000	0.000	0.000		0.346	-	5			0.000	0.000	0.000		9.80	-	6			0.000	0.000	0.000		0.403	-	-			0.088
9.200	0.000	0.000	0.000		-	70	0.000	0.000	0.000		0.197	-	11			0.000	0.000	0.000		10.20	-	5			0.000	0.000	0.000		0.654	-	-			0.092
9.600	0.000	0.000	0.000		-	55	0.000	0.000	0.000		0.102	-	-			0.000	0.000	0.000		10.60	-	5			0.000	0.000	0.000		0.960	-	-			0.096
10.000	0.000	0.000	0.000		-	-	0.000	0.000	0.000		0.050	-	-			0.000	0.000	0.000		11.00	-	-			0.000	0.000	0.000		1.31	-	-			0.100
11.000	0.000	0.000	0.000		-	-	0.000	0.000	0.000		0.006	-	-			0.000	0.000	0.000		12.00	-	-			0.000	0.000	0.000		2.27	-	-			0.110
12.000	0.000	0.000	0.000		-	-	0.000	0.000	0.000		0.001	-	-			0.000	0.000	0.000		13.00	-	-			0.000	0.000	0.000		3.27	-	-			0.120
13.000	0.000	0.000	0.000		-	-	0.000	0.000	0.000		0.001	-	-			0.000	0.000	0.000		14.00	-	-			0.000	0.000	0.000		4.27	-	-			0.130
14.000	0.000	0.000	0.000		-	-	0.000	0.000	0.000		0.001	-	-			0.000	0.000	0.000		15.00	-	-			0.000	0.000	0.000		5.27	-	-			0.140
15.000	0.000	0.000	0.000		-	-	0.000	0.000	0.000		0.001	-	-			0.000	0.000	0.000		16.00	-	-			0.000	0.000	0.000		6.27	-	-			0.150
16.000					-	-	0.000	0.000	0.000		0.001	-	-												0.000	0.000	0.000		7.27	-	-			0.160
Totals:					0	325						0	16	0	0						0	18						0	35	0	0			
Number of Trades:					0							0		0								0.00						0		0				

Lending Products	Underlying Title	Multilateral Transactions[1]					Bilateral Transactions[2]		Stock Borrowing through OTC (volume)[3]
		Open Interest[5]	Volume(Offered)	Average Weighted	Transactions volume	Average Weighted	Transactions Volume	Average Weighted	Transactions Volume
ADMIEBOR	ADMIE (IPTO) HOLDING S.A. (CR)	---	---	---	---	---	---	1,977,302	
AEGNBOR	AEGEAN AIRLINES (CR)	6,363	---	---	---	---	---	21,619	
ALPHABOR	ALPHA SERVICES HOLD (CR)	327,373	---	---	200	2.65%	---	66,734,858	
ALMYBOR	ALUMIL (CR)	---	---	---	---	---	---	---	
EEEBOR	CC HBC AG (CR)	9,959	---	---	---	---	---	70,546	
CENERBOR	CENERGY HOLDINGS (CB)	---	---	---	---	---	---	---	
ELLAKTORBOR	ELLAKTOR (CR)	11,000	---	---	---	---	---	9,870	
EUROBBOR	EUROBANK HOLDINGS (CR)	44,700	---	---	40,000	3.46%	---	47,049,130	
EYDAPBOR	EYDAP S.A. (CR)	3,313	---	---	---	---	---	642,117	
FFGRPBOR	FOLLI FOLLIE (CR)	---	---	---	---	---	---	900,530	
FOYRKBOR	FOURLIS (CR)	---	---	---	---	---	---	22,250	
GEKTERNABOR	GEK TERNA (CR)	---	---	---	---	---	---	4,293	
SARBOR	GR. SARANTIS S.A. (CR)	---	---	---	---	---	---	8,577	
EXAEBOR	HELLENIC EXCHANGES-A.S.E. (CR)	3,000	---	---	---	---	---	155,601	
ELPEBOR	HELLENIC PETROLEUM (CR)	1,385	---	---	---	---	---	63,410	
INTRKBOR	INTRACOM HOLDINGS (CR)	---	---	---	---	---	---	---	
BELABOR	JUMBO SA (CR)	1,533	---	---	---	---	---	510,302	
LAMDABOR	LAMDA DEVELOPMENT SA (CR)	2,500	---	---	---	---	---	---	
MIGBOR	MARFIN INVESTMENT GROUP (CR)	---	---	---	---	---	---	794,474	
MOHBOR	MOTOR OIL (CR)	10,700	---	---	22,522	4.50%	---	566,498	
MYTILBOR	MYTILINEOS (CR)	26,000	---	---	---	---	---	496,623	
ETEBOR	NATIONAL BANK (CR)	61,494	---	---	---	---	---	6,727,499	
OPAPBOR	OPAP (CR)	24,500	---	---	---	---	---	1,333,004	
HTOBOR	OTE (CR)	105,603	---	---	---	---	---	3,066,658	
PPABOR	P.P.A. S.A. (CR)	964	---	---	---	---	---	66,287	
TPEIRBOR	PIRAEUS FINANCIAL HOLD (CR)	60,943	---	---	---	---	---	5,796,589	
PLAISBOR	PLAISIO COMPUTERS SA (CR)	---	---	---	---	---	---	100	
PPCBOR	PPC (CR)	2,000	---	---	---	---	---	2,123,805	
QUALBOR	QUALITY & RELIABILITY SA (CR)	---	---	---	---	---	---	---	
QUESTBOR	QUEST HOLDINGS (CR)	---	---	---	---	---	---	1,308	
TENERGYBOR	TERNA ENERGY (CR)	20,801	---	---	---	---	---	174,880	

## Stock Lending Notes

[1] - Multilateral contracts Lending or Borrowing as per Methods 8-1, 8-2 and 8-3-3 (According to ATHEX BoD Resolution No.17)

[2] - Bilateral Contracts Lending or Borrowing as per Methods 8-3-1 and 8-3-2 (According to ATHEX BoD Resolution No.20 )

[3] - The information concerning OTC Stock Borrowing Transactions is based on the statements of the Dematerialised Securities System (DSS) operators involved and refers to volumes that have been registered up until the previous working day.

[4] - Average Price (Volume weighted)

[5] - The Data concerning Open Interest before the start of trading session

Lending Products	Underlying Title	Open Interest[5]	Multilateral Transactions[1]				Bilateral Transactions[2]		Stock Borrowing through OTC (volume)[3]	
			Volume(Offered)	Average Weighted	Transactions volume	Average Weighted	Transactions Volume	Average Weighted	Transactions Volume	
TITCBOR	TITAN CEMENT (CB)	4,000	---	---	---	---	---	---	223,079	
VIOBOR	VIOHALCO SA/IV (CB)	6,547	---	---	---	---	---	---	---	

#### Stock Lending Notes

[1] - Multilateral contracts Lending or Borrowing as per Methods 8-1, 8-2 and 8-3-3 (According to ATHEX BoD Resolution No.17)

[2] - Bilateral Contracts Lending or Borrowing as per Methods 8-3-1 and 8-3-2 (According to ATHEX BoD Resolution No.20 )

[3] - The information concerning OTC Stock Borrowing Transactions is based on the statements of the Dematerialised Securities System (DSS) operators involved and refers to volumes that have been registered up until the previous working day.

[4] - Average Price (Volume weighted)

[5] - The Data concerning Open Interest before the start of trading session

## Sectors codification for listed companies

12003-	ETF	10101010	Computer Services
10101015	Software	10102030	Computer Hardware
15101010	Telecommunications Equipment	15102015	Telecommunications Services
20101010	Health Care Facilities	20101025	Health Care Services
20102010	Medical Equipment	20103015	Pharmaceuticals
30101010	Banks	30202000	Diversified Financial Services
30202010	Asset Managers & Custodians	30202015	Investment Services
30302010	Full Line Insurance	30302015	Insurance Brokers
30302025	Property and Casualty Insurance	35101010	Real Estate Holding and Development
35101015	Real Estate Services	35102000	Diversified REITs
35102030	Office REITs	40201040	Rental & Leasing Services: Consumer
40202010	Home Construction	40202015	Household Furnishings
40202020	Household Appliance	40203040	Electronic Entertainment
40203045	Toys	40204020	Clothing & Accessories
40301010	Entertainment	40301030	Publishing
40301035	Radio & TV Broadcasters	40401010	Diversified Retailers
40401020	Apparel Retailers	40401025	Home Improvement Retailers
40401030	Specialty Retailers	40501010	Airlines
40501015	Travel & Tourism	40501020	Casinos & Gambling
40501025	Hotels & Motels	45101015	Distillers & Vintners
45101020	Soft Drinks	45102010	Farming Fishing Ranching & Plantations
45102020	Food Products	45103010	Tobacco
45201010	Food Retailers & Wholesalers	45201020	Personal Products
50101010	Construction	50101030	Cement
50101035	Building Materials: Other	50202010	Electrical Components
50203000	Diversified Industrials	50203015	Plastics
50203030	Containers & Packaging	50204000	Machinery: Industrial
50204020	Machinery: Construction & Handling	50205010	Industrial Suppliers
50205020	Back Office Support HR & Consulting	50205030	Forms & Bulk Printing Services
50206015	Commercial Vehicles & Parts	50206030	Marine Transportation
50206060	Transportation Services	55101000	Diversified Materials
55101020	Textile Products	55102000	General Mining
55102010	Iron & Steel	55102015	Metal Fabricating
55102035	Aluminum	60101000	Integrated Oil & Gas
60101020	Oil Refining and Marketing	65101010	Alternative Electricity
65101015	Conventional Electricity	65102030	Water



**ATHEX**  
Athens Stock Exchange

Λεωφ. Αθηνών 110 104 42 Αθήνα  
110, Athinon Ave. GR 104 42 Athens  
tel. (+30)210-33.66.800, fax (+30)210-33.66.101  
[www.athexgroup.gr](http://www.athexgroup.gr)