

22

**Ημερήσιο Δελτίο  
Συναλλακτικής Δραστηριότητας**

Daily Official List  
of Trading Activity

Thursday, 10 February, 2022  
Year: 143 Trading Day No: 28



**ATHEXGROUP**  
Athens Exchange Group

**Disclaimer:**

Hellenic Exchanges-Athens Stock Exchange S.A endeavours to ensure that the data and other material ("Information") presented on the Daily Official List are accurate and complete, but it is not liable for any errors or omissions of data or /and for the accuracy, credibility, updating and completeness of the aforesaid information nor it has any liability arising directly or indirectly from the use of the above Information.

The Company is not liable for the accuracy of the data included in listed companies' announcements. Only the sender of such an announcement is fully and solely liable for any infringement of third party's rights from the content of such announcement. All contents of the Daily Official List are provided only for information purposes and do not constitute investment advice or solicitation to invest in securities or other products listed for trading on the Exchange.

You acknowledge and agree that the Company is the owner of any property rights related to any Information appearing on the Daily Official List including intellectual property rights copyright, trademarks, etc.

The above data are a property of the Hellenic Exchanges-Athens Exchange and are copyright protected. Users are forbidden to reproduce, modify, copy, sale, transmit or redistribute, by all reproduction means and methods, part or the whole of the above data, without reference to their source.

The commercial exploitation of these data is, also, forbidden by third parties. Hellenic Exchanges-Athens Exchange does not carry any responsibility, direct or indirect, derived from usage or accidental alteration of the above data when used by third parties.

---

**Hellenic Exchanges – Athens Stock Exchange S.A.**

110 Athinon Ave., 10442 Athens, Tel: (210) 33.66.800, Fax: (210) 32.13.938

[www.athexgroup.gr](http://www.athexgroup.gr)

---

**Thessalonica Stock Exchange Center (T.S.E.C)**

16-18 Katouni Str., Thessalonica 546 25 Tel: (2310) 567.667, Fax: (2310) 530.545

---

**Athex Members Guarantee Fund**

14-16 Fidiou Str., Athens 106 78, Tel: (210) 33.04.682, Fax: (210) 33.04.155

---

**Hellenic Republic Capital Market Commission**

1 Kolokotroni Str. & 1 Stadiou Str., Athens 10562 Tel: (210) 33.77.100 Fax: (210) 33.77.173

---

**Table of Contents**

---

**Section 1: Statistical Figures of Securities, Derivatives and Lending**

Summary of Markets

Athex Indices

Analytic Figures for Athex Market's Boards and Categories

Trading Details by Athex Sectors and Financial Instruments (ETFs)

Top 10 best &amp; worst performing Shares

Derivatives Summary

**Section 2: Analytic Figures of Shares Transactions**

Analytic Figures of Shares Transactions

Shares' Notes

**Section 3: Figures of Securities Transactions**

Securities Blocks Details

Shares Rights Details

Stock Borrowing

Forced Sales Details

Forced Sales Registered Shares

Exchange Traded Funds (ETFs) Characteristics

**Section 5: Bonds traded in Fixed Income Assets Market**

Convertible Corporate Bonds - Regulated Market

Non Convertible Corporate Bonds - Regulated Market

Government Bonds

Treasury Bills &amp; Zero Coupon Government Bonds

Government Bonds Traded with the Open Outcry Method

State Banks Bonds

**Section 6: Additional Infos**

Athex &amp; ATHEXClear Members List

List of Stocks under Market Making operations

**Section 7: Derivatives Market Analytic Figures**

Index Futures

Stock Futures

Index Options

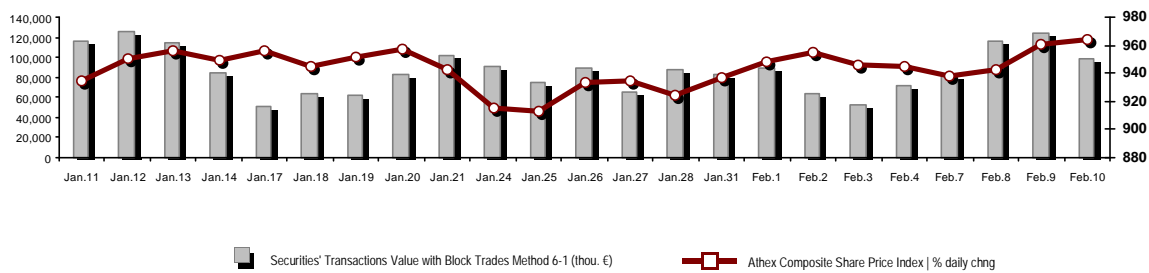
Stock Options

Stock Lending Analytic Figures

**Appendix A: Sectors codification for listed companies**

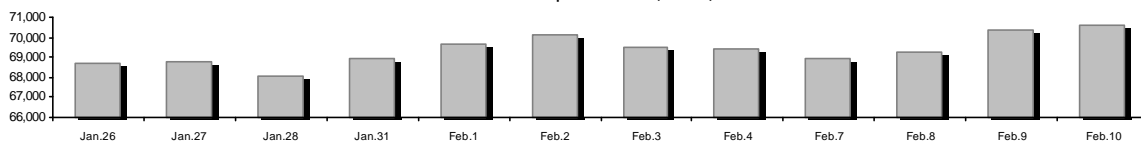
## Summary of Markets

Athex Composite Share Price Index vs Shares and Derivatives Transactions Value

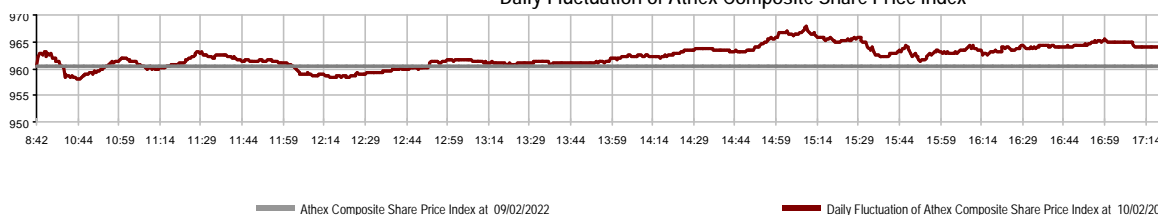


Athex Capitalisation (mill. €)**:	70,570.36		Derivatives Total Open Interest	296,865
Daily change: mill. €   %	198.42	0.28%	in Index Futures   % daily chng	2,555 2.04%
Yearly Avg Capitalisation: mill. €   % chng prev year Avg	68,923.04	13.20%	in Stock Futures   % daily chng	291,515 0.22%
Athex Composite Share Price Index   % daily chng	964.05	0.39%	in Index Options   % daily chng	1,520 6.37%
Athex Composite Share Price Index Capitalisation (mill. €)	64,402.48		in Stock Options   % daily chng	1,275 4.17%
Daily change (mill. €)	182.33			
Securities' Transactions Value with Block Trades Method 6-1 (t)	99,428.41		Derivatives Contracts Volume:	33,795
Daily change: %	-24,489.37	-19.76%	Daily change: pieces   %	-11,548 -25.47%
YtD Avg Trans. Value: thou. €   % chng prev year Avg	81,281.09	16.36%	YtD Avg Derivatives Contracts % chng prev year Avg	28,530 -40.15%
Blocks Transactions Value of Method 6-1 (thou. €)	22,331.30		Derivatives Trades Number:	2,211
Blocks Transactions Value of Method 6-2 & 6-3 (thou. €)	3.41		Daily change: number   %	-201 -8.33%
Bonds Transactions Value (thou.€)	1,354.55		YtD Avg Trades number % chng prev year Avg	1,815 -14.21%
Securities' Transactions Volume with Block Trades Method 6-1 (tho)	43,440.84		Lending Total Open Interest	443,476
Daily change: thou. pieces   %	-10,895.10	-20.05%	Daily change: pieces   %	-129,341 -22.58%
YtD Avg Volume: % chng prev year Avg	36,941.77	8.03%	Lending Volume (Multilateral/Bilateral)	29,082
Blocks Transactions Volume of Method 6-1 (thou. Pieces)	11,047.71		Daily change: pieces   %	-9,149
Blocks Transactions Volume of Method 6-2 & 6-3 (thou. Pieces)	3.22		Multilateral Lending	3,082
Bonds Transactions Volume	1,393,000		Bilateral Lending	26,000
Securities' Trades Number with Block Trades Method 6-1	32,495		Lending Trades Number:	4
Daily change: number   %	-9,610	-22.82%	Daily change: %	-2
YtD Avg Trades number % chng prev year Avg	31,506	5.26%	Multilateral Lending Trades Number	3
Number of Blocks Method 6-1	10		Bilateral Lending Trades Number	1
Number of Blocks Method 6-2 & 6-3	1			
Number of Bonds Transactions	173			

Athex Capitalisation (mill. €)\*\*



Daily Fluctuation of Athex Composite Share Price Index



## Athex Indices

Index name	10/02/2022	09/02/2022	pts.	%	Min	Max	Year min	Year max	Year change
Athex Composite Share Price Index	964.05 #	960.32	3.73	0.39%	957.95	967.78	893.34	967.78	7.92% #
Athex ESG Index	1,119.74 #	1,112.82	6.92	0.62%	1,109.37	1,122.52	1,013.43	1,122.52	10.49% #
FTSE/Athex Large Cap	2,360.94 #	2,346.53	14.41	0.61%	2,339.41	2,367.26	2,148.86	2,367.26	9.87% #
FTSE/Athex Mid Cap Index	1,564.63 €	1,567.97	-3.34	-0.21%	1,561.70	1,574.62	1,491.91	1,597.58	4.87% #
FTSE/ATHEX-CSE Banking Index	562.71 #	552.60	10.11	1.83%	547.93	562.71	434.75	562.71	29.32% #
FTSE/ATHEX High Dividend Yield Index	3,231.06 €	3,240.32	-9.26	-0.29%	3,227.25	3,248.80	3,104.04	3,292.03	4.09% #
FTSE/ATHEX Global Traders Index Plus	2,481.46 #	2,476.45	5.01	0.20%	2,475.13	2,492.37	2,373.38	2,580.30	4.55% #
FTSE/ATHEX Mid & Small Cap Factor-Weighted Ind	4,782.15 #	4,758.00	24.15	0.51%	4,752.28	4,786.12	4,615.06	4,966.14	2.44% #
ATHEX Select Index Plus	3,464.34 €	3,488.31	-23.97	-0.69%	3,464.34	3,495.80	3,377.29	3,578.04	2.34% #
ATHEX Select Index	4,758.99 €	4,761.55	-2.56	-0.05%	4,749.57	4,795.53	4,587.24	4,953.99	3.74% #
FTSE/Athex Market Index	580.89 #	578.63	2.26	0.39%	576.50	582.98	536.12	582.98	8.35% #
Athex Composite Index Total Return Index	1,657.75 #	1,651.34	6.41	0.39%	1,647.26	1,664.17	1,533.09	1,664.17	8.13% #
FTSE/Athex Large Cap Total Return	3,679.43 #	3,656.97	22.46	0.61%			3,360.91	3,679.43	10.09% #
FTSE/Athex Mid Cap Total Return	2,010.80 €	2,015.09	-4.29	-0.21%			1,934.80	2,041.18	4.87% #
FTSE/ATHEX-CSE Banking Total Return Index	484.50 #	475.80	8.70	1.83%			375.85	484.50	29.32% #
Hellenic Mid & Small Cap Index	1,399.39 €	1,401.00	-1.61	-0.11%	1,397.45	1,407.21	1,372.98	1,451.84	1.92% #
FTSE/Athex Banks	743.48 #	730.12	13.36	1.83%	723.95	743.48	574.41	743.48	29.32% #
FTSE/Athex Insurance	2,392.24 #	2,384.30	7.94	0.33%	2,384.30	2,408.14	1,994.86	2,431.98	19.92% #
FTSE/Athex Financial Services	815.05 €	817.89	-2.84	-0.35%	808.48	820.82	746.62	831.60	8.81% #
FTSE/Athex Industrial Goods & Services	3,803.25 €	3,814.23	-10.98	-0.29%	3,789.68	3,852.60	3,649.06	3,930.81	1.91% #
FTSE/Athex Retail	55.92 €	56.25	-0.33	-0.59%	55.61	56.58	49.22	57.51	13.61% #
FTSE/ATHEX Real Estate	4,768.32 €	4,818.09	-49.77	-1.03%	4,764.64	4,825.24	4,739.02	5,179.83	-0.91% €
FTSE/Athex Consumer Goods & Services	7,900.06 #	7,799.37	100.69	1.29%	7,792.71	7,920.36	7,260.09	8,381.33	8.81% #
FTSE/Athex Food & Beverage	11,204.88 €	11,297.16	-92.28	-0.82%	11,123.80	11,318.71	10,885.32	12,058.75	-1.13% €
FTSE/Athex Basic Resources	7,683.11 €	7,742.22	-59.11	-0.76%	7,668.51	7,785.94	7,360.04	8,197.29	3.86% #
FTSE/Athex Construction & Materials	2,977.92 #	2,977.57	0.35	0.01%	2,956.78	2,990.75	2,948.47	3,209.28	-0.03% €
FTSE/Athex Energy	3,638.60 #	3,631.14	7.46	0.21%	3,616.56	3,664.95	3,443.49	3,854.94	5.67% #
FTSE/Athex Travel & Leisure	2,178.84 #	2,171.65	7.19	0.33%	2,155.76	2,178.84	1,963.12	2,184.13	10.99% #
FTSE/Athex Technology	2,185.52 €	2,195.53	-10.01	-0.46%	2,181.56	2,207.82	2,076.62	2,281.35	1.80% #
FTSE/Athex Telecommunications	4,918.36 €	4,933.61	-15.25	-0.31%	4,918.36	4,996.19	4,545.62	5,011.74	8.20% #
FTSE/Athex Utilities	4,781.50 #	4,736.29	45.21	0.95%	4,736.29	4,853.91	4,657.21	5,208.71	-7.17% €
FTSE/Athex Health Care	523.05 €	525.31	-2.26	-0.43%	509.46	525.31	500.40	611.35	-5.33% €
FTSE/Athex Personal Products	8,373.67 €	8,610.61	-236.94	-2.75%	8,373.67	8,640.98	8,017.54	8,868.58	-4.02% €
Athex All Share Index	246.76 #	246.11	0.65	0.26%	246.76	246.76	231.73	246.76	7.26% #
Hellenic Corporate Bond Index	124.60 #	124.45	0.15	0.12%			124.45	127.89	-2.49% €
Hellenic Corporate Bond Price Index	92.71 #	92.60	0.11	0.12%			92.60	95.40	-2.80% €

Note 1: FTSE/Med 100, Hellenic Corporate Bond Price Index and Hellenic Corporate Bond Index closing prices refer to the previous trading day of 08/02/2022.

Note 2: The Hellenic Mid & Small Cap Index is a Customized index calculated by the Athens Exchange.

## Analytic Figures for Athex Market's Boards and Categories

	Total Traded Securities	Main Market	Surveillance	Exchange Traded Funds (ETFs)
Totals	122	111	10	1
Gain / Lose / Same:	51 / 56 / 15	46 / 53 / 12	4 / 3 / 3	1 / 0 / 0
Athex Capitalisation (mill. €) **	70,570.36	70,275.22	295.14	
Daily Average Trans/ons Value(thou.€)	81,281.09	81,024.56	269.54	5.27
Transactions Value	99,431.82	99,119.28	306.58	5.95
Main Board:	77,097.11	76,784.57	306.58	5.95
Blocks Board 6_2_3:	22,334.71	22,334.71	0.00	0.00
Forced Sales Board:	0.00	0.00	0.00	0.00
Special Terms Board:	0.00	0.00	0.00	0.00
Daily Average Transactions Volume	36,941,774	36,144,880	798,804	231
Transactions Volume	43,444,054	42,311,840	1,131,963	251
Main Board:	32,393,123	31,260,909	1,131,963	251
Blocks Board 6_2_3:	11,050,931	11,050,931	0	0
Forced Sales Board:	0	0	0	0
Special Terms Board:	0	0	0	0
Daily Average Number of Trades	31,506	31,223	282	2
Number of Trades	32,496	32,141	352	3
Main Board:	32,485	32,130	352	3
Blocks Board 6_2_3:	11	11	0	0
Forced Sales Board:	0	0	0	0
Special Terms Board:	0	0	0	0

## Trading Details by Athex Sectors and Financial Instruments (ETFs)

Code	Sectors	Gain / Lose / Same	Number of Trades	Transactions Volume	Transactions Value	% of Total Trans. Value
3010	- Banks	5 / 1 / 0	13,010	35,401,813	59,880,649.90	60.23%
5510	- Basic Resources	9 / 3 / 1	827	363,856	1,133,001.11	1.14%
5010	- Construction & Materials	5 / 5 / 2	1,776	740,239	2,944,350.66	2.96%
4020	- Consumer Products & Services	3 / 2 / 4	2,090	352,558	3,740,756.56	3.76%
6010	- Energy	1 / 3 / 0	997	177,477	2,066,127.81	2.08%
12000	- Financial Instruments	1 / 0 / 0	3	251	5,950.90	0.01%
3020	- Financial Services	0 / 3 / 0	816	1,845,269	571,128.03	0.57%
4510	- Food Beverage & Tobacco	3 / 4 / 1	274	70,589	556,421.04	0.56%
2010	- Health Care	0 / 2 / 1	60	30,181	24,779.69	0.02%
5020	- Industrial Goods & Service	7 / 9 / 2	3,203	1,476,295	5,580,874.97	5.61%
3030	- Insurance	2 / 0 / 0	29	5,492	29,330.50	0.03%
4030	- Media	1 / 1 / 0	5	1,651	747.65	0.00%
4520	- Personal Care, Drug & Grocery Stores	1 / 2 / 0	188	71,192	237,102.20	0.24%
3510	- Real Estate	0 / 4 / 4	1,156	310,796	1,644,696.63	1.65%
4040	- Retail	1 / 5 / 0	420	116,656	335,506.16	0.34%
1010	- Technology	4 / 7 / 0	1,027	302,763	923,493.62	0.93%
1510	- Telecommunications	1 / 1 / 0	1,510	460,242	8,143,434.00	8.19%
4050	- Travel & Leisure	4 / 2 / 0	1,329	546,682	3,107,317.24	3.13%
6510	- Utilities	3 / 2 / 0	3,741	1,057,152	8,500,813.47	8.55%

## Top 10 best &amp; worst performing Shares

## Main Market

With positive Price change	Closing price	change	With negative Price change	Closing price	change
QUALITY & RELIABILITY SA (CR)	0.41	4.06% #	GR. SARANTIS S.A. (CR)	8.36	-3.13% €
IKTINOS HELLAS SA (CR)	0.74	3.79% #	ELINOIL S.A. (CR)	1.74	-2.79% €
NATIONAL BANK (CR)	3.715	3.02% #	IDEAL HOLDINGS (CR)	3.54	-2.48% €
EUROBANK HOLDINGS (CR)	1.1295	1.94% #	ELTON SA (CR)	1.775	-1.93% €
PIRAEUS FINANCIAL HOLD (CR)	1.691	1.87% #	INTRAKAT (CR)	2.16	-1.82% €
INFORM P. LYKOS (CR)	1.64	1.86% #	PAIRIS SA (CR)	1.15	-1.71% €
MOTODYNAMICS S.A. (CR)	2.31	1.76% #	GEN. COMMERCIAL & IND.SA (CR)	1.205	-1.63% €
PPC (CR)	8.445	1.75% #	EYDAP S.A. (CR)	7.56	-1.43% €
LOULIS MILLS SA (CR)	2.64	1.54% #	MARFIN INVESTMENT GROUP (CR)	0.0358	-1.38% €
JUMBO SA (CR)	13.73	1.48% #	INTRACOM HOLDINGS (CR)	1.8	-1.21% €
With the highest Transactions Value	Value (thou. €)	change	With the highest Transactions Volume	Volume	change
PIRAEUS FINANCIAL HOLD (CR)	25,189.84	1.87% #	PIRAEUS FINANCIAL HOLD (CR)	14,919,470	1.87% #
NATIONAL BANK (CR)	14,079.19	3.02% #	ALPHA SERVICES HOLD (CR)	8,330,035	0.92% #
ALPHA SERVICES HOLD (CR)	11,860.10	0.92% #	EUROBANK HOLDINGS (CR)	7,719,685	1.94% #
EUROBANK HOLDINGS (CR)	8,590.03	1.94% #	NATIONAL BANK (CR)	3,827,137	3.02% #
OTE (CR)	8,140.22	-0.31% €	MARFIN INVESTMENT GROUP (CR)	1,719,322	-1.38% €
PPC (CR)	5,538.70	1.75% #	PPC (CR)	653,172	1.75% #
MYTILINEOS (CR)	4,247.60	-0.32% €	ATTICA BANK S.A. (CR)	602,669	-0.44% €
JUMBO SA (CR)	3,334.73	1.48% #	OTE (CR)	459,904	-0.31% €
OPAP (CR)	2,411.07	0.29% #	MYTILINEOS (CR)	274,042	-0.32% €
TERNA ENERGY (CR)	2,285.26	0.31% #	JUMBO SA (CR)	243,569	1.48% #

Note: Stocks that are not included in the "Under Supervision" category, and the transactions value is more than 10,000 €.

## Derivatives Summary

	Number of Trades	Volume	Open Interest
<b>Index Futures</b>	<b>233</b>	<b>1,089</b>	<b>2,555</b>
FTSE/Athex Banks	0	0	3
FTSE/Athex Large Cap	233	1,089	2,552
<b>Stock Futures</b>	<b>1,961</b>	<b>32,410</b>	<b>291,515</b>
ADMIE (IPTO) HOLDING S.A. (CR)	22	125	5,025
ALPHA SERVICES HOLD (CR)	315	8,725	61,876
CC HBC AG (CR)	3	8	140
CENERGY HOLDINGS (CB)	12	65	11,377
ELLAKTOR (CR)	16	278	10,103
EUROBANK HOLDINGS (CR)	80	2,896	32,362
EYDAP S.A. (CR)	0	0	467
FOURLIS (CR)	53	165	3,420
GEK TERNA (CR)	44	288	6,693
HELLENIC EXCHANGES-A.S.E. (CR)	10	40	1,649
HELLENIC PETROLEUM (CR)	9	17	1,705
INTRACOM HOLDINGS (CR)	37	152	7,832
JUMBO SA (CR)	87	195	1,479
LAMDA DEVELOPMENT SA (CR)	60	179	6,687
MARFIN INVESTMENT GROUP (CR)	5	631	35,198
MOTOR OIL (CR)	30	56	2,511
MYTILINEOS (CR)	88	383	8,026
NATIONAL BANK (CR)	513	9,782	24,503
OPAP (CR)	15	49	1,815
OTE (CR)	15	78	1,015
P.P.A. S.A. (CR)	0	0	693
PIRAEUS FINANCIAL HOLD (CR)	311	7,108	32,551
PPC (CR)	195	1,010	21,469
TERNA ENERGY (CR)	14	101	2,008
TITAN CEMENT (CB)	0	0	1,585
VIOHALCO SA/NV (CB)	27	79	9,326
<b>Index Options</b>	<b>5</b>	<b>6</b>	<b>1,520</b>
FTSE/Athex Large Cap	5	6	1,520
<b>Stock Options</b>	<b>12</b>	<b>290</b>	<b>1,275</b>
ALPHA SERVICES HOLD (CR)	0	0	300
NATIONAL BANK (CR)	0	0	300
OPAP (CR)	5	211	252
OTE (CR)	5	19	86
PIRAEUS FINANCIAL HOLD (CR)	0	0	6
PPC (CR)	2	60	331
<b>Total Derivatives Traded</b>	<b>2,211</b>	<b>33,795</b>	<b>296,865</b>











Number of Outstanding Securities	Nominal Value	Dividends [1]			Date of Last Coupon		Note	Shares	Closing price	% change	Previous closing price/date	Open price	Price min	Price max	Last price	Avg price	Last Bid [7]	Last Ask [7]	P/E after tax	Year	Volume	Trades	Transactions Value[8]	Company Mkt Value (thou. €)	Year low	Year high	Sector[4]
		2019	2020	2021	Dividend [2]	Right																					
5,867,311	0.300	---	---	---	11/08/2010	28/04/2017	5243	DIONIC (CR)	0.11	---	0.11	30/06/2020	---	---	---	---	---	---	---	---	---	---	---	645.40	0.11	0.11	50205010
66,948,210	0.300	---	---	---	22/09/2015	22/09/2015	5179	FOLLI FOLLIE (CR)	4.8	---	4.8	24/05/2018	---	---	---	---	---	---	---	---	---	---	---	321,351.41	4.8	4.8	40401030
12,417,000	0.310	---	---	---	27/08/2019	28/08/2017	5233	MLS MULTIMEDIA SA (CR)	0.57	---	0.57	12/05/2020	---	---	---	---	---	---	---	---	---	---	---	7,077.69	0.57	0.57	10101015
33,301,715	0.320	---	---	---	27/06/2003	08/07/2009	5241	AEGEK (CR)	0.035	---	0.035	25/06/2020	---	---	---	---	---	---	---	---	---	---	---	1,165.56	0.035	0.035	50101010
77,126,446	0.340	---	---	---	23/05/2005	18/08/2011	5206	G.E. DIMITRIOU (CR)	0.0125	---	0.0125	30/04/2019	---	---	---	---	---	---	---	---	---	---	---	964.08	0.0125	0.0125	40202020
7,085,888	1.59	---	---	---	02/07/1996	06/09/2010	5216	ELVIEMEK (CR)	2.6	---	2.6	30/09/2019	---	---	---	---	---	---	---	---	---	---	---	18,423.31	2.6	2.6	35101010
25,179,640	0.600	---	---	---	08/08/1994	19/09/2000	5191	J.BOUTARIS & SON (CR)	0.026	---	0.026	01/10/2018	---	---	---	---	---	---	---	---	---	---	---	742.45	0.026	0.026	45101015
1,540,000	0.600	---	---	---	08/08/1994	19/09/2000	5192	J.BOUTARIS & SON (PR)	0.057	---	0.057	01/10/2018	---	---	---	---	---	---	---	---	---	---	---	742.45	0.057	0.057	45101015

## Suspension Status

## Shares' Notes

Code	Note text
( )	- Adjusted dividends.
*	- Last adjusted closing price.
[1]	- Net dividends.
[2]	- The "Date of Last Coupon" for New listings refers to the date company's stocks started to trade in Athex
[3]	- The Company Market Value is referred to the number of outstanding shares
[4]	- Sectors codification can be found in Appendix A
[5]	- The Market Value refers to the total number of shares listed (including their several classes) in the exchange by the company.
[6]	- P/E greater than 100
[7]	- Last view of the Order Book before the end of the trading session
[8]	- All Blocks Methods' Transactions Value are included.
4750	- Transfer to the Under Surveillance Category from 8/4/2011.
4912	- Transfer to the Surveillance Category as of 31/7/2012.
4955	- Transfer to the Surveillance Category as from 5/4/2013.
4957	- Transfer to the Surveillance Category as from 5/4/2013.
4958	- Transfer to the Surveillance Category as from 5/4/2013.
4959	- Transfer to the Surveillance Category as from 5/4/2013.
5093	- Transfer to the Surveillance Category as of 8/4/2015.
5112	- Transfer to the Surveillance Category as of 15/04/2016.
5115	- Transfer to the Surveillance Category as of 15/04/2016.
5141	- Transfer to the Surveillance Category as of 10/05/2017.
5160	- Transfer to the Surveillance Category as of 15/04/2016.
5162	- Transfer to the Under Supervision Category as of 21/12/2009.
5165	- Transfer to the Surveillance Category as of 15/02/2018.
5179	- Suspension of trading as of 25/05/2018.
5191	- Suspension of trading as of 02/10/2018.
5192	- Suspension of trading as of 02/10/2018.
5193	- Transfer to the Surveillance Category as of 25/10/2018.
5194	- Transfer to the Surveillance Category as of 25/10/2018.
5197	- Transfer to the Surveillance Category as of 07/11/2018.
5206	- Suspension of trading as of 02/05/2019.
5216	- Suspension of trading as of 01/10/2019.
5232	- Transfer to the Under Surveillance Category from 08/04/2011.
5233	- Suspension of trading as of 13/05/2020.
5241	- Suspension of trading as of 26/06/2020.
5243	- Suspension of trading as of 01/07/2020.
5245	- Transfer to the Surveillance Category as of 09/07/2020.
5246	- Transfer to the Surveillance Category as of 09/07/2020.
5248	- Transfer to the Surveillance Category as of 06/09/20116.
5253	- Transfer to the Surveillance Category as of 14/5/2021.
5263	- The 27,027,028 new (CR) shares, resulting from the recent share capital increase through a rights issue, are not yet admitted to trading on the ATHEX.
5265	- Share capital increase in progress through a rights issue. Rights' trading period on ATHEX: 09/02/2022-17/02/2022, pre-emption rights' subscription period: 09/02/2022 - 22/02/2022.

Securities Blocks Details

Securities	Block Volume	Price	Block Trade Value	Time of approval	Note
EUROBANK HOLDINGS (CR)	3,219	1.06	3,410.21	10:38:55	14
TERNA ENERGY (CR)	25,000	12.94	323,500.00	11:00:09	20
GEK TERNA (CR)	35,000	9.40	329,000.00	14:01:04	20
JUMBO SA (CR)	46,834	13.72	642,562.48	14:35:27	20
TERNA ENERGY (CR)	20,000	12.96	259,200.00	14:41:35	20
PIRAEUS FINANCIAL HOLD (CR)	8,683,224	1.70	14,761,480.80	15:26:17	20
NATIONAL BANK (CR)	220,000	3.67	807,840.00	15:59:22	20
ALPHA SERVICES HOLD (CR)	1,000,000	1.43	1,430,000.00	16:18:00	20
OTE (CR)	45,000	17.77	799,650.00	17:05:25	20
PIRAEUS FINANCIAL HOLD (CR)	300,000	1.65	495,300.00	17:11:48	20
NATIONAL BANK (CR)	672,654	3.69	2,482,765.91	17:16:52	20

Blocks Notes

- 9 - Method 6-1 / Special Fees
- 10 - Method 6-1 / Special Fees, SDS
- 14 - Method 6-3 / Settlement, Incomplete Buy and Sell
- 18 - Method 6-2 / SPOT 1
- 19 - Method 6-2 / SPOT 2
- 20 - Method 6-1 and Method 6-1 Same Day Settlement
- 21 - Other Pre-agreed

## Shares Rights Details

Occured date	Exercise from	Exercise until	Trading until	Rights	Price min	Price max	Closing price	Last Bid	Last Ask	Volume	Trades	Transactions Value
04/02/2022	09/02/2022	22/02/2022	17/02/2022	EUROCONSULTANTS S.A. (CR)	0.045	0.052	0.047	---	---	112,900	35	5,334.36
26/01/2022	31/01/2022	14/02/2022	09/02/2022	INTRAKAT S.A. (CR)	---	---	---	---	---	---	---	---



---

### Forced Sales Details

---

Securities	Category of Security	Transactions Volume	Number of Trades	Transactions Value	Note
------------	----------------------	------------------------	---------------------	-----------------------	------

---

No Forced Transactions.

---

---

### Forced Sales Notes

---

- 1 - Compulsory Public Forced Sales
- 2 - Forced Sales of Fixed Registered Shares
- 3 - Forced Sales of Remaining Fractional Shares

## Exchange Traded Funds (ETFs) Characteristics

	Transactions Date (T)	Creation / Redemption	Units (T-1)	New Units (T-1)	Redemption Units (T-1)	Units (T) [1]	Fund Assets [2]	Net Unit Price	Dividend per Unit	Dividend Date
ALPHA ETF FTSE Athex Large Cap	10/02/2022	5,000	882,175	---	---	882,175	20,871,660.00	23.6593	0.71	01/07/2021

## ETFs Notes

[1] - Units (T) = Units (T-1) + New Units (T-1) - Redemption Units (T-1)

[2] - The Creation / Redemption Units of T-1 are included.

## Non Convertible Corporate Bonds - Regulated Market

Num Listed Bonds	Nominal price	Issue price	Today's Rate	Exp. Date	Duration (years)	Note	Coupon		Trading Unit	Corporate Bonds	Accrued Int.	Yield.T.Mat	Price min	Price max	Closing price	Previous closing price/date	Volume	Transactions Value	Last order		Date	ear min	Year max	
							Common	Preferred											Price	Buy / Sell				
120,000	1,000.00	1,000.00	3.95	04/04/2025	7	---	8	---	1	GEK TERNA S.A. (Non Convertible)	14.5931	2.8460	101.7500	102.0000	101.9423	102.0000	09/02/2022	13,000	13,442.21	101.7500	B	10/02/2022	101.9423	103.2000
320,000	1,000.00	1,000.00	3.40	21/07/2027	7	---	4	---	1	LAMDA DEVELOPMENT S.A. (Non Convertible)	2.2667	3.4110	98.5056	99.6000	99.0974	99.4140	09/02/2022	56,000	55,621.50	99.0000	B	10/02/2022	97.8000	102.0000
200,000	1,000.00	1,000.00	2.10	27/10/2027	7	---	3	---	1	O.P.A.P. S.A. (Non Convertible)	6.4167	2.1250	98.9590	99.9900	99.5686	98.9590	09/02/2022	17,000	17,035.75	98.3640	B	10/02/2022	97.0100	101.7500
150,000	1,000.00	1,000.00	2.65	22/10/2026	5	---	1	---	1	CPLP SHIPPING HOLDINGS PLC (Non Convertible)	8.4653	2.7940	96.7500	99.3000	99.3000	97.5000	09/02/2022	85,000	83,597.75	96.7600	B	10/02/2022	97.5000	100.0000
250,000	1,000.00	1,000.00	2.45	16/11/2028	7	---	1	---	1	ELVALHALCOR S.A. (Non Convertible)	6.1250	3.0340	96.5000	96.7010	96.5821	96.8590	09/02/2022	20,000	19,438.92	96.5000	B	10/02/2022	96.5821	100.2900
120,000	1,000.00	1,000.00	2.65	06/12/2028	7	---	1	---	1	NOVAL PROPERTY REIC (Non Convertible)	5.1528	3.3620	95.8800	96.0110	95.9106	97.0000	08/02/2022	36,000	34,723.16	95.8800	B	10/02/2022	95.9106	100.0000
300,000	1,000.00	1,000.00	2.30	14/12/2028	7	---	1	---	1	GEK TERNA S.A. (Non Convertible)	3.9611	2.9560	95.0000	100.0000	96.1580	96.1850	09/02/2022	90,000	86,898.70	94.6100	B	10/02/2022	95.8302	100.0000
500,000	1,000.00	1,000.00	2.75	03/07/2027	7	---	4	---	1	GEK TERNA S.A. (Non Convertible)	3.2083	3.3500	96.5000	97.2000	96.5300	96.9210	09/02/2022	55,000	53,406.76	96.5000	B	10/02/2022	96.5000	99.0000
150,000	1,000.00	1,000.00	2.60	22/10/2026	7	---	5	---	1	TERNA ENERGY FINANCE S.A. (Non Convertible)	8.3056	3.3680	95.5000	98.1999	96.0074	96.0000	09/02/2022	19,000	18,375.35	96.0000	B	10/02/2022	96.0000	99.9900
175,000	1,000.00	1,000.00	3.40	26/07/2024	5	---	6	---	1	ATTICA HOLDINGS S.A. (Non Convertible)	1.7944	4.1430	97.3100	98.0000	97.5001	97.9750	09/02/2022	323,000	315,548.61	97.5000	B	10/02/2022	97.2227	99.4500
90,000	1,000.00	1,000.00	3.00	11/05/2023	5	---	8	---	1	CORAL A.E. (Non Convertible)	7.9167	2.4000	100.4000	100.4000	100.4000	100.2780	09/02/2022	152,000	153,811.33	100.2000	B	10/02/2022	100.2776	102.0000
20,148	1,000.00	1,000.00	4.95	26/06/2023	5	---	8	---	1	B&F COMM. & GARM. INDUS. S.A. (Non Convertible)	6.7375	3.5860	---	---	---	100.9420	09/02/2022	---	---	99.0501	B	10/02/2022	99.7300	101.0000
200,000	1,000.00	1,000.00	1.90	23/03/2028	7	---	2	---	1	MOTOR OIL CORINTH REFINERIES SA (Non Convertible)	7.6000	2.3650	97.0000	97.8999	97.2657	97.4310	09/02/2022	35,000	34,309.01	97.0000	B	10/02/2022	97.2657	99.2000
100,000	1,000.00	1,000.00	2.70	25/05/2026	5	---	2	---	1	COSTAMARE PARTICIPATIONS PLC (Non Convertible)	6.0750	3.1650	97.1000	98.5000	97.9871	97.9260	09/02/2022	31,000	30,564.32	98.0000	B	10/02/2022	97.6143	102.0000
300,000	1,000.00	1,000.00	2.30	20/07/2028	7	---	2	---	1	PRODEA REIC S.A.(Non Convertible)	1.5972	3.4490	92.2000	94.8000	93.6327	94.0000	09/02/2022	308,000	287,102.17	93.0001	B	10/02/2022	93.6327	98.1000
100,000	1,000.00	1,000.00	2.80	25/01/2027	5	---	1	---	1	PREMIA S.A. (Non Convertible)	1.5556	3.4970	97.0000	97.0000	97.0000	95.0000	09/02/2022	100,000	97,155.56	95.2301	B	10/02/2022	94.8001	99.5000
200,000	1,000.00	1,000.00	3.60	12/03/2026	7	---	6	---	1	AEGEAN AIRLINES S.A. (Non Convertible)	15.4000	3.3910	99.0000	99.9000	99.4472	99.0000	09/02/2022	53,000	53,523.20	98.5100	B	10/02/2022	97.8982	101.3000

## Corporate Bonds Notes

Transactions Volume = (Pieces) \* (Nominal Price). Transactions Value = (Pieces) \* (Nominal Price) \* (price %) + (Accrued interest).

The price of a Bond is stated as a percentage (%) of Bond's Nominal Price.

Nominal Price in Euros (€), except if it is noted differently.

## Government Bonds

Number Listed Bonds	Nominal price	Today's Rate	Accrued Interest Calc	Exp. Date [1]	Duration (years)	Note	Coupons Date	Curr. coupon value	Trading Unit	Government Bonds	Price min	Price max	Closing price	Previous closing price/date	Volume	Transactions Value	Price	Last order Buy / Sell	Date
3,000,000	1,000.00	4.38	Actual/Actual	01/08/2022	5	---	01/08	4.38	1	GGB-FXD-010822-05Y-4.375-1.000	---	---	---	---	---	---	1.0000	B	28/11/2018
4,500,000	1,000.00	1.88	Actual/Actual	04/02/2035	15	---	04/02	1.88	1	GGB-FXD-040235-15Y-1.875-1.000	---	---	---	---	---	---	---	---	---
2,500,000	1,000.00	3.45	Actual/Actual	02/04/2024	5	---	02/04	3.45	1	GGB-FXD-020424-05Y-3.450-1.000	---	---	---	---	---	---	---	---	---
6,000,000	1,000.00	0.75	Actual/Actual	18/06/2031	10	---	18/06	0.75	1	GGB-FXD-180631-10Y-0.750-1.000	---	---	---	---	---	---	---	---	---
4,355,990,324	1.00	3.50	Actual/Actual	30/01/2023	5	---	01/02 - 31/01	3.50	1	GGB-FXD-300123-05Y-3.500-1.000	---	---	---	94.5720 13/07/2018	---	---	1.0000	B	28/11/2018
5,962,747,327	1.00	3.75	Actual/Actual	30/01/2028	10	---	/02 - 01/02 - 31/	3.75	1	GGB-FXD-300128-10Y-3.750-1.000	---	---	---	85.4610 13/07/2018	---	---	1.0000	B	28/11/2018
6,567,309,386	1.00	3.90	Actual/Actual	30/01/2033	15	---	/02 - 01/02 - 31/	3.90	1	GGB-FXD-300133-15Y-3.900-1.000	---	---	---	78.6730 13/07/2018	---	---	1.0000	B	28/11/2018
5,222,848,349	1.00	4.00	Actual/Actual	30/01/2037	19	---	/02 - 01/02 - 31/	4.00	1	GGB-FXD-300137-19Y-4.000-1.000	---	---	---	77.0370 13/07/2018	---	---	1.0000	B	28/11/2018
5,126,770,669	1.00	4.20	Actual/Actual	30/01/2042	24	---	/02 - 01/02 - 31/	4.20	1	GGB-FXD-300142-24Y-4.200-1.000	---	---	---	77.7640 13/07/2018	---	---	1.0000	B	28/11/2018
119,550,565	1.00	4.30	Actual/Actual	24/02/2023	11	---	24/02	4.30	1	GGB-FXD-240223-11Y-2.000-1.000	---	---	---	10.0000 22/06/2015	---	---	10.0000	B	11/07/2019
48,794,718	1.00	4.30	Actual/Actual	24/02/2024	12	---	24/02	4.30	1	GGB-FXD-240224-12Y-2.000-1.000	---	---	---	10.0000 22/06/2015	---	---	---	---	---
40,248,141	1.00	4.30	Actual/Actual	24/02/2025	13	---	24/02	4.30	1	GGB-FXD-240225-13Y-2.000-1.000	---	---	---	10.0000 22/06/2015	---	---	---	---	---
59,586,043	1.00	4.30	Actual/Actual	24/02/2026	14	---	24/02	4.30	1	GGB-FXD-240226-14Y-2.000-1.000	---	---	---	10.0000 22/06/2015	---	---	---	---	---
41,118,344	1.00	4.30	Actual/Actual	24/02/2027	15	---	24/02	4.30	1	GGB-FXD-240227-15Y-2.000-1.000	---	---	---	10.0000 22/06/2015	---	---	---	---	---
45,137,734	1.00	4.30	Actual/Actual	24/02/2028	16	---	24/02	4.30	1	GGB-FXD-240228-16Y-2.000-1.000	---	---	---	10.0000 22/06/2015	---	---	---	---	---
61,768,888	1.00	4.30	Actual/Actual	24/02/2029	17	---	24/02	4.30	1	GGB-FXD-240229-17Y-2.000-1.000	---	---	---	10.0000 22/06/2015	---	---	---	---	---
54,567,744	1.00	4.30	Actual/Actual	24/02/2030	18	---	24/02	4.30	1	GGB-FXD-240230-18Y-2.000-1.000	---	---	---	10.0000 22/06/2015	---	---	---	---	---
37,541,515	1.00	4.30	Actual/Actual	24/02/2031	19	---	24/02	4.30	1	GGB-FXD-240231-19Y-2.000-1.000	---	---	---	10.0000 22/06/2015	---	---	---	---	---
37,558,317	1.00	4.30	Actual/Actual	24/02/2032	20	---	24/02	4.30	1	GGB-FXD-240232-20Y-2.000-1.000	---	---	---	10.0000 22/06/2015	---	---	---	---	---
37,473,732	1.00	4.30	Actual/Actual	24/02/2033	21	---	24/02	4.30	1	GGB-FXD-240233-21Y-2.000-1.000	---	---	---	10.0000 22/06/2015	---	---	---	---	---
33,888,293	1.00	4.30	Actual/Actual	24/02/2034	22	---	24/02	4.30	1	GGB-FXD-240234-22Y-2.000-1.000	---	---	---	10.0000 22/06/2015	---	---	---	---	---
35,177,800	1.00	4.30	Actual/Actual	24/02/2035	23	---	24/02	4.30	1	GGB-FXD-240235-23Y-2.000-1.000	---	---	---	10.0000 22/06/2015	---	---	---	---	---
35,547,268	1.00	4.30	Actual/Actual	24/02/2036	24	---	24/02	4.30	1	GGB-FXD-240236-24Y-2.000-1.000	---	---	---	10.0000 22/06/2015	---	---	---	---	---
40,246,306	1.00	4.30	Actual/Actual	24/02/2037	25	---	24/02	4.30	1	GGB-FXD-240237-25Y-2.000-1.000	---	---	---	10.0000 22/06/2015	---	---	---	---	---
37,643,952	1.00	4.30	Actual/Actual	24/02/2038	26	---	24/02	4.30	1	GGB-FXD-240238-26Y-2.000-1.000	---	---	---	10.0000 22/06/2015	---	---	---	---	---
36,977,100	1.00	4.30	Actual/Actual	24/02/2039	27	---	24/02	4.30	1	GGB-FXD-240239-27Y-2.000-1.000	---	---	---	10.0000 22/06/2015	---	---	---	---	---
41,615,000	1.00	4.30	Actual/Actual	24/02/2040	28	---	24/02	4.30	1	GGB-FXD-240240-28Y-2.000-1.000	---	---	---	10.0000 22/06/2015	---	---	---	---	---
42,227,208	1.00	4.30	Actual/Actual	24/02/2041	29	---	24/02	4.30	1	GGB-FXD-240241-29Y-2.000-1.000	---	---	---	10.0000 22/06/2015	---	---	---	---	---
68,288,487	1.00	4.30	Actual/Actual	24/02/2042	30	---	24/02	4.30	1	GGB-FXD-240242-30Y-2.000-1.000	---	---	---	10.0000 22/06/2015	---	---	---	---	---
4,000,000	1,000.00	3.88	Actual/Actual	12/03/2029	10	---	12/03	3.88	1	GGB-FXD-120329-10Y-3.875-1.000	---	---	---	---	---	---	100.0000	B	15/10/2019
4,500,000	1,000.00	0.00	Actual/Actual	12/02/2026	5	---	12/02	0.00	1	GGB-FXD-120226-05Y-0.000-1.000	---	---	---	---	---	---	---	---	---
3,000,000	1,000.00	3.38	Actual/Actual	15/02/2025	7	---	15/02	3.38	1	GGB-FXD-150225-07Y-3.375-1.000	---	---	---	---	---	---	---	---	---
250,250	1,000.00	2.90	Actual/Actual	20/03/2023	4	---	20/03	2.90	1	GGB-FXD-200323-04Y-2.900-1.000	---	---	---	---	---	---	---	---	---
964,000	1,000.00	3.25	Actual/Actual	20/03/2025	6	---	20/03	3.25	1	GGB-FXD-200325-06Y-3.250-1.000	---	---	---	---	---	---	---	---	---

## Government Bonds Notes

Transactions Volume = (Pieces) \* (Nominal Price). Transactions Value = (Pieces) \* (Nominal Price) \* (price %) + (Accrued interest).

The Value of current coupon for the issues with NV 0.01 euro refers to NV 100 euros

FLR: Floating Interest Rate.

[1] - The Expiration Date of the interest bearing period and the Date for coupon payment.

## Government Bonds

Number Listed Bonds	Nominal price	Today's Rate	Accrued Interest Calc	Exp. Date [1]	Duration (years)	Note	Coupons Date	Curr. coupon value	Trading Unit	Government Bonds	Price min	Price max	Closing price	Previous closing price/date	Volume	Transactions Value	Price	Last order Buy / Sell	Date
2,100,000	1,000.00	3.55	Actual/Actual	20/03/2026	7	---	20/03	3.55	1	GGB-FXD-200326-07Y-3.550-1.000	---	---	---	---	---	---	---	---	---
40,000	1,000.00	0.11	FLR Actual/360	16/09/2022	1	---	16/03 - 16/09	---	1	GGB-FLT-160922-01Y-0.108-1.000	---	---	---	---	---	---	---	---	---
5,500,000	1,000.00	1.50	Actual/Actual	18/06/2030	10	---	18/06	1.50	1	GGB-FXD-180630-10Y-1.500-1.000	---	---	---	---	---	---	---	---	---
5,364,250	1,000.00	3.25	Actual/Actual	20/03/2050	30	---	20/03	3.25	1	GGB-FXD-200350-30Y-3.250-1.000	---	---	---	---	---	---	---	---	---
2,424,361	1,000.00	2.00	Actual/Actual	22/04/2027	7	---	22/04	2.00	1	GGB-FXD-220427-07Y-2.000-1.000	---	---	---	---	---	---	99.9000	B	22/04/2020
2,500,000	1,000.00	1.88	Actual/Actual	23/07/2026	7	---	23/07	1.88	1	GGB-FXD-230726-07Y-1.875-1.000	---	---	---	---	---	---	---	---	---
3,500,000	1,000.00	1.88	Actual/Actual	24/01/2052	30	---	24/01	1.88	1	GGB-FXD-240152-30Y-1.875-1.000	---	---	---	---	---	---	---	---	---
3,000,000	1,000.00	1.75	Actual/Actual	26/01/2032	10	---	18/06	1.75	1	GGB-FXD-180632-10Y-1.750-1.000	---	---	---	---	---	---	---	---	---

## Government Bonds Notes

Transactions Volume = (Pieces) \* (Nominal Price). Transactions Value = (Pieces) \* (Nominal Price) \* (price %) + (Accrued interest).

The Value of current coupon for the issues with NV 0.01 euro refers to NV 100 euros

FLR: Floating Interest Rate.

[1] - The Expiration Date of the interest bearing period and the Date for coupon payment.

Treasury Bills & Zero Coupon Government Bonds

Issue Date	13-Week Maturity									26-Week Maturity									52-Week Maturity								
	Exp. Date	Initial Rate	Num Listed Bonds	Nominal price	Issue price	Last Trade Price	Last Trade Date	Volume Traded	Note	Exp. Date	Initial Rate	Num Listed Bonds	Nominal price	Issue price	Last Trade Price	Last Trade Date	Volume Traded	Note	Exp. Date	Initial Rate	Num Listed Bonds	Nominal price	Issue price	Last Trade Price	Last Trade Date	Volume Traded	Note
12/03/2021	---	---	---	---	---	---	---	---	---	---	---	---	---	---	---	---	---	---	11/03/2022	-0.22	1,000,000	1,000.00	1,002.24	---	---	---	---
11/06/2021	---	---	---	---	---	---	---	---	---	---	---	---	---	---	---	---	---	---	10/06/2022	-0.31	1,600,000	1,000.00	1,003.10	---	---	---	---
10/09/2021	---	---	---	---	---	---	---	---	---	---	---	---	---	---	---	---	---	---	09/09/2022	-0.31	1,000,000	1,000.00	1,003.14	---	---	---	---
10/12/2021	---	---	---	---	---	---	---	---	---	---	---	---	---	---	---	---	---	---	09/12/2022	-0.40	600,000	1,000.00	1,004.06	---	---	---	---

Bonds in Circulation	Currency / Min nominal traded Value	Coupons Payment Date	Current Coupon Value	Note	Coupon	Trading Unit	Issue Date	Duration (years)	Today's Interest	A.I.C in days	Bonds	Last price of previous days		Last Outcry in Cash (euro)			Trades in Pieces	Life min	Life Max
												Price	Buy / Sell	Price	Buy / Sell	Date			
<b>Corporate Bonds in Foreign Currency and Euro</b>																			
103,746	GBP / 10	01/12	0.25	---	63	1	01/12/1930	98	2.5	360	National Mortgage Bank	2.27	05/02/1996	2.27	S	05/02/1996	---	2.27	2.27
0	GBP / 10	01/12	0.25	---	65	1	01/12/1928	100	2.5	360	National Mortgage Bank	---	---	---	---	---	---	---	---

## Government Bonds Notes

A.I.C: Accrued Interest Calculation base.

FLR: Floating Interest Rate.

The minimum tradeable Nominal Value for all Demeterialised Government Titles is 100 Euros.

(μφρ-0)

## Athex &amp; ATHEXClear Members List

Member Name				Stock Market			Derivatives Market		ATHEXClear Member	
	Address	Phone	Fax	Market Member	Remote Member	Market Maker	Proprietary	Market Maker	General Clearing	Direct Clearing
A. SARRIS SECURITIES S.A.				a						
6, ΔΡΑΓΑΤΣΑΝΙΟΥ 6 ΑΘΗΝΑ	2103367700									
AEONIC SECURITIES C.I.F. P.L.C.				a	a					
, ΛΑΪΟΥ 6, ΓΡ. 301B, ANNA COURT	35725337600									
ALPHA BANK S.A.									a	
, ΣΤΑΔΙΟΥ 40 ΑΘΗΝΑ	2103260000									
ALPHA FINANCE INVESTMENT SERVICES SINGLE MEMBER SA				a		a	a	a		a
5, ΜΕΡΛΙΝ 5 ΑΘΗΝΑ	2103677400									
ARGUS STOCKBROKERS LTD				a	a		a			
25, 25 ΛΕΩΦΟΡΟΣ ΔΗΜΟΣΘΕΝΗ ΣΕΒΕΡΗ	0035722717000									
ATLANTIC SECURITIES LTD				a	a					
37, ΠΡΟΔΡΟΜΟΥ 37	0035722445400									
AXON SECURITIES S.A.				a			a			
48, ΣΤΑΔΙΟΥ 48 ΑΘΗΝΑ	2103363800									
BETA SECURITIES S.A.				a		a	a			a
29, Α.ΑΛΕΞΑΝΔΡΑΣ 29 ΑΘΗΝΑ	2106478930								a	
BNP PARIBAS SECURITIES SERVICES									a	
2, ΛΑΜΨΑΚΟΥ 2 ΑΘΗΝΑ	2107468500									
BOFA SECURITIES EUROPE SA				a	a					
, 112 AVENUE KL'BER 75116	+33 153655555									
CAPITAL SECURITIES S.A.				a			a			
58, ΜΗΤΡΟΠΟΛΕΩΣ 58 ΑΘΗΝΑ	2103369700									
CFS SECURITIES INVESTMENT SERVICES S.A.				a						
3, ΠΑΠΑΡΡΗΓΟΠΟΥΛΟΥ 3 ΑΘΗΝΑ	2103360800									
CITIGROUP GLOBAL MARKETS EUROPE AG				a	a					
16, REUTERWEG 16 FRANKFURT	+49 691366-0									
CITIGROUP GLOBAL MARKETS LIMITED				a						
1, 33 CANADA SQUARE - CANARY WHARF	+44 02079864000									
CREDIT SUISSE BANK (EUROPE), S.A.				a	a					
, CALLE AYALA 42, 3A PLANTA-B MADRID	+34917916000									
CREDIT SUISSE SECURITIES (EUROPE) LIMITED				a						
1, ONE CABOT SQUARE LONDON	+44 2078888888									
CYCLOS SECURITIES S.A.				a			a			
39, ΠΑΝΕΠΙΣΤΗΜΙΟΥ 39 ΑΘΗΝΑ	2103364300									
DEUTSCHE BANK S.A.					a					
1, GREAT WINCHESTER STREET LONDON	+44 20 754 54209	00441133361437								
DYNAMIC SECURITIES S.A.				a			a			a
, ΤΡΑΛΛΕΩΝ 2 & Α.ΣΥΓΓΡΟΥ 223 ΝΕΑ ΣΜΥΡΝΗ	2103677700									
EUROBANK EQUITIES INVESTMENT FIRM S.A				a		a	a	a		a
, ΦΙΛΕΛΛΗΝΩΝ 10 & ΞΕΝΟΦΩΝΤΟΣ 13 ΑΘΗΝΑ	2103720425									
EUROBANK S.A.									a	
, ΟΘΩΝΟΣ 8 ΑΘΗΝΑ	2103337000									
EUROCORP INVESTMENT SERVICES S.A.				a			a			a
14, ΠΛ.ΦΙΛΙΚΗΣ ΕΤΑΙΡΕΙΑΣ 14 ΑΘΗΝΑ	2107263600									
EUROTRUST INVESTMENT FIRM SA				a						
113, ΣΕΒΑΣΤΟΥΠΟΛΕΩΣ 113 ΑΘΗΝΑ	2103363100									
EUROXX SECURITIES S.A.				a		a	a	a		a
7, ΠΑΛΑΙΟΛΟΓΟΥ ΧΑΛΑΝΔΡΙ	(210)-6879400	(210)-6879401								
7, ΠΑΛΕΟΛΟΓΟΥ ΧΑΛΑΝΔΡΙ	+30 2106879400	210-6879401								
G. A. PERVANAS SECURITIES- INVESTMENT SERVICES S.A.				a						
7-9, ΣΟΦΟΚΛΕΟΥΣ 7-9 ΑΘΗΝΑ	2103727200									
GLOBAL CAPITAL SECURITIES & FINANCIAL SERVICES LTD				a	a					
50, ΛΑΡΧΙΠΕΡΙΣΚΟΠΟΥ ΜΑΚΑΡΙΟΥ Γ50	0035722710710									
HELLENIC AMERICAN SECURITIES S.A.				a		a	a			a
27, ΑΝΔΡΕΑ ΠΑΠΑΝΔΡΕΟΥ 27 ΜΑΡΟΥΣΙ	2103311100									
HELLENIC BANK (INVESTMENTS) LTD					a					
, ΑΥΞ.ΚΥΡΙΑΚΟΥ ΜΑΤΣΙ 31 - PO BOX 24747 NICOSIA	+357 22500100	357 22500110								
HSBC CONTINENTAL EUROPE									a	
109-111, Α.ΜΕΣΟΓΕΙΩΝ 109-111	2106960000									
INDEX SECURITIES S.A.				a						
6, ΔΡΑΓΑΤΣΑΝΙΟΥ 6 ΑΘΗΝΑ	2103213920									
J. CHR. MAVRIKIS SECURITIES S.A.				a						
5, ΣΟΦΟΚΛΕΟΥΣ 5 ΑΘΗΝΑ	2103216730									



## Athex &amp; ATHEXClear Members List

Member Name				Stock Market			Derivatives Market		ATHEXClear Member	
	Address	Phone	Fax	Market Member	Remote Member	Market Maker	Proprietary	Market Maker	General Clearing	Direct Clearing
KAPPA SECURITIES S.A.				a			a			
15, ΒΑΛΛΑΡΙΤΟΥ 15 ΑΘΗΝΑ	2103678600									
KARAMANOF SECURITIES & INVESTMENT SERVICES S.A.				a						
2, ΠΛ.ΑΓ.ΘΕΟΔΩΡΩΝ 2 ΑΘΗΝΑ	2103212947									
LAIKI FINANCIAL SERVICES LTD					a					
26, AVE. VYRONOS NICOSIA	357 22367367	357 22718567								
LEON DEPOLAS SECURITIES S.A.				a		a	a			
1, ΧΡΗΣΤΟΥ ΛΑΔΑ 1 ΑΘΗΝΑ	2103213276 -28									
MEGA EQUITY SECURITIES & FINANCIAL SERVICES PUBLIC LTD				a	a		a			
42-44, ΛΕΩΦ.ΓΡΙΒΑ ΔΙΓΕΝΗ 42-44	0035722711711									
MERIT SECURITIES S.A				a		a	a			a
5, ΣΟΦΟΚΛΕΟΥΣ 5 ΑΘΗΝΑ	2103671880									
MERRILL LYNCH INTERNATIONAL				a						
2, 2 KING EDWARD STREET LONDON	+44 20276281000									
N. CHRYSOCHOIDIS SECURITIES S.A.				a			a			a
7-9, ΣΟΦΟΚΛΕΟΥΣ 7-9 ΑΘΗΝΑ	2103213913									
NATIONAL BANK OF GREECE S.A.				a			a		a	
86, ΑΙΟΛΟΥ STR. ΑΘΗΝΑ	(210)-3341000	(210)-3228187								
68, ΑΚΑΔΙΜΙΑΣ STR. ΑΘΗΝΑ	(210)-3328817	(210)-3328678								
NATIONAL SECURITIES SINGLE MEMBER SA				a		a	a	a		
66, ΛΕΩΦΟΡΟΣ ΑΘΗΝΩΝ 128-132 & ΙΦΙΓΕΝΙΑΣ ΑΘΗΝΑ	2103328784									
NUNTIUS BROKERAGE AND INVESTMENT SERVICES S.A				a						
6, ΔΡΑΓΑΤΣΑΝΙΟΥ 6 ΑΘΗΝΑ	2103350599									
ONE PLUS CAPITAL LIMITED				a	a					
, 75 PRODROMOU AVENUE NICOSIA 1307	35722873760									
OPTIMA BANK S.A.				a		a	a	a	a	
32, ΑΙΓΙΑΛΕΙΑΣ 32 & ΠΑΡΑΔΕΙΣΟΥ ΜΑΡΟΥΣΙ	2108173663									
PANTELAKIS SECURITIES S.A.				a		a	a	a		
57, ΕΘΝΙΚΗΣ ΑΝΤΙΣΤΑΣΕΩΣ 57, ΚΤΙΡΙΟ Β CHALANDRI	2106965000									
PEGASUS SECURITIES S.A				a			a			
17, ΒΑΛΛΑΡΙΤΟΥ 17 & ΑΜΕΡΙΚΗΣ ΑΘΗΝΑ	2103670700									
PIRAEUS BANK S.A.				a			a		a	
, ΑΜΕΡΙΚΗΣ 4 ΑΘΗΝΑ	2103335000									
PIRAEUS SECURITIES S. A.				a		a	a	a		a
10, ΣΤΑΔΙΟΥ 10 ΑΘΗΝΑ	2103354100									
PROCHOICE SECURITIES LTD				a	a					
57, ΛΕΩΦ.ΣΠΥΡΟΥ ΚΥΠΡΙΑΝΟΥ 57, ΑΚΙΝΗΤΑ Φ	035724661192									
SHARELINK SECURITIES & FINANCIAL SERVICES LTD				a			a			
6, HOUSE-ΘΕΟΤΟΚΗ 6 ΜΕΓΑΡΟ ΕΛΜΗΝΑ	+357 22554200									
SOCIETE GENERALE S.A.				a	a		a			
, 17 COURS VALMY, CEDEX	+157290504									
SOLIDUS SECURITIES S.A				a			a			a
64, ΛΟΥΙΖΗΣ ΠΙΑΝΚΟΥΡ 64 ΑΘΗΝΑ	2106900600									
ST. EM. LAVRENTAKIS SECURITIES S.A.				a			a			
7-9, ΣΟΦΟΚΛΕΟΥΣ 7-9 ΑΘΗΝΑ	2103213336									
THE CYPRUS INVESTMENT & SECURITIES CORPORATION LTD				a	a					
154, ΛΕΩΦ. ΚΥΡΗΝΕΙΑΣ	0035722121700									
UBS EUROPE SE				a	a					
, OPERNTURM, BOCKENHEIMER LANDSTRASSE 2-4	496921790									
UBS LIMITED					a					
1, FINSBURY AVENUE LONDON	+44 2075687135									

## List of Stocks under Market Making operations

Securities	Market Maker	Start Market Making	Stock Category
MLS MULTIMEDIA SA (CR)			Suspension Status
	PIRAEUS SECURITIES S. A.	01/08/2019	
ALPHA ETF FTSE Athex Large Cap			Exchange Traded Funds (ETFs)
	ALPHA FINANCE INVESTMENT SERVICES SINGLE MEMBER SA	02/01/1900	
	NATIONAL SECURITIES SINGLE MEMBER SA	02/01/1900	
ADMIE (IPTO) HOLDING S.A. (CR)			Main Market
	EUROBANK EQUITIES INVESTMENT FIRM S.A	24/05/2021	
	HELLENIC AMERICAN SECURITIES S.A.	09/03/2020	
	PIRAEUS SECURITIES S. A.	29/06/2017	
AEGEAN AIRLINES (CR)			Main Market
	EUROBANK EQUITIES INVESTMENT FIRM S.A	22/09/2020	
ALPHA SERVICES HOLD (CR)			Main Market
	ALPHA FINANCE INVESTMENT SERVICES SINGLE MEMBER SA	29/02/2016	
	EUROBANK EQUITIES INVESTMENT FIRM S.A	22/10/2006	
	HELLENIC AMERICAN SECURITIES S.A.	25/07/2014	
	LEON DEPOLAS SECURITIES S.A.	04/01/2016	
	MERIT SECURITIES S.A	03/09/2012	
	NATIONAL SECURITIES SINGLE MEMBER SA	02/01/1900	
	PIRAEUS SECURITIES S. A.	28/05/2009	
ANDROMEDA SA (CR)			Main Market
	BETA SECURITIES S.A.	15/02/2021	
AS COMPANY SA (CR)			Main Market
	EUROBANK EQUITIES INVESTMENT FIRM S.A	01/04/2019	
ATTICA BANK S.A. (CR)			Main Market
	EUROXX SECURITIES S.A.	22/01/2016	
	PIRAEUS SECURITIES S. A.	20/09/2017	
AUTOHELLAS SA (CR)			Main Market
	ALPHA FINANCE INVESTMENT SERVICES SINGLE MEMBER SA	01/07/2019	
	EUROXX SECURITIES S.A.	02/07/2018	
AVAX S.A. (CR)			Main Market
	EUROBANK EQUITIES INVESTMENT FIRM S.A	14/12/2015	
	PIRAEUS SECURITIES S. A.	01/02/2021	
AVE (CR)			Main Market
	EUROXX SECURITIES S.A.	05/06/2020	
BRIQ PROPERTIES (CR)			Main Market
	EUROBANK EQUITIES INVESTMENT FIRM S.A	09/09/2019	
	LEON DEPOLAS SECURITIES S.A.	22/02/2021	
BYTE COMPUTER SA (CR)			Main Market
	MERIT SECURITIES S.A	04/08/2008	
CC HBC AG (CR)			Main Market
	BETA SECURITIES S.A.	08/03/2021	
	NATIONAL SECURITIES SINGLE MEMBER SA	02/01/1900	
	PIRAEUS SECURITIES S. A.	04/05/2015	
CENERGY HOLDINGS (CB)			Main Market
	ALPHA FINANCE INVESTMENT SERVICES SINGLE MEMBER SA	02/01/2016	
	EUROBANK EQUITIES INVESTMENT FIRM S.A	02/01/2016	
CNL CAPITAL (CR)			Main Market
	MERIT SECURITIES S.A	01/10/2018	
EKTER SA (CR)			Main Market
	EUROBANK EQUITIES INVESTMENT FIRM S.A	16/10/2017	
	LEON DEPOLAS SECURITIES S.A.	21/05/2018	
ELASTRON (CR)			Main Market
	LEON DEPOLAS SECURITIES S.A.	20/02/2017	
ELLAKTOR (CR)			Main Market
	ALPHA FINANCE INVESTMENT SERVICES SINGLE MEMBER SA	18/03/2019	
	EUROBANK EQUITIES INVESTMENT FIRM S.A	01/06/2012	
	EUROXX SECURITIES S.A.	24/09/2018	
	NATIONAL SECURITIES SINGLE MEMBER SA	02/01/1900	
	PIRAEUS SECURITIES S. A.	22/10/2018	
ELTON SA (CR)			Main Market
	BETA SECURITIES S.A.	03/09/2012	
	LEON DEPOLAS SECURITIES S.A.	01/04/2019	
ELVALHALCOR (CR)			Main Market
	ALPHA FINANCE INVESTMENT SERVICES SINGLE MEMBER SA	07/05/2018	
	EUROBANK EQUITIES INVESTMENT FIRM S.A	07/05/2018	
ELVE SA (CR)			Main Market
	LEON DEPOLAS SECURITIES S.A.	02/11/2020	
ENTERSOFT (CR)			Main Market
	EUROBANK EQUITIES INVESTMENT FIRM S.A	22/06/2020	

List of Stocks under Market Making operations

Securities	Market Maker	Start Market Making	Stock Category
<b>EUROBANK HOLDINGS (CR)</b>			Main Market
ALPHA FINANCE INVESTMENT SERVICES SINGLE MEMBER SA		09/01/2006	
EUROBANK EQUITIES INVESTMENT FIRM S.A		01/06/2012	
HELLENIC AMERICAN SECURITIES S.A.		25/07/2014	
LEON DEPOLAS SECURITIES S.A.		30/11/2018	
MERIT SECURITIES S.A		06/11/2017	
NATIONAL SECURITIES SINGLE MEMBER SA		02/01/1900	
PIRAEUS SECURITIES S. A.		28/09/2009	
<b>EUROPEAN RELIANCE INSUR. (CR)</b>			Main Market
BETA SECURITIES S.A.		27/07/2020	
PANTELAKIS SECURITIES S.A.		15/07/2019	
<b>EYDAP S.A. (CR)</b>			Main Market
ALPHA FINANCE INVESTMENT SERVICES SINGLE MEMBER SA		27/01/2020	
EUROBANK EQUITIES INVESTMENT FIRM S.A		10/06/2019	
<b>FOURLIS (CR)</b>			Main Market
EUROBANK EQUITIES INVESTMENT FIRM S.A		01/12/2016	
PIRAEUS SECURITIES S. A.		06/03/2017	
<b>GEK TERNA (CR)</b>			Main Market
BETA SECURITIES S.A.		08/03/2021	
EUROBANK EQUITIES INVESTMENT FIRM S.A		24/05/2021	
PIRAEUS SECURITIES S. A.		29/08/2019	
<b>GR. SARANTIS S.A. (CR)</b>			Main Market
BETA SECURITIES S.A.		14/05/2012	
EUROBANK EQUITIES INVESTMENT FIRM S.A		24/10/2016	
<b>HELLENIC EXCHANGES-A.S.E. (CR)</b>			Main Market
HELLENIC AMERICAN SECURITIES S.A.		01/09/2014	
NATIONAL SECURITIES SINGLE MEMBER SA		02/01/1900	
PIRAEUS SECURITIES S. A.		04/05/2015	
<b>HELLENIC PETROLEUM (CR)</b>			Main Market
HELLENIC AMERICAN SECURITIES S.A.		14/09/2015	
PIRAEUS SECURITIES S. A.		20/03/2017	
<b>IDEAL HOLDINGS (CR)</b>			Main Market
EUROBANK EQUITIES INVESTMENT FIRM S.A		07/06/2021	
PIRAEUS SECURITIES S. A.		07/06/2021	
<b>IKTINOS HELLAS SA (CR)</b>			Main Market
ALPHA FINANCE INVESTMENT SERVICES SINGLE MEMBER SA		01/04/2019	
EUROBANK EQUITIES INVESTMENT FIRM S.A		25/02/2019	
NATIONAL SECURITIES SINGLE MEMBER SA		02/01/1900	
<b>INFORM P. LYKOS (CR)</b>			Main Market
BETA SECURITIES S.A.		31/01/2022	
<b>INTERCONTINENTAL (CR)</b>			Main Market
LEON DEPOLAS SECURITIES S.A.		03/06/2019	
<b>INTERWOOD-XYLEMPORIA (CR)</b>			Main Market
EUROBANK EQUITIES INVESTMENT FIRM S.A		05/07/2021	
PANTELAKIS SECURITIES S.A.		01/07/2021	
<b>INTRAKAT (CR)</b>			Main Market
BETA SECURITIES S.A.		04/10/2021	
<b>JUMBO SA (CR)</b>			Main Market
BETA SECURITIES S.A.		01/02/2021	
EUROBANK EQUITIES INVESTMENT FIRM S.A		25/05/2020	
MERIT SECURITIES S.A		06/11/2017	
PIRAEUS SECURITIES S. A.		06/03/2017	
<b>KARAMOLEGOS SA (CR)</b>			Main Market
EUROXX SECURITIES S.A.		04/10/2019	
<b>KLOUKINAS - LAPPAS SA (CR)</b>			Main Market
BETA SECURITIES S.A.		22/09/2014	
<b>KRI-KRI S.A. (CR)</b>			Main Market
EUROBANK EQUITIES INVESTMENT FIRM S.A		07/05/2018	
LEON DEPOLAS SECURITIES S.A.		16/01/2017	
<b>LAMDA DEVELOPMENT SA (CR)</b>			Main Market
EUROBANK EQUITIES INVESTMENT FIRM S.A		08/12/2014	
PANTELAKIS SECURITIES S.A.		06/11/2017	
PIRAEUS SECURITIES S. A.		29/06/2017	
<b>LAMPASA HOTEL SA (CR)</b>			Main Market
LEON DEPOLAS SECURITIES S.A.		16/01/2017	
<b>MARFIN INVESTMENT GROUP (CR)</b>			Main Market
EUROBANK EQUITIES INVESTMENT FIRM S.A		23/03/2015	
PIRAEUS SECURITIES S. A.		02/02/2009	

List of Stocks under Market Making operations

Securities	Market Maker	Start Market Making	Stock Category
<b>MOTOR OIL (CR)</b>			
	BETA SECURITIES S.A.	08/03/2021	Main Market
	EUROBANK EQUITIES INVESTMENT FIRM S.A	22/10/2006	
	LEON DEPOLAS SECURITIES S.A.	01/04/2019	
	MERIT SECURITIES S.A	25/02/2019	
	NATIONAL SECURITIES SINGLE MEMBER SA	02/01/1900	
	PIRAEUS SECURITIES S. A.	04/05/2015	
<b>MYTILINEOS (CR)</b>			
	ALPHA FINANCE INVESTMENT SERVICES SINGLE MEMBER SA	15/04/2019	Main Market
	EUROBANK EQUITIES INVESTMENT FIRM S.A	20/09/2017	
	MERIT SECURITIES S.A	25/02/2019	
	NATIONAL SECURITIES SINGLE MEMBER SA	02/01/1900	
	PIRAEUS SECURITIES S. A.	04/05/2015	
<b>NATIONAL BANK (CR)</b>			
	ALPHA FINANCE INVESTMENT SERVICES SINGLE MEMBER SA	09/01/2006	Main Market
	BETA SECURITIES S.A.	01/02/2021	
	EUROBANK EQUITIES INVESTMENT FIRM S.A	22/10/2006	
	HELLENIC AMERICAN SECURITIES S.A.	25/07/2014	
	LEON DEPOLAS SECURITIES S.A.	20/05/2015	
	MERIT SECURITIES S.A	03/09/2012	
	NATIONAL SECURITIES SINGLE MEMBER SA	02/01/1900	
	PIRAEUS SECURITIES S. A.	08/09/2008	
<b>OPAP (CR)</b>			
	ALPHA FINANCE INVESTMENT SERVICES SINGLE MEMBER SA	09/01/2006	Main Market
	EUROBANK EQUITIES INVESTMENT FIRM S.A	22/10/2006	
	HELLENIC AMERICAN SECURITIES S.A.	25/07/2014	
	MERIT SECURITIES S.A	20/03/2017	
	NATIONAL SECURITIES SINGLE MEMBER SA	02/01/1900	
	PIRAEUS SECURITIES S. A.	04/05/2015	
<b>OTE (CR)</b>			
	ALPHA FINANCE INVESTMENT SERVICES SINGLE MEMBER SA	09/01/2006	Main Market
	EUROBANK EQUITIES INVESTMENT FIRM S.A	22/10/2006	
	HELLENIC AMERICAN SECURITIES S.A.	25/07/2014	
	LEON DEPOLAS SECURITIES S.A.	20/04/2015	
	MERIT SECURITIES S.A	20/03/2017	
	NATIONAL SECURITIES SINGLE MEMBER SA	02/01/1900	
	PIRAEUS SECURITIES S. A.	08/09/2008	
<b>P.P.A. S.A. (CR)</b>			
	EUROBANK EQUITIES INVESTMENT FIRM S.A	06/02/2019	Main Market
<b>PAPOUTSANIS (CR)</b>			
	BETA SECURITIES S.A.	25/11/2013	Main Market
	EUROBANK EQUITIES INVESTMENT FIRM S.A	06/12/2021	
<b>PETROPOULOS PETROS (CR)</b>			
	EUROBANK EQUITIES INVESTMENT FIRM S.A	01/04/2019	Main Market
	PANTELAKIS SECURITIES S.A.	16/03/2020	
<b>PIRAEUS FINANCIAL HOLD (CR)</b>			
	ALPHA FINANCE INVESTMENT SERVICES SINGLE MEMBER SA	15/04/2019	Main Market
	EUROBANK EQUITIES INVESTMENT FIRM S.A	22/10/2006	
	EUROXX SECURITIES S.A.	15/02/2016	
	HELLENIC AMERICAN SECURITIES S.A.	25/07/2014	
	LEON DEPOLAS SECURITIES S.A.	30/11/2018	
	MERIT SECURITIES S.A	16/09/2013	
	NATIONAL SECURITIES SINGLE MEMBER SA	02/01/1900	
	PIRAEUS SECURITIES S. A.	16/02/2009	
<b>PLAISIO COMPUTERS SA (CR)</b>			
	EUROBANK EQUITIES INVESTMENT FIRM S.A	02/03/2015	Main Market
<b>PPC (CR)</b>			
	ALPHA FINANCE INVESTMENT SERVICES SINGLE MEMBER SA	09/01/2006	Main Market
	BETA SECURITIES S.A.	01/02/2021	
	EUROBANK EQUITIES INVESTMENT FIRM S.A	22/10/2006	
	HELLENIC AMERICAN SECURITIES S.A.	01/09/2014	
	MERIT SECURITIES S.A	06/11/2017	
	NATIONAL SECURITIES SINGLE MEMBER SA	02/01/1900	
	PIRAEUS SECURITIES S. A.	28/09/2009	
<b>PREMIA (CR)</b>			
	BETA SECURITIES S.A.	01/06/2021	Main Market
	PANTELAKIS SECURITIES S.A.	23/12/2021	
<b>PROFILE SA (CR)</b>			
	PANTELAKIS SECURITIES S.A.	01/07/2019	Main Market

List of Stocks under Market Making operations

Securities	Market Maker	Start Market Making	Stock Category
<b>QUEST HOLDINGS (CR)</b>			
	BETA SECURITIES S.A.	26/03/2018	Main Market
	EUROBANK EQUITIES INVESTMENT FIRM S.A	28/01/2019	
<b>TERNA ENERGY (CR)</b>			
	BETA SECURITIES S.A.	08/03/2021	Main Market
	EUROBANK EQUITIES INVESTMENT FIRM S.A	24/05/2021	
	PIRAEUS SECURITIES S. A.	09/12/2019	
<b>THRACE PLASTICS SA (CR)</b>			
	ALPHA FINANCE INVESTMENT SERVICES SINGLE MEMBER SA	26/03/2018	Main Market
	EUROBANK EQUITIES INVESTMENT FIRM S.A	26/03/2018	
<b>TITAN CEMENT (CB)</b>			
	BETA SECURITIES S.A.	01/02/2021	Main Market
	EUROBANK EQUITIES INVESTMENT FIRM S.A	06/11/2019	
	PIRAEUS SECURITIES S. A.	18/01/2021	
<b>TZIRAKIAN PROFIL (CR)</b>			
	LEON DEPOLAS SECURITIES S.A.	19/07/2021	Main Market
<b>UNIBIOS (CR)</b>			
	LEON DEPOLAS SECURITIES S.A.	01/02/2021	Main Market
<b>VIOHALCO SA/NV (CB)</b>			
	ALPHA FINANCE INVESTMENT SERVICES SINGLE MEMBER SA	11/03/2008	Main Market
	EUROBANK EQUITIES INVESTMENT FIRM S.A	04/03/2014	
	MERIT SECURITIES S.A	17/03/2014	

Underlying Asset				Derivatives Market													
Price max	Price min	Closing price	change	Delivery Month	Open price	Price max	Price min	Last price	Closing price	Last Bid	Last Ask	Fixing price*	Life high	Life low	Trades	Volume	Open Interest
<b>FTSE/Athex Large Cap</b>				(Trade Unit: 1 Index Point x 2€, Cash Settlement)													
2,367.26	2,339.41	2,360.94	0.61%	February 2022	2,320.00	2,366.50	2,320.00	2,355.00	2,355.00	---	---	---	2,366.50	---	206	998	2,365
				March 2022	2,340.00	2,363.50	2,339.50	2,355.00	2,355.00	---	---	---	2,363.50	---	27	91	187
				April 2022	---	---	---	---	2,354.75	---	---	---	---	---	---	---	---
				June 2022	---	---	---	---	2,363.25	---	---	---	---	---	---	---	---
				September 2022	---	---	---	---	2,375.00	---	---	---	---	---	---	---	---
				December 2022	---	---	---	---	2,387.00	---	---	---	---	---	---	---	---
<b>FTSE/Athex Banks</b>				(Trade Unit: 1 Index Point x 15€, Cash Settlement)													
743.48	723.95	743.48	1.83%	March 2022	---	---	---	---	734.50	---	---	---	694.50	---	---	---	3
				June 2022	---	---	---	---	735.25	---	---	---	---	---	---	---	---
				September 2022	---	---	---	---	739.00	---	---	---	---	---	---	---	---
				December 2022	---	---	---	---	742.75	---	---	---	---	---	---	---	---

Derivatives notes

Fixing prices and final open positions can be retrieved from the following path <http://www.helex.gr/el/web/guest/statistics-end-of-day-derivatives>

Underlying Asset				Derivatives Market													
Price max	Price min	Closing price	change	Delivery Month	Open price	Price max	Price min	Last price	Closing price	Last Bid	Last Ask	Fixing price*	Life high	Life low	Trades	Volume	Open Interest
<b>ADMIE (IPTO) HOLDING S.A. (CR)</b>				(Contract Size: 100 Securities, Physical Delivery)													
2.51	2.475	2.485	0.40%	March 2022	2.49	2.50	2.49	2.49	2.49	---	---	---	2.62	---	22	125	5,025
				June 2022	---	---	---	---	2.49	---	---	---	---	---	---	---	---
				September 2022	---	---	---	---	2.51	---	---	---	---	---	---	---	---
				December 2022	---	---	---	---	2.52	---	---	---	---	---	---	---	---
<b>ALPHA SERVICES HOLD (CR)</b>				(Contract Size: 100 Securities, Physical Delivery)													
1.435	1.398	1.433	0.92%	March 2022	1.42	1.44	1.40	1.44	1.44	---	---	---	1.44	---	313	8,723	61,671
				June 2022	1.38	1.45	1.38	1.45	1.45	---	---	---	1.45	---	2	2	205
				September 2022	---	---	---	---	1.45	---	---	---	1.27	---	---	---	---
				December 2022	---	---	---	---	1.44	---	---	---	---	---	---	---	---
<b>CC HBC AG (CR)</b>				(Contract Size: 100 Securities, Physical Delivery)													
30.23	29.7	29.92	-0.83%	March 2022	29.86	30.03	29.86	30.03	30.03	---	---	---	31.99	---	3	8	140
				June 2022	---	---	---	---	30.38	---	---	---	---	---	---	---	---
				September 2022	---	---	---	---	30.54	---	---	---	---	---	---	---	---
				December 2022	---	---	---	---	30.69	---	---	---	---	---	---	---	---
<b>CENERGY HOLDINGS (CB)</b>				(Contract Size: 100 Securities, Physical Delivery)													
3.68	3.61	3.645	-0.82%	March 2022	3.66	3.66	3.64	3.65	3.65	---	---	---	3.87	---	12	65	11,377
				June 2022	---	---	---	---	3.70	---	---	---	---	---	---	---	---
				September 2022	---	---	---	---	3.72	---	---	---	---	---	---	---	---
				December 2022	---	---	---	---	3.74	---	---	---	---	---	---	---	---
<b>ELLAKTOR (CR)</b>				(Contract Size: 100 Securities, Physical Delivery)													
1.245	1.222	1.235	-0.96%	March 2022	1.23	1.25	1.23	1.24	1.24	---	---	---	1.54	---	16	278	10,103
				June 2022	---	---	---	---	1.26	---	---	---	---	---	---	---	---
				September 2022	---	---	---	---	1.26	---	---	---	---	---	---	---	---
				December 2022	---	---	---	---	1.27	---	---	---	---	---	---	---	---
<b>EUROBANK HOLDINGS (CR)</b>				(Contract Size: 100 Securities, Physical Delivery)													
1.1295	1.0895	1.1295	1.94%	March 2022	1.11	1.13	1.09	1.12	1.12	---	---	---	1.13	---	79	2,895	32,262
				June 2022	1.15	1.15	1.15	1.15	1.15	---	---	---	1.15	---	1	1	100
				September 2022	---	---	---	---	1.12	---	---	---	---	---	---	---	---
				December 2022	---	---	---	---	1.13	---	---	---	---	---	---	---	---
<b>EYDAP S.A. (CR)</b>				(Contract Size: 100 Securities, Physical Delivery)													
7.7	7.56	7.56	-1.43%	March 2022	---	---	---	---	7.68	---	---	---	8.10	---	---	---	467
				June 2022	---	---	---	---	7.72	---	---	---	---	---	---	---	---
				September 2022	---	---	---	---	7.76	---	---	---	---	---	---	---	---
				December 2022	---	---	---	---	7.80	---	---	---	---	---	---	---	---

Derivatives notes

Fixing prices and final open positions can be retrieved from the following path <http://www.helex.gr/el/web/guest/statistics-end-of-day-derivatives>

Underlying Asset				Derivatives Market													
Price max	Price min	Closing price	change	Delivery Month	Open price	Price max	Price min	Last price	Closing price	Last Bid	Last Ask	Fixing price*	Life high	Life low	Trades	Volume	Open Interest
<b>FOURLIS (CR)</b>				(Contract Size: 100 Securities, Physical Delivery)													
4.435	4.34	4.355	-1.02%	March 2022	4.43	4.44	4.37	4.37	4.37	---	---	---	4.53	---	53	165	3,370
				June 2022	---	---	---	---	4.46	---	---	---	4.14	---	---	---	50
				September 2022	---	---	---	---	4.45	---	---	---	---	---	---	---	---
				December 2022	---	---	---	---	4.48	---	---	---	---	---	---	---	---
<b>GEK TERNA (CR)</b>				(Contract Size: 100 Securities, Physical Delivery)													
9.47	9.23	9.33	-0.85%	March 2022	9.42	9.49	9.26	9.33	9.33	---	---	---	10.10	---	44	288	6,693
				June 2022	---	---	---	---	9.48	---	---	---	---	---	---	---	---
				September 2022	---	---	---	---	9.52	---	---	---	---	---	---	---	---
				December 2022	---	---	---	---	9.57	---	---	---	---	---	---	---	---
<b>HELLENIC EXCHANGES-A.S.E. (CR)</b>				(Contract Size: 100 Securities, Physical Delivery)													
4.025	3.965	4	-0.25%	March 2022	4.00	4.03	3.99	4.03	4.03	---	---	---	4.10	---	10	40	1,558
				June 2022	---	---	---	---	4.11	---	---	---	4.08	---	---	---	91
				September 2022	---	---	---	---	4.06	---	---	---	---	---	---	---	---
				December 2022	---	---	---	---	4.08	---	---	---	---	---	---	---	---
<b>HELLENIC PETROLEUM (CR)</b>				(Contract Size: 100 Securities, Physical Delivery)													
6.67	6.56	6.63	1.07%	March 2022	6.65	6.66	6.58	6.61	6.61	---	---	---	6.90	---	9	17	1,705
				June 2022	---	---	---	---	6.61	---	---	---	---	---	---	---	---
				September 2022	---	---	---	---	6.64	---	---	---	---	---	---	---	---
				December 2022	---	---	---	---	6.67	---	---	---	---	---	---	---	---
<b>INTRACOM HOLDINGS (CR)</b>				(Contract Size: 100 Securities, Physical Delivery)													
1.844	1.79	1.8	-1.21%	March 2022	1.82	1.86	1.80	1.82	1.82	---	---	---	2.14	---	37	152	7,667
				June 2022	---	---	---	---	1.89	---	---	---	1.89	---	---	---	165
				September 2022	---	---	---	---	1.84	---	---	---	---	---	---	---	---
				December 2022	---	---	---	---	1.85	---	---	---	---	---	---	---	---
<b>JUMBO SA (CR)</b>				(Contract Size: 100 Securities, Physical Delivery)													
13.78	13.4	13.73	1.48%	March 2022	13.68	13.77	13.58	13.74	13.74	---	---	---	14.38	---	87	195	1,477
				June 2022	---	---	---	---	13.56	---	---	---	13.70	---	---	---	2
				September 2022	---	---	---	---	13.69	---	---	---	---	---	---	---	---
				December 2022	---	---	---	---	13.76	---	---	---	---	---	---	---	---
<b>LAMDA DEVELOPMENT SA (CR)</b>				(Contract Size: 100 Securities, Physical Delivery)													
6.99	6.89	6.9	-1.15%	March 2022	6.98	7.01	6.91	6.91	6.91	---	---	---	7.58	---	60	179	6,347
				June 2022	---	---	---	---	7.05	---	---	---	7.07	---	---	---	340
				September 2022	---	---	---	---	7.06	---	---	---	---	---	---	---	---
				December 2022	---	---	---	---	7.10	---	---	---	---	---	---	---	---

Derivatives notes

Fixing prices and final open positions can be retrieved from the following path <http://www.helex.gr/el/web/guest/statistics-end-of-day-derivatives>



Underlying Asset				Derivatives Market													
Price max	Price min	Closing price	change	Delivery Month	Open price	Price max	Price min	Last price	Closing price	Last Bid	Last Ask	Fixing price*	Life high	Life low	Trades	Volume	Open Interest
<b>MARFIN INVESTMENT GROUP (CR)</b>				(Contract Size: 100 Securities, Physical Delivery)													
0.0368	0.0357	0.0358	-1.38%	March 2022	0.036	0.037	0.036	0.037	0.037	---	---	---	0.038	---	5	631	35,198
				June 2022	---	---	---	---	0.037	---	---	---	---	---	---	---	---
				September 2022	---	---	---	---	0.037	---	---	---	---	---	---	---	---
				December 2022	---	---	---	---	0.037	---	---	---	---	---	---	---	---
<b>MOTOR OIL (CR)</b>				(Contract Size: 100 Securities, Physical Delivery)													
14.63	14.38	14.47	-0.14%	March 2022	14.60	14.60	14.47	14.49	14.49	---	---	---	15.55	---	30	56	2,511
				June 2022	---	---	---	---	14.59	---	---	---	---	---	---	---	---
				September 2022	---	---	---	---	14.67	---	---	---	---	---	---	---	---
				December 2022	---	---	---	---	14.74	---	---	---	---	---	---	---	---
<b>MYTILINEOS (CR)</b>				(Contract Size: 100 Securities, Physical Delivery)													
15.68	15.38	15.44	-0.32%	March 2022	15.68	15.68	15.46	15.48	15.48	---	---	---	16.25	---	86	323	7,975
				June 2022	15.69	15.69	15.52	15.52	15.52	---	---	---	15.69	---	2	60	51
				September 2022	---	---	---	---	15.68	---	---	---	---	---	---	---	---
				December 2022	---	---	---	---	15.76	---	---	---	---	---	---	---	---
<b>NATIONAL BANK (CR)</b>				(Contract Size: 100 Securities, Physical Delivery)													
3.72	3.593	3.715	3.02%	March 2022	3.69	3.74	3.57	3.74	3.74	---	---	---	3.74	---	512	9,781	24,500
				June 2022	3.63	3.63	3.63	3.63	3.63	---	---	---	3.63	---	1	1	3
				September 2022	---	---	---	---	3.65	---	---	---	---	---	---	---	---
				December 2022	---	---	---	---	3.67	---	---	---	---	---	---	---	---
<b>OPAP (CR)</b>				(Contract Size: 100 Securities, Physical Delivery)													
13.71	13.57	13.71	0.29%	March 2022	13.70	13.70	13.62	13.69	13.69	---	---	---	13.73	---	15	49	1,780
				June 2022	---	---	---	---	13.59	---	---	---	13.50	---	---	---	35
				September 2022	---	---	---	---	13.84	---	---	---	---	---	---	---	---
				December 2022	---	---	---	---	13.91	---	---	---	---	---	---	---	---
<b>OTE (CR)</b>				(Contract Size: 100 Securities, Physical Delivery)													
17.875	17.595	17.595	-0.31%	March 2022	17.76	17.80	17.59	17.59	17.59	---	---	---	17.90	---	15	78	1,015
				June 2022	---	---	---	---	17.78	---	---	---	---	---	---	---	---
				September 2022	---	---	---	---	17.86	---	---	---	---	---	---	---	---
				December 2022	---	---	---	---	17.95	---	---	---	---	---	---	---	---
<b>P.P.A. S.A. (CR)</b>				(Contract Size: 100 Securities, Physical Delivery)													
17.24	17.04	17.18	0.00%	March 2022	---	---	---	---	17.27	---	---	---	18.15	---	---	---	693
				June 2022	---	---	---	---	17.30	---	---	---	---	---	---	---	---
				September 2022	---	---	---	---	17.39	---	---	---	---	---	---	---	---
				December 2022	---	---	---	---	17.48	---	---	---	---	---	---	---	---

Derivatives notes

Fixing prices and final open positions can be retrieved from the following path <http://www.helex.gr/el/web/guest/statistics-end-of-day-derivatives>

Underlying Asset				Derivatives Market													
Price max	Price min	Closing price	change	Delivery Month	Open price	Price max	Price min	Last price	Closing price	Last Bid	Last Ask	Fixing price*	Life high	Life low	Trades	Volume	Open Interest
<b>PIRAEUS FINANCIAL HOLD (CR)</b>																	
(Contract Size: 100 Securities, Physical Delivery)																	
1.723	1.637	1.691	1.87%	March 2022	1.65	1.72	1.64	1.70	1.70	---	---	---	1.72	---	310	7,106	32,550
				June 2022	1.68	1.68	1.68	1.68	1.68	---	---	---	1.68	---	1	2	1
				September 2022	---	---	---	---	1.68	---	---	---	---	---	---	---	---
				December 2022	---	---	---	---	1.69	---	---	---	---	---	---	---	---
<b>PPC (CR)</b>																	
(Contract Size: 100 Securities, Physical Delivery)																	
8.66	8.32	8.445	1.75%	March 2022	8.42	8.70	8.40	8.47	8.47	---	---	---	10.69	---	195	1,010	21,383
				June 2022	---	---	---	---	8.38	---	---	---	9.47	---	---	---	86
				September 2022	---	---	---	---	8.40	---	---	---	---	---	---	---	---
				December 2022	---	---	---	---	8.44	---	---	---	---	---	---	---	---
<b>TERNA ENERGY (CR)</b>																	
(Contract Size: 100 Securities, Physical Delivery)																	
13	12.86	12.94	0.31%	March 2022	12.96	13.03	12.96	12.96	12.96	---	---	---	13.89	---	14	101	1,933
				June 2022	---	---	---	---	13.09	---	---	---	13.04	---	---	---	75
				September 2022	---	---	---	---	13.06	---	---	---	---	---	---	---	---
				December 2022	---	---	---	---	13.12	---	---	---	---	---	---	---	---
<b>TITAN CEMENT (CB)</b>																	
(Contract Size: 100 Securities, Physical Delivery)																	
13.9	13.72	13.9	1.16%	March 2022	---	---	---	---	13.83	---	---	---	15.10	---	---	---	1,551
				June 2022	---	---	---	---	14.06	---	---	---	14.58	---	---	---	34
				September 2022	---	---	---	---	13.91	---	---	---	---	---	---	---	---
				December 2022	---	---	---	---	13.98	---	---	---	---	---	---	---	---
<b>VIOHALCO SA/NV (CB)</b>																	
(Contract Size: 100 Securities, Physical Delivery)																	
4.9	4.805	4.815	-1.13%	March 2022	4.88	4.93	4.84	4.84	4.84	---	---	---	5.15	---	27	79	9,325
				June 2022	---	---	---	---	5.15	---	---	---	5.31	---	---	---	1
				September 2022	---	---	---	---	4.93	---	---	---	---	---	---	---	---
				December 2022	---	---	---	---	4.95	---	---	---	---	---	---	---	---

Derivatives notes

Fixing prices and final open positions can be retrieved from the following path <http://www.helex.gr/el/web/guest/statistics-end-of-day-derivatives>

FTSE/Athex Large Cap

(Trade Unit: 1 Index Point x 2€ - Exercise Style: European, Cash Settlement)

Call Options														Put Options																			
February 2022							March 2022							Other Months		February 2022							March 2022							Other Months		Exercise Price	
Open price	Price max	Price min	Last price	Closing price	Volume	Open Interest	Open price	Price max	Price min	Last price	Closing price	Volume	Open Interest	Volume	Open Interest	Open price	Price max	Price min	Last price	Closing price	Volume	Open Interest	Open price	Price max	Price min	Last price	Closing price	Volume	Open Interest	Volume	Open Interest		
1,875	-	-	-	-	-	-	0.00	0.00	0.00	-	469.00	-	-			-	-	-	-	-	-	-	0.00	0.00	0.00	-	0.04	-	-			1,875	
1,900	0.00	0.00	0.00	-	444.00	-	0.00	0.00	0.00	-	444.00	-	-			0.00	0.00	0.00	-	0.05	-	-	0.00	0.00	0.00	-	0.07	-	-			1,900	
1,925	0.00	0.00	0.00	-	419.00	-	0.00	0.00	0.00	-	420.00	-	-			0.00	0.00	0.00	-	0.01	-	-	0.00	0.00	0.00	-	0.13	-	-			1,925	
1,950	0.00	0.00	0.00	-	394.00	-	0.00	0.00	0.00	-	395.00	-	-			0.00	0.00	0.00	-	0.01	-	-	0.00	0.00	0.00	-	0.24	-	-			1,950	
1,975	0.00	0.00	0.00	-	369.00	-	0.00	0.00	0.00	-	370.00	-	-			0.00	0.00	0.00	-	0.02	-	-	0.00	0.00	0.00	-	0.41	-	-			1,975	
2,000	0.00	0.00	0.00	-	344.00	-	0.00	0.00	0.00	-	345.00	-	-			0.00	0.00	0.00	-	0.01	-	-	0.00	0.00	0.00	-	0.70	-	-			2,000	
2,050	0.00	0.00	0.00	-	294.00	-	0.00	0.00	0.00	-	296.00	-	-			0.00	0.00	0.00	-	0.03	-	-	0.00	0.00	0.00	-	1.80	-	-			2,050	
2,100	0.00	0.00	0.00	-	244.00	-	60	0.00	0.00	0.00	-	249.00	-	-			0.00	0.00	0.00	-	0.02	-	51	0.00	0.00	0.00	-	4.20	-	-			2,100
2,150	0.00	0.00	0.00	-	194.00	-	-	0.00	0.00	0.00	-	204.00	-	-			0.00	0.00	0.00	-	0.22	-	59	0.00	0.00	0.00	-	8.70	-	20			2,150
2,200	0.00	0.00	0.00	-	145.00	-	26	0.00	0.00	0.00	-	161.00	-	-			0.00	0.00	0.00	-	1.30	-	106	0.00	0.00	0.00	-	16.50	-	-			2,200
2,250	100.00	100.00	100.00	100.00	100.00	1	25	0.00	0.00	0.00	-	124.00	-	-			0.00	100.00	0.00	-	5.30	-	151	0.00	0.00	0.00	-	28.50	-	41			2,250
2,300	0.00	0.00	0.00	-	59.50	-	520	91.50	91.50	91.50	91.50	91.50	1	2			0.00	0.00	0.00	-	16.00	-	138	0.00	0.00	0.00	-	46.00	-	41			2,300
2,350	35.00	35.00	35.00	35.00	35.00	1	43	68.00	68.00	68.00	68.00	68.00	2	67			0.00	35.00	0.00	-	36.75	-	45	65.00	65.00	65.00	65.00	65.00	1	80			2,350
2,400	0.00	0.00	0.00	-	13.00	-	5	0.00	0.00	0.00	-	43.75	-	20			0.00	0.00	0.00	-	69.00	-	-	0.00	0.00	0.00	-	98.50	-	20			2,400
2,450	0.00	0.00	0.00	-	4.50	-	-	0.00	0.00	0.00	-	28.25	-	-			0.00	0.00	0.00	-	111.00	-	-	0.00	0.00	0.00	-	133.00	-	-			2,450
2,500	0.00	0.00	0.00	-	1.30	-	-	0.00	0.00	0.00	-	17.50	-	-			0.00	0.00	0.00	-	157.00	-	-	0.00	0.00	0.00	-	172.00	-	-			2,500
2,550	0.00	0.00	0.00	-	0.28	-	-	0.00	0.00	0.00	-	10.50	-	-			0.00	0.00	0.00	-	206.00	-	-	0.00	0.00	0.00	-	215.00	-	-			2,550
2,600	0.00	0.00	0.00	-	0.05	-	-	0.00	0.00	0.00	-	5.90	-	-			0.00	0.00	0.00	-	256.00	-	-	0.00	0.00	0.00	-	260.00	-	-			2,600
Totals:						2	679					3	89	0	0							0	550					1	202	0	0		
Number of Trades:						2						2		0								0						1		0			

ALPHA SERVICES HOLD (CR)

(Contract Size: 100 Securities, Exercise Style: American, Physical Delivery)

Call Options														Put Options																				
February 2022							March 2022							Other Months		February 2022							March 2022							Other Months		Exercise Price		
Open price	Price max	Price min	Last price	Closing price	Volume	Open Interest	Open price	Price max	Price min	Last price	Closing price	Volume	Open Interest	Volume	Open Interest	Open price	Price max	Price min	Last price	Closing price	Volume	Open Interest	Open price	Price max	Price min	Last price	Closing price	Volume	Open Interest	Volume	Open Interest			
0.650					-	-	0.000	0.000	0.000		0.771	-	-			-	-	0.000	0.000	0.000		0.001	-	-			0.000	0.000	0.000		0.001	-	-	0.007
0.700					-	-	0.000	0.000	0.000		0.721	-	-			-	-	0.000	0.000	0.000		0.001	-	-			0.000	0.000	0.000		0.001	-	-	0.007
0.750	0.000	0.000	0.000		0.670	-	-	0.000	0.000	0.000		0.672	-	-		0.000	0.000	0.000		0.001	-	-		0.000	0.000	0.000		0.001	-	-	0.008			
0.800	0.000	0.000	0.000		0.620	-	-	0.000	0.000	0.000		0.622	-	-		0.000	0.000	0.000		0.001	-	-		0.000	0.000	0.000		0.001	-	-	0.008			
0.850	0.000	0.000	0.000		0.570	-	-	0.000	0.000	0.000		0.572	-	-		0.000	0.000	0.000		0.001	-	-		0.000	0.000	0.000		0.001	-	-	0.009			
0.900	0.000	0.000	0.000		0.520	-	-	0.000	0.000	0.000		0.522	-	-		0.000	0.000	0.000		0.001	-	-		0.000	0.000	0.000		0.001	-	-	0.009			
0.950	0.000	0.000	0.000		0.470	-	-	0.000	0.000	0.000		0.472	-	-		0.000	0.000	0.000		0.001	-	-		0.000	0.000	0.000		0.001	-	-	0.010			
1.000	0.000	0.000	0.000		0.421	-	-	0.000	0.000	0.000		0.422	-	-		0.000	0.000	0.000		0.001	-	-		0.000	0.000	0.000		0.001	-	-	0.010			
1.100	0.000	0.000	0.000		0.321	-	-	0.000	0.000	0.000		0.323	-	-		0.000	0.000	0.000		0.001	-	-		0.000	0.000	0.000		0.001	-	-	0.011			
1.200	0.000	0.000	0.000		0.224	-	-	0.000	0.000	0.000		0.228	-	-		0.000	0.000	0.000		0.003	-	-		0.000	0.000	0.000		0.005	-	-	0.012			
1.300	0.000	0.000	0.000		0.136	-	-	0.000	0.000	0.000		0.144	-	300		0.000	0.000	0.000		0.016	-	-		0.000	0.000	0.000		0.022	-	-	0.013			
1.400	0.000	0.000	0.000		0.070	-	-	0.000	0.000	0.000		0.080	-	-		0.000	0.000	0.000		0.049	-	-		0.000	0.000	0.000		0.057	-	-	0.014			
1.500	0.000	0.000	0.000		0.029	-	-	0.000	0.000	0.000		0.039	-	-		0.000	0.000	0.000		0.109	-	-		0.000	0.000	0.000		0.116	-	-	0.015			
1.600	0.000	0.000	0.000		0.010	-	-	0.000	0.000	0.000		0.016	-	-		0.000	0.000	0.000		0.189	-	-		0.000	0.000	0.000		0.194	-	-	0.016			
1.700	0.000	0.000	0.000		0.003	-	-	0.000	0.000	0.000		0.006	-	-		0.000	0.000	0.000		0.282	-	-		0.000	0.000	0.000		0.284	-	-	0.017			
1.800	0.000	0.000	0.000		0.001	-	-	0.000	0.000	0.000		0.002	-	-		0.000	0.000	0.000		0.380	-	-		0.000	0.000	0.000		0.380	-	-	0.018			
1.900	0.000	0.000	0.000		0.001	-	-	0.000	0.000	0.000		0.001	-	-		0.000	0.000	0.000		0.480	-	-		0.000	0.000	0.000		0.480	-	-	0.019			
Totals:					0	0						0	300	0	0						0	0								0	0	0	0	
Number of Trades:					0							0		0							0.00							0		0				

NATIONAL BANK (CR)

(Contract Size: 100 Securities, Exercise Style: American, Physical Delivery)

Call Options														Put Options																				
February 2022							March 2022							Other Months		February 2022							March 2022							Other Months		Exercise Price		
Open price	Price max	Price min	Last price	Closing price	Volume	Open Interest	Open price	Price max	Price min	Last price	Closing price	Volume	Open Interest	Volume	Open Interest	Open price	Price max	Price min	Last price	Closing price	Volume	Open Interest	Open price	Price max	Price min	Last price	Closing price	Volume	Open Interest	Volume	Open Interest			
1.600					-	-	0.000	0.000	0.000		2.01	-	-			-	-	0.000	0.000	0.000		0.001	-	-			0.000	0.000	0.000		0.001	-	-	0.016
1.700					-	-	0.000	0.000	0.000		1.91	-	-			-	-	0.000	0.000	0.000		0.001	-	-			0.000	0.000	0.000		0.001	-	-	0.017
1.800	0.000	0.000	0.000		1.81	-	-	0.000	0.000	0.000		1.81	-	-		0.000	0.000	0.000		0.001	-	-		0.000	0.000	0.000		0.001	-	-	0.018			
1.900	0.000	0.000	0.000		1.71	-	-	0.000	0.000	0.000		1.71	-	-		0.000	0.000	0.000		0.001	-	-		0.000	0.000	0.000		0.001	-	-	0.019			
2.000	0.000	0.000	0.000		1.61	-	-	0.000	0.000	0.000		1.61	-	-		0.000	0.000	0.000		0.001	-	-		0.000	0.000	0.000		0.001	-	-	0.020			
2.200	0.000	0.000	0.000		1.41	-	-	0.000	0.000	0.000		1.41	-	-		0.000	0.000	0.000		0.001	-	-		0.000	0.000	0.000		0.001	-	-	0.022			
2.400	0.000	0.000	0.000		1.21	-	-	0.000	0.000	0.000		1.21	-	-		0.000	0.000	0.000		0.001	-	-		0.000	0.000	0.000		0.001	-	-	0.024			
2.600	0.000	0.000	0.000		1.01	-	-	0.000	0.000	0.000		1.02	-	-		0.000	0.000	0.000		0.001	-	-		0.000	0.000	0.000		0.001	-	-	0.026			
2.800	0.000	0.000	0.000		0.811	-	-	0.000	0.000	0.000		0.817	-	-		0.000	0.000	0.000		0.001	-	-		0.000	0.000	0.000		0.001	-	-	0.028			
3.000	0.000	0.000	0.000		0.612	-	-	0.000	0.000	0.000		0.623	-	-		0.000	0.000	0.000		0.001	-	-		0.000	0.000	0.000		0.007	-	-	0.030			
3.200	0.000	0.000	0.000		0.413	-	-	0.000	0.000	0.000		0.443	-	-		0.000	0.000	0.000		0.001	-	-		0.000	0.000	0.000		0.026	-	-	0.032			
3.400	0.000	0.000	0.000		0.226	-	-	0.000	0.000	0.000		0.288	-	-		0.000	0.000	0.000		0.014	-	-		0.000	0.000	0.000		0.071	-	-	0.034			
3.600	0.000	0.000	0.000		0.087	-	-	0.000	0.000	0.000		0.169	-	-		0.000	0.000	0.000		0.076	-	-		0.000	0.000	0.000		0.152	-	-	0.036			
3.800	0.000	0.000	0.000		0.021	-	-	0.000	0.000	0.000		0.091	-	-		0.000	0.000	0.000		0.209	-	-		0.000	0.000	0.000		0.274	-	-	0.038			
4.000	0.000	0.000	0.000		0.003	-	-	0.000	0.000	0.000		0.043	-	-		0.000	0.000	0.000		0.392	-	-		0.000	0.000	0.000		0.427	-	-	0.040			
4.400	0.000	0.000	0.000		0.001	-	-	0.000	0.000	0.000		0.007	-	-		0.000	0.000	0.000		0.790	-	-		0.000	0.000	0.000		0.793	-	-	0.044			
4.800	0.000	0.000	0.000		0.001	-	-	0.000	0.000	0.000		0.001	-	-		0.000	0.000	0.000		1.19	-	-		0.000	0.000	0.000		1.19	-	-	0.048			
5.200	0.000	0.000	0.000		0.001	-	-	0.000	0.000	0.000		0.001	-	-		0.000	0.000	0.000		1.59	-	-		0.000	0.000	0.000		1.59	-	-	0.052			
Totals:					0	0						0	0		0	0						0	0							0	300		0	0
Number of Trades:					0							0			0							0.00							0			0		

OPAP (CR)

(Contract Size: 100 Securities, Exercise Style: American, Physical Delivery)

Exercise Price	Call Options														Put Options														Exercise Price							
	February 2022							March 2022							Other Months		February 2022							March 2022							Other Months					
	Open price	Price max	Price min	Last price	Closing price	Volume	Open Interest	Open price	Price max	Price min	Last price	Closing price	Volume	Open Interest	Volume	Open Interest	Open price	Price max	Price min	Last price	Closing price	Volume	Open Interest	Open price	Price max	Price min	Last price	Closing price		Volume	Open Interest	Volume	Open Interest			
8.400						-	0.000	0.000	0.000		5.29	-	-			0.000	0.000	0.000		0.001	-	-			0.000	0.000	0.000		0.001	-	-			0.084		
8.800	0.000	0.000	0.000		4.87	-	0.000	0.000	0.000		4.89	-	-			0.000	0.000	0.000		0.001	-	-			0.000	0.000	0.000		0.001	-	-			0.088		
9.200	0.000	0.000	0.000		4.47	-	0.000	0.000	0.000		4.49	-	-			0.000	0.000	0.000		0.001	-	-			0.000	0.000	0.000		0.001	-	-			0.092		
9.600	0.000	0.000	0.000		4.07	-	0.000	0.000	0.000		4.09	-	-			0.000	0.000	0.000		0.001	-	-			0.000	0.000	0.000		0.001	-	-			0.096		
10.000	0.000	0.000	0.000		3.67	-	0.000	0.000	0.000		3.69	-	-			0.000	0.000	0.000		0.001	-	-			0.000	0.000	0.000		0.001	-	-			0.100		
11.000	0.000	0.000	0.000		2.68	-	0.000	0.000	0.000		2.69	-	-			0.000	0.000	0.000		0.001	-	5			0.000	0.000	0.000		0.001	-	-			0.110		
12.000	0.000	0.000	0.000		1.68	-	5	0.000	0.000	0.000		1.71	-	-			0.000	0.000	0.000		0.001	-	6			0.000	0.000	0.000		0.020	-	-			0.120	
13.000	0.000	0.000	0.000		0.703	-	16	0.000	0.000	0.000		0.860	-	-			0.000	0.000	0.000		0.027	-	-			0.000	0.000	0.000		0.164	-	-			0.130	
14.000	0.070	0.070	0.070	0.070	0.070	200	200	0.243	0.243	0.243	0.243	0.243	11	-			0.000	0.000	0.000		0.421	-	-			0.000	0.000	0.000		0.608	-	-			0.140	
15.000	0.000	0.000	0.000		0.002	-	-	0.000	0.000	0.000		0.071	-	-			0.000	0.000	0.000		1.33	-	-			0.000	0.000	0.000		1.38	-	-			0.150	
16.000	0.000	0.000	0.000		0.003	-	-	0.000	0.000	0.000		0.011	-	-			0.000	0.000	0.000		2.33	-	-			0.000	0.000	0.000		2.33	-	-			0.160	
17.000	0.000	0.000	0.000		0.003	-	-	0.000	0.000	0.000		0.001	-	-			0.000	0.000	0.000		3.33	-	-			0.000	0.000	0.000		3.33	-	-			0.170	
18.000	0.000	0.000	0.000		0.001	-	-	0.000	0.000	0.000		0.001	-	-			0.000	0.000	0.000		4.33	-	-			0.000	0.000	0.000		4.33	-	-			0.180	
19.000	0.000	0.000	0.000		0.001	-	-	0.000	0.000	0.000		0.002	-	-			0.000	0.000	0.000		5.33	-	-			0.000	0.000	0.000		5.33	-	-			0.190	
Totals:						200	221						11	0	0	0																				
Number of Trades:							4							1	0	0																				

OTE (CR)

(Contract Size: 100 Securities, Exercise Style: American, Physical Delivery)

Call Options														Put Options																				
February 2022							March 2022							Other Months		February 2022							March 2022							Other Months		Exercise Price		
Open price	Price max	Price min	Last price	Closing price	Volume	Open Interest	Open price	Price max	Price min	Last price	Closing price	Volume	Open Interest	Volume	Open Interest	Open price	Price max	Price min	Last price	Closing price	Volume	Open Interest	Open price	Price max	Price min	Last price	Closing price	Volume	Open Interest	Volume	Open Interest			
9.200					-	-	0.000	0.000	0.000		8.47	-	-			-	-	0.000	0.000	0.000		0.001	-	-			0.000	0.000	0.000		0.001	-	-	0.092
9.600					-	-	0.000	0.000	0.000		8.07	-	-			-	-	0.000	0.000	0.000		0.001	-	-			0.000	0.000	0.000		0.001	-	-	0.096
10.000	0.000	0.000	0.000		7.65	-	-	0.000	0.000	0.000		7.67	-	-		0.000	0.000	0.000		0.001	-	-		0.000	0.000	0.000		0.001	-	-	0.100			
11.000	0.000	0.000	0.000		6.66	-	-	0.000	0.000	0.000		6.67	-	-		0.000	0.000	0.000		0.001	-	-		0.000	0.000	0.000		0.001	-	-	0.110			
12.000	0.000	0.000	0.000		5.66	-	-	0.000	0.000	0.000		5.67	-	-		0.000	0.000	0.000		0.001	-	-		0.000	0.000	0.000		0.001	-	-	0.120			
13.000	0.000	0.000	0.000		4.66	-	-	0.000	0.000	0.000		4.68	-	-		0.000	0.000	0.000		0.001	-	-		0.000	0.000	0.000		0.001	-	-	0.130			
14.000	0.000	0.000	0.000		3.66	-	-	0.000	0.000	0.000		3.68	-	-		0.000	0.000	0.000		0.001	-	-		0.000	0.000	0.000		0.001	-	-	0.140			
15.000	0.000	0.000	0.000		2.66	-	-	0.000	0.000	0.000		2.69	-	-		0.000	0.000	0.000		0.001	-	-		0.000	0.000	0.000		0.006	-	-	0.150			
16.000	0.000	0.000	0.000		1.66	-	-	0.000	0.000	0.000		1.74	-	-		0.000	0.000	0.000		0.001	-	40		0.000	0.000	0.000		0.056	-	-	0.160			
17.000	0.852	0.852	0.852	0.852	0.852	2	21	0.963	0.974	0.963	0.974	0.974	15	5		0.000	0.000	0.000		0.056	-	5		0.000	0.000	0.000		0.253	-	-	0.170			
18.000	0.000	0.000	0.000		0.134	-	10	0.348	0.348	0.348	0.348	0.348	2	-		0.000	0.000	0.000		0.477	-	-		0.000	0.000	0.000		0.712	-	-	0.180			
19.000	0.000	0.000	0.000		0.007	-	-	0.000	0.000	0.000		0.129	-	5		0.000	0.000	0.000		1.35	-	-		0.000	0.000	0.000		1.45	-	-	0.190			
20.000	0.000	0.000	0.000		0.001	-	-	0.000	0.000	0.000		0.031	-	-		0.000	0.000	0.000		2.35	-	-		0.000	0.000	0.000		2.36	-	-	0.200			
22.000	0.000	0.000	0.000		0.001	-	-	0.000	0.000	0.000		0.001	-	-		0.000	0.000	0.000		4.35	-	-		0.000	0.000	0.000		4.35	-	-	0.220			
24.000	0.000	0.000	0.000		0.001	-	-	0.000	0.000	0.000		0.001	-	-		0.000	0.000	0.000		6.35	-	-		0.000	0.000	0.000		6.35	-	-	0.240			
26.000	0.000	0.000	0.000		0.001	-	-	0.000	0.000	0.000		0.001	-	-		0.000	0.000	0.000		8.35	-	-		0.000	0.000	0.000		8.35	-	-	0.260			
Totals:					2	31						17	10	0	0						2	45						0	0	0	0			
Number of Trades:					1							4		0							0.00						0		0					

PIRAEUS FINANCIAL HOLD (CR)

(Contract Size: 100 Securities, Exercise Style: American, Physical Delivery)

Call Options															Put Options																					
February 2022								March 2022								Other Months		February 2022								March 2022								Other Months		Exercise Price
Open price	Price max	Price min	Last price	Closing price	Volume	Open Interest	Open price	Price max	Price min	Last price	Closing price	Volume	Open Interest	Volume	Open Interest	Open price	Price max	Price min	Last price	Closing price	Volume	Open Interest	Open price	Price max	Price min	Last price	Closing price	Volume	Open Interest	Volume	Open Interest					
0.150					-	-	0.000	0.000	0.000		1.51	-	-			-	-	0.000	0.000	0.000		0.072	-	-							0.002					
0.200					-	-	0.000	0.000	0.000		1.46	-	-			-	-	0.000	0.000	0.000		0.001	-	-							0.002					
0.250					-	-	0.000	0.000	0.000		1.41	-	-			-	-	0.000	0.000	0.000		0.001	-	-							0.003					
0.300					-	-	0.000	0.000	0.000		1.36	-	-			-	-	0.000	0.000	0.000		0.001	-	-							0.003					
0.350					-	-	0.000	0.000	0.000		1.31	-	-			-	-	0.000	0.000	0.000		0.002	-	-							0.004					
0.400					-	-	0.000	0.000	0.000		1.26	-	-			-	-	0.000	0.000	0.000		0.001	-	-							0.004					
0.450					-	-	0.000	0.000	0.000		1.21	-	-			-	-	0.000	0.000	0.000		0.001	-	-							0.005					
0.500					-	-	0.000	0.000	0.000		1.16	-	-			-	-	0.000	0.000	0.000		0.001	-	-							0.005					
0.550					-	-	0.000	0.000	0.000		1.11	-	-			-	-	0.000	0.000	0.000		0.001	-	-							0.006					
0.600					-	-	0.000	0.000	0.000		1.06	-	-			-	-	0.000	0.000	0.000		0.001	-	-							0.006					
0.650					-	-	0.000	0.000	0.000		1.01	-	-			-	-	0.000	0.000	0.000		0.003	-	-							0.007					
0.700					-	-	0.000	0.000	0.000		0.961	-	-			-	-	0.000	0.000	0.000		0.001	-	-							0.007					
0.750					-	-	0.000	0.000	0.000		0.912	-	-			-	-	0.000	0.000	0.000		0.001	-	-							0.008					
0.800					-	-	0.000	0.000	0.000		0.862	-	-			-	-	0.000	0.000	0.000		0.001	-	-							0.008					
0.900	0.000	0.000	0.000		0.760	-	-	0.000	0.000	0.000		0.762	-	-			0.000	0.000	0.000		0.001	-	-			0.000	0.000	0.000		0.001	-	-	0.009			
0.950	0.000	0.000	0.000		0.710	-	-	0.000	0.000	0.000		0.712	-	-			0.000	0.000	0.000		0.001	-	-			0.000	0.000	0.000		0.001	-	-	0.010			
1.000	0.000	0.000	0.000		0.660	-	-	0.000	0.000	0.000		0.662	-	-			0.000	0.000	0.000		0.001	-	-			0.000	0.000	0.000		0.001	-	-	0.010			
1.100	0.000	0.000	0.000		0.561	-	-	0.000	0.000	0.000		0.562	-	-			0.000	0.000	0.000		0.001	-	-			0.000	0.000	0.000		0.001	-	-	0.011			
1.200	0.000	0.000	0.000		0.461	-	-	0.000	0.000	0.000		0.463	-	-			0.000	0.000	0.000		0.001	-	-			0.000	0.000	0.000		0.001	-	-	0.012			
1.300	0.000	0.000	0.000		0.361	-	-	0.000	0.000	0.000		0.364	-	-			0.000	0.000	0.000		0.003	-	-			0.000	0.000	0.000		0.001	-	-	0.013			
1.400	0.000	0.000	0.000		0.262	-	-	0.000	0.000	0.000		0.269	-	-			0.000	0.000	0.000		0.002	-	-			0.000	0.000	0.000		0.006	-	-	0.014			
1.500	0.000	0.000	0.000		0.170	-	-	0.000	0.000	0.000		0.183	-	-			0.000	0.000	0.000		0.010	-	-			0.000	0.000	0.000		0.020	-	-	0.015			
1.600	0.000	0.000	0.000		0.095	-	-	0.000	0.000	0.000		0.113	-	6			0.000	0.000	0.000		0.034	-	-			0.000	0.000	0.000		0.050	-	-	0.016			
1.700	0.000	0.000	0.000		0.044	-	-	0.000	0.000	0.000		0.063	-	-			0.000	0.000	0.000		0.083	-	-			0.000	0.000	0.000		0.100	-	-	0.017			
1.800	0.000	0.000	0.000		0.016	-	-	0.000	0.000	0.000		0.031	-	-			0.000	0.000	0.000		0.156	-	-			0.000	0.000	0.000		0.168	-	-	0.018			
1.900	0.000	0.000	0.000		0.005	-	-	0.000	0.000	0.000		0.014	-	-			0.000	0.000	0.000		0.244	-	-			0.000	0.000	0.000		0.251	-	-	0.019			
2.000	0.000	0.000	0.000		0.001	-	-	0.000	0.000	0.000		0.006	-	-			0.000	0.000	0.000		0.341	-	-			0.000	0.000	0.000		0.343	-	-	0.020			
2.200	0.000	0.000	0.000		0.001	-	-	0.000	0.000	0.000		0.001	-	-			0.000	0.000	0.000		0.540	-	-			0.000	0.000	0.000		0.540	-	-	0.022			
2.400	0.000	0.000	0.000		0.001	-	-	0.000	0.000	0.000		0.006	-	-			0.000	0.000	0.000		0.740	-	-			0.000	0.000	0.000		0.740	-	-	0.024			
2.600					-	-	0.000	0.000	0.000		0.002	-	-			-	-	0.000	0.000	0.000		0.940	-	-								0.026				
2.800					-	-	0.000	0.000	0.000		0.001	-	-			-	-	0.000	0.000	0.000		1.14	-	-								0.028				
3.000					-	-	0.000	0.000	0.000		0.001	-	-			-	-	0.000	0.000	0.000		1.34	-	-								0.030				
3.200					-	-	0.000	0.000	0.000		0.005	-	-			-	-	0.000	0.000	0.000		1.54	-	-								0.032				
3.400					-	-	0.000	0.000	0.000		0.003	-	-			-	-	0.000	0.000	0.000		1.74	-	-								0.034				
3.600					-	-	0.000	0.000	0.000		0.002	-	-			-	-	0.000	0.000	0.000		1.94	-	-								0.036				
3.800					-	-	0.000	0.000	0.000		0.001	-	-			-	-	0.000	0.000	0.000		2.14	-	-								0.038				



PIRAEUS FINANCIAL HOLD (CR)

(Contract Size: 100 Securities, Exercise Style: American, Physical Delivery)

Call Options														Put Options																			
February 2022							March 2022							Other Months		February 2022							March 2022							Other Months		Exercise Price	
Open price	Price max	Price min	Last price	Closing price	Volume	Open Interest	Open price	Price max	Price min	Last price	Closing price	Volume	Open Interest	Volume	Open Interest	Open price	Price max	Price min	Last price	Closing price	Volume	Open Interest	Open price	Price max	Price min	Last price	Closing price	Volume	Open Interest	Volume	Open Interest		
4.000					-	-	0.000	0.000	0.000		0.001	-	-			-	-	0.000	0.000	0.000		2.34	-	-								0.040	
4.400					-	-	0.000	0.000	0.000		0.001	-	-			-	-	0.000	0.000	0.000		2.74	-	-								0.044	
4.800					-	-	0.000	0.000	0.000		0.001	-	-			-	-	0.000	0.000	0.000		3.14	-	-								0.048	
5.200					-	-	0.000	0.000	0.000		0.001	-	-			-	-	0.000	0.000	0.000		3.54	-	-								0.052	
5.600					-	-	0.000	0.000	0.000		0.001	-	-			-	-	0.000	0.000	0.000		3.94	-	-								0.056	
6.000					-	-	0.000	0.000	0.000		0.001	-	-			-	-	0.000	0.000	0.000		4.34	-	-								0.060	
6.400					-	-	0.000	0.000	0.000		0.001	-	-			-	-	0.000	0.000	0.000		4.74	-	-								0.064	
6.800					-	-	0.000	0.000	0.000		0.001	-	-			-	-	0.000	0.000	0.000		5.14	-	-								0.068	
Totals:					0	0						0	6		0	0						0	0						0	0		0	0
Number of Trades:					0							0			0		0.00					0							0			0	

PPC (CR)

(Contract Size: 100 Securities, Exercise Style: American, Physical Delivery)

Call Options														Put Options																			
February 2022							March 2022							Other Months		February 2022							March 2022							Other Months		Exercise Price	
Open price	Price max	Price min	Last price	Closing price	Volume	Open Interest	Open price	Price max	Price min	Last price	Closing price	Volume	Open Interest	Volume	Open Interest	Open price	Price max	Price min	Last price	Closing price	Volume	Open Interest	Open price	Price max	Price min	Last price	Closing price	Volume	Open Interest	Volume	Open Interest		
6.000					-	-	0.000	0.000	0.000		2.31	-	-			0.000	0.000	0.000		0.001	-	-	0.000	0.000	0.000		0.001	-	-			0.060	
6.400	0.000	0.000	0.000	1.90	-	-	0.000	0.000	0.000		1.92	-	-			0.000	0.000	0.000		0.001	-	-	0.000	0.000	0.000		0.005	-	-			0.064	
6.800	0.000	0.000	0.000	1.50	-	-	0.000	0.000	0.000		1.53	-	-			0.000	0.000	0.000		0.001	-	-	0.000	0.000	0.000		0.020	-	-			0.068	
7.200	0.000	0.000	0.000	1.10	-	-	0.000	0.000	0.000		1.17	-	-			0.000	0.000	0.000		0.001	-	-	0.000	0.000	0.000		0.056	-	-			0.072	
7.600	0.000	0.000	0.000	0.717	-	-	0.000	0.000	0.000		0.849	-	-			0.000	0.000	0.000		0.014	-	-	0.000	0.000	0.000		0.133	-	-			0.076	
8.000	0.000	0.000	0.000	0.381	-	-	0.000	0.000	0.000		0.576	-	-			0.000	0.000	0.000		0.077	-	-	0.000	0.000	0.000		0.261	-	-			0.080	
8.400	0.000	0.000	0.000	0.153	-	10	0.000	0.000	0.000		0.371	-	-			0.000	0.000	0.000		0.249	-	2	0.000	0.000	0.000		0.455	-	-			0.084	
8.800	0.120	0.120	0.104	0.104	0.104	60	130	0.000	0.000	0.000		0.223	-	2			0.000	0.000	0.000		0.540	-	6	0.000	0.000	0.000		0.707	-	-			0.088
9.200	0.000	0.000	0.000	0.008	-	70	0.000	0.000	0.000		0.123	-	11			0.000	0.000	0.000		0.906	-	5	0.000	0.000	0.000		1.01	-	-			0.092	
9.600	0.000	0.000	0.000	0.001	-	55	0.000	0.000	0.000		0.066	-	-			0.000	0.000	0.000		1.30	-	5	0.000	0.000	0.000		1.35	-	-			0.096	
10.000	0.000	0.000	0.000	0.001	-	-	0.000	0.000	0.000		0.033	-	-			0.000	0.000	0.000		1.70	-	-	0.000	0.000	0.000		1.72	-	-			0.100	
11.000	0.000	0.000	0.000	0.001	-	-	0.000	0.000	0.000		0.004	-	-			0.000	0.000	0.000		2.70	-	-	0.000	0.000	0.000		2.70	-	-			0.110	
12.000	0.000	0.000	0.000	0.001	-	-	0.000	0.000	0.000		0.001	-	-			0.000	0.000	0.000		3.70	-	-	0.000	0.000	0.000		3.70	-	-			0.120	
13.000	0.000	0.000	0.000	0.001	-	-	0.000	0.000	0.000		0.001	-	-			0.000	0.000	0.000		4.70	-	-	0.000	0.000	0.000		4.70	-	-			0.130	
14.000	0.000	0.000	0.000	0.001	-	-	0.000	0.000	0.000		0.001	-	-			0.000	0.000	0.000		5.70	-	-	0.000	0.000	0.000		5.70	-	-			0.140	
15.000	0.000	0.000	0.000	0.001	-	-	0.000	0.000	0.000		0.001	-	-			0.000	0.000	0.000		6.70	-	-	0.000	0.000	0.000		6.70	-	-			0.150	
16.000					-	-	0.000	0.000	0.000		0.001	-	-								-	-	0.000	0.000	0.000		7.70	-	-			0.160	
Totals:					60	265						0	13	0	0						60	18						0	35	0	0		
Number of Trades:					2							0	0	0							0.00						0	0	0				

Lending Products	Underlying Title	Multilateral Transactions[1]					Bilateral Transactions[2]		Stock Borrowing through OTC (volume)[3]
		Open Interest[5]	Volume(Offered)	Average Weighted	Transactions volume	Average Weighted	Transactions Volume	Average Weighted	Transactions Volume
ADMIEBOR	ADMIE (IPTO) HOLDING S.A. (CR)	---	---	---	---	---	---	1,977,302	
AEGNBOR	AEGEAN AIRLINES (CR)	6,195	---	---	---	---	---	21,619	
ALPHABOR	ALPHA SERVICES HOLD (CR)	78,177	---	---	---	---	---	61,983,065	
ALMYBOR	ALUMIL (CR)	---	---	---	---	---	---	---	
EEEBOR	CC HBC AG (CR)	9,959	---	---	---	---	---	70,546	
CENERBOR	CENERGY HOLDINGS (CB)	---	---	---	---	---	---	---	
ELLAKTORBOR	ELLAKTOR (CR)	11,000	---	---	---	26,000	0.01%	9,870	
EUROBBOR	EUROBANK HOLDINGS (CR)	39,219	---	---	2,000	2.65%	---	45,311,909	
EYDAPBOR	EYDAP S.A. (CR)	2,713	---	---	---	---	---	652,117	
FFGRPBOR	FOLLI FOLLIE (CR)	---	---	---	---	---	---	900,530	
FOYRKBOR	FOURLIS (CR)	---	---	---	---	---	---	22,250	
GEKTERNABOR	GEK TERNA (CR)	---	---	---	---	---	---	4,293	
SARBOR	GR. SARANTIS S.A. (CR)	---	---	---	---	---	---	16,390	
EXAEBOR	HELLENIC EXCHANGES-A.S.E. (CR)	3,000	---	---	---	---	---	164,501	
ELPEBOR	HELLENIC PETROLEUM (CR)	1,473	---	---	1,012	2.65%	---	64,410	
INTRKBOR	INTRACOM HOLDINGS (CR)	---	---	---	---	---	---	---	
BELABOR	JUMBO SA (CR)	1,000	---	---	---	---	---	346,031	
LAMDABOR	LAMDA DEVELOPMENT SA (CR)	2,500	---	---	---	---	---	---	
MIGBOR	MARFIN INVESTMENT GROUP (CR)	---	---	---	---	---	---	794,474	
MOHBOR	MOTOR OIL (CR)	10,700	---	---	---	---	---	566,498	
MYTILBOR	MYTILINEOS (CR)	25,000	---	---	---	---	---	496,623	
ETEBOR	NATIONAL BANK (CR)	43,350	---	---	---	---	---	6,857,249	
OPAPBOR	OPAP (CR)	19,500	---	---	---	---	---	1,333,004	
HTOBOR	OTE (CR)	95,935	---	---	70	2.65%	---	2,590,735	
PPABOR	P.P.A. S.A. (CR)	964	---	---	---	---	---	66,287	
TPEIRBOR	PIRAEUS FINANCIAL HOLD (CR)	60,943	---	---	---	---	---	5,872,986	
PLAISBOR	PLAISIO COMPUTERS SA (CR)	---	---	---	---	---	---	100	
PPCBOR	PPC (CR)	2,000	---	---	---	---	---	2,105,679	
QUALBOR	QUALITY & RELIABILITY SA (CR)	---	---	---	---	---	---	---	
QUESTBOR	QUEST HOLDINGS (CR)	---	---	---	---	---	---	1,918	
TENERGYBOR	TERNA ENERGY (CR)	20,801	---	---	---	---	---	27,892	

## Stock Lending Notes

[1] - Multilateral contracts Lending or Borrowing as per Methods 8-1, 8-2 and 8-3-3 (According to ATHEX BoD Resolution No.17)

[2] - Bilateral Contracts Lending or Borrowing as per Methods 8-3-1 and 8-3-2 (According to ATHEX BoD Resolution No.20 )

[3] - The information concerning OTC Stock Borrowing Transactions is based on the statements of the Dematerialised Securities System (DSS) operators involved and refers to volumes that have been registered up until the previous working day.

[4] - Average Price (Volume weighted)

[5] - The Data concerning Open Interest before the start of trading session

Lending Products	Underlying Title	Open Interest[5]	Multilateral Transactions[1]				Bilateral Transactions[2]		Stock Borrowing through OTC (volume)[3]	
			Volume(Offered)	Average Weighted	Transactions volume	Average Weighted	Transactions Volume	Average Weighted	Transactions Volume	
TITCBOR	TITAN CEMENT (CB)	4,000	---	---	---	---	---	---	223,079	
VIOBOR	VIOHALCO SA/IV (CB)	5,047	---	---	---	---	---	---	---	

## Stock Lending Notes

[1] - Multilateral contracts Lending or Borrowing as per Methods 8-1, 8-2 and 8-3-3 (According to ATHEX BoD Resolution No.17)

[2] - Bilateral Contracts Lending or Borrowing as per Methods 8-3-1 and 8-3-2 (According to ATHEX BoD Resolution No.20 )

[3] - The information concerning OTC Stock Borrowing Transactions is based on the statements of the Dematerialised Securities System (DSS) operators involved and refers to volumes that have been registered up until the previous working day.

[4] - Average Price (Volume weighted)

[5] - The Data concerning Open Interest before the start of trading session

## Sectors codification for listed companies

12003-	ETF	10101010	Computer Services
10101015	Software	10102030	Computer Hardware
15101010	Telecommunications Equipment	15102015	Telecommunications Services
20101010	Health Care Facilities	20101025	Health Care Services
20102010	Medical Equipment	20103015	Pharmaceuticals
30101010	Banks	30202000	Diversified Financial Services
30202010	Asset Managers & Custodians	30202015	Investment Services
30302010	Full Line Insurance	30302015	Insurance Brokers
30302025	Property and Casualty Insurance	35101010	Real Estate Holding and Development
35101015	Real Estate Services	35102000	Diversified REITs
35102030	Office REITs	40201040	Rental & Leasing Services: Consumer
40202010	Home Construction	40202015	Household Furnishings
40202020	Household Appliance	40203040	Electronic Entertainment
40203045	Toys	40204020	Clothing & Accessories
40301010	Entertainment	40301030	Publishing
40301035	Radio & TV Broadcasters	40401010	Diversified Retailers
40401020	Apparel Retailers	40401025	Home Improvement Retailers
40401030	Specialty Retailers	40501010	Airlines
40501015	Travel & Tourism	40501020	Casinos & Gambling
40501025	Hotels & Motels	45101015	Distillers & Vintners
45101020	Soft Drinks	45102010	Farming Fishing Ranching & Plantations
45102020	Food Products	45103010	Tobacco
45201010	Food Retailers & Wholesalers	45201020	Personal Products
50101010	Construction	50101030	Cement
50101035	Building Materials: Other	50202010	Electrical Components
50203000	Diversified Industrials	50203015	Plastics
50203030	Containers & Packaging	50204000	Machinery: Industrial
50204020	Machinery: Construction & Handling	50205010	Industrial Suppliers
50205020	Back Office Support HR & Consulting	50205030	Forms & Bulk Printing Services
50206015	Commercial Vehicles & Parts	50206030	Marine Transportation
50206060	Transportation Services	55101000	Diversified Materials
55101020	Textile Products	55102000	General Mining
55102010	Iron & Steel	55102015	Metal Fabricating
55102035	Aluminum	60101000	Integrated Oil & Gas
60101020	Oil Refining and Marketing	65101010	Alternative Electricity
65101015	Conventional Electricity	65102030	Water



**ATHEX**  
Athens Stock Exchange

Λεωφ. Αθηνών 110 104 42 Αθήνα  
110, Athinon Ave. GR 104 42 Athens  
tel. (+30)210-33.66.800, fax (+30)210-33.66.101  
[www.athexgroup.gr](http://www.athexgroup.gr)