

22

**Ημερήσιο Δελτίο
Συναλλακτικής Δραστηριότητας**

Daily Official List
of Trading Activity

Tuesday, 18 January, 2022
Year: 143 Trading Day No: 11



ATHEXGROUP
Athens Exchange Group

Disclaimer:

Hellenic Exchanges-Athens Stock Exchange S.A endeavours to ensure that the data and other material ("Information") presented on the Daily Official List are accurate and complete, but it is not liable for any errors or omissions of data or /and for the accuracy, credibility, updating and completeness of the aforesaid information nor it has any liability arising directly or indirectly from the use of the above Information.

The Company is not liable for the accuracy of the data included in listed companies' announcements. Only the sender of such an announcement is fully and solely liable for any infringement of third party's rights from the content of such announcement. All contents of the Daily Official List are provided only for information purposes and do not constitute investment advice or solicitation to invest in securities or other products listed for trading on the Exchange.

You acknowledge and agree that the Company is the owner of any property rights related to any Information appearing on the Daily Official List including intellectual property rights copyright, trademarks, etc.

The above data are a property of the Hellenic Exchanges-Athens Exchange and are copyright protected. Users are forbidden to reproduce, modify, copy, sale, transmit or redistribute, by all reproduction means and methods, part or the whole of the above data, without reference to their source.

The commercial exploitation of these data is, also, forbidden by third parties. Hellenic Exchanges-Athens Exchange does not carry any responsibility, direct or indirect, derived from usage or accidental alteration of the above data when used by third parties.

Hellenic Exchanges – Athens Stock Exchange S.A.

110 Athinon Ave.,10442 Athens, Tel: (210) 33.66.800, Fax: (210) 32.13.938

www.athexgroup.gr

Thessalonica Stock Exchange Center (T.S.E.C)

16-18 Katouni Str., Thessalonica 546 25 Tel: (2310) 567.667, Fax: (2310) 530.545

Athex Members Guarantee Fund

14-16 Fidiou Str., Athens 106 78, Tel: (210) 33.04.682, Fax: (210) 33.04.155

Hellenic Republic Capital Market Commission

1 Kolokotroni Str. & 1 Stadiou Str., Athens 10562 Tel: (210) 33.77.100 Fax: (210) 33.77.173

Table of Contents

Section 1: Statistical Figures of Securities, Derivatives and Lending

Summary of Markets

Athex Indices

Analytic Figures for Athex Market's Boards and Categories

Trading Details by Athex Sectors and Financial Instruments (ETFs)

Top 10 best & worst performing Shares

Derivatives Summary

Section 2: Analytic Figures of Shares Transactions

Analytic Figures of Shares Transactions

Shares' Notes

Section 3: Figures of Securities Transactions

Securities Blocks Details

Shares Rights Details

Stock Borrowing

Forced Sales Details

Forced Sales Registered Shares

Exchange Traded Funds (ETFs) Characteristics

Section 5: Bonds traded in Fixed Income Assets Market

Convertible Corporate Bonds - Regulated Market

Non Convertible Corporate Bonds - Regulated Market

Government Bonds

Treasury Bills & Zero Coupon Government Bonds

Government Bonds Traded with the Open Outcry Method

State Banks Bonds

Section 6: Additional Infos

Athex & ATHEXClear Members List

List of Stocks under Market Making operations

Section 7: Derivatives Market Analytic Figures

Index Futures

Stock Futures

Index Options

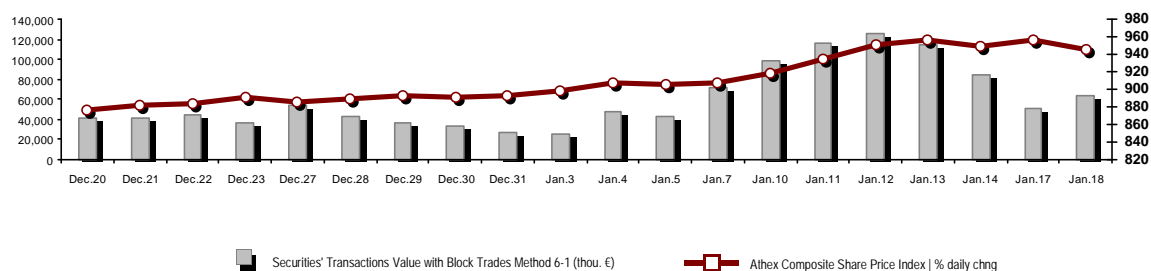
Stock Options

Stock Lending Analytic Figures

Appendix A: Sectors codification for listed companies

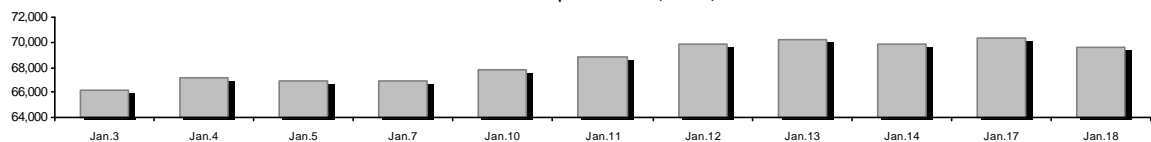
Summary of Markets

Athex Composite Share Price Index vs Shares and Derivatives Transactions Value

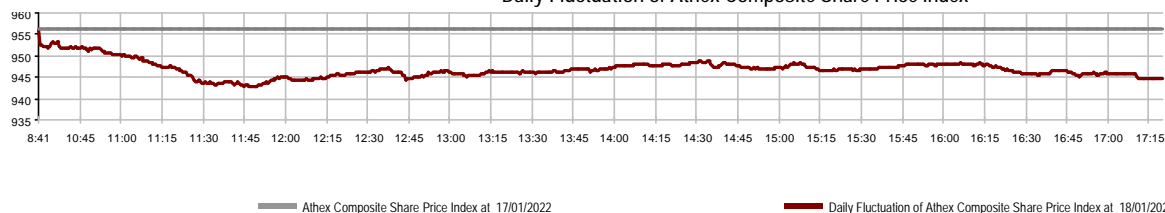


Athex Capitalisation (mill. €) **:	69,537.41	Derivatives Total Open Interest	317,504
Daily change: mill. € %	-761.51 -1.08%	in Index Futures % daily chng	2,930 3.31%
Yearly Avg Capitalisation: mill. € % chng prev year Avg	68,496.50 12.50%	in Stock Futures % daily chng	312,321 1.47%
Athex Composite Share Price Index % daily chng	944.64 -1.22%	in Index Options % daily chng	1,015 2.11%
Athex Composite Share Price Index Capitalisation (mill. €)	63,343.16	in Stock Options % daily chng	1,238 2.06%
Daily change (mill. €)	-773.55		
Securities' Transactions Value with Block Trades Method 6-1 (t)	64,280.68	Derivatives Contracts Volume:	21,240
Daily change: %	12,823.29 24.92%	Daily change: pieces %	-2,767 -11.53%
YtD Avg Trans. Value: thou. € % chng prev year Avg	76,618.67 9.69%	YtD Avg Derivatives Contracts % chng prev year Avg	25,502 -46.50%
Blocks Transactions Value of Method 6-1 (thou. €)	2,758.14	Derivatives Trades Number:	1,446
Blocks Transactions Value of Method 6-2 & 6-3 (thou. €)	16.11	Daily change: number %	-99 -6.41%
Bonds Transactions Value (thou.€)	1,296.99	YtD Avg Trades number % chng prev year Avg	1,657 -21.68%
Securities' Transactions Volume with Block Trades Method 6-1 (tho)	23,752.27	Lending Total Open Interest	424,998
Daily change: thou. pieces %	-1,589.09 -6.27%	Daily change: pieces %	187,000 78.57%
YtD Avg Volume: % chng prev year Avg	35,527.92 3.89%	Lending Volume (Multilateral/Bilateral)	14,226
Blocks Transactions Volume of Method 6-1 (thou. Pieces)	522.36	Daily change: pieces %	-172,774
Blocks Transactions Volume of Method 6-2 & 6-3 (thou. Pieces)	0.85	Multilateral Lending	14,226
Bonds Transactions Volume	1,293,000	Bilateral Lending	0
Securities' Trades Number with Block Trades Method 6-1	30,070	Lending Trades Number:	3
Daily change: number %	4,504 17.62%	Daily change: %	-2
YtD Avg Trades number % chng prev year Avg	30,833 3.01%	Multilateral Lending Trades Number	3
Number of Blocks Method 6-1	4	Bilateral Lending Trades Number	0
Number of Blocks Method 6-2 & 6-3	1		
Number of Bonds Transactions	98		

Athex Capitalisation (mill. €) **



Daily Fluctuation of Athex Composite Share Price Index



Athex Indices

Index name	18/01/2022	17/01/2022	pts.	%	Min	Max	Year min	Year max	Year change
Athex Composite Share Price Index	944.64 €	956.28	-11.64	-1.22%	942.66	956.28	893.34	960.88	5.74% #
Athex ESG Index	1,078.52 €	1,092.98	-14.46	-1.32%	1,077.15	1,092.98	1,013.43	1,098.62	6.42% #
FTSE/Athex Large Cap	2,280.73 €	2,312.59	-31.86	-1.38%	2,279.62	2,312.59	2,148.86	2,325.84	6.14% #
FTSE/Athex Mid Cap Index	1,564.11 €	1,588.27	-24.16	-1.52%	1,560.40	1,588.27	1,491.91	1,592.32	4.84% #
FTSE/ATHEX-CSE Banking Index	488.12 €	495.30	-7.18	-1.45%	485.98	495.30	434.75	496.07	12.18% #
FTSE/ATHEX High Dividend Yield Index	3,250.00 €	3,277.48	-27.48	-0.84%	3,240.05	3,277.48	3,104.04	3,292.03	4.70% #
FTSE/ATHEX Global Traders Index Plus	2,526.48 €	2,544.74	-18.26	-0.72%	2,516.16	2,544.74	2,373.38	2,564.08	6.45% #
FTSE/ATHEX Mid & Small Cap Factor-Weighted Ind	4,715.30 €	4,807.38	-92.08	-1.92%	4,694.50	4,807.38	4,668.47	4,966.14	1.00% #
ATHEX Select Index Plus	3,526.94 €	3,544.30	-17.36	-0.49%	3,506.03	3,544.30	3,377.29	3,554.70	4.19% #
ATHEX Select Index	4,872.93 €	4,924.03	-51.10	-1.04%	4,838.76	4,924.03	4,587.24	4,953.99	6.23% #
FTSE/Athex Market Index	567.19 €	575.18	-7.99	-1.39%	566.82	575.18	536.12	578.45	5.80% #
Athex Composite Index Total Return Index	1,621.12 €	1,641.11	-19.99	-1.22%	1,617.73	1,641.11	1,533.09	1,648.99	5.74% #
FTSE/Athex Large Cap Total Return	3,547.32 €	3,596.87	-49.55	-1.38%			3,360.91	3,596.87	6.14% #
FTSE/Athex Mid Cap Total Return	2,010.13 €	2,041.18	-31.05	-1.52%			1,934.80	2,041.18	4.84% #
FTSE/ATHEX-CSE Banking Total Return Index	420.27 €	426.45	-6.18	-1.45%			375.85	426.45	12.18% #
Hellenic Mid & Small Cap Index	1,428.55 €	1,438.48	-9.93	-0.69%	1,421.08	1,438.48	1,372.98	1,446.48	4.05% #
FTSE/Athex Banks	644.93 €	654.41	-9.48	-1.45%	642.09	654.41	574.41	655.42	12.18% #
FTSE/Athex Insurance	2,328.66 #	2,304.82	23.84	1.03%	2,265.08	2,352.50	1,994.86	2,416.09	16.73% #
FTSE/Athex Financial Services	812.90 €	827.46	-14.56	-1.76%	812.90	828.08	746.62	830.41	8.52% #
FTSE/Athex Industrial Goods & Services	3,858.05 €	3,900.85	-42.80	-1.10%	3,838.20	3,900.85	3,690.56	3,930.81	3.38% #
FTSE/Athex Retail	56.72 €	57.33	-0.61	-1.06%	56.52	57.33	49.22	57.51	15.24% #
FTSE/ATHEX Real Estate	5,036.67 €	5,129.04	-92.37	-1.80%	4,997.46	5,129.04	4,812.09	5,179.83	4.67% #
FTSE/Athex Consumer Goods & Services	7,965.12 €	8,158.89	-193.77	-2.37%	7,964.82	8,198.68	7,260.09	8,222.69	9.71% #
FTSE/Athex Food & Beverage	11,798.21 €	11,954.41	-156.20	-1.31%	11,753.92	11,954.41	11,264.19	12,058.75	4.11% #
FTSE/Athex Basic Resources	7,803.40 #	7,754.50	48.90	0.63%	7,664.51	7,874.81	7,360.04	7,874.81	5.48% #
FTSE/Athex Construction & Materials	3,146.51 €	3,175.24	-28.73	-0.90%	3,126.17	3,186.96	2,978.90	3,209.28	5.63% #
FTSE/Athex Energy	3,731.41 #	3,726.20	5.21	0.14%	3,685.32	3,731.82	3,443.49	3,756.79	8.36% #
FTSE/Athex Travel & Leisure	2,069.80 €	2,109.13	-39.33	-1.86%	2,069.80	2,109.13	1,963.12	2,111.48	5.43% #
FTSE/Athex Technology	2,163.05 €	2,228.67	-65.62	-2.94%	2,152.68	2,233.21	2,146.88	2,281.35	0.75% #
FTSE/Athex Telecommunications	4,714.87 €	4,801.66	-86.79	-1.81%	4,693.55	4,804.44	4,545.62	4,888.14	3.72% #
FTSE/Athex Utilities	5,026.05 €	5,083.75	-57.70	-1.13%	5,026.05	5,083.75	4,978.46	5,208.71	-2.43% €
FTSE/Athex Health Care	551.35 €	559.28	-7.93	-1.42%	534.37	559.28	532.10	611.35	-0.20% €
FTSE/Athex Personal Products	8,840.51 #	8,766.35	74.16	0.85%	8,702.98	8,866.93	8,017.54	8,866.93	1.33% #
Athex All Share Index	243.27 €	245.93	-2.66	-1.08%	243.27	243.27	231.73	245.93	5.74% #
Hellenic Corporate Bond Index	127.77 €	127.78	-0.01	-0.01%			127.71	127.89	-0.01% €
Hellenic Corporate Bond Price Index	95.25 €	95.28	-0.03	-0.03%			95.25	95.40	-0.14% €

Note 1: FTSE/Med 100, Hellenic Corporate Bond Price Index and Hellenic Corporate Bond Index closing prices refer to the previous trading day of 14/01/2022.

Note 2: The Hellenic Mid & Small Cap Index is a Customized index calculated by the Athens Exchange.

Analytic Figures for Athex Market's Boards and Categories

	Total Traded Securities	Main Market	Surveillance	Exchange Traded Funds (ETFs)
Totals	126	113	12	1
Gain / Lose / Same:	43 / 74 / 9	38 / 70 / 5	4 / 4 / 4	1 / 0 / 0
Athex Capitalisation (mill. €) **	69,537.41	69,226.47	310.94	
Daily Average Trans/ons Value(thou.€)	76,618.67	76,338.32	274.52	8.19
Transactions Value	64,296.79	64,102.63	193.91	0.25
Main Board:	61,522.54	61,328.37	193.91	0.25
Blocks Board 6_2_3:	2,774.25	2,774.25	0.00	0.00
Forced Sales Board:	0.00	0.00	0.00	0.00
Special Terms Board:	0.00	0.00	0.00	0.00
Daily Average Transactions Volume	35,527,923	34,669,371	860,136	361
Transactions Volume	23,753,121	23,087,547	665,563	11
Main Board:	23,229,915	22,564,341	665,563	11
Blocks Board 6_2_3:	523,206	523,206	0	0
Forced Sales Board:	0	0	0	0
Special Terms Board:	0	0	0	0
Daily Average Number of Trades	30,833	30,537	294	2
Number of Trades	30,071	29,794	275	2
Main Board:	30,066	29,789	275	2
Blocks Board 6_2_3:	5	5	0	0
Forced Sales Board:	0	0	0	0
Special Terms Board:	0	0	0	0

Trading Details by Athex Sectors and Financial Instruments (ETFs)

Code	Sectors	Gain / Lose / Same	Number of Trades	Transactions Volume	Transactions Value	% of Total Trans. Value
3010	- Banks	2 / 4 / 0	8,550	12,779,841	18,395,605.68	28.61%
5510	- Basic Resources	6 / 6 / 1	1,572	751,626	1,902,064.31	2.96%
5010	- Construction & Materials	1 / 11 / 1	1,456	758,654	1,566,861.27	2.44%
4020	- Consumer Products & Services	5 / 4 / 0	1,636	590,694	2,675,390.94	4.16%
6010	- Energy	2 / 2 / 0	675	141,139	1,365,860.74	2.12%
12000	- Financial Instruments	1 / 0 / 0	2	11	253.76	0.00%
3020	- Financial Services	0 / 3 / 1	611	3,104,980	265,022.74	0.41%
4510	- Food Beverage & Tobacco	3 / 4 / 1	214	78,334	805,886.25	1.25%
2010	- Health Care	1 / 1 / 1	131	63,469	95,265.21	0.15%
5020	- Industrial Goods & Service	8 / 10 / 3	2,669	1,057,321	4,493,626.15	6.99%
3030	- Insurance	1 / 1 / 0	96	15,404	85,147.20	0.13%
4030	- Media	0 / 1 / 0	9	1,700	828.75	0.00%
4520	- Personal Care, Drug & Grocery Stores	2 / 1 / 0	156	109,419	567,859.33	0.88%
3510	- Real Estate	1 / 5 / 1	1,259	669,086	2,373,583.28	3.69%
4040	- Retail	2 / 5 / 0	1,081	468,339	1,344,249.84	2.09%
1010	- Technology	4 / 7 / 0	2,275	703,356	3,282,557.26	5.11%
1510	- Telecommunications	0 / 2 / 0	1,651	530,539	8,941,529.24	13.91%
4050	- Travel & Leisure	2 / 4 / 0	2,166	827,883	7,444,202.74	11.58%
6510	- Utilities	2 / 3 / 0	3,862	1,101,326	8,690,997.48	13.52%

Top 10 best & worst performing Shares

Main Market

With positive Price change	Closing price	change	With negative Price change	Closing price	change
ELVE SA (CR)	6.15	4.24% #	EPSILON NET (CR)	4.11	-10.65% €
ATTICA HOLDINGS (CR)	1.18	3.97% #	QUALITY & RELIABILITY SA (CR)	0.46	-6.12% €
PAPOUTSANIS (CR)	2.8	3.70% #	ENTERSOFT (CR)	5.48	-4.86% €
ELVALHALCOR (CR)	2.025	2.79% #	INTERWOOD-XYLEMPORIA (CR)	0.258	-4.44% €
CRETE PLASTICS SA (CR)	18.5	2.78% #	MOTODYNAMICS S.A. (CR)	2.26	-3.00% €
CENTRIC HOLDINGS (CR)	0.317	2.26% #	PREMIA (CR)	1.65	-2.94% €
ATHENS MEDICAL CENTER SA (CR)	1.91	2.14% #	DROMEAS SA (CR)	0.41	-2.84% €
ATTICA BANK S.A. (CR)	0.1746	2.11% #	ALUMIL (CR)	2.15	-2.71% €
EYDAP S.A. (CR)	8.12	2.01% #	JUMBO SA (CR)	13.89	-2.66% €
PROFILE SA (CR)	6.6	1.54% #	INTRAKAT (CR)	2.23	-2.62% €
With the highest Transactions Value	Value (thou. €)	change	With the highest Transactions Volume	Volume	change
OTE (CR)	8,867.76	-1.81% €	ALPHA SERVICES HOLD (CR)	5,873,172	-2.33% €
ALPHA SERVICES HOLD (CR)	7,467.83	-2.33% €	MARFIN INVESTMENT GROUP (CR)	3,067,995	-2.44% €
OPAP (CR)	7,036.45	-2.02% €	EUROBANK HOLDINGS (CR)	2,855,297	-1.05% €
PPC (CR)	6,774.78	-1.65% €	PIRAEUS FINANCIAL HOLD (CR)	2,399,572	-2.08% €
NATIONAL BANK (CR)	4,448.88	-0.31% €	NATIONAL BANK (CR)	1,402,661	-0.31% €
PIRAEUS FINANCIAL HOLD (CR)	3,422.47	-2.08% €	PPC (CR)	754,720	-1.65% €
MYTILINEOS (CR)	3,033.03	-1.32% €	OPAP (CR)	531,959	-2.02% €
EUROBANK HOLDINGS (CR)	2,832.47	-1.05% €	OTE (CR)	522,923	-1.81% €
JUMBO SA (CR)	2,241.49	-2.66% €	ELVALHALCOR (CR)	512,019	2.79% #
EPSILON NET (CR)	1,626.79	-10.65% €	EPSILON NET (CR)	386,162	-10.65% €

Note: Stocks that are not included in the "Under Supervision" category, and the transactions value is more than 10,000 €.

Derivatives Summary

	Number of Trades	Volume	Open Interest
Index Futures	251	1,883	2,930
FTSE/Athex Banks	5	10	6
FTSE/Athex Large Cap	246	1,873	2,924
Stock Futures	1,179	19,092	312,321
ADMIE (IPTO) HOLDING S.A. (CR)	41	278	5,161
ALPHA SERVICES HOLD (CR)	228	8,563	85,280
CC HBC AG (CR)	7	28	115
CENERGY HOLDINGS (CB)	15	46	12,019
ELLAKTOR (CR)	19	335	11,695
EUROBANK HOLDINGS (CR)	56	1,703	27,960
EYDAP S.A. (CR)	21	30	504
FOURLIS (CR)	45	156	3,713
GEK TERNA (CR)	5	17	6,850
HELLENIC EXCHANGES-A.S.E. (CR)	11	18	1,820
HELLENIC PETROLEUM (CR)	31	81	1,820
INTRACOM HOLDINGS (CR)	19	39	6,819
JUMBO SA (CR)	16	27	1,536
LAMDA DEVELOPMENT SA (CR)	46	181	6,173
MARFIN INVESTMENT GROUP (CR)	9	985	30,586
MOTOR OIL (CR)	15	23	2,150
MYTILINEOS (CR)	69	300	7,074
NATIONAL BANK (CR)	129	1,749	28,468
OPAP (CR)	17	65	2,158
OTE (CR)	35	88	1,254
P.P.A. S.A. (CR)	3	5	645
PIRAEUS FINANCIAL HOLD (CR)	125	2,957	38,282
PPC (CR)	132	1,065	18,804
TERNA ENERGY (CR)	32	114	1,543
TITAN CEMENT (CB)	9	19	1,536
VIOHALCO SA/NV (CB)	44	220	8,356
Index Options	14	240	1,015
FTSE/Athex Large Cap	14	240	1,015
Stock Options	2	25	1,238
ALPHA SERVICES HOLD (CR)	0	0	20
NATIONAL BANK (CR)	0	0	307
OPAP (CR)	0	0	302
OTE (CR)	0	0	76
PIRAEUS FINANCIAL HOLD (CR)	0	0	5
PPC (CR)	2	25	528
Total Derivatives Traded	1,446	21,240	317,504

Number of Outstanding Securities	Nominal Value	Dividends [1]			Date of Last Coupon		Note	Shares	Closing price	% change	Previous closing price/date	Open price	Price min	Price max	Last price	Avg price	Last Bid [7]	Last Ask [7]	P/E after tax	Year	Volume	Trades	Transactions Value[8]	Company Mkt Value (thou. €)	Year low	Year high	Sector[4]
Suspension Status																											
5,867,311	0.300	---	---	---	11/08/2010	28/04/2017	5243	DIONIC (CR)	0.11	---	0.11	30/06/2020	---	---	---	---	---	---	---	---	---	---	---	645.40	0.11	0.11	50205010
66,948,210	0.300	---	---	---	22/09/2015	22/09/2015	5179	FOLLI FOLLIE (CR)	4.8	---	4.8	24/05/2018	---	---	---	---	---	---	---	---	---	---	---	321,351.41	4.8	4.8	40401030
12,417,000	0.310	---	---	---	27/08/2019	28/08/2017	5233	MLS MULTIMEDIA SA (CR)	0.57	---	0.57	12/05/2020	---	---	---	---	---	---	---	---	---	---	---	7,077.69	0.57	0.57	10101015
33,301,715	0.320	---	---	---	27/06/2003	08/07/2009	5241	AEGEK (CR)	0.035	---	0.035	25/06/2020	---	---	---	---	---	---	---	---	---	---	---	1,165.56	0.035	0.035	50101010
77,126,446	0.340	---	---	---	23/05/2005	18/08/2011	5206	G.E. DIMITRIOU (CR)	0.0125	---	0.0125	30/04/2019	---	---	---	---	---	---	---	---	---	---	---	964.08	0.0125	0.0125	40202020
7,085,888	1.59	---	---	---	02/07/1996	06/09/2010	5216	ELVIEMEK (CR)	2.6	---	2.6	30/09/2019	---	---	---	---	---	---	---	---	---	---	---	18,423.31	2.6	2.6	35101010
25,179,640	0.600	---	---	---	08/08/1994	19/09/2000	5191	J.BOUTARIS & SON (CR)	0.026	---	0.026	01/10/2018	---	---	---	---	---	---	---	---	---	---	---	742.45	0.026	0.026	45101015
1,540,000	0.600	---	---	---	08/08/1994	19/09/2000	5192	J.BOUTARIS & SON (PR)	0.057	---	0.057	01/10/2018	---	---	---	---	---	---	---	---	---	---	---	742.45	0.057	0.057	45101015

Shares' Notes

Code	Note text
()	- Adjusted dividends.
*	- Last adjusted closing price.
[1]	- Net dividends.
[2]	- The "Date of Last Coupon" for New listings refers to the date company's stocks started to trade in Athex
[3]	- The Company Market Value is referred to the number of outstanding shares
[4]	- Sectors codification can be found in Appendix A
[5]	- The Market Value refers to the total number of shares listed (including their several classes) in the exchange by the company.
[6]	- P/E greater than 100
[7]	- Last view of the Order Book before the end of the trading session
[8]	- All Blocks Methods' Transactions Value are included.
4750	- Transfer to the Under Surveillance Category from 8/4/2011.
4912	- Transfer to the Surveillance Category as of 31/7/2012.
4955	- Transfer to the Surveillance Category as from 5/4/2013.
4957	- Transfer to the Surveillance Category as from 5/4/2013.
4958	- Transfer to the Surveillance Category as from 5/4/2013.
4959	- Transfer to the Surveillance Category as from 5/4/2013.
5093	- Transfer to the Surveillance Category as of 8/4/2015.
5112	- Transfer to the Surveillance Category as of 15/04/2016.
5115	- Transfer to the Surveillance Category as of 15/04/2016.
5141	- Transfer to the Surveillance Category as of 10/05/2017.
5160	- Transfer to the Surveillance Category as of 15/04/2016.
5162	- Transfer to the Under Supervision Category as of 21/12/2009.
5165	- Transfer to the Surveillance Category as of 15/02/2018.
5179	- Suspension of trading as of 25/05/2018.
5191	- Suspension of trading as of 02/10/2018.
5192	- Suspension of trading as of 02/10/2018.
5193	- Transfer to the Surveillance Category as of 25/10/2018.
5194	- Transfer to the Surveillance Category as of 25/10/2018.
5197	- Transfer to the Surveillance Category as of 07/11/2018.
5206	- Suspension of trading as of 02/05/2019.
5216	- Suspension of trading as of 01/10/2019.
5232	- Transfer to the Under Surveillance Category from 08/04/2011.
5233	- Suspension of trading as of 13/05/2020.
5241	- Suspension of trading as of 26/06/2020.
5243	- Suspension of trading as of 01/07/2020.
5245	- Transfer to the Surveillance Category as of 09/07/2020.
5246	- Transfer to the Surveillance Category as of 09/07/2020.
5248	- Transfer to the Surveillance Category as of 06/09/20116.
5253	- Transfer to the Surveillance Category as of 14/5/2021.

Securities Blocks Details

Securities	Block Volume	Price	Block Trade Value	Time of approval	Note
OTE (CR)	28,251	17.16	484,645.91	10:34:52	20
OTE (CR)	100,000	17.11	1,711,000.00	10:48:09	20
CRETE PLASTICS SA (CR)	848	19.00	16,112.00	16:24:34	18
PIRAEUS FINANCIAL HOLD (CR)	144,107	1.43	205,496.58	17:15:50	20
PIRAEUS FINANCIAL HOLD (CR)	250,000	1.43	357,000.00	17:16:36	20

Blocks Notes

- 9 - Method 6-1 / Special Fees
- 10 - Method 6-1 / Special Fees, SDS
- 14 - Method 6-3 / Settlement, Incomplete Buy and Sell
- 18 - Method 6-2 / SPOT 1
- 19 - Method 6-2 / SPOT 2
- 20 - Method 6-1 and Method 6-1 Same Day Settlement
- 21 - Other Pre-agreed

Shares Rights Details

Occured date	Exercise from	Exercise until	Trading until	Rights	Price min	Price max	Closing price	Last Bid	Last Ask	Volume	Trades	Transactions Value
-----------------	------------------	-------------------	------------------	---------------	--------------	--------------	------------------	----------	----------	--------	--------	-----------------------

No Rights Transactions.

Forced Sales Details

Securities	Category of Security	Transactions Volume	Number of Trades	Transactions Value	Note
No Forced Transactions.					

Forced Sales Notes

- 1 - Compulsory Public Forced Sales
- 2 - Forced Sales of Fixed Registered Shares
- 3 - Forced Sales of Remaining Fractional Shares

Exchange Traded Funds (ETFs) Characteristics

	Transactions Date (T)	Creation / Redemption	Units (T-1)	New Units (T-1)	Redemption Units (T-1)	Units (T) [1]	Fund Assets [2]	Net Unit Price	Dividend per Unit	Dividend Date
ALPHA ETF FTSE Athex Large Cap	18/01/2022	5,000	882,175	---	---	882,175	20,535,990.00	23.2788	0.71	01/07/2021

ETFs Notes

[1] - Units (T) = Units (T-1) + New Units (T-1) - Redemption Units (T-1)

[2] - The Creation / Redemption Units of T-1 are included.

Non Convertible Corporate Bonds - Regulated Market

Num Listed Bonds	Nominal price	Issue price	Today's Rate	Exp. Date	Duration (years)	Note	Coupon		Trading Unit	Corporate Bonds	Accrued Int.	Yield.T.Mat	Price min	Price max	Closing price	Previous closing price/date	Volume	Transactions Value	Last order		Date	ear min	Year max	
							Common	Preferred											Price	Buy / Sell				
150,000	1,000.00	1,000.00	2.60	22/10/2026	7	---	5	---	1	TERNA ENERGY FINANCE S.A. (Non Convertible)	6.5000	2.8210	98.3500	98.3500	98.3500	98.6390	17/01/2022	9,000	8,910.00	98.3500	B	18/01/2022	98.3500	99.2000
320,000	1,000.00	1,000.00	3.40	21/07/2027	7	---	3	---	1	LAMDA DEVELOPMENT S.A. (Non Convertible)	17.2833	2.9750	101.3000	101.7800	101.3027	101.5450	17/01/2022	89,000	91,759.46	101.0000	B	18/01/2022	101.3000	102.0000
200,000	1,000.00	1,000.00	2.10	27/10/2027	7	---	3	---	1	O.P.A.P. S.A. (Non Convertible)	4.9583	1.8330	101.1100	101.6000	101.1600	101.7500	17/01/2022	120,000	121,988.30	101.1400	B	18/01/2022	99.9600	101.7500
150,000	1,000.00	1,000.00	2.65	22/10/2026	5	---	1	---	1	CPLP SHIPPING HOLDINGS PLC (Non Convertible)	6.6250	2.7020	99.7000	99.7100	99.7053	100.0000	17/01/2022	92,000	92,338.40	99.7100	B	18/01/2022	98.7000	100.0000
250,000	1,000.00	1,000.00	2.45	16/11/2028	7	---	1	---	1	ELVALHALCOR S.A. (Non Convertible)	4.4236	2.5520	99.2500	100.0000	99.3333	100.0000	17/01/2022	114,000	113,744.29	99.5000	B	18/01/2022	99.2500	100.2900
120,000	1,000.00	1,000.00	2.65	06/12/2028	7	---	1	---	1	NOVAL PROPERTY REIC (Non Convertible)	3.3125	2.7770	99.2000	99.3000	99.2065	99.4000	17/01/2022	70,000	69,676.41	99.2000	B	18/01/2022	99.0100	100.0000
500,000	1,000.00	1,000.00	2.75	03/07/2027	7	---	4	---	1	GEK TERNA S.A. (Non Convertible)	1.2986	3.0400	98.0040	98.3000	98.0041	98.3560	17/01/2022	42,000	41,291.11	98.0040	B	18/01/2022	97.7500	99.0000
200,000	1,000.00	1,000.00	3.60	12/03/2026	7	---	6	---	1	AEGEAN AIRLINES S.A. (Non Convertible)	12.9000	3.2600	99.8800	100.0000	100.0000	99.7100	14/01/2022	9,000	9,111.30	99.8100	B	18/01/2022	99.0667	100.9990
300,000	1,000.00	1,000.00	2.30	20/07/2028	7	---	1	---	1	PRODEA REIC S.A.(Non Convertible)	---	2.7320	97.4000	97.7400	97.4058	97.5130	17/01/2022	118,000	114,938.80	97.4000	B	18/01/2022	97.4007	98.1000
120,000	1,000.00	1,000.00	3.95	04/04/2025	7	---	8	---	1	GEK TERNA S.A. (Non Convertible)	11.8500	2.6190	102.8000	102.8000	102.8000	102.8000	17/01/2022	3,000	3,119.55	102.8000	B	18/01/2022	102.5000	103.2000
90,000	1,000.00	1,000.00	3.00	11/05/2023	5	---	8	---	1	CORAL A.E. (Non Convertible)	5.8333	2.0020	101.0000	101.0100	101.0003	101.3570	17/01/2022	59,000	59,934.37	100.5000	B	18/01/2022	100.5000	102.0000
20,148	1,000.00	1,000.00	4.95	26/06/2023	5	---	8	---	1	B&F COMM. & GARM. INDUS. S.A. (Non Convertible)	3.3000	4.1240	---	---	---	100.1200	12/01/2022	---	---	100.1000	B	18/01/2022	100.0000	100.3000
175,000	1,000.00	1,000.00	3.40	26/07/2024	5	---	5	---	1	ATTICA HOLDINGS S.A. (Non Convertible)	16.8111	3.5250	99.0000	99.4500	99.0000	99.0000	17/01/2022	83,000	83,618.56	98.6200	B	18/01/2022	97.7508	99.4500
200,000	1,000.00	1,000.00	1.90	23/03/2028	7	---	2	---	1	MOTOR OIL CORINTH REFINERIES SA (Non Convertible)	6.2806	2.0960	98.7000	99.0000	98.7319	98.8000	17/01/2022	141,000	140,097.58	98.7501	B	18/01/2022	97.1120	99.2000
100,000	1,000.00	1,000.00	2.70	25/05/2026	5	---	2	---	1	COSTAMARE PARTICIPATIONS PLC (Non Convertible)	4.2000	2.5320	100.2201	100.5000	100.4885	100.4360	17/01/2022	326,000	328,961.81	100.2301	B	18/01/2022	99.5002	100.5000
300,000	1,000.00	1,000.00	2.30	14/12/2028	7	---	1	---	1	GEK TERNA S.A. (Non Convertible)	2.3639	2.8120	96.5201	97.0000	96.9678	97.0000	12/01/2022	18,000	17,496.75	96.7500	B	18/01/2022	96.9678	98.2801

Corporate Bonds Notes

Transactions Volume = (Pieces) * (Nominal Price). Transactions Value = (Pieces) * (Nominal Price) * (price %) + (Accrued interest).

The price of a Bond is stated as a percentage (%) of Bond's Nominal Price.

Nominal Price in Euros (€), except if it is noted differently.

Government Bonds

Number Listed Bonds	Nominal price	Today's Rate	Accrued Interest Calc	Exp. Date [1]	Duration (years)	Note	Coupons Date	Curr. coupon value	Trading Unit	Government Bonds	Price min	Price max	Closing price	Previous closing price/date	Volume	Transactions Value	Price	Last order Buy / Sell	Date
3,000,000	1,000.00	4.38	Actual/Actual	01/08/2022	5	---	01/08	4.38	1	GGB-FXD-010822-05Y-4.375-1.000	---	---	---	---	---	---	1.0000	B	28/11/2018
4,500,000	1,000.00	1.88	Actual/Actual	04/02/2035	15	---	04/02	1.88	1	GGB-FXD-040235-15Y-1.875-1.000	---	---	---	---	---	---	---	---	---
2,500,000	1,000.00	3.45	Actual/Actual	02/04/2024	5	---	02/04	3.45	1	GGB-FXD-020424-05Y-3.450-1.000	---	---	---	---	---	---	---	---	---
6,000,000	1,000.00	0.75	Actual/Actual	18/06/2031	10	---	18/06	0.75	1	GGB-FXD-180631-10Y-0.750-1.000	---	---	---	---	---	---	---	---	---
4,355,990,324	1.00	3.50	Actual/Actual	30/01/2023	5	---	01/02 - 31/01	3.50	1	GGB-FXD-300123-05Y-3.500-1.00	---	---	---	94.5720 13/07/2018	---	---	1.0000	B	28/11/2018
5,962,747,327	1.00	3.75	Actual/Actual	30/01/2028	10	---	/02 - 01/02 - 31/	3.75	1	GGB-FXD-300128-10Y-3.750-1.00	---	---	---	85.4610 13/07/2018	---	---	1.0000	B	28/11/2018
6,567,309,386	1.00	3.90	Actual/Actual	30/01/2033	15	---	/02 - 01/02 - 31/	3.90	1	GGB-FXD-300133-15Y-3.900-1.00	---	---	---	78.6730 13/07/2018	---	---	1.0000	B	28/11/2018
5,222,848,349	1.00	4.00	Actual/Actual	30/01/2037	19	---	/02 - 01/02 - 31/	4.00	1	GGB-FXD-300137-19Y-4.000-1.00	---	---	---	77.0370 13/07/2018	---	---	1.0000	B	28/11/2018
5,126,770,669	1.00	4.20	Actual/Actual	30/01/2042	24	---	/02 - 01/02 - 31/	4.20	1	GGB-FXD-300142-24Y-4.200-1.00	---	---	---	77.7640 13/07/2018	---	---	1.0000	B	28/11/2018
119,550,565	1.00	4.30	Actual/Actual	24/02/2023	11	---	24/02	4.30	1	GGB-FXD-240223-11Y-2.000-1.00	---	---	---	10.0000 22/06/2015	---	---	10.0000	B	11/07/2019
48,794,718	1.00	4.30	Actual/Actual	24/02/2024	12	---	24/02	4.30	1	GGB-FXD-240224-12Y-2.000-1.00	---	---	---	10.0000 22/06/2015	---	---	---	---	---
40,248,141	1.00	4.30	Actual/Actual	24/02/2025	13	---	24/02	4.30	1	GGB-FXD-240225-13Y-2.000-1.00	---	---	---	10.0000 22/06/2015	---	---	---	---	---
59,586,043	1.00	4.30	Actual/Actual	24/02/2026	14	---	24/02	4.30	1	GGB-FXD-240226-14Y-2.000-1.00	---	---	---	10.0000 22/06/2015	---	---	---	---	---
41,118,344	1.00	4.30	Actual/Actual	24/02/2027	15	---	24/02	4.30	1	GGB-FXD-240227-15Y-2.000-1.00	---	---	---	10.0000 22/06/2015	---	---	---	---	---
45,137,734	1.00	4.30	Actual/Actual	24/02/2028	16	---	24/02	4.30	1	GGB-FXD-240228-16Y-2.000-1.00	---	---	---	10.0000 22/06/2015	---	---	---	---	---
61,768,888	1.00	4.30	Actual/Actual	24/02/2029	17	---	24/02	4.30	1	GGB-FXD-240229-17Y-2.000-1.00	---	---	---	10.0000 22/06/2015	---	---	---	---	---
54,567,744	1.00	4.30	Actual/Actual	24/02/2030	18	---	24/02	4.30	1	GGB-FXD-240230-18Y-2.000-1.00	---	---	---	10.0000 22/06/2015	---	---	---	---	---
37,541,515	1.00	4.30	Actual/Actual	24/02/2031	19	---	24/02	4.30	1	GGB-FXD-240231-19Y-2.000-1.00	---	---	---	10.0000 22/06/2015	---	---	---	---	---
37,558,317	1.00	4.30	Actual/Actual	24/02/2032	20	---	24/02	4.30	1	GGB-FXD-240232-20Y-2.000-1.00	---	---	---	10.0000 22/06/2015	---	---	---	---	---
37,473,732	1.00	4.30	Actual/Actual	24/02/2033	21	---	24/02	4.30	1	GGB-FXD-240233-21Y-2.000-1.00	---	---	---	10.0000 22/06/2015	---	---	---	---	---
33,888,293	1.00	4.30	Actual/Actual	24/02/2034	22	---	24/02	4.30	1	GGB-FXD-240234-22Y-2.000-1.00	---	---	---	10.0000 22/06/2015	---	---	---	---	---
35,177,800	1.00	4.30	Actual/Actual	24/02/2035	23	---	24/02	4.30	1	GGB-FXD-240235-23Y-2.000-1.00	---	---	---	10.0000 22/06/2015	---	---	---	---	---
35,547,268	1.00	4.30	Actual/Actual	24/02/2036	24	---	24/02	4.30	1	GGB-FXD-240236-24Y-2.000-1.00	---	---	---	10.0000 22/06/2015	---	---	---	---	---
40,246,306	1.00	4.30	Actual/Actual	24/02/2037	25	---	24/02	4.30	1	GGB-FXD-240237-25Y-2.000-1.00	---	---	---	10.0000 22/06/2015	---	---	---	---	---
37,643,952	1.00	4.30	Actual/Actual	24/02/2038	26	---	24/02	4.30	1	GGB-FXD-240238-26Y-2.000-1.00	---	---	---	10.0000 22/06/2015	---	---	---	---	---
36,977,100	1.00	4.30	Actual/Actual	24/02/2039	27	---	24/02	4.30	1	GGB-FXD-240239-27Y-2.000-1.00	---	---	---	10.0000 22/06/2015	---	---	---	---	---
41,615,000	1.00	4.30	Actual/Actual	24/02/2040	28	---	24/02	4.30	1	GGB-FXD-240240-28Y-2.000-1.00	---	---	---	10.0000 22/06/2015	---	---	---	---	---
42,227,208	1.00	4.30	Actual/Actual	24/02/2041	29	---	24/02	4.30	1	GGB-FXD-240241-29Y-2.000-1.00	---	---	---	10.0000 22/06/2015	---	---	---	---	---
68,288,487	1.00	4.30	Actual/Actual	24/02/2042	30	---	24/02	4.30	1	GGB-FXD-240242-30Y-2.000-1.00	---	---	---	10.0000 22/06/2015	---	---	---	---	---
4,000,000	1,000.00	3.88	Actual/Actual	12/03/2029	10	---	12/03	3.88	1	GGB-FXD-120329-10Y-3.875-1.000	---	---	---	---	---	---	100.0000	B	15/10/2019
4,500,000	1,000.00	0.00	Actual/Actual	12/02/2026	5	---	12/02	0.00	1	GGB-FXD-120226-05Y-0.000-1.000	---	---	---	---	---	---	---	---	---
3,000,000	1,000.00	3.38	Actual/Actual	15/02/2025	7	---	15/02	3.38	1	GGB-FXD-150225-07Y-3.375-1.000	---	---	---	---	---	---	---	---	---
250,250	1,000.00	2.90	Actual/Actual	20/03/2023	4	---	20/03	2.90	1	GGB-FXD-200323-04Y-2.900-1.000	---	---	---	---	---	---	---	---	---
964,000	1,000.00	3.25	Actual/Actual	20/03/2025	6	---	20/03	3.25	1	GGB-FXD-200325-06Y-3.250-1.000	---	---	---	---	---	---	---	---	---

Government Bonds Notes

Transactions Volume = (Pieces) * (Nominal Price). Transactions Value = (Pieces) * (Nominal Price) * (price %) + (Accrued interest).

The Value of current coupon for the issues with NV 0.01 euro refers to NV 100 euros

FLR: Floating Interest Rate.

[1] - The Expiration Date of the interest bearing period and the Date for coupon payment.

Government Bonds

Number Listed Bonds	Nominal price	Today's Rate	Accrued Interest Calc	Exp. Date [1]	Duration (years)	Note	Coupons Date	Curr. coupon value	Trading Unit	Government Bonds	Price min	Price max	Closing price	Previous closing price/date	Volume	Transactions Value	Price	Last order Buy / Sell	Date
2,100,000	1,000.00	3.55	Actual/Actual	20/03/2026	7	---	20/03	3.55	1	GGB-FXD-200326-07Y-3.550-1.000	---	---	---	---	---	---	---	---	---
40,000	1,000.00	0.11	FLR Actual/360	16/09/2022	1	---	16/03 - 16/09	---	1	GGB-FLT-160922-01Y-0.108-1.000	---	---	---	---	---	---	---	---	---
5,500,000	1,000.00	1.50	Actual/Actual	18/06/2030	10	---	18/06	1.50	1	GGB-FXD-180630-10Y-1.500-1.000	---	---	---	---	---	---	---	---	---
5,364,250	1,000.00	3.25	Actual/Actual	20/03/2050	30	---	20/03	3.25	1	GGB-FXD-200350-30Y-3.250-1.000	---	---	---	---	---	---	---	---	---
2,424,361	1,000.00	2.00	Actual/Actual	22/04/2027	7	---	22/04	2.00	1	GGB-FXD-220427-07Y-2.000-1.000	---	---	---	---	---	---	99.9000	B	22/04/2020
2,500,000	1,000.00	1.88	Actual/Actual	23/07/2026	7	---	23/07	1.88	1	GGB-FXD-230726-07Y-1.875-1.000	---	---	---	---	---	---	---	---	---
3,500,000	1,000.00	1.88	Actual/Actual	24/01/2052	30	---	24/01	1.88	1	GGB-FXD-240152-30Y-1.875-1.000	---	---	---	---	---	---	---	---	---

Government Bonds Notes

Transactions Volume = (Pieces) * (Nominal Price). Transactions Value = (Pieces) * (Nominal Price) * (price %) + (Accrued interest).

The Value of current coupon for the issues with NV 0.01 euro refers to NV 100 euros

FLR: Floating Interest Rate.

[1] - The Expiration Date of the interest bearing period and the Date for coupon payment.

Treasury Bills & Zero Coupon Government Bonds

Issue Date	13-Week Maturity									26-Week Maturity									52-Week Maturity								
	Exp. Date	Initial Rate	Num Listed Bonds	Nominal price	Issue price	Last Trade Price	Last Trade Date	Volume Traded	Note	Exp. Date	Initial Rate	Num Listed Bonds	Nominal price	Issue price	Last Trade Price	Last Trade Date	Volume Traded	Note	Exp. Date	Initial Rate	Num Listed Bonds	Nominal price	Issue price	Last Trade Price	Last Trade Date	Volume Traded	Note
12/03/2021	---	---	---	---	---	---	---	---	---	---	---	---	---	---	---	---	---	---	11/03/2022	-0.22	1,000,000	1,000.00	1,002.24	---	---	---	---
11/06/2021	---	---	---	---	---	---	---	---	---	---	---	---	---	---	---	---	---	---	10/06/2022	-0.31	1,600,000	1,000.00	1,003.10	---	---	---	---
10/09/2021	---	---	---	---	---	---	---	---	---	---	---	---	---	---	---	---	---	---	09/09/2022	-0.31	1,000,000	1,000.00	1,003.14	---	---	---	---
10/12/2021	---	---	---	---	---	---	---	---	---	---	---	---	---	---	---	---	---	---	09/12/2022	-0.40	600,000	1,000.00	1,004.06	---	---	---	---

Bonds in Circulation	Currency / Min nominal traded Value	Coupons Payment Date	Current Coupon Value	Note	Coupon	Trading Unit	Issue Date	Duration (years)	Today's Interest	A.I.C in days	Bonds	Last price of previous days		Last Outcry in Cash (euro)			Trades in Pieces	Life min	Life Max
												Price	Buy / Sell	Date	Price	Buy / Sell			
Corporate Bonds in Foreign Currency and Euro																			
103,746	GBP / 10	01/12	0.25	---	63	1	01/12/1930	98	2.5	360	National Mortgage Bank	2.27	05/02/1996	2.27	S	05/02/1996	---	2.27	2.27
0	GBP / 10	01/12	0.25	---	65	1	01/12/1928	100	2.5	360	National Mortgage Bank	---	---	---	---	---	---	---	---

Government Bonds Notes

A.I.C: Accrued Interest Calculation base.

FLR: Floating Interest Rate.

The minimum tradeable Nominal Value for all Demeterialised Government Titles is 100 Euros.

(μφρ-0)

Athex & ATHEXClear Members List

Member Name				Stock Market			Derivatives Market		ATHEXClear Member	
	Address	Phone	Fax	Market Member	Remote Member	Market Maker	Proprietary	Market Maker	General Clearing	Direct Clearing
A. SARRIS SECURITIES S.A.				a						
6, ΔΡΑΓΑΤΣΑΝΙΟΥ 6 ΑΘΗΝΑ	2103367700									
AEONIC SECURITIES C.I.F. P.L.C.				a	a					
, ΛΑΪΟΥ 6, ΓΡ. 301B, ANNA COURT	35725337600									
ALPHA BANK S.A.									a	
, ΣΤΑΔΙΟΥ 40 ΑΘΗΝΑ	2103260000									
ALPHA FINANCE INVESTMENT SERVICES SINGLE MEMBER SA				a		a	a	a		a
5, ΜΕΡΛΙΝ 5 ΑΘΗΝΑ	2103677400									
ARGUS STOCKBROKERS LTD				a	a		a			
25, 25 ΛΕΩΦΟΡΟΣ ΔΗΜΟΣΘΕΝΗ ΣΕΒΕΡΗ	0035722717000									
ATLANTIC SECURITIES LTD				a	a					
37, ΠΡΟΔΡΟΜΟΥ 37	0035722445400									
AXON SECURITIES S.A.				a			a			
48, ΣΤΑΔΙΟΥ 48 ΑΘΗΝΑ	2103363800									
BETA SECURITIES S.A.				a		a	a			a
29, Α.ΑΛΕΞΑΝΔΡΑΣ 29 ΑΘΗΝΑ	2106478930								a	
BNP PARIBAS SECURITIES SERVICES									a	
2, ΛΑΜΨΑΚΟΥ 2 ΑΘΗΝΑ	2107468500									
BOFA SECURITIES EUROPE SA				a	a					
, 112 AVENUE KL'BER 75116	+33 153655555									
CAPITAL SECURITIES S.A.				a			a			
58, ΜΗΤΡΟΠΟΛΕΩΣ 58 ΑΘΗΝΑ	2103369700									
CFS SECURITIES INVESTMENT SERVICES S.A.				a						
3, ΠΑΠΑΡΡΗΓΟΠΟΥΛΟΥ 3 ΑΘΗΝΑ	2103360800									
CITIGROUP GLOBAL MARKETS EUROPE AG				a	a					
16, REUTERWEG 16 FRANKFURT	+49 691366-0									
CITIGROUP GLOBAL MARKETS LIMITED				a						
1, 33 CANADA SQUARE - CANARY WHARF	+44 02079864000									
CREDIT SUISSE BANK (EUROPE), S.A.				a	a					
, CALLE AYALA 42, 3A PLANTA-B MADRID	+34917916000									
CREDIT SUISSE SECURITIES (EUROPE) LIMITED				a						
1, ONE CABOT SQUARE LONDON	+44 2078888888									
CYCLOS SECURITIES S.A.				a			a			
39, ΠΑΝΕΠΙΣΤΗΜΙΟΥ 39 ΑΘΗΝΑ	2103364300									
DEUTSCHE BANK S.A.					a					
1, GREAT WINCHESTER STREET LONDON	+44 20 754 54209	00441133361437								
DYNAMIC SECURITIES S.A.				a			a			a
, ΤΡΑΛΛΕΩΝ 2 & Α.ΣΥΓΓΡΟΥ 223 ΝΕΑ ΣΜΥΡΝΗ	2103677700									
EUROBANK EQUITIES INVESTMENT FIRM S.A				a		a	a	a		a
, ΦΙΛΕΛΛΗΝΩΝ 10 & ΞΕΝΟΦΩΝΤΟΣ 13 ΑΘΗΝΑ	2103720425									
EUROBANK S.A.									a	
, ΟΘΩΝΟΣ 8 ΑΘΗΝΑ	2103337000									
EUROCORP INVESTMENT SERVICES S.A.				a			a			a
14, ΠΛ.ΦΙΛΙΚΗΣ ΕΤΑΙΡΕΙΑΣ 14 ΑΘΗΝΑ	2107263600									
EUROTRUST INVESTMENT FIRM SA				a						
113, ΣΕΒΑΣΤΟΥΠΟΛΕΩΣ 113 ΑΘΗΝΑ	2103363100									
EUROXX SECURITIES S.A.				a		a	a	a		a
7, ΠΑΛΑΙΟΛΟΓΟΥ ΧΑΛΑΝΔΡΙ	(210)-6879400	(210)-6879401								
7, ΠΑΛΕΟΛΟΓΟΥ ΧΑΛΑΝΔΡΙ	+30 2106879400	210-6879401								
G. A. PERVANAS SECURITIES- INVESTMENT SERVICES S.A.				a						
7-9, ΣΟΦΟΚΛΕΟΥΣ 7-9 ΑΘΗΝΑ	2103727200									
GLOBAL CAPITAL SECURITIES & FINANCIAL SERVICES LTD				a	a					
50, ΛΑΡΧΙΠΕΡΙΣΚΟΠΟΥ ΜΑΚΑΡΙΟΥ Γ50	0035722710710									
HELLENIC AMERICAN SECURITIES S.A.				a		a	a			a
27, ΑΝΔΡΕΑ ΠΑΠΑΝΔΡΕΟΥ 27 ΜΑΡΟΥΣΙ	2103311100									
HELLENIC BANK (INVESTMENTS) LTD					a					
, ΑΥΞ.ΚΥΡΙΑΚΟΥ ΜΑΤΣΙ 31 - PO BOX 24747 NICOSIA	+357 22500100	357 22500110								
HSBC CONTINENTAL EUROPE									a	
109-111, Α.ΜΕΣΟΓΕΙΩΝ 109-111	2106960000									
INDEX SECURITIES S.A.				a						
6, ΔΡΑΓΑΤΣΑΝΙΟΥ 6 ΑΘΗΝΑ	2103213920									
J. CHR. MAVRIKIS SECURITIES S.A.				a						
5, ΣΟΦΟΚΛΕΟΥΣ 5 ΑΘΗΝΑ	2103216730									

Athex & ATHEXClear Members List

Member Name				Stock Market			Derivatives Market		ATHEXClear Member	
	Address	Phone	Fax	Market Member	Remote Member	Market Maker	Proprietary	Market Maker	General Clearing	Direct Clearing
KAPPA SECURITIES S.A.				a			a			
15, ΒΑΛΛΑΡΙΤΟΥ 15 ΑΘΗΝΑ	2103678600									
KARAMANOF SECURITIES & INVESTMENT SERVICES S.A.				a						
2, ΠΛ.ΑΓ.ΘΕΟΔΩΡΩΝ 2 ΑΘΗΝΑ	2103212947									
LAIKI FINANCIAL SERVICES LTD					a					
26, AVE. VYRONOS NICOSIA	357 22367367	357 22718567								
LEON DEPOLAS SECURITIES S.A.				a		a	a			
1, ΧΡΗΣΤΟΥ ΛΑΔΑ 1 ΑΘΗΝΑ	2103213276 -28									
MEGA EQUITY SECURITIES & FINANCIAL SERVICES PUBLIC LTD				a	a		a			
42-44, ΛΕΩΦ.ΓΡΙΒΑ ΔΙΓΕΝΗ 42-44	0035722711711									
MERIT SECURITIES S.A				a		a	a			a
5, ΣΟΦΟΚΛΕΟΥΣ 5 ΑΘΗΝΑ	2103671880									
MERRILL LYNCH INTERNATIONAL				a						
2, 2 KING EDWARD STREET LONDON	+44 20276281000									
N. CHRYSOCHOIDIS SECURITIES S.A.				a			a			a
7-9, ΣΟΦΟΚΛΕΟΥΣ 7-9 ΑΘΗΝΑ	2103213913									
NATIONAL BANK OF GREECE S.A.				a			a		a	
86, ΑΙΟΛΟΥ STR. ΑΘΗΝΑ	(210)-3341000	(210)-3228187								
68, ΑΚΑΔΗΜΙΑΣ STR. ΑΘΗΝΑ	(210)-3328817	(210)-3328678								
NATIONAL SECURITIES SINGLE MEMBER SA				a		a	a	a		
66, ΛΕΩΦΟΡΟΣ ΑΘΗΝΩΝ 128-132 & ΙΦΙΓΕΝΙΑΣ ΑΘΗΝΑ	2103328784									
NUNTIUS BROKERAGE AND INVESTMENT SERVICES S.A				a						
6, ΔΡΑΓΑΤΣΑΝΙΟΥ 6 ΑΘΗΝΑ	2103350599									
ONE PLUS CAPITAL LIMITED				a	a					
, 75 PRODROMOU AVENUE NICOSIA 1307	35722873760									
OPTIMA BANK S.A.				a		a	a	a	a	
32, ΑΙΓΙΑΛΕΙΑΣ 32 & ΠΑΡΑΔΕΙΣΟΥ ΜΑΡΟΥΣΙ	2108173663									
PANTELAKIS SECURITIES S.A.				a		a	a	a		
57, ΕΘΝΙΚΗΣ ΑΝΤΙΣΤΑΣΕΩΣ 57, ΚΤΙΡΙΟ Β CHALANDRI	2106965000									
PEGASUS SECURITIES S.A				a			a			
17, ΒΑΛΛΑΡΙΤΟΥ 17 & ΑΜΕΡΙΚΗΣ ΑΘΗΝΑ	2103670700									
PIRAEUS BANK S.A.				a			a		a	
, ΑΜΕΡΙΚΗΣ 4 ΑΘΗΝΑ	2103335000									
PIRAEUS SECURITIES S. A.				a		a	a	a		a
10, ΣΤΑΔΙΟΥ 10 ΑΘΗΝΑ	2103354100									
PROCHOICE SECURITIES LTD				a	a					
57, ΛΕΩΦ.ΣΠΥΡΟΥ ΚΥΠΡΙΑΝΟΥ 57, ΑΚΙΝΗΤΑ Φ	035724661192									
SHARELINK SECURITIES & FINANCIAL SERVICES LTD				a			a			
6, HOUSE-ΘΕΟΤΟΚΗ 6 ΜΕΓΑΡΟ ΕΛΜΗΝΑ	+357 22554200									
SOCIETE GENERALE S.A.				a	a		a			
, 17 COURS VALMY, CEDEX	+157290504									
SOLIDUS SECURITIES S.A				a			a			a
64, ΛΟΥΙΖΗΣ ΠΙΑΝΚΟΥΡ 64 ΑΘΗΝΑ	2106900600									
ST. EM. LAVRENTAKIS SECURITIES S.A.				a			a			
7-9, ΣΟΦΟΚΛΕΟΥΣ 7-9 ΑΘΗΝΑ	2103213336									
THE CYPRUS INVESTMENT & SECURITIES CORPORATION LTD				a	a					
154, ΛΕΩΦ. ΚΥΡΗΝΕΙΑΣ	0035722121700									
UBS EUROPE SE				a	a					
, OPERNTURM, BOCKENHEIMER LANDSTRASSE 2-4	496921790									
UBS LIMITED					a					
1, FINSBURY AVENUE LONDON	+44 2075687135									

List of Stocks under Market Making operations

Securities	Market Maker	Start Market Making	Stock Category
MLS MULTIMEDIA SA (CR)			Suspension Status
	PIRAEUS SECURITIES S. A.	01/08/2019	
ALPHA ETF FTSE Athex Large Cap			Exchange Traded Funds (ETFs)
	ALPHA FINANCE INVESTMENT SERVICES SINGLE MEMBER SA	02/01/1900	
	NATIONAL SECURITIES SINGLE MEMBER SA	02/01/1900	
ADMIE (IPTO) HOLDING S.A. (CR)			Main Market
	EUROBANK EQUITIES INVESTMENT FIRM S.A	24/05/2021	
	HELLENIC AMERICAN SECURITIES S.A.	09/03/2020	
	PIRAEUS SECURITIES S. A.	29/06/2017	
AEGEAN AIRLINES (CR)			Main Market
	EUROBANK EQUITIES INVESTMENT FIRM S.A	22/09/2020	
ALPHA SERVICES HOLD (CR)			Main Market
	ALPHA FINANCE INVESTMENT SERVICES SINGLE MEMBER SA	29/02/2016	
	EUROBANK EQUITIES INVESTMENT FIRM S.A	22/10/2006	
	HELLENIC AMERICAN SECURITIES S.A.	25/07/2014	
	LEON DEPOLAS SECURITIES S.A.	04/01/2016	
	MERIT SECURITIES S.A	03/09/2012	
	NATIONAL SECURITIES SINGLE MEMBER SA	02/01/1900	
	PIRAEUS SECURITIES S. A.	28/05/2009	
ANDROMEDA SA (CR)			Main Market
	BETA SECURITIES S.A.	15/02/2021	
AS COMPANY SA (CR)			Main Market
	EUROBANK EQUITIES INVESTMENT FIRM S.A	01/04/2019	
ATTICA BANK S.A. (CR)			Main Market
	EUROXX SECURITIES S.A.	22/01/2016	
	PIRAEUS SECURITIES S. A.	20/09/2017	
AUTOHELLAS SA (CR)			Main Market
	ALPHA FINANCE INVESTMENT SERVICES SINGLE MEMBER SA	01/07/2019	
	EUROXX SECURITIES S.A.	02/07/2018	
AVAX S.A. (CR)			Main Market
	EUROBANK EQUITIES INVESTMENT FIRM S.A	14/12/2015	
	PIRAEUS SECURITIES S. A.	01/02/2021	
AVE (CR)			Main Market
	EUROXX SECURITIES S.A.	05/06/2020	
BRIQ PROPERTIES (CR)			Main Market
	EUROBANK EQUITIES INVESTMENT FIRM S.A	09/09/2019	
	LEON DEPOLAS SECURITIES S.A.	22/02/2021	
BYTE COMPUTER SA (CR)			Main Market
	MERIT SECURITIES S.A	04/08/2008	
CC HBC AG (CR)			Main Market
	BETA SECURITIES S.A.	08/03/2021	
	NATIONAL SECURITIES SINGLE MEMBER SA	02/01/1900	
	PIRAEUS SECURITIES S. A.	04/05/2015	
CENERGY HOLDINGS (CB)			Main Market
	ALPHA FINANCE INVESTMENT SERVICES SINGLE MEMBER SA	02/01/2016	
	EUROBANK EQUITIES INVESTMENT FIRM S.A	02/01/2016	
CNL CAPITAL (CR)			Main Market
	MERIT SECURITIES S.A	01/10/2018	
EKTER SA (CR)			Main Market
	EUROBANK EQUITIES INVESTMENT FIRM S.A	16/10/2017	
	LEON DEPOLAS SECURITIES S.A.	21/05/2018	
ELASTRON (CR)			Main Market
	LEON DEPOLAS SECURITIES S.A.	20/02/2017	
ELLAKTOR (CR)			Main Market
	ALPHA FINANCE INVESTMENT SERVICES SINGLE MEMBER SA	18/03/2019	
	EUROBANK EQUITIES INVESTMENT FIRM S.A	01/06/2012	
	EUROXX SECURITIES S.A.	24/09/2018	
	NATIONAL SECURITIES SINGLE MEMBER SA	02/01/1900	
	PIRAEUS SECURITIES S. A.	22/10/2018	
ELTON SA (CR)			Main Market
	BETA SECURITIES S.A.	03/09/2012	
	LEON DEPOLAS SECURITIES S.A.	01/04/2019	
ELVALHALCOR (CR)			Main Market
	ALPHA FINANCE INVESTMENT SERVICES SINGLE MEMBER SA	07/05/2018	
	EUROBANK EQUITIES INVESTMENT FIRM S.A	07/05/2018	
ELVE SA (CR)			Main Market
	LEON DEPOLAS SECURITIES S.A.	02/11/2020	
ENTERSOFT (CR)			Main Market
	EUROBANK EQUITIES INVESTMENT FIRM S.A	22/06/2020	

List of Stocks under Market Making operations

Securities	Market Maker	Start Market Making	Stock Category
EUROBANK HOLDINGS (CR)			Main Market
ALPHA FINANCE INVESTMENT SERVICES SINGLE MEMBER SA		09/01/2006	
EUROBANK EQUITIES INVESTMENT FIRM S.A		01/06/2012	
HELLENIC AMERICAN SECURITIES S.A.		25/07/2014	
LEON DEPOLAS SECURITIES S.A.		30/11/2018	
MERIT SECURITIES S.A		06/11/2017	
NATIONAL SECURITIES SINGLE MEMBER SA		02/01/1900	
PIRAEUS SECURITIES S. A.		28/09/2009	
EUROPEAN RELIANCE INSUR. (CR)			Main Market
BETA SECURITIES S.A.		27/07/2020	
PANTELAKIS SECURITIES S.A.		15/07/2019	
EYDAP S.A. (CR)			Main Market
ALPHA FINANCE INVESTMENT SERVICES SINGLE MEMBER SA		27/01/2020	
EUROBANK EQUITIES INVESTMENT FIRM S.A		10/06/2019	
FOURLIS (CR)			Main Market
EUROBANK EQUITIES INVESTMENT FIRM S.A		01/12/2016	
PIRAEUS SECURITIES S. A.		06/03/2017	
GEK TERNA (CR)			Main Market
BETA SECURITIES S.A.		08/03/2021	
EUROBANK EQUITIES INVESTMENT FIRM S.A		24/05/2021	
PIRAEUS SECURITIES S. A.		29/08/2019	
GR. SARANTIS S.A. (CR)			Main Market
BETA SECURITIES S.A.		14/05/2012	
EUROBANK EQUITIES INVESTMENT FIRM S.A		24/10/2016	
HELLENIC EXCHANGES-A.S.E. (CR)			Main Market
HELLENIC AMERICAN SECURITIES S.A.		01/09/2014	
NATIONAL SECURITIES SINGLE MEMBER SA		02/01/1900	
PIRAEUS SECURITIES S. A.		04/05/2015	
HELLENIC PETROLEUM (CR)			Main Market
HELLENIC AMERICAN SECURITIES S.A.		14/09/2015	
PIRAEUS SECURITIES S. A.		20/03/2017	
IDEAL HOLDINGS (CR)			Main Market
EUROBANK EQUITIES INVESTMENT FIRM S.A		07/06/2021	
PIRAEUS SECURITIES S. A.		07/06/2021	
IKTINOS HELLAS SA (CR)			Main Market
ALPHA FINANCE INVESTMENT SERVICES SINGLE MEMBER SA		01/04/2019	
EUROBANK EQUITIES INVESTMENT FIRM S.A		25/02/2019	
NATIONAL SECURITIES SINGLE MEMBER SA		02/01/1900	
INTERCONTINENTAL (CR)			Main Market
LEON DEPOLAS SECURITIES S.A.		03/06/2019	
INTERWOOD-XYLEMPORIA (CR)			Main Market
EUROBANK EQUITIES INVESTMENT FIRM S.A		05/07/2021	
PANTELAKIS SECURITIES S.A.		01/07/2021	
INTRAKAT (CR)			Main Market
BETA SECURITIES S.A.		04/10/2021	
JUMBO SA (CR)			Main Market
BETA SECURITIES S.A.		01/02/2021	
EUROBANK EQUITIES INVESTMENT FIRM S.A		25/05/2020	
MERIT SECURITIES S.A		06/11/2017	
PIRAEUS SECURITIES S. A.		06/03/2017	
KARAMOLEGOS SA (CR)			Main Market
EUROXX SECURITIES S.A.		04/10/2019	
KLOUKINAS - LAPPAS SA (CR)			Main Market
BETA SECURITIES S.A.		22/09/2014	
KRI-KRI S.A. (CR)			Main Market
EUROBANK EQUITIES INVESTMENT FIRM S.A		07/05/2018	
LEON DEPOLAS SECURITIES S.A.		16/01/2017	
LAMDA DEVELOPMENT SA (CR)			Main Market
EUROBANK EQUITIES INVESTMENT FIRM S.A		08/12/2014	
PANTELAKIS SECURITIES S.A.		06/11/2017	
PIRAEUS SECURITIES S. A.		29/06/2017	
LAMPSA HOTEL SA (CR)			Main Market
LEON DEPOLAS SECURITIES S.A.		16/01/2017	
MARFIN INVESTMENT GROUP (CR)			Main Market
EUROBANK EQUITIES INVESTMENT FIRM S.A		23/03/2015	
PIRAEUS SECURITIES S. A.		02/02/2009	

List of Stocks under Market Making operations

Securities	Market Maker	Start Market Making	Stock Category
MOTOR OIL (CR)			Main Market
	BETA SECURITIES S.A.	08/03/2021	
	EUROBANK EQUITIES INVESTMENT FIRM S.A	22/10/2006	
	LEON DEPOLAS SECURITIES S.A.	01/04/2019	
	MERIT SECURITIES S.A	25/02/2019	
	NATIONAL SECURITIES SINGLE MEMBER SA	02/01/1900	
	PIRAEUS SECURITIES S. A.	04/05/2015	
MYTILINEOS (CR)			Main Market
	ALPHA FINANCE INVESTMENT SERVICES SINGLE MEMBER SA	15/04/2019	
	EUROBANK EQUITIES INVESTMENT FIRM S.A	20/09/2017	
	MERIT SECURITIES S.A	25/02/2019	
	NATIONAL SECURITIES SINGLE MEMBER SA	02/01/1900	
	PIRAEUS SECURITIES S. A.	04/05/2015	
NATIONAL BANK (CR)			Main Market
	ALPHA FINANCE INVESTMENT SERVICES SINGLE MEMBER SA	09/01/2006	
	BETA SECURITIES S.A.	01/02/2021	
	EUROBANK EQUITIES INVESTMENT FIRM S.A	22/10/2006	
	HELLENIC AMERICAN SECURITIES S.A.	25/07/2014	
	LEON DEPOLAS SECURITIES S.A.	20/05/2015	
	MERIT SECURITIES S.A	03/09/2012	
	NATIONAL SECURITIES SINGLE MEMBER SA	02/01/1900	
	PIRAEUS SECURITIES S. A.	08/09/2008	
OPAP (CR)			Main Market
	ALPHA FINANCE INVESTMENT SERVICES SINGLE MEMBER SA	09/01/2006	
	EUROBANK EQUITIES INVESTMENT FIRM S.A	22/10/2006	
	HELLENIC AMERICAN SECURITIES S.A.	25/07/2014	
	MERIT SECURITIES S.A	20/03/2017	
	NATIONAL SECURITIES SINGLE MEMBER SA	02/01/1900	
	PIRAEUS SECURITIES S. A.	04/05/2015	
OTE (CR)			Main Market
	ALPHA FINANCE INVESTMENT SERVICES SINGLE MEMBER SA	09/01/2006	
	EUROBANK EQUITIES INVESTMENT FIRM S.A	22/10/2006	
	HELLENIC AMERICAN SECURITIES S.A.	25/07/2014	
	LEON DEPOLAS SECURITIES S.A.	20/04/2015	
	MERIT SECURITIES S.A	20/03/2017	
	NATIONAL SECURITIES SINGLE MEMBER SA	02/01/1900	
	PIRAEUS SECURITIES S. A.	08/09/2008	
P.P.A. S.A. (CR)			Main Market
	EUROBANK EQUITIES INVESTMENT FIRM S.A	06/02/2019	
PAPOUTSANIS (CR)			Main Market
	ALPHA FINANCE INVESTMENT SERVICES SINGLE MEMBER SA	19/11/2018	
	BETA SECURITIES S.A.	25/11/2013	
	EUROBANK EQUITIES INVESTMENT FIRM S.A	06/12/2021	
PETROPOULOS PETROS (CR)			Main Market
	EUROBANK EQUITIES INVESTMENT FIRM S.A	01/04/2019	
	PANTELAKIS SECURITIES S.A.	16/03/2020	
PIRAEUS FINANCIAL HOLD (CR)			Main Market
	ALPHA FINANCE INVESTMENT SERVICES SINGLE MEMBER SA	15/04/2019	
	EUROBANK EQUITIES INVESTMENT FIRM S.A	22/10/2006	
	EUROXX SECURITIES S.A.	15/02/2016	
	HELLENIC AMERICAN SECURITIES S.A.	25/07/2014	
	LEON DEPOLAS SECURITIES S.A.	30/11/2018	
	MERIT SECURITIES S.A	16/09/2013	
	NATIONAL SECURITIES SINGLE MEMBER SA	02/01/1900	
	PIRAEUS SECURITIES S. A.	16/02/2009	
PLAISIO COMPUTERS SA (CR)			Main Market
	EUROBANK EQUITIES INVESTMENT FIRM S.A	02/03/2015	
PPC (CR)			Main Market
	ALPHA FINANCE INVESTMENT SERVICES SINGLE MEMBER SA	09/01/2006	
	BETA SECURITIES S.A.	01/02/2021	
	EUROBANK EQUITIES INVESTMENT FIRM S.A	22/10/2006	
	HELLENIC AMERICAN SECURITIES S.A.	01/09/2014	
	MERIT SECURITIES S.A	06/11/2017	
	NATIONAL SECURITIES SINGLE MEMBER SA	02/01/1900	
	PIRAEUS SECURITIES S. A.	28/09/2009	
PREMIA (CR)			Main Market
	BETA SECURITIES S.A.	01/06/2021	
	PANTELAKIS SECURITIES S.A.	23/12/2021	

List of Stocks under Market Making operations

Securities	Market Maker	Start Market Making	Stock Category
PROFILE SA (CR)			Main Market
	PANTELAKIS SECURITIES S.A.	01/07/2019	
QUEST HOLDINGS (CR)			Main Market
	BETA SECURITIES S.A.	26/03/2018	
	EUROBANK EQUITIES INVESTMENT FIRM S.A	28/01/2019	
TERNA ENERGY (CR)			Main Market
	BETA SECURITIES S.A.	08/03/2021	
	EUROBANK EQUITIES INVESTMENT FIRM S.A	24/05/2021	
	PIRAEUS SECURITIES S. A.	09/12/2019	
THRACE PLASTICS SA (CR)			Main Market
	ALPHA FINANCE INVESTMENT SERVICES SINGLE MEMBER SA	26/03/2018	
	EUROBANK EQUITIES INVESTMENT FIRM S.A	26/03/2018	
TITAN CEMENT (CB)			Main Market
	BETA SECURITIES S.A.	01/02/2021	
	EUROBANK EQUITIES INVESTMENT FIRM S.A	06/11/2019	
	PIRAEUS SECURITIES S. A.	18/01/2021	
TZIRAKIAN PROFIL (CR)			Main Market
	LEON DEPOLAS SECURITIES S.A.	19/07/2021	
UNIBIOS (CR)			Main Market
	LEON DEPOLAS SECURITIES S.A.	01/02/2021	
VIOHALCO SA/NV (CB)			Main Market
	ALPHA FINANCE INVESTMENT SERVICES SINGLE MEMBER SA	11/03/2008	
	EUROBANK EQUITIES INVESTMENT FIRM S.A	04/03/2014	
	MERIT SECURITIES S.A	17/03/2014	

Underlying Asset				Derivatives Market													
Price max	Price min	Closing price	change	Delivery Month	Open price	Price max	Price min	Last price	Closing price	Last Bid	Last Ask	Fixing price*	Life high	Life low	Trades	Volume	Open Interest
FTSE/Athex Large Cap				(Trade Unit: 1 Index Point x 2€, Cash Settlement)													
2,312.59	2,279.62	2,280.73	-1.38%	January 2022	2,294.00	2,300.00	2,277.25	2,282.00	2,282.00	---	---	---	2,329.00	---	158	1,161	2,450
				February 2022	2,298.75	2,299.00	2,278.75	2,281.00	2,281.00	---	---	---	2,323.50	---	88	712	474
				March 2022	---	---	---	---	2,320.25	---	---	---	---	---	---	---	---
				June 2022	---	---	---	---	2,332.00	---	---	---	---	---	---	---	---
				September 2022	---	---	---	---	2,343.75	---	---	---	---	---	---	---	---
				December 2022	---	---	---	---	2,355.25	---	---	---	---	---	---	---	---
FTSE/Athex Banks				(Trade Unit: 1 Index Point x 15€, Cash Settlement)													
654.41	642.09	644.93	-1.45%	March 2022	650.00	652.00	644.00	644.00	644.00	---	---	---	652.00	---	5	10	6
				June 2022	---	---	---	---	660.00	---	---	---	---	---	---	---	---
				September 2022	---	---	---	---	663.25	---	---	---	---	---	---	---	---
				December 2022	---	---	---	---	666.50	---	---	---	---	---	---	---	---

Derivatives notes

Fixing prices and final open positions can be retrieved from the following path <http://www.helex.gr/el/web/guest/statistics-end-of-day-derivatives>

Underlying Asset				Derivatives Market													
Price max	Price min	Closing price	change	Delivery Month	Open price	Price max	Price min	Last price	Closing price	Last Bid	Last Ask	Fixing price*	Life high	Life low	Trades	Volume	Open Interest
ADMIE (IPTO) HOLDING S.A. (CR)				(Contract Size: 100 Securities, Physical Delivery)													
2.58	2.525	2.565	0.19%	March 2022	2.56	2.58	2.54	2.58	2.58	---	---	---	2.62	---	41	278	5,161
				June 2022	---	---	---	---	2.58	---	---	---	---	---	---	---	---
				September 2022	---	---	---	---	2.59	---	---	---	---	---	---	---	---
				December 2022	---	---	---	---	2.61	---	---	---	---	---	---	---	---
ALPHA SERVICES HOLD (CR)				(Contract Size: 100 Securities, Physical Delivery)													
1.295	1.2575	1.26	-2.33%	March 2022	1.28	1.29	1.26	1.26	1.26	---	---	---	1.30	---	228	8,563	85,124
				June 2022	---	---	---	---	1.27	---	---	---	---	---	---	---	155
				September 2022	---	---	---	---	1.29	---	---	---	---	---	---	---	1
				December 2022	---	---	---	---	1.31	---	---	---	---	---	---	---	---
CC HBC AG (CR)				(Contract Size: 100 Securities, Physical Delivery)													
31.65	31.4	31.52	-1.32%	March 2022	31.50	31.54	31.34	31.34	31.34	---	---	---	31.99	---	7	28	115
				June 2022	---	---	---	---	32.21	---	---	---	---	---	---	---	---
				September 2022	---	---	---	---	32.37	---	---	---	---	---	---	---	---
				December 2022	---	---	---	---	32.53	---	---	---	---	---	---	---	---
CENERGY HOLDINGS (CB)				(Contract Size: 100 Securities, Physical Delivery)													
3.45	3.345	3.45	0.00%	March 2022	3.38	3.45	3.36	3.43	3.43	---	---	---	3.45	---	15	46	12,019
				June 2022	---	---	---	---	3.48	---	---	---	---	---	---	---	---
				September 2022	---	---	---	---	3.50	---	---	---	---	---	---	---	---
				December 2022	---	---	---	---	3.51	---	---	---	---	---	---	---	---
ELLAKTOR (CR)				(Contract Size: 100 Securities, Physical Delivery)													
1.35	1.32	1.32	-2.22%	March 2022	1.35	1.35	1.33	1.35	1.35	---	---	---	1.54	---	19	335	11,695
				June 2022	---	---	---	---	1.36	---	---	---	---	---	---	---	---
				September 2022	---	---	---	---	1.37	---	---	---	---	---	---	---	---
				December 2022	---	---	---	---	1.37	---	---	---	---	---	---	---	---
EUROBANK HOLDINGS (CR)				(Contract Size: 100 Securities, Physical Delivery)													
1.0005	0.9814	0.99	-1.05%	March 2022	1.00	1.00	0.985	0.990	0.990	---	---	---	1.02	---	56	1,703	27,960
				June 2022	---	---	---	---	1.01	---	---	---	---	---	---	---	---
				September 2022	---	---	---	---	1.01	---	---	---	---	---	---	---	---
				December 2022	---	---	---	---	1.02	---	---	---	---	---	---	---	---
EYDAP S.A. (CR)				(Contract Size: 100 Securities, Physical Delivery)													
8.13	7.9	8.12	2.01%	March 2022	7.90	8.10	7.90	8.10	8.10	---	---	---	8.10	---	21	30	504
				June 2022	---	---	---	---	8.03	---	---	---	---	---	---	---	---
				September 2022	---	---	---	---	8.07	---	---	---	---	---	---	---	---
				December 2022	---	---	---	---	8.11	---	---	---	---	---	---	---	---

Derivatives notes

Fixing prices and final open positions can be retrieved from the following path <http://www.helex.gr/el/web/guest/statistics-end-of-day-derivatives>

Underlying Asset				Derivatives Market													
Price max	Price min	Closing price	change	Delivery Month	Open price	Price max	Price min	Last price	Closing price	Last Bid	Last Ask	Fixing price*	Life high	Life low	Trades	Volume	Open Interest
FOURLIS (CR)				(Contract Size: 100 Securities, Physical Delivery)													
4.525	4.44	4.47	-0.67%	March 2022	4.49	4.53	4.46	4.48	4.48	---	---	---	4.53	---	45	156	3,663
				June 2022	---	---	---	---	4.57	---	---	---	4.14	---	---	---	50
				September 2022	---	---	---	---	4.56	---	---	---	---	---	---	---	---
				December 2022	---	---	---	---	4.58	---	---	---	---	---	---	---	---
GEK TERNA (CR)				(Contract Size: 100 Securities, Physical Delivery)													
9.9	9.76	9.82	-0.81%	March 2022	9.83	9.83	9.80	9.81	9.81	---	---	---	10.10	---	5	17	6,850
				June 2022	---	---	---	---	9.98	---	---	---	---	---	---	---	---
				September 2022	---	---	---	---	10.03	---	---	---	---	---	---	---	---
				December 2022	---	---	---	---	10.08	---	---	---	---	---	---	---	---
HELLENIC EXCHANGES-A.S.E. (CR)				(Contract Size: 100 Securities, Physical Delivery)													
4.045	3.985	3.985	-1.73%	March 2022	4.03	4.03	4.01	4.01	4.01	---	---	---	4.08	---	9	14	1,739
				June 2022	3.98	3.98	3.98	3.98	3.98	---	---	---	4.08	---	2	4	81
				September 2022	---	---	---	---	4.11	---	---	---	---	---	---	---	---
				December 2022	---	---	---	---	4.13	---	---	---	---	---	---	---	---
HELLENIC PETROLEUM (CR)				(Contract Size: 100 Securities, Physical Delivery)													
6.75	6.63	6.72	0.30%	March 2022	6.70	6.77	6.64	6.70	6.70	---	---	---	6.85	---	31	81	1,820
				June 2022	---	---	---	---	6.76	---	---	---	---	---	---	---	---
				September 2022	---	---	---	---	6.79	---	---	---	---	---	---	---	---
				December 2022	---	---	---	---	6.82	---	---	---	---	---	---	---	---
INTRACOM HOLDINGS (CR)				(Contract Size: 100 Securities, Physical Delivery)													
1.91	1.862	1.862	-2.10%	March 2022	1.90	1.90	1.87	1.88	1.88	---	---	---	2.14	---	19	39	6,819
				June 2022	---	---	---	---	1.92	---	---	---	---	---	---	---	---
				September 2022	---	---	---	---	1.93	---	---	---	---	---	---	---	---
				December 2022	---	---	---	---	1.94	---	---	---	---	---	---	---	---
JUMBO SA (CR)				(Contract Size: 100 Securities, Physical Delivery)													
14.35	13.89	13.89	-2.66%	March 2022	13.93	13.93	13.40	13.40	13.40	---	---	---	14.06	---	16	27	1,536
				June 2022	---	---	---	---	14.39	---	---	---	---	---	---	---	---
				September 2022	---	---	---	---	14.46	---	---	---	---	---	---	---	---
				December 2022	---	---	---	---	14.53	---	---	---	---	---	---	---	---
LAMDA DEVELOPMENT SA (CR)				(Contract Size: 100 Securities, Physical Delivery)													
7.45	7.24	7.29	-1.95%	March 2022	7.38	7.38	7.28	7.28	7.28	---	---	---	7.58	---	46	181	5,833
				June 2022	---	---	---	---	7.46	---	---	---	7.07	---	---	---	340
				September 2022	---	---	---	---	7.53	---	---	---	---	---	---	---	---
				December 2022	---	---	---	---	7.57	---	---	---	---	---	---	---	---

Derivatives notes

Fixing prices and final open positions can be retrieved from the following path <http://www.helex.gr/el/web/guest/statistics-end-of-day-derivatives>

Underlying Asset				Derivatives Market													
Price max	Price min	Closing price	change	Delivery Month	Open price	Price max	Price min	Last price	Closing price	Last Bid	Last Ask	Fixing price*	Life high	Life low	Trades	Volume	Open Interest
MARFIN INVESTMENT GROUP (CR)				(Contract Size: 100 Securities, Physical Delivery)													
0.0385	0.0356	0.036	-2.44%	March 2022	0.038	0.038	0.037	0.037	0.037	---	---	---	0.038	---	9	985	30,586
				June 2022	---	---	---	---	0.037	---	---	---	---	---	---	---	---
				September 2022	---	---	---	---	0.037	---	---	---	---	---	---	---	---
				December 2022	---	---	---	---	0.038	---	---	---	---	---	---	---	---
MOTOR OIL (CR)				(Contract Size: 100 Securities, Physical Delivery)													
14.9	14.69	14.9	0.13%	March 2022	14.81	14.92	14.72	14.92	14.92	---	---	---	15.04	---	15	23	2,150
				June 2022	---	---	---	---	15.00	---	---	---	---	---	---	---	---
				September 2022	---	---	---	---	15.08	---	---	---	---	---	---	---	---
				December 2022	---	---	---	---	15.16	---	---	---	---	---	---	---	---
MYTILINEOS (CR)				(Contract Size: 100 Securities, Physical Delivery)													
15.89	15.6	15.66	-1.32%	March 2022	15.76	15.90	15.65	15.71	15.71	---	---	---	16.25	---	69	300	7,074
				June 2022	---	---	---	---	16.00	---	---	---	---	---	---	---	---
				September 2022	---	---	---	---	16.08	---	---	---	---	---	---	---	---
				December 2022	---	---	---	---	16.16	---	---	---	---	---	---	---	---
NATIONAL BANK (CR)				(Contract Size: 100 Securities, Physical Delivery)													
3.202	3.145	3.183	-0.31%	March 2022	3.19	3.20	3.15	3.19	3.19	---	---	---	3.29	---	129	1,749	28,468
				June 2022	---	---	---	---	3.22	---	---	---	---	---	---	---	---
				September 2022	---	---	---	---	3.24	---	---	---	---	---	---	---	---
				December 2022	---	---	---	---	3.25	---	---	---	---	---	---	---	---
OPAP (CR)				(Contract Size: 100 Securities, Physical Delivery)													
13.36	13.1	13.1	-2.02%	March 2022	13.32	13.34	13.15	13.15	13.15	---	---	---	13.44	---	17	65	2,128
				June 2022	---	---	---	---	13.44	---	---	---	12.60	---	---	---	30
				September 2022	---	---	---	---	13.55	---	---	---	---	---	---	---	---
				December 2022	---	---	---	---	13.62	---	---	---	---	---	---	---	---
OTE (CR)				(Contract Size: 100 Securities, Physical Delivery)													
17.23	16.785	16.86	-1.81%	March 2022	17.11	17.11	16.81	16.90	16.90	---	---	---	17.43	---	35	88	1,254
				June 2022	---	---	---	---	17.31	---	---	---	---	---	---	---	---
				September 2022	---	---	---	---	17.40	---	---	---	---	---	---	---	---
				December 2022	---	---	---	---	17.49	---	---	---	---	---	---	---	---
P.P.A. S.A. (CR)				(Contract Size: 100 Securities, Physical Delivery)													
17.56	17.2	17.5	0.81%	March 2022	17.53	17.57	17.53	17.57	17.57	---	---	---	18.15	---	3	5	645
				June 2022	---	---	---	---	17.51	---	---	---	---	---	---	---	---
				September 2022	---	---	---	---	17.59	---	---	---	---	---	---	---	---
				December 2022	---	---	---	---	17.68	---	---	---	---	---	---	---	---

Derivatives notes

Fixing prices and final open positions can be retrieved from the following path <http://www.helex.gr/el/web/guest/statistics-end-of-day-derivatives>

Underlying Asset				Derivatives Market													
Price max	Price min	Closing price	change	Delivery Month	Open price	Price max	Price min	Last price	Closing price	Last Bid	Last Ask	Fixing price*	Life high	Life low	Trades	Volume	Open Interest
PIRAEUS FINANCIAL HOLD (CR)				(Contract Size: 100 Securities, Physical Delivery)													
1.451	1.405	1.41	-2.08%	March 2022	1.45	1.46	1.41	1.41	1.41	---	---	---	1.46	---	125	2,957	38,282
				June 2022	---	---	---	---	1.45	---	---	---	---	---	---	---	---
				September 2022	---	---	---	---	1.46	---	---	---	---	---	---	---	---
				December 2022	---	---	---	---	1.47	---	---	---	---	---	---	---	---
PPC (CR)				(Contract Size: 100 Securities, Physical Delivery)													
9.09	8.94	8.94	-1.65%	March 2022	9.10	9.10	8.98	8.99	8.99	---	---	---	10.69	---	132	1,065	18,789
				June 2022	---	---	---	---	9.19	---	---	---	9.47	---	---	---	15
				September 2022	---	---	---	---	9.21	---	---	---	---	---	---	---	---
				December 2022	---	---	---	---	9.26	---	---	---	---	---	---	---	---
TERNA ENERGY (CR)				(Contract Size: 100 Securities, Physical Delivery)													
13.5	13.32	13.32	-1.77%	March 2022	13.43	13.53	13.40	13.45	13.45	---	---	---	13.89	---	32	114	1,543
				June 2022	---	---	---	---	13.67	---	---	---	---	---	---	---	---
				September 2022	---	---	---	---	13.74	---	---	---	---	---	---	---	---
				December 2022	---	---	---	---	13.81	---	---	---	---	---	---	---	---
TITAN CEMENT (CB)				(Contract Size: 100 Securities, Physical Delivery)													
14.9	14.5	14.7	-0.41%	March 2022	14.78	14.78	14.52	14.56	14.56	---	---	---	15.10	---	9	19	1,536
				June 2022	---	---	---	---	14.88	---	---	---	---	---	---	---	---
				September 2022	---	---	---	---	14.96	---	---	---	---	---	---	---	---
				December 2022	---	---	---	---	15.03	---	---	---	---	---	---	---	---
VIOHALCO SA/NV (CB)				(Contract Size: 100 Securities, Physical Delivery)													
4.81	4.695	4.77	-0.10%	March 2022	4.79	4.84	4.73	4.80	4.80	---	---	---	4.84	---	44	220	8,356
				June 2022	---	---	---	---	4.82	---	---	---	---	---	---	---	---
				September 2022	---	---	---	---	4.84	---	---	---	---	---	---	---	---
				December 2022	---	---	---	---	4.86	---	---	---	---	---	---	---	---

Derivatives notes

Fixing prices and final open positions can be retrieved from the following path <http://www.helex.gr/el/web/guest/statistics-end-of-day-derivatives>

FTSE/Athex Large Cap

(Trade Unit: 1 Index Point x 2€ - Exercise Style: European, Cash Settlement)

Exercise Price	Call Options														Put Options																					
	January 2022							February 2022							Other Months		January 2022							February 2022							Other Months		Exercise Price			
	Open price	Price max	Price min	Last price	Closing price	Volume	Open Interest	Open price	Price max	Price min	Last price	Closing price	Volume	Open Interest	Volume	Open Interest	Open price	Price max	Price min	Last price	Closing price	Volume	Open Interest	Open price	Price max	Price min	Last price	Closing price	Volume	Open Interest	Volume	Open Interest				
1,875	-	-	-	-	-	-	-	-	-	-	-	-	-	-	-	-	-	-	-	-	-	-	-	-	-	-	-	-	-	-	-	-		1,875		
1,900	0.00	0.00	0.00	-	410.00	-	-	0.00	0.00	0.00	-	410.00	-	-	0.00	0.00	0.00	-	0.01	-	1	0.00	0.00	0.00	-	0.04	-	-	0.00	0.00	0.00	-	0.09	-	-	1,900
1,925	0.00	0.00	0.00	-	385.00	-	-	0.00	0.00	0.00	-	385.00	-	-	0.00	0.00	0.00	-	0.05	-	-	0.00	0.00	0.00	-	0.09	-	-	0.00	0.00	0.00	-	0.09	-	-	1,925
1,950	0.00	0.00	0.00	-	360.00	-	-	0.00	0.00	0.00	-	360.00	-	-	0.00	0.00	0.00	-	0.01	-	7	0.00	0.00	0.00	-	0.17	-	-	0.00	0.00	0.00	-	0.17	-	-	1,950
1,975	0.00	0.00	0.00	-	335.00	-	-	0.00	0.00	0.00	-	335.00	-	-	0.00	0.00	0.00	-	0.03	-	-	0.00	0.00	0.00	-	0.32	-	-	0.00	0.00	0.00	-	0.32	-	-	1,975
2,000	0.00	0.00	0.00	-	310.00	-	-	0.00	0.00	0.00	-	310.00	-	-	0.00	0.00	0.00	-	0.01	-	103	0.00	0.00	0.00	-	0.58	-	-	0.00	0.00	0.00	-	0.58	-	-	2,000
2,050	0.00	0.00	0.00	-	260.00	-	30	0.00	0.00	0.00	-	261.00	-	-	0.00	0.00	0.00	-	0.01	-	20	0.00	0.00	0.00	-	1.70	-	-	0.00	0.00	0.00	-	1.70	-	-	2,050
2,100	0.00	0.00	0.00	-	210.00	-	1	0.00	0.00	0.00	-	214.00	-	60	0.00	0.00	0.00	-	0.01	-	160	0.00	0.00	0.00	-	4.20	-	45	0.00	0.00	0.00	-	4.20	-	45	2,100
2,150	0.00	0.00	0.00	-	160.00	-	35	0.00	0.00	0.00	-	169.00	-	-	0.00	0.00	0.00	-	0.01	-	87	0.00	0.00	0.00	-	9.40	-	3	0.00	0.00	0.00	-	9.40	-	3	2,150
2,200	0.00	0.00	0.00	-	110.00	-	44	0.00	0.00	0.00	-	129.00	-	20	0.00	0.00	0.00	-	0.30	-	61	0.00	0.00	0.00	-	18.50	-	1	0.00	0.00	0.00	-	18.50	-	1	2,200
2,250	0.00	0.00	0.00	-	63.00	-	32	0.00	0.00	0.00	-	93.00	-	1	7.00	0.00	5.00	5.00	5.00	20	35	0.00	0.00	0.00	-	33.00	-	25	0.00	0.00	0.00	-	33.00	-	25	2,250
2,300	17.00	37.00	12.00	37.00	37.00	9	70	49.00	49.00	49.00	49.00	49.00	200	1	26.00	37.00	23.00	23.00	23.00	11	51	0.00	0.00	0.00	-	54.00	-	52	0.00	0.00	0.00	-	54.00	-	52	2,300
2,350	0.00	0.00	0.00	-	6.90	-	16	0.00	0.00	0.00	-	41.75	-	7	0.00	0.00	0.00	-	47.00	-	1	0.00	0.00	0.00	-	81.50	-	45	0.00	0.00	0.00	-	81.50	-	45	2,350
2,400	0.00	0.00	0.00	-	1.00	-	-	0.00	0.00	0.00	-	25.75	-	1	0.00	0.00	0.00	-	91.00	-	-	0.00	0.00	0.00	-	115.00	-	-	0.00	0.00	0.00	-	115.00	-	-	2,400
2,450	0.00	0.00	0.00	-	0.08	-	-	0.00	0.00	0.00	-	14.75	-	-	0.00	0.00	0.00	-	140.00	-	-	0.00	0.00	0.00	-	154.00	-	-	0.00	0.00	0.00	-	154.00	-	-	2,450
2,500	0.00	0.00	0.00	-	0.03	-	-	0.00	0.00	0.00	-	8.10	-	-	0.00	0.00	0.00	-	190.00	-	-	0.00	0.00	0.00	-	198.00	-	-	0.00	0.00	0.00	-	198.00	-	-	2,500
2,550	0.00	0.00	0.00	-	0.02	-	-	0.00	0.00	0.00	-	4.20	-	-	0.00	0.00	0.00	-	240.00	-	-	0.00	0.00	0.00	-	243.00	-	-	0.00	0.00	0.00	-	243.00	-	-	2,550
Totals:						9	228						200	90							31	526							0	171		0	0			
Number of Trades:						5							4								5								0				0			

ALPHA SERVICES HOLD (CR)

(Contract Size: 100 Securities, Exercise Style: American, Physical Delivery)

Call Options														Put Options																			
January 2022							February 2022							Other Months		January 2022							February 2022							Other Months		Exercise Price	
Open price	Price max	Price min	Last price	Closing price	Volume	Open Interest	Open price	Price max	Price min	Last price	Closing price	Volume	Open Interest	Volume	Open Interest	Open price	Price max	Price min	Last price	Closing price	Volume	Open Interest	Open price	Price max	Price min	Last price	Closing price	Volume	Open Interest	Volume	Open Interest		
0.650					-	-						-	-								-	-										0.007	
0.700					-	-						-	-								-	-										0.007	
0.750	0.000	0.000	0.000	0.540	-	-	0.000	0.000	0.000	0.541	-	-				0.000	0.000	0.000	0.001	-	-			0.000	0.000	0.000	0.001	-	-			0.008	
0.800	0.000	0.000	0.000	0.490	-	-	0.000	0.000	0.000	0.491	-	-				0.000	0.000	0.000	0.001	-	-			0.000	0.000	0.000	0.001	-	-			0.008	
0.850	0.000	0.000	0.000	0.440	-	-	0.000	0.000	0.000	0.442	-	-				0.000	0.000	0.000	0.001	-	-			0.000	0.000	0.000	0.001	-	-			0.009	
0.900	0.000	0.000	0.000	0.390	-	-	0.000	0.000	0.000	0.392	-	-				0.000	0.000	0.000	0.001	-	-			0.000	0.000	0.000	0.001	-	-			0.009	
0.950	0.000	0.000	0.000	0.340	-	-	0.000	0.000	0.000	0.342	-	-				0.000	0.000	0.000	0.001	-	-			0.000	0.000	0.000	0.001	-	-			0.010	
1.000	0.000	0.000	0.000	0.290	-	-	0.000	0.000	0.000	0.293	-	10				0.000	0.000	0.000	0.001	-	-			0.000	0.000	0.000	0.001	-	-			0.010	
1.100	0.000	0.000	0.000	0.192	-	-	0.000	0.000	0.000	0.199	-	-				0.000	0.000	0.000	0.001	-	-			0.000	0.000	0.000	0.007	-	-			0.011	
1.200	0.000	0.000	0.000	0.102	-	-	0.000	0.000	0.000	0.118	-	10				0.000	0.000	0.000	0.012	-	-			0.000	0.000	0.000	0.026	-	-			0.012	
1.300	0.000	0.000	0.000	0.040	-	-	0.000	0.000	0.000	0.060	-	-				0.000	0.000	0.000	0.050	-	-			0.000	0.000	0.000	0.068	-	-			0.013	
1.400	0.000	0.000	0.000	0.011	-	-	0.000	0.000	0.000	0.026	-	-				0.000	0.000	0.000	0.120	-	-			0.000	0.000	0.000	0.134	-	-			0.014	
1.500	0.000	0.000	0.000	0.002	-	-	0.000	0.000	0.000	0.010	-	-				0.000	0.000	0.000	0.212	-	-			0.000	0.000	0.000	0.218	-	-			0.015	
1.600	0.000	0.000	0.000	0.001	-	-	0.000	0.000	0.000	0.003	-	-				0.000	0.000	0.000	0.310	-	-			0.000	0.000	0.000	0.311	-	-			0.016	
1.700	0.000	0.000	0.000	0.001	-	-	0.000	0.000	0.000	0.001	-	-				0.000	0.000	0.000	0.410	-	-			0.000	0.000	0.000	0.410	-	-			0.017	
1.800					-	-	0.000	0.000	0.000	0.001	-	-									-	-			0.000	0.000	0.000	0.510	-	-			0.018
Totals:					0	0					0	20		0	0						0	0						0	0		0	0	
Number of Trades:					0						0			0								0.00						0			0		

NATIONAL BANK (CR)

(Contract Size: 100 Securities, Exercise Style: American, Physical Delivery)

Call Options														Put Options																											
Exercise Price	January 2022							February 2022							Other Months		January 2022							February 2022							Other Months		Exercise Price								
	Open price	Price max	Price min	Last price	Closing price	Volume	Open Interest	Open price	Price max	Price min	Last price	Closing price	Volume	Open Interest	Volume	Open Interest	Open price	Price max	Price min	Last price	Closing price	Volume	Open Interest	Open price	Price max	Price min	Last price	Closing price	Volume	Open Interest	Volume	Open Interest									
1.600						-	-						-	-									-	-							-	-									0.016
1.700						-	-						-	-									-	-							-	-									0.017
1.800	0.000	0.000	0.000		1.39	-	-	0.000	0.000	0.000		1.39	-	-									0.001	-	-	0.000	0.000	0.000		0.001	-	-									0.018
1.900	0.000	0.000	0.000		1.29	-	-	0.000	0.000	0.000		1.29	-	-									0.001	-	-	0.000	0.000	0.000		0.001	-	-									0.019
2.000	0.000	0.000	0.000		1.19	-	-	0.000	0.000	0.000		1.19	-	-									0.001	-	-	0.000	0.000	0.000		0.001	-	-									0.020
2.200	0.000	0.000	0.000		0.990	-	-	0.000	0.000	0.000		0.994	-	-									0.001	-	-	0.000	0.000	0.000		0.001	-	-									0.022
2.400	0.000	0.000	0.000		0.791	-	-	0.000	0.000	0.000		0.794	-	-									0.001	-	-	0.000	0.000	0.000		0.001	-	-									0.024
2.600	0.000	0.000	0.000		0.591	-	-	0.000	0.000	0.000		0.596	-	-									0.001	-	-	0.000	0.000	0.000		0.002	-	-									0.026
2.800	0.000	0.000	0.000		0.391	-	7	0.000	0.000	0.000		0.407	-	-									0.002	-	-	0.000	0.000	0.000		0.012	-	-									0.028
3.000	0.000	0.000	0.000		0.197	-	-	0.000	0.000	0.000		0.242	-	-									0.006	-	-	0.000	0.000	0.000		0.047	-	-									0.030
3.200	0.000	0.000	0.000		0.055	-	-	0.000	0.000	0.000		0.122	-	-									0.065	-	-	0.000	0.000	0.000		0.126	-	-									0.032
3.400	0.000	0.000	0.000		0.006	-	-	0.000	0.000	0.000		0.051	-	-									0.216	-	-	0.000	0.000	0.000		0.256	-	-									0.034
3.600	0.000	0.000	0.000		0.001	-	-	0.000	0.000	0.000		0.018	-	-									0.410	-	-	0.000	0.000	0.000		0.423	-	-									0.036
3.800	0.000	0.000	0.000		0.001	-	-	0.000	0.000	0.000		0.005	-	-									0.610	-	-	0.000	0.000	0.000		0.612	-	-									0.038
4.000	0.000	0.000	0.000		0.001	-	-	0.000	0.000	0.000		0.001	-	-									0.810	-	-	0.000	0.000	0.000		0.810	-	-									0.040
4.400	0.000	0.000	0.000		0.001	-	-	0.000	0.000	0.000		0.001	-	-									1.21	-	-	0.000	0.000	0.000		1.21	-	-									0.044
Totals:						0	7						0	0									0	0							0	0							0	300	
Number of Trades:							0						0	0										0.00								0								0	

OPAP (CR)

(Contract Size: 100 Securities, Exercise Style: American, Physical Delivery)

Exercise Price	Call Options													Put Options																		
	January 2022					February 2022					Other Months			January 2022					February 2022					Other Months								
	Open price	Price max	Price min	Last price	Closing price	Volume	Open Interest	Open price	Price max	Price min	Last price	Closing price	Volume	Open Interest	Volume	Open Interest	Open price	Price max	Price min	Last price	Closing price	Volume	Open Interest	Open price	Price max	Price min	Last price	Closing price	Volume	Open Interest	Volume	Open Interest
8.400						-	-						-	-								-	-									0.084
8.800	0.000	0.000	0.000		4.57	-	-	0.000	0.000	0.000		4.59	-	-		0.000	0.000	0.000		0.001	-	-		0.000	0.000	0.000		0.001	-	-		0.088
9.200	0.000	0.000	0.000		4.17	-	-	0.000	0.000	0.000		4.19	-	-		0.000	0.000	0.000		0.001	-	-		0.000	0.000	0.000		0.001	-	-		0.092
9.600	0.000	0.000	0.000		3.77	-	-	0.000	0.000	0.000		3.79	-	-		0.000	0.000	0.000		0.001	-	-		0.000	0.000	0.000		0.001	-	-		0.096
10.000	0.000	0.000	0.000		3.37	-	-	0.000	0.000	0.000		3.39	-	-		0.000	0.000	0.000		0.001	-	-		0.000	0.000	0.000		0.001	-	-		0.100
11.000	0.000	0.000	0.000		2.37	-	-	0.000	0.000	0.000		2.39	-	-		0.000	0.000	0.000		0.001	-	5		0.000	0.000	0.000		0.002	-	-		0.110
12.000	0.000	0.000	0.000		1.37	-	5	0.000	0.000	0.000		1.43	-	5		0.000	0.000	0.000		0.001	-	40		0.000	0.000	0.000		0.036	-	-		0.120
13.000	0.000	0.000	0.000		0.413	-	20	0.000	0.000	0.000		0.640	-	16		0.000	0.000	0.000		0.040	-	-		0.000	0.000	0.000		0.248	-	-		0.130
14.000	0.000	0.000	0.000		0.013	-	-	0.000	0.000	0.000		0.191	-	200		0.000	0.000	0.000		0.641	-	-		0.000	0.000	0.000		0.800	-	-		0.140
15.000	0.000	0.000	0.000		0.006	-	-	0.000	0.000	0.000		0.037	-	-		0.000	0.000	0.000		1.63	-	-		0.000	0.000	0.000		1.65	-	-		0.150
16.000	0.000	0.000	0.000		0.001	-	-	0.000	0.000	0.000		0.004	-	-		0.000	0.000	0.000		2.63	-	-		0.000	0.000	0.000		2.63	-	-		0.160
17.000	0.000	0.000	0.000		0.001	-	-	0.000	0.000	0.000		0.003	-	-		0.000	0.000	0.000		3.63	-	-		0.000	0.000	0.000		3.63	-	-		0.170
18.000	0.000	0.000	0.000		0.001	-	-	0.000	0.000	0.000		0.001	-	-		0.000	0.000	0.000		4.63	-	-		0.000	0.000	0.000		4.63	-	-		0.180
19.000	0.000	0.000	0.000		0.001	-	-						-	-		0.000	0.000	0.000		5.63	-	-							-	-		0.190
Totals:						0	25						0	221	0	0						0	45					0	11	0	0	
Number of Trades:						0							0		0							0.00						0		0		

OTE (CR)

(Contract Size: 100 Securities, Exercise Style: American, Physical Delivery)

Exercise Price	Call Options														Put Options														Exercise Price											
	January 2022							February 2022							Other Months		January 2022							February 2022							Other Months									
	Open price	Price max	Price min	Last price	Closing price	Volume	Open Interest	Open price	Price max	Price min	Last price	Closing price	Volume	Open Interest	Volume	Open Interest	Open price	Price max	Price min	Last price	Closing price	Volume	Open Interest	Open price	Price max	Price min	Last price	Closing price		Volume	Open Interest	Volume	Open Interest							
9.200						-	-							-	-							-	-							-	-							-	-	0.092
9.600						-	-							-	-							-	-							-	-							-	-	0.096
10.000	0.000	0.000	0.000		7.17	-	-	0.000	0.000	0.000		7.19	-	-							0.001	-	-	0.000	0.000	0.000		0.001	-	-							-	-	0.100	
11.000	0.000	0.000	0.000		6.17	-	-	0.000	0.000	0.000		6.19	-	-							0.001	-	-	0.000	0.000	0.000		0.001	-	-							-	-	0.110	
12.000	0.000	0.000	0.000		5.17	-	-	0.000	0.000	0.000		5.19	-	-							0.001	-	-	0.000	0.000	0.000		0.001	-	-							-	-	0.120	
13.000	0.000	0.000	0.000		4.17	-	-	0.000	0.000	0.000		4.19	-	-							0.001	-	-	0.000	0.000	0.000		0.001	-	-							-	-	0.130	
14.000	0.000	0.000	0.000		3.17	-	-	0.000	0.000	0.000		3.20	-	-							0.002	-	-	0.000	0.000	0.000		0.001	-	-							-	-	0.140	
15.000	0.000	0.000	0.000		2.17	-	-	0.000	0.000	0.000		2.21	-	-							0.001	-	5	0.000	0.000	0.000		0.013	-	-							-	-	0.150	
16.000	0.000	0.000	0.000		1.18	-	-	0.000	0.000	0.000		1.30	-	5							0.002	-	5	0.000	0.000	0.000		0.102	-	-							-	-	0.160	
17.000	0.000	0.000	0.000		0.309	-	5	0.000	0.000	0.000		0.604	-	21							0.135	-	10	0.000	0.000	0.000		0.405	-	-							-	-	0.170	
18.000	0.000	0.000	0.000		0.015	-	5	0.000	0.000	0.000		0.208	-	10							0.843	-	-	0.000	0.000	0.000		1.01	-	-							-	-	0.180	
19.000	0.000	0.000	0.000		0.001	-	-	0.000	0.000	0.000		0.050	-	-							1.83	-	-	0.000	0.000	0.000		1.86	-	-							-	-	0.190	
20.000	0.000	0.000	0.000		0.001	-	-	0.000	0.000	0.000		0.009	-	-							2.83	-	-	0.000	0.000	0.000		2.83	-	-							-	-	0.200	
22.000	0.000	0.000	0.000		0.001	-	-	0.000	0.000	0.000		0.001	-	-							4.83	-	-	0.000	0.000	0.000		4.83	-	-							-	-	0.220	
24.000	0.000	0.000	0.000		0.001	-	-	0.000	0.000	0.000		0.001	-	-							6.83	-	-	0.000	0.000	0.000		6.83	-	-							-	-	0.240	
Totals:						0	10						0	36	0	0							0	20							0	10	0	0						
Number of Trades:						0							0		0	0							0.00								0		0	0						

PIRAEUS FINANCIAL HOLD (CR)

(Contract Size: 100 Securities, Exercise Style: American, Physical Delivery)

Call Options																Put Options																
January 2022								February 2022								Other Months		January 2022					February 2022					Other Months		Exercise Price		
Open price	Price max	Price min	Last price	Closing price	Volume	Open Interest	Open price	Price max	Price min	Last price	Closing price	Volume	Open Interest	Volume	Open Interest	Open price	Price max	Price min	Last price	Closing price	Volume	Open Interest	Open price	Price max	Price min	Last price	Closing price	Volume	Open Interest		Volume	Open Interest
0.150					-	-						-	-									-	-									0.002
0.200					-	-						-	-									-	-									0.002
0.250					-	-						-	-									-	-									0.003
0.300					-	-						-	-									-	-									0.003
0.350					-	-						-	-									-	-									0.004
0.400					-	-						-	-									-	-									0.004
0.450					-	-						-	-									-	-									0.005
0.500					-	-						-	-									-	-									0.005
0.550					-	-						-	-									-	-									0.006
0.600					-	-						-	-									-	-									0.006
0.650					-	-						-	-									-	-									0.007
0.700					-	-						-	-									-	-									0.007
0.750					-	-						-	-									-	-									0.008
0.800					-	-						-	-									-	-									0.008
0.900	0.000	0.000	0.000	0.540	-	-	0.000	0.000	0.000	0.542	-	-				0.000	0.000	0.000	0.001	-	-	0.000	0.000	0.000	0.001	-	-					0.009
0.950	0.000	0.000	0.000	0.490	-	-	0.000	0.000	0.000	0.492	-	-				0.000	0.000	0.000	0.001	-	-	0.000	0.000	0.000	0.001	-	-					0.010
1.000	0.000	0.000	0.000	0.440	-	-	0.000	0.000	0.000	0.442	-	-				0.000	0.000	0.000	0.001	-	-	0.000	0.000	0.000	0.001	-	-					0.010
1.100	0.000	0.000	0.000	0.340	-	-	0.000	0.000	0.000	0.343	-	-				0.000	0.000	0.000	0.001	-	-	0.000	0.000	0.000	0.001	-	-					0.011
1.200	0.000	0.000	0.000	0.241	-	-	0.000	0.000	0.000	0.247	-	-				0.000	0.000	0.000	0.004	-	-	0.000	0.000	0.000	0.004	-	-					0.012
1.300	0.000	0.000	0.000	0.145	-	-	0.000	0.000	0.000	0.160	-	5				0.000	0.000	0.000	0.005	-	-	0.000	0.000	0.000	0.018	-	-					0.013
1.400	0.000	0.000	0.000	0.067	-	-	0.000	0.000	0.000	0.092	-	-				0.000	0.000	0.000	0.027	-	-	0.000	0.000	0.000	0.050	-	-					0.014
1.500	0.000	0.000	0.000	0.022	-	-	0.000	0.000	0.000	0.046	-	-				0.000	0.000	0.000	0.081	-	-	0.000	0.000	0.000	0.104	-	-					0.015
1.600	0.000	0.000	0.000	0.005	-	-	0.000	0.000	0.000	0.020	-	-				0.000	0.000	0.000	0.165	-	-	0.000	0.000	0.000	0.178	-	-					0.016
1.700	0.000	0.000	0.000	0.001	-	-	0.000	0.000	0.000	0.008	-	-				0.000	0.000	0.000	0.261	-	-	0.000	0.000	0.000	0.266	-	-					0.017
1.800	0.000	0.000	0.000	0.001	-	-	0.000	0.000	0.000	0.003	-	-				0.000	0.000	0.000	0.360	-	-	0.000	0.000	0.000	0.361	-	-					0.018
1.900	0.000	0.000	0.000	0.001	-	-	0.000	0.000	0.000	0.001	-	-				0.000	0.000	0.000	0.460	-	-	0.000	0.000	0.000	0.460	-	-					0.019
2.000	0.000	0.000	0.000	0.007	-	-	0.000	0.000	0.000	0.001	-	-				0.000	0.000	0.000	0.560	-	-	0.000	0.000	0.000	0.560	-	-					0.020
2.200					-	-					-	-									-	-										0.022
2.400					-	-					-	-									-	-										0.024
2.600					-	-					-	-									-	-										0.026
2.800					-	-					-	-									-	-										0.028
3.000					-	-					-	-									-	-										0.030
3.200					-	-					-	-									-	-										0.032
3.400					-	-					-	-									-	-										0.034
3.600					-	-					-	-									-	-										0.036
3.800					-	-					-	-									-	-										0.038

PIRAEUS FINANCIAL HOLD (CR)

(Contract Size: 100 Securities, Exercise Style: American, Physical Delivery)

Call Options																Put Options																		
January 2022								February 2022								Other Months		January 2022					February 2022					Other Months		Exercise Price				
Exercise Price	Open price	Price max	Price min	Last price	Closing price	Volume	Open Interest	Open price	Price max	Price min	Last price	Closing price	Volume	Open Interest	Volume	Open Interest	Open price	Price max	Price min	Last price	Closing price	Volume	Open Interest	Open price	Price max	Price min	Last price	Closing price	Volume		Open Interest	Volume	Open Interest	
4.000						-	-																											0.040
4.400						-	-																											0.044
4.800						-	-																											0.048
5.200						-	-																											0.052
5.600						-	-																											0.056
6.000						-	-																											0.060
6.400						-	-																											0.064
6.800						-	-																											0.068
Totals:						0	0						0	5	0	0						0	0						0	0	0	0		
Number of Trades:						0							0		0		0.00						0						0					

PPC (CR)

(Contract Size: 100 Securities, Exercise Style: American, Physical Delivery)

Call Options														Put Options																											
Exercise Price	January 2022							February 2022							Other Months		January 2022							February 2022							Other Months		Exercise Price								
	Open price	Price max	Price min	Last price	Closing price	Volume	Open Interest	Open price	Price max	Price min	Last price	Closing price	Volume	Open Interest	Volume	Open Interest	Open price	Price max	Price min	Last price	Closing price	Volume	Open Interest	Open price	Price max	Price min	Last price	Closing price	Volume	Open Interest	Volume	Open Interest									
6.000						-	-						-	-									-	-							-	-									0.060
6.400						-	-						-	-									-	-							-	-									0.064
6.800	0.000	0.000	0.000		2.29	-	-	0.000	0.000	0.000		2.30	-	-						0.001	-	-					0.002	-	-							0.068					
7.200	0.000	0.000	0.000		1.89	-	-	0.000	0.000	0.000		1.91	-	-						0.001	-	-					0.010	-	-						0.072						
7.600	0.000	0.000	0.000		1.49	-	-	0.000	0.000	0.000		1.53	-	-						0.002	-	-					0.030	-	-						0.076						
8.000	0.000	0.000	0.000		1.09	-	-	0.000	0.000	0.000		1.18	-	-						0.005	-	-					0.077	-	-						0.080						
8.400	0.000	0.000	0.000		0.700	-	-	0.000	0.000	0.000		0.867	-	-						0.008	-	-					0.162	-	-						0.084						
8.800	0.000	0.000	0.000		0.354	-	5	0.000	0.000	0.000		0.602	-	-						0.062	-	23					0.297	-	-						0.088						
9.200	0.080	0.080	0.080	0.080	0.080	20	275	0.358	0.358	0.358	0.358	0.358	5	20						0.232	-	56					0.494	-	-						0.092						
9.600	0.000	0.000	0.000		0.027	-	10	0.000	0.000	0.000		0.250	-	50						0.536	-	-					0.745	-	-						0.096						
10.000	0.000	0.000	0.000		0.004	-	17	0.000	0.000	0.000		0.147	-	-						0.912	-	-					1.04	-	-						0.100						
11.000	0.000	0.000	0.000		0.001	-	51	0.000	0.000	0.000		0.032	-	-						1.91	-	-					1.93	-	-						0.110						
12.000	0.000	0.000	0.000		0.001	-	-	0.000	0.000	0.000		0.005	-	-						2.91	-	-					2.91	-	-						0.120						
13.000	0.000	0.000	0.000		0.001	-	-	0.000	0.000	0.000		0.001	-	-						3.91	-	-					3.91	-	-						0.130						
14.000	0.000	0.000	0.000		0.002	-	-	0.000	0.000	0.000		0.001	-	-						4.91	-	-					4.91	-	-						0.140						
15.000	0.000	0.000	0.000		0.001	-	-	0.000	0.000	0.000		0.001	-	-						5.91	-	-					5.91	-	-						0.150						
16.000	0.000	0.000	0.000		0.001	-	-						-	-						6.91	-	-						-	-						0.160						
Totals:						20	358					5	70	0	0						20	79					0	21	0	0											
Number of Trades:						1						1		0							0.00						0		0												

Lending Products	Underlying Title	Multilateral Transactions[1]					Bilateral Transactions[2]		Stock Borrowing through OTC (volume)[3]
		Open Interest[5]	Volume(Offered)	Average Weighted	Transactions volume	Average Weighted	Transactions Volume	Average Weighted	Transactions Volume
ADMIEBOR	ADMIE (IPTO) HOLDING S.A. (CR)	---	---	---	---	---	---	1,972,815	
AEGNBOR	AEGEAN AIRLINES (CR)	2,754	---	---	---	---	---	21,619	
ALPHABOR	ALPHA SERVICES HOLD (CR)	227,000	---	---	---	---	---	61,155,427	
ALMYBOR	ALUMIL (CR)	---	---	---	---	---	---	---	
EEEBOR	CC HBC AG (CR)	10,559	---	---	---	---	---	70,546	
CENERBOR	CENERGY HOLDINGS (CB)	---	---	---	---	---	---	---	
ELLAKTORBOR	ELLAKTOR (CR)	6,000	---	---	---	---	---	9,870	
EUROBBOR	EUROBANK HOLDINGS (CR)	20,000	---	---	---	---	---	46,127,607	
EYDAPBOR	EYDAP S.A. (CR)	2,213	---	---	---	---	---	652,117	
FFGRPBOR	FOLLI FOLLIE (CR)	---	---	---	---	---	---	900,530	
FOYRKBOR	FOURLIS (CR)	---	---	---	---	---	---	22,250	
GEKTERNABOR	GEK TERNA (CR)	---	---	---	---	---	---	4,293	
SARBOR	GR. SARANTIS S.A. (CR)	---	---	---	---	---	---	6,400	
EXAEBOR	HELLENIC EXCHANGES-A.S.E. (CR)	3,000	---	---	---	---	---	155,601	
ELPEBOR	HELLENIC PETROLEUM (CR)	---	---	---	---	---	---	62,955	
INTRKBOR	INTRACOM HOLDINGS (CR)	---	---	---	---	---	---	---	
BELABOR	JUMBO SA (CR)	---	---	---	---	---	---	275,784	
LAMDABOR	LAMDA DEVELOPMENT SA (CR)	2,500	---	---	---	---	---	1,282	
MIGBOR	MARFIN INVESTMENT GROUP (CR)	---	---	---	---	---	---	794,474	
MOHBOR	MOTOR OIL (CR)	10,700	---	---	---	---	---	484,274	
MYTILBOR	MYTILINEOS (CR)	25,000	---	---	14,226	3.35%	---	512,923	
ETEBOR	NATIONAL BANK (CR)	19,088	---	---	---	---	---	7,476,957	
OPAPBOR	OPAP (CR)	17,500	---	---	---	---	---	1,333,004	
HTOBOR	OTE (CR)	46,923	---	---	---	---	---	2,532,373	
PPABOR	P.P.A. S.A. (CR)	964	---	---	---	---	---	66,287	
TPEIRBOR	PIRAEUS FINANCIAL HOLD (CR)	5,000	---	---	---	---	---	6,603,600	
PLAISBOR	PLAISIO COMPUTERS SA (CR)	---	---	---	---	---	---	100	
PPCBOR	PPC (CR)	2,000	---	---	---	---	---	2,333,107	
QUALBOR	QUALITY & RELIABILITY SA (CR)	---	---	---	---	---	---	---	
QUESTBOR	QUEST HOLDINGS (CR)	---	---	---	---	---	---	10,846	
TENERGYBOR	TERNA ENERGY (CR)	20,801	---	---	---	---	---	17,892	

Stock Lending Notes

[1] - Multilateral contracts Lending or Borrowing as per Methods 8-1, 8-2 and 8-3-3 (According to ATHEX BoD Resolution No.17)

[2] - Bilateral Contracts Lending or Borrowing as per Methods 8-3-1 and 8-3-2 (According to ATHEX BoD Resolution No.20)

[3] - The information concerning OTC Stock Borrowing Transactions is based on the statements of the Dematerialised Securities System (DSS) operators involved and refers to volumes that have been registered up until the previous working day.

[4] - Average Price (Volume weighted)

[5] - The Data concerning Open Interest before the start of trading session

Lending Products	Underlying Title	Open Interest[5]	Multilateral Transactions[1]				Bilateral Transactions[2]		Stock Borrowing through OTC (volume)[3]	
			Volume(Offered)	Average Weighted	Transactions volume	Average Weighted	Transactions Volume	Average Weighted	Transactions Volume	
TITCBOR	TITAN CEMENT (CB)	2,549	---	---	---	---	---	---	220,679	
VIOBOR	VIOHALCO SA/IV (CB)	447	---	---	---	---	---	---	---	

Stock Lending Notes

[1] - Multilateral contracts Lending or Borrowing as per Methods 8-1, 8-2 and 8-3-3 (According to ATHEX BoD Resolution No.17)

[2] - Bilateral Contracts Lending or Borrowing as per Methods 8-3-1 and 8-3-2 (According to ATHEX BoD Resolution No.20)

[3] - The information concerning OTC Stock Borrowing Transactions is based on the statements of the Dematerialised Securities System (DSS) operators involved and refers to volumes that have been registered up until the previous working day.

[4] - Average Price (Volume weighted)

[5] - The Data concerning Open Interest before the start of trading session

Sectors codification for listed companies

12003-	ETF	10101010	Computer Services
10101015	Software	10102030	Computer Hardware
15101010	Telecommunications Equipment	15102015	Telecommunications Services
20101010	Health Care Facilities	20101025	Health Care Services
20102010	Medical Equipment	20103015	Pharmaceuticals
30101010	Banks	30202000	Diversified Financial Services
30202010	Asset Managers & Custodians	30202015	Investment Services
30302010	Full Line Insurance	30302015	Insurance Brokers
30302025	Property and Casualty Insurance	35101010	Real Estate Holding and Development
35101015	Real Estate Services	35102000	Diversified REITs
35102030	Office REITs	40201040	Rental & Leasing Services: Consumer
40202010	Home Construction	40202015	Household Furnishings
40202020	Household Appliance	40203040	Electronic Entertainment
40203045	Toys	40204020	Clothing & Accessories
40301010	Entertainment	40301030	Publishing
40301035	Radio & TV Broadcasters	40401010	Diversified Retailers
40401020	Apparel Retailers	40401025	Home Improvement Retailers
40401030	Specialty Retailers	40501010	Airlines
40501015	Travel & Tourism	40501020	Casinos & Gambling
40501025	Hotels & Motels	45101015	Distillers & Vintners
45101020	Soft Drinks	45102010	Farming Fishing Ranching & Plantations
45102020	Food Products	45103010	Tobacco
45201010	Food Retailers & Wholesalers	45201020	Personal Products
50101010	Construction	50101030	Cement
50101035	Building Materials: Other	50202010	Electrical Components
50203000	Diversified Industrials	50203015	Plastics
50203030	Containers & Packaging	50204000	Machinery: Industrial
50204020	Machinery: Construction & Handling	50205010	Industrial Suppliers
50205020	Back Office Support HR & Consulting	50205030	Forms & Bulk Printing Services
50206015	Commercial Vehicles & Parts	50206030	Marine Transportation
50206060	Transportation Services	55101000	Diversified Materials
55101020	Textile Products	55102000	General Mining
55102010	Iron & Steel	55102015	Metal Fabricating
55102035	Aluminum	60101000	Integrated Oil & Gas
60101020	Oil Refining and Marketing	65101010	Alternative Electricity
65101015	Conventional Electricity	65102030	Water



ATHEX
Athens Stock Exchange

Λεωφ. Αθηνών 110 104 42 Αθήνα
110, Athinon Ave. GR 104 42 Athens
tel. (+30)210-33.66.800, fax (+30)210-33.66.101
www.athexgroup.gr