

22

Ημερήσιο Δελτίο
Συναλλακτικής Δραστηριότητας

Daily Official List
of Trading Activity

Tuesday, 11 January, 2022
Year: 143 Trading Day No: 6



ATHEXGROUP
Athens Exchange Group

Disclaimer:

Hellenic Exchanges-Athens Stock Exchange S.A endeavours to ensure that the data and other material ("Information") presented on the Daily Official List are accurate and complete, but it is not liable for any errors or omissions of data or /and for the accuracy, credibility, updating and completeness of the aforesaid information nor it has any liability arising directly or indirectly from the use of the above Information.

The Company is not liable for the accuracy of the data included in listed companies' announcements. Only the sender of such an announcement is fully and solely liable for any infringement of third party's rights from the content of such announcement. All contents of the Daily Official List are provided only for information purposes and do not constitute investment advice or solicitation to invest in securities or other products listed for trading on the Exchange.

You acknowledge and agree that the Company is the owner of any property rights related to any Information appearing on the Daily Official List including intellectual property rights copyright, trademarks, etc.

The above data are a property of the Hellenic Exchanges-Athens Exchange and are copyright protected. Users are forbidden to reproduce, modify, copy, sale, transmit or redistribute, by all reproduction means and methods, part or the whole of the above data, without reference to their source.

The commercial exploitation of these data is, also, forbidden by third parties. Hellenic Exchanges-Athens Exchange does not carry any responsibility, direct or indirect, derived from usage or accidental alteration of the above data when used by third parties.

Hellenic Exchanges – Athens Stock Exchange S.A.

110 Athinon Ave., 10442 Athens, Tel: (210) 33.66.800, Fax: (210) 32.13.938

www.athexgroup.gr

Thessalonica Stock Exchange Center (T.S.E.C)

16-18 Katouni Str., Thessalonica 546 25 Tel: (2310) 567.667, Fax: (2310) 530.545

Athex Members Guarantee Fund

14-16 Fidiou Str., Athens 106 78, Tel: (210) 33.04.682, Fax: (210) 33.04.155

Hellenic Republic Capital Market Commission

1 Kolokotroni Str. & 1 Stadiou Str., Athens 10562 Tel: (210) 33.77.100 Fax: (210) 33.77.173

Table of Contents

Section 1: Statistical Figures of Securities, Derivatives and Lending

Summary of Markets

Athex Indices

Analytic Figures for Athex Market's Boards and Categories

Trading Details by Athex Sectors and Financial Instruments (ETFs)

Top 10 best & worst performing Shares

Derivatives Summary

Section 2: Analytic Figures of Shares Transactions

Analytic Figures of Shares Transactions

Shares' Notes

Section 3: Figures of Securities Transactions

Securities Blocks Details

Shares Rights Details

Stock Borrowing

Forced Sales Details

Forced Sales Registered Shares

Exchange Traded Funds (ETFs) Characteristics

Section 5: Bonds traded in Fixed Income Assets Market

Convertible Corporate Bonds - Regulated Market

Non Convertible Corporate Bonds - Regulated Market

Government Bonds

Treasury Bills & Zero Coupon Government Bonds

Government Bonds Traded with the Open Outcry Method

State Banks Bonds

Section 6: Additional Infos

Athex & ATHEXClear Members List

List of Stocks under Market Making operations

Section 7: Derivatives Market Analytic Figures

Index Futures

Stock Futures

Index Options

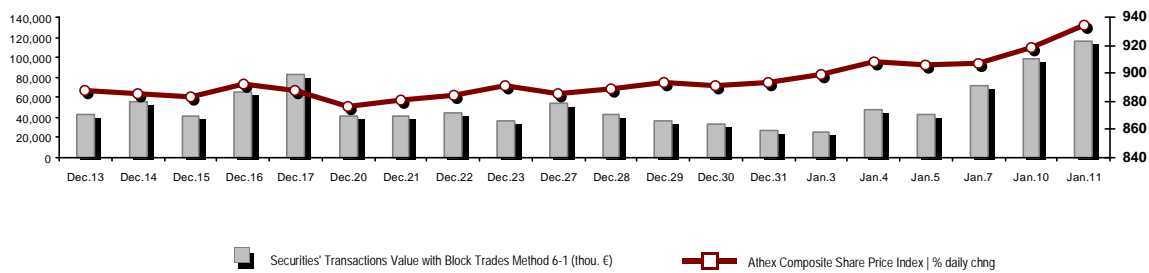
Stock Options

Stock Lending Analytic Figures

Appendix A: Sectors codification for listed companies

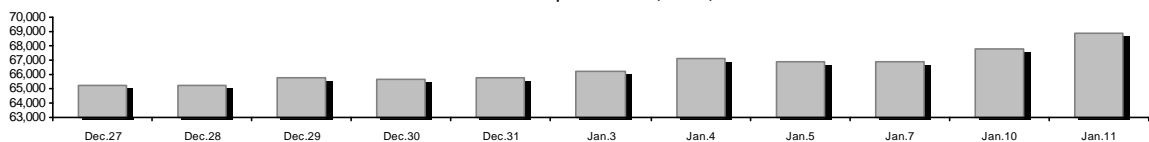
Summary of Markets

Athex Composite Share Price Index vs Shares and Derivatives Transactions Value

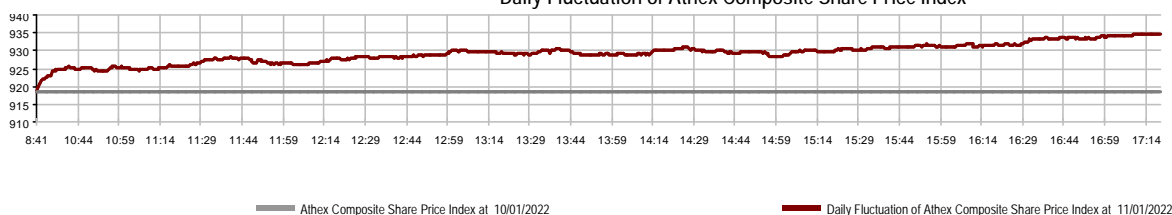


Athex Capitalisation (mill. €) **:	68,873.39		Derivatives Total Open Interest	322,818
Daily change: mill. € %	1,104.18	1.63%	in Index Futures % daily chng	2,668 1.64%
Yearly Avg Capitalisation: mill. € % chng prev year Avg	67,303.85	10.54%	in Stock Futures % daily chng	318,416 0.23%
Athex Composite Share Price Index % daily chng	934.61	1.76%	in Index Options % daily chng	752 -3.71%
Athex Composite Share Price Index Capitalisation (mill. €)	62,881.13		in Stock Options % daily chng	982 16.35%
Daily change (mill. €)	1,084.22			
Securities' Transactions Value with Block Trades Method 6-1 (t)	115,703.11		Derivatives Contracts Volume:	36,870
Daily change: %	16,473.43	16.60%	Daily change: pieces %	-6,970 -15.90%
YtD Avg Trans. Value: thou. € % chng prev year Avg	67,089.81	-3.95%	YtD Avg Derivatives Contracts % chng prev year Avg	20,435 -57.13%
Blocks Transactions Value of Method 6-1 (thou. €)	11,554.84		Derivatives Trades Number:	2,211
Blocks Transactions Value of Method 6-2 & 6-3 (thou. €)	0.00		Daily change: number %	45 2.08%
Bonds Transactions Value (thou.€)	2,190.72		YtD Avg Trades number % chng prev year Avg	1,344 -36.48%
Securities' Transactions Volume with Block Trades Method 6-1 (tho)	53,201.39		Lending Total Open Interest	184,267
Daily change: thou. pieces %	1,523.54	2.95%	Daily change: pieces %	0 0.00%
YtD Avg Volume: % chng prev year Avg	31,553.87	-7.73%	Lending Volume (Multilateral/Bilateral)	42,059
Blocks Transactions Volume of Method 6-1 (thou. Pieces)	3,724.23		Daily change: pieces %	7,059
Blocks Transactions Volume of Method 6-2 & 6-3 (thou. Pieces)	0.00		Multilateral Lending	2,059
Bonds Transactions Volume	2,197,000		Bilateral Lending	40,000
Securities' Trades Number with Block Trades Method 6-1	43,419		Lending Trades Number:	10
Daily change: number %	4,124	10.49%	Daily change: %	8
YtD Avg Trades number % chng prev year Avg	28,291	-5.48%	Multilateral Lending Trades Number	9
Number of Blocks Method 6-1	19		Bilateral Lending Trades Number	1
Number of Blocks Method 6-2 & 6-3	0			
Number of Bonds Transactions	101			

Athex Capitalisation (mill. €) **



Daily Fluctuation of Athex Composite Share Price Index



Athex Indices

Index name	11/01/2022	10/01/2022	pts.	%	Min	Max	Year min	Year max	Year change
Athex Composite Share Price Index	934.61 #	918.41	16.20	1.76%	918.41	934.82	893.34	934.82	4.62% #
Athex ESG Index	1,067.98 #	1,046.29	21.69	2.07%	1,046.29	1,068.26	1,013.43	1,068.26	5.38% #
FTSE/Athex Large Cap	2,261.34 #	2,214.90	46.44	2.10%	2,214.90	2,261.80	2,148.86	2,261.80	5.23% #
FTSE/Athex Mid Cap Index	1,535.66 #	1,517.45	18.21	1.20%	1,515.90	1,535.91	1,491.91	1,535.91	2.93% #
FTSE/ATHEX-CSE Banking Index	483.35 #	468.75	14.60	3.11%	468.75	483.35	434.75	483.35	11.08% #
FTSE/ATHEX High Dividend Yield Index	3,206.22 #	3,165.10	41.12	1.30%	3,163.59	3,210.38	3,104.04	3,210.38	3.29% #
FTSE/ATHEX Global Traders Index Plus	2,451.61 #	2,420.94	30.67	1.27%	2,418.73	2,452.61	2,373.38	2,452.61	3.30% #
FTSE/ATHEX Mid & Small Cap Factor-Weighted Ind	4,811.20 €	4,815.16	-3.96	-0.08%	4,785.86	4,826.79	4,668.47	4,826.79	3.06% #
ATHEX Select Index Plus	3,447.20 #	3,422.36	24.84	0.73%	3,412.08	3,451.79	3,377.29	3,451.79	1.83% #
ATHEX Select Index	4,840.41 #	4,787.77	52.64	1.10%	4,783.97	4,842.53	4,587.24	4,842.53	5.52% #
FTSE/Athex Market Index	563.41 #	553.06	10.35	1.87%	553.06	563.59	536.12	563.59	5.09% #
Athex Composite Index Total Return Index	1,603.91 #	1,576.11	27.80	1.76%	1,576.11	1,604.27	1,533.09	1,604.27	4.62% #
FTSE/Athex Large Cap Total Return	3,517.15 #	3,444.92	72.23	2.10%			3,360.91	3,517.15	5.23% #
FTSE/Athex Mid Cap Total Return	1,973.57 #	1,950.17	23.40	1.20%			1,934.80	1,973.57	2.93% #
FTSE/ATHEX-CSE Banking Total Return Index	416.16 #	403.59	12.57	3.11%			375.85	416.16	11.08% #
Hellenic Mid & Small Cap Index	1,402.87 #	1,386.94	15.93	1.15%	1,385.37	1,403.08	1,372.98	1,403.08	2.18% #
FTSE/Athex Banks	638.62 #	619.34	19.28	3.11%	619.34	638.62	574.41	638.62	11.08% #
FTSE/Athex Insurance	2,336.61 #	2,201.50	135.11	6.14%	2,201.50	2,416.09	1,994.86	2,416.09	17.13% #
FTSE/Athex Financial Services	782.22 #	758.67	23.55	3.10%	755.94	782.22	746.62	782.22	4.43% #
FTSE/Athex Industrial Goods & Services	3,758.72 #	3,738.96	19.76	0.53%	3,724.90	3,758.72	3,690.56	3,774.10	0.72% #
FTSE/Athex Retail	52.32 €	52.37	-0.05	-0.10%	52.00	52.72	49.22	52.86	6.30% #
FTSE/ATHEX Real Estate	5,087.03 #	4,971.89	115.14	2.32%	4,951.00	5,095.46	4,812.09	5,095.46	5.71% #
FTSE/Athex Consumer Goods & Services	7,785.11 #	7,534.87	250.24	3.32%	7,534.87	7,788.23	7,260.09	7,788.23	7.23% #
FTSE/Athex Food & Beverage	11,949.65 #	11,890.51	59.14	0.50%	11,875.53	11,979.98	11,264.19	11,979.98	5.45% #
FTSE/Athex Basic Resources	7,580.54 #	7,514.13	66.41	0.88%	7,503.80	7,589.57	7,360.04	7,615.70	2.47% #
FTSE/Athex Construction & Materials	3,104.62 #	3,079.68	24.94	0.81%	3,075.95	3,106.16	2,978.90	3,106.16	4.22% #
FTSE/Athex Energy	3,598.04 #	3,520.05	77.99	2.22%	3,496.68	3,598.13	3,443.49	3,598.13	4.49% #
FTSE/Athex Travel & Leisure	2,042.92 #	1,987.28	55.64	2.80%	1,987.28	2,045.94	1,963.12	2,045.94	4.06% #
FTSE/Athex Technology	2,216.44 #	2,211.06	5.38	0.24%	2,206.81	2,230.10	2,146.88	2,249.03	3.24% #
FTSE/Athex Telecommunications	4,684.59 #	4,587.14	97.45	2.12%	4,587.14	4,758.29	4,545.62	4,758.29	3.06% #
FTSE/Athex Utilities	5,057.27 #	4,978.46	78.81	1.58%	4,978.46	5,063.47	4,978.46	5,183.10	-1.82% €
FTSE/Athex Health Care	563.80 €	564.94	-1.14	-0.20%	546.82	572.86	546.82	611.35	2.05% #
FTSE/Athex Personal Products	8,646.66 #	8,634.17	12.49	0.14%	8,614.47	8,736.58	8,017.54	8,802.23	-0.89% €
Athex All Share Index	240.96 #	237.20	3.76	1.59%	240.96	240.96	231.73	240.96	4.74% #
Hellenic Corporate Bond Index	127.85 #	127.81	0.04	0.03%			127.71	127.85	0.06% #
Hellenic Corporate Bond Price Index	95.36 #	95.35	0.01	0.01%			95.26	95.40	-0.02% €

Note 1: FTSE/Med 100, Hellenic Corporate Bond Price Index and Hellenic Corporate Bond Index closing prices refer to the previous trading day of 07/01/2022.

Note 2: The Hellenic Mid & Small Cap Index is a Customized index calculated by the Athens Exchange.

Analytic Figures for Athex Market's Boards and Categories

	Total Traded Securities	Main Market	Surveillance	Exchange Traded Funds (ETFs)
Totals	128	113	14	1
Gain / Lose / Same:	79 / 35 / 14	73 / 31 / 9	5 / 4 / 5	1 / 0 / 0
Athex Capitalisation (mill. €) **	68,873.39	68,568.39	304.99	
Daily Average Trans/ons Value(thou.€)	67,089.81	66,872.98	210.44	6.39
Transactions Value	115,703.11	115,361.74	327.97	13.39
Main Board:	104,148.28	103,806.91	327.97	13.39
Blocks Board 6_2_3:	11,554.84	11,554.84	0.00	0.00
Forced Sales Board:	0.00	0.00	0.00	0.00
Special Terms Board:	0.00	0.00	0.00	0.00
Daily Average Transactions Volume	31,553,873	30,991,194	562,393	287
Transactions Volume	53,201,394	52,131,734	1,069,066	594
Main Board:	49,477,160	48,407,500	1,069,066	594
Blocks Board 6_2_3:	3,724,234	3,724,234	0	0
Forced Sales Board:	0	0	0	0
Special Terms Board:	0	0	0	0
Daily Average Number of Trades	28,291	28,048	242	2
Number of Trades	43,419	43,052	364	3
Main Board:	43,400	43,033	364	3
Blocks Board 6_2_3:	19	19	0	0
Forced Sales Board:	0	0	0	0
Special Terms Board:	0	0	0	0

Trading Details by Athex Sectors and Financial Instruments (ETFs)

Code	Sectors	Gain / Lose / Same	Number of Trades	Transactions Volume	Transactions Value	% of Total Trans. Value
3010	- Banks	5 / 1 / 0	17,544	40,282,038	55,552,602.11	48.01%
5510	- Basic Resources	7 / 7 / 2	1,028	463,915	1,209,338.76	1.05%
5010	- Construction & Materials	8 / 2 / 3	2,319	1,335,871	2,797,634.64	2.42%
4020	- Consumer Products & Services	8 / 0 / 0	2,569	756,973	5,579,150.86	4.82%
6010	- Energy	3 / 1 / 0	1,294	224,109	2,305,935.40	1.99%
12000	- Financial Instruments	1 / 0 / 0	3	594	13,394.70	0.01%
3020	- Financial Services	3 / 1 / 0	966	3,507,904	497,553.35	0.43%
4510	- Food Beverage & Tobacco	3 / 2 / 4	210	45,744	534,495.03	0.46%
2010	- Health Care	2 / 1 / 0	144	38,093	58,703.59	0.05%
5020	- Industrial Goods & Service	11 / 5 / 1	3,004	1,353,909	5,751,540.99	4.97%
3030	- Insurance	2 / 0 / 0	296	62,327	341,632.94	0.30%
4030	- Media	2 / 0 / 1	31	17,946	7,504.54	0.01%
4520	- Personal Care, Drug & Grocery Stores	1 / 1 / 1	253	63,590	324,454.59	0.28%
3510	- Real Estate	6 / 2 / 0	1,037	385,143	1,556,551.42	1.35%
4040	- Retail	3 / 3 / 1	1,130	477,289	1,370,094.56	1.18%
1010	- Technology	6 / 4 / 1	1,284	650,216	1,370,713.30	1.18%
1510	- Telecommunications	2 / 0 / 0	3,478	891,948	15,013,329.56	12.98%
4050	- Travel & Leisure	4 / 2 / 0	2,882	1,635,404	14,141,294.42	12.22%
6510	- Utilities	2 / 3 / 0	3,947	1,008,381	7,277,187.11	6.29%

Top 10 best & worst performing Shares

Main Market

With positive Price change			With negative Price change		
	Closing price	change		Closing price	change
PAIRIS SA (CR)	1.07	7.00% #	QUALITY & RELIABILITY SA (CR)	0.49	-2.00% €
MARFIN INVESTMENT GROUP (CR)	0.033	6.80% #	INTERWOOD-XYLEMPORIA (CR)	0.238	-1.65% €
EUROPEAN RELIANCE INSUR. (CR)	5.88	6.14% #	INTRAKAT (CR)	2.32	-1.28% €
DROMEAS SA (CR)	0.404	5.21% #	EPSILON NET (CR)	5.08	-1.17% €
INTERLIFE G.C.I.(CR)	4.24	4.95% #	ELVALHALCOR (CR)	1.898	-1.04% €
ILYDA S.A. (CR)	1.585	4.62% #	BANK OF GREECE (CR)	17.42	-0.91% €
ALPHA SERVICES HOLD (CR)	1.206	4.24% #	ALUMIL (CR)	2.19	-0.91% €
JUMBO SA (CR)	13.64	3.65% #	EYDAP S.A. (CR)	7.73	-0.90% €
ELLAKTOR (CR)	1.383	3.52% #	THESSALONIKA WATER & SEWERAGE	4.6	-0.86% €
AVAX S.A. (CR)	1.062	3.31% #	LOULIS MILLS SA (CR)	2.48	-0.80% €

With the highest Transactions Value			With the highest Transactions Volume		
	Value (thou. €)	change		Volume	change
ALPHA SERVICES HOLD (CR)	24,909.75	4.24% #	ALPHA SERVICES HOLD (CR)	20,907,431	4.24% #
OTE (CR)	14,986.30	2.13% #	EUROBANK HOLDINGS (CR)	9,858,415	2.35% #
NATIONAL BANK (CR)	14,444.88	2.75% #	NATIONAL BANK (CR)	4,584,573	2.75% #
OPAP (CR)	13,388.78	2.94% #	PIRAEUS FINANCIAL HOLD (CR)	4,469,551	2.87% #
EUROBANK HOLDINGS (CR)	9,853.79	2.35% #	MARFIN INVESTMENT GROUP (CR)	3,407,750	6.80% #
PIRAEUS FINANCIAL HOLD (CR)	6,207.82	2.87% #	OPAP (CR)	1,047,993	2.94% #
JUMBO SA (CR)	5,352.81	3.65% #	OTE (CR)	889,243	2.13% #
PPC (CR)	4,810.29	2.75% #	ELLAKTOR (CR)	540,534	3.52% #
MYTILINEOS (CR)	4,050.58	0.40% #	PPC (CR)	531,597	2.75% #
MOTOR OIL (CR)	1,661.64	2.13% #	ATTICA BANK S.A. (CR)	458,637	1.84% #

Note: Stocks that are not included in the "Under Supervision" category, and the transactions value is more than 10,000 €.

Derivatives Summary

	Number of Trades	Volume	Open Interest
Index Futures	231	1,099	2,668
FTSE/Athex Banks	0	0	8
FTSE/Athex Large Cap	231	1,099	2,660
Stock Futures	1,964	35,580	318,416
ADMIE (IPTO) HOLDING S.A. (CR)	40	183	5,167
ALPHA SERVICES HOLD (CR)	538	20,310	104,835
CC HBC AG (CR)	6	23	109
CENERGY HOLDINGS (CB)	33	123	12,103
ELLAKTOR (CR)	43	438	10,832
EUROBANK HOLDINGS (CR)	113	3,205	25,962
EYDAP S.A. (CR)	0	0	467
FOURLIS (CR)	83	234	3,763
GEK TERNA (CR)	31	183	6,813
HELLENIC EXCHANGES-A.S.E. (CR)	17	54	937
HELLENIC PETROLEUM (CR)	26	48	1,963
INTRACOM HOLDINGS (CR)	56	271	6,642
JUMBO SA (CR)	113	226	2,000
LAMDA DEVELOPMENT SA (CR)	45	120	6,252
MARFIN INVESTMENT GROUP (CR)	8	600	26,291
MOTOR OIL (CR)	42	55	2,366
MYTILINEOS (CR)	60	141	5,677
NATIONAL BANK (CR)	268	4,975	25,708
OPAP (CR)	39	262	1,950
OTE (CR)	51	143	1,294
P.P.A. S.A. (CR)	4	4	579
PIRAEUS FINANCIAL HOLD (CR)	137	2,992	38,564
PPC (CR)	147	824	17,002
TERNA ENERGY (CR)	18	27	1,385
TITAN CEMENT (CB)	17	28	1,668
VIOHALCO SA/NV (CB)	29	111	8,087
Index Options	11	55	752
FTSE/Athex Large Cap	11	55	752
Stock Options	5	136	982
ALPHA SERVICES HOLD (CR)	0	0	10
NATIONAL BANK (CR)	0	0	307
OPAP (CR)	3	111	171
OTE (CR)	0	0	66
PIRAEUS FINANCIAL HOLD (CR)	0	0	5
PPC (CR)	2	25	423
Total Derivatives Traded	2,211	36,870	322,818

Number of Outstanding Securities	Nominal Value	Dividends [1]			Date of Last Coupon		Note	Shares	Closing price	% change	Previous closing price/date	Open price	Price min	Price max	Last price	Avg price	Last Bid [7]	Last Ask [7]	P/E after tax	Year	Volume	Trades	Transactions Value[8]	Company Mkt Value (thou. €)	Year low	Year high	Sector[4]
		2019	2020	2021	Dividend [2]	Right																					
5,867,311	0.300	---	---	---	11/08/2010	28/04/2017	5243	DIONIC (CR)	0.11	---	0.11	30/06/2020	---	---	---	---	---	---	---	---	---	---	---	645.40	0.11	0.11	50205010
66,948,210	0.300	---	---	---	22/09/2015	22/09/2015	5179	FOLLI FOLLIE (CR)	4.8	---	4.8	24/05/2018	---	---	---	---	---	---	---	---	---	---	---	321,351.41	4.8	4.8	40401030
12,417,000	0.310	---	---	---	27/08/2019	28/08/2017	5233	MLS MULTIMEDIA SA (CR)	0.57	---	0.57	12/05/2020	---	---	---	---	---	---	---	---	---	---	---	7,077.69	0.57	0.57	10101015
33,301,715	0.320	---	---	---	27/06/2003	08/07/2009	5241	AEGEK (CR)	0.035	---	0.035	25/06/2020	---	---	---	---	---	---	---	---	---	---	---	1,165.56	0.035	0.035	50101010
77,126,446	0.340	---	---	---	23/05/2005	18/08/2011	5206	G.E. DIMITRIOU (CR)	0.0125	---	0.0125	30/04/2019	---	---	---	---	---	---	---	---	---	---	---	964.08	0.0125	0.0125	40202020
7,085,888	1.59	---	---	---	02/07/1996	06/09/2010	5216	ELVIEMEK (CR)	2.6	---	2.6	30/09/2019	---	---	---	---	---	---	---	---	---	---	---	18,423.31	2.6	2.6	35101010
25,179,640	0.600	---	---	---	08/08/1994	19/09/2000	5191	J.BOUTARIS & SON (CR)	0.026	---	0.026	01/10/2018	---	---	---	---	---	---	---	---	---	---	---	742.45	0.026	0.026	45101015
1,540,000	0.600	---	---	---	08/08/1994	19/09/2000	5192	J.BOUTARIS & SON (PR)	0.057	---	0.057	01/10/2018	---	---	---	---	---	---	---	---	---	---	---	742.45	0.057	0.057	45101015

Suspension Status

Shares' Notes

Code	Note text
()	- Adjusted dividends.
*	- Last adjusted closing price.
[1]	- Net dividends.
[2]	- The "Date of Last Coupon" for New listings refers to the date company's stocks started to trade in Athex
[3]	- The Company Market Value is referred to the number of outstanding shares
[4]	- Sectors codification can be found in Appendix A
[5]	- The Market Value refers to the total number of shares listed (including their several classes) in the exchange by the company.
[6]	- P/E greater than 100
[7]	- Last view of the Order Book before the end of the trading session
[8]	- All Blocks Methods' Transactions Value are included.
4750	- Transfer to the Under Surveillance Category from 8/4/2011.
4912	- Transfer to the Surveillance Category as of 31/7/2012.
4955	- Transfer to the Surveillance Category as from 5/4/2013.
4957	- Transfer to the Surveillance Category as from 5/4/2013.
4958	- Transfer to the Surveillance Category as from 5/4/2013.
4959	- Transfer to the Surveillance Category as from 5/4/2013.
5093	- Transfer to the Surveillance Category as of 8/4/2015.
5112	- Transfer to the Surveillance Category as of 15/04/2016.
5115	- Transfer to the Surveillance Category as of 15/04/2016.
5141	- Transfer to the Surveillance Category as of 10/05/2017.
5160	- Transfer to the Surveillance Category as of 15/04/2016.
5162	- Transfer to the Under Supervision Category as of 21/12/2009.
5165	- Transfer to the Surveillance Category as of 15/02/2018.
5179	- Suspension of trading as of 25/05/2018.
5191	- Suspension of trading as of 02/10/2018.
5192	- Suspension of trading as of 02/10/2018.
5193	- Transfer to the Surveillance Category as of 25/10/2018.
5194	- Transfer to the Surveillance Category as of 25/10/2018.
5197	- Transfer to the Surveillance Category as of 07/11/2018.
5206	- Suspension of trading as of 02/05/2019.
5216	- Suspension of trading as of 01/10/2019.
5232	- Transfer to the Under Surveillance Category from 08/04/2011.
5233	- Suspension of trading as of 13/05/2020.
5241	- Suspension of trading as of 26/06/2020.
5243	- Suspension of trading as of 01/07/2020.
5245	- Transfer to the Surveillance Category as of 09/07/2020.
5246	- Transfer to the Surveillance Category as of 09/07/2020.
5248	- Transfer to the Surveillance Category as of 06/09/20116.
5253	- Transfer to the Surveillance Category as of 14/5/2021.

Securities Blocks Details

Securities	Block Volume	Price	Block Trade Value	Time of approval	Note
ALPHA SERVICES HOLD (CR)	500,000	1.17	585,000.00	10:33:16	20
ALPHA SERVICES HOLD (CR)	300,000	1.18	352,500.00	11:18:28	20
ADMIE (IPTO) HOLDING S.A. (CR)	57,270	2.50	143,175.00	11:23:28	20
ALPHA SERVICES HOLD (CR)	300,000	1.18	354,000.00	11:27:23	20
OPAP (CR)	30,000	12.71	381,300.00	11:42:14	20
GEK TERNA (CR)	50,000	9.60	480,000.00	12:00:16	20
AEGEAN AIRLINES (CR)	30,000	5.14	154,200.00	12:07:43	20
JUMBO SA (CR)	68,000	13.56	922,080.00	13:12:25	20
OTE (CR)	50,000	16.96	847,750.00	14:12:10	20
OTE (CR)	44,771	16.98	759,987.73	14:47:33	20
ALPHA SERVICES HOLD (CR)	500,000	1.20	598,500.00	14:48:25	20
OPAP (CR)	50,000	12.73	636,500.00	15:00:43	20
ALPHA SERVICES HOLD (CR)	500,000	1.20	597,500.00	15:01:59	20
OPAP (CR)	50,000	12.74	637,000.00	15:26:55	20
OPAP (CR)	70,000	12.74	891,800.00	15:28:07	20
OTE (CR)	22,975	16.90	388,162.63	15:58:47	20
PIRAEUS FINANCIAL HOLD (CR)	330,424	1.40	460,941.48	16:09:15	20
OTE (CR)	100,000	16.97	1,697,000.00	16:20:31	20
EUROBANK HOLDINGS (CR)	670,794	0.995	667,440.03	17:07:19	20

Blocks Notes

- 9 - Method 6-1 / Special Fees
- 10 - Method 6-1 / Special Fees, SDS
- 14 - Method 6-3 / Settlement, Incomplete Buy and Sell
- 18 - Method 6-2 / SPOT 1
- 19 - Method 6-2 / SPOT 2
- 20 - Method 6-1 and Method 6-1 Same Day Settlement
- 21 - Other Pre-agreed

Shares Rights Details

Occured date	Exercise from	Exercise until	Trading until	Rights	Price min	Price max	Closing price	Last Bid	Last Ask	Volume	Trades	Transactions Value
--------------	---------------	----------------	---------------	--------	-----------	-----------	---------------	----------	----------	--------	--------	--------------------

No Rights Transactions.

Forced Sales Details

Securities	Category of Security	Transactions Volume	Number of Trades	Transactions Value	Note
------------	----------------------	------------------------	---------------------	-----------------------	------

No Forced Transactions.

Forced Sales Notes

- 1 - Compulsory Public Forced Sales
- 2 - Forced Sales of Fixed Registered Shares
- 3 - Forced Sales of Remaining Fractional Shares

Exchange Traded Funds (ETFs) Characteristics

	Transactions Date (T)	Creation / Redemption	Units (T-1)	New Units (T-1)	Redemption Units (T-1)	Units (T) [1]	Fund Assets [2]	Net Unit Price	Dividend per Unit	Dividend Date
ALPHA ETF FTSE Athex Large Cap	11/01/2022	5,000	882,175	---	---	882,175	19,670,860.00	22.2981	0.71	01/07/2021

ETFs Notes

[1] - Units (T) = Units (T-1) + New Units (T-1) - Redemption Units (T-1)

[2] - The Creation / Redemption Units of T-1 are included.

Non Convertible Corporate Bonds - Regulated Market

Num Listed Bonds	Nominal price	Issue price	Today's Rate	Exp. Date	Duration (years)	Note	Coupon		Trading Unit	Corporate Bonds	Accrued Int.	Yield.T.Mat	Price min	Price max	Closing price	Previous closing price/date	Volume	Transactions Value	Last order		ear min	Year max		
							Common	Preferred											Price	Buy / Sell				
150,000	1,000.00	1,000.00	2.60	22/10/2026	7	---	5	---	1	TERNA ENERGY FINANCE S.A. (Non Convertible)	5.9944	2.7880	98.5000	98.5000	98.5000	98.4000	10/01/2022	15,000	14,864.92	98.4010	B	11/01/2022	98.4004	99.2000
320,000	1,000.00	1,000.00	3.40	21/07/2027	7	---	3	---	1	LAMDA DEVELOPMENT S.A. (Non Convertible)	16.6222	2.9200	101.5500	101.7000	101.5976	101.9000	10/01/2022	171,000	176,574.35	101.6100	B	11/01/2022	101.5500	102.0000
200,000	1,000.00	1,000.00	2.10	27/10/2027	7	---	3	---	1	O.P.A.P. S.A. (Non Convertible)	4.5500	1.8080	101.3000	101.4000	101.3056	101.3670	10/01/2022	47,000	47,833.85	101.3000	B	11/01/2022	100.6500	101.4000
150,000	1,000.00	1,000.00	2.65	22/10/2026	5	---	1	---	1	CPLP SHIPPING HOLDINGS PLC (Non Convertible)	6.1097	2.9390	98.7000	99.0000	98.7001	98.9990	10/01/2022	12,000	11,932.32	98.6000	B	11/01/2022	98.7000	99.6000
250,000	1,000.00	1,000.00	2.45	16/11/2028	7	---	1	---	1	ELVALHALCOR S.A. (Non Convertible)	3.9472	2.4490	99.9500	99.9500	99.9500	100.0350	10/01/2022	109,000	109,375.75	99.9500	B	11/01/2022	99.9500	100.2900
120,000	1,000.00	1,000.00	2.65	06/12/2028	7	---	1	---	1	NOVAL PROPERTY REIC (Non Convertible)	2.7972	2.7790	99.2000	99.2500	99.2004	99.2500	10/01/2022	118,000	117,386.57	99.2000	B	11/01/2022	99.0100	99.9900
500,000	1,000.00	1,000.00	2.75	03/07/2027	7	---	4	---	1	GEK TERNA S.A. (Non Convertible)	0.7639	3.0420	98.0000	98.2000	98.0000	98.5070	10/01/2022	261,000	256,052.24	97.8001	B	11/01/2022	97.7501	99.0000
200,000	1,000.00	1,000.00	3.60	12/03/2026	7	---	6	---	1	AEGEAN AIRLINES S.A. (Non Convertible)	12.2000	3.3350	99.2400	99.7000	99.7000	99.2400	10/01/2022	27,000	27,161.04	99.2800	B	11/01/2022	99.0667	99.9000
300,000	1,000.00	1,000.00	2.30	20/07/2028	7	---	1	---	1	PRODEA REIC S.A.(Non Convertible)	11.3083	2.6800	97.4000	97.9899	97.6950	97.7950	10/01/2022	14,000	13,800.22	97.4001	B	11/01/2022	97.4007	97.9899
120,000	1,000.00	1,000.00	3.95	04/04/2025	7	---	8	---	1	GEK TERNA S.A. (Non Convertible)	11.0819	2.6250	102.8000	102.8000	102.8000	102.7500	10/01/2022	18,000	18,703.48	102.8000	B	11/01/2022	102.5000	102.8000
90,000	1,000.00	1,000.00	3.00	11/05/2023	5	---	8	---	1	CORAL A.E. (Non Convertible)	5.2500	1.6070	---	---	---	101.6000	10/01/2022	---	---	101.4500	B	11/01/2022	100.5000	101.6000
20,148	1,000.00	1,000.00	4.95	26/06/2023	5	---	8	---	1	B&F COMM. & GARM. INDUS. S.A. (Non Convertible)	2.3375	4.1410	100.0000	100.1000	100.1000	100.0000	10/01/2022	7,000	7,019.36	99.8000	B	11/01/2022	100.0000	100.3000
175,000	1,000.00	1,000.00	3.40	26/07/2024	5	---	5	---	1	ATTICA HOLDINGS S.A. (Non Convertible)	16.1500	3.9810	97.8501	97.8600	97.8526	97.8570	10/01/2022	8,000	7,957.41	97.8700	B	11/01/2022	97.6600	98.7000
200,000	1,000.00	1,000.00	1.90	23/03/2028	7	---	2	---	1	MOTOR OIL CORINTH REFINERIES SA (Non Convertible)	5.9111	2.0750	98.5000	98.8500	98.8500	98.7040	10/01/2022	1,198,000	1,192,096.00	98.8500	B	11/01/2022	98.2010	98.8500
100,000	1,000.00	1,000.00	2.70	25/05/2026	5	---	2	---	1	COSTAMARE PARTICIPATIONS PLC (Non Convertible)	3.6750	2.6430	100.0001	100.1500	100.0459	100.2610	10/01/2022	72,000	72,297.66	100.0001	B	11/01/2022	99.5002	100.3500
300,000	1,000.00	1,000.00	2.30	14/12/2028	7	---	1	---	1	GEK TERNA S.A. (Non Convertible)	1.9167	2.6670	97.0000	98.0000	97.8000	98.0000	10/01/2022	120,000	117,666.00	97.0000	B	11/01/2022	97.8000	98.2801

Corporate Bonds Notes

Transactions Volume = (Pieces) * (Nominal Price). Transactions Value = (Pieces) * (Nominal Price) * (price %) + (Accrued interest).

The price of a Bond is stated as a percentage (%) of Bond's Nominal Price.

Nominal Price in Euros (€), except if it is noted differently.

Government Bonds

Number Listed Bonds	Nominal price	Today's Rate	Accrued Interest Calc	Exp. Date [1]	Duration (years)	Note	Coupons Date	Curr. coupon value	Trading Unit	Government Bonds	Price min	Price max	Closing price	Previous closing price/date	Volume	Transactions Value	Price	Last order Buy / Sell	Date
3,000,000	1,000.00	4.38	Actual/Actual	01/08/2022	5	---	01/08	4.38	1	GGB-FXD-010822-05Y-4.375-1.000	---	---	---	---	---	---	1.0000	B	28/11/2018
4,500,000	1,000.00	1.88	Actual/Actual	04/02/2035	15	---	04/02	1.88	1	GGB-FXD-040235-15Y-1.875-1.000	---	---	---	---	---	---	---	---	---
2,500,000	1,000.00	3.45	Actual/Actual	02/04/2024	5	---	02/04	3.45	1	GGB-FXD-020424-05Y-3.450-1.000	---	---	---	---	---	---	---	---	---
6,000,000	1,000.00	0.75	Actual/Actual	18/06/2031	10	---	18/06	0.75	1	GGB-FXD-180631-10Y-0.750-1.000	---	---	---	---	---	---	---	---	---
4,355,990,324	1.00	3.50	Actual/Actual	30/01/2023	5	---	01/02 - 31/01	3.50	1	GGB-FXD-300123-05Y-3.500-1.00	---	---	---	94.5720 13/07/2018	---	---	1.0000	B	28/11/2018
5,962,747,327	1.00	3.75	Actual/Actual	30/01/2028	10	---	/02 - 01/02 - 31/	3.75	1	GGB-FXD-300128-10Y-3.750-1.00	---	---	---	85.4610 13/07/2018	---	---	1.0000	B	28/11/2018
6,567,309,386	1.00	3.90	Actual/Actual	30/01/2033	15	---	/02 - 01/02 - 31/	3.90	1	GGB-FXD-300133-15Y-3.900-1.00	---	---	---	78.6730 13/07/2018	---	---	1.0000	B	28/11/2018
5,222,848,349	1.00	4.00	Actual/Actual	30/01/2037	19	---	/02 - 01/02 - 31/	4.00	1	GGB-FXD-300137-19Y-4.000-1.00	---	---	---	77.0370 13/07/2018	---	---	1.0000	B	28/11/2018
5,126,770,669	1.00	4.20	Actual/Actual	30/01/2042	24	---	/02 - 01/02 - 31/	4.20	1	GGB-FXD-300142-24Y-4.200-1.00	---	---	---	77.7640 13/07/2018	---	---	1.0000	B	28/11/2018
119,550,565	1.00	4.30	Actual/Actual	24/02/2023	11	---	24/02	4.30	1	GGB-FXD-240223-11Y-2.000-1.00	---	---	---	10.0000 22/06/2015	---	---	10.0000	B	11/07/2019
48,794,718	1.00	4.30	Actual/Actual	24/02/2024	12	---	24/02	4.30	1	GGB-FXD-240224-12Y-2.000-1.00	---	---	---	10.0000 22/06/2015	---	---	---	---	---
40,248,141	1.00	4.30	Actual/Actual	24/02/2025	13	---	24/02	4.30	1	GGB-FXD-240225-13Y-2.000-1.00	---	---	---	10.0000 22/06/2015	---	---	---	---	---
59,586,043	1.00	4.30	Actual/Actual	24/02/2026	14	---	24/02	4.30	1	GGB-FXD-240226-14Y-2.000-1.00	---	---	---	10.0000 22/06/2015	---	---	---	---	---
41,118,344	1.00	4.30	Actual/Actual	24/02/2027	15	---	24/02	4.30	1	GGB-FXD-240227-15Y-2.000-1.00	---	---	---	10.0000 22/06/2015	---	---	---	---	---
45,137,734	1.00	4.30	Actual/Actual	24/02/2028	16	---	24/02	4.30	1	GGB-FXD-240228-16Y-2.000-1.00	---	---	---	10.0000 22/06/2015	---	---	---	---	---
61,768,888	1.00	4.30	Actual/Actual	24/02/2029	17	---	24/02	4.30	1	GGB-FXD-240229-17Y-2.000-1.00	---	---	---	10.0000 22/06/2015	---	---	---	---	---
54,567,744	1.00	4.30	Actual/Actual	24/02/2030	18	---	24/02	4.30	1	GGB-FXD-240230-18Y-2.000-1.00	---	---	---	10.0000 22/06/2015	---	---	---	---	---
37,541,515	1.00	4.30	Actual/Actual	24/02/2031	19	---	24/02	4.30	1	GGB-FXD-240231-19Y-2.000-1.00	---	---	---	10.0000 22/06/2015	---	---	---	---	---
37,558,317	1.00	4.30	Actual/Actual	24/02/2032	20	---	24/02	4.30	1	GGB-FXD-240232-20Y-2.000-1.00	---	---	---	10.0000 22/06/2015	---	---	---	---	---
37,473,732	1.00	4.30	Actual/Actual	24/02/2033	21	---	24/02	4.30	1	GGB-FXD-240233-21Y-2.000-1.00	---	---	---	10.0000 22/06/2015	---	---	---	---	---
33,888,293	1.00	4.30	Actual/Actual	24/02/2034	22	---	24/02	4.30	1	GGB-FXD-240234-22Y-2.000-1.00	---	---	---	10.0000 22/06/2015	---	---	---	---	---
35,177,800	1.00	4.30	Actual/Actual	24/02/2035	23	---	24/02	4.30	1	GGB-FXD-240235-23Y-2.000-1.00	---	---	---	10.0000 22/06/2015	---	---	---	---	---
35,547,268	1.00	4.30	Actual/Actual	24/02/2036	24	---	24/02	4.30	1	GGB-FXD-240236-24Y-2.000-1.00	---	---	---	10.0000 22/06/2015	---	---	---	---	---
40,246,306	1.00	4.30	Actual/Actual	24/02/2037	25	---	24/02	4.30	1	GGB-FXD-240237-25Y-2.000-1.00	---	---	---	10.0000 22/06/2015	---	---	---	---	---
37,643,952	1.00	4.30	Actual/Actual	24/02/2038	26	---	24/02	4.30	1	GGB-FXD-240238-26Y-2.000-1.00	---	---	---	10.0000 22/06/2015	---	---	---	---	---
36,977,100	1.00	4.30	Actual/Actual	24/02/2039	27	---	24/02	4.30	1	GGB-FXD-240239-27Y-2.000-1.00	---	---	---	10.0000 22/06/2015	---	---	---	---	---
41,615,000	1.00	4.30	Actual/Actual	24/02/2040	28	---	24/02	4.30	1	GGB-FXD-240240-28Y-2.000-1.00	---	---	---	10.0000 22/06/2015	---	---	---	---	---
42,227,208	1.00	4.30	Actual/Actual	24/02/2041	29	---	24/02	4.30	1	GGB-FXD-240241-29Y-2.000-1.00	---	---	---	10.0000 22/06/2015	---	---	---	---	---
68,288,487	1.00	4.30	Actual/Actual	24/02/2042	30	---	24/02	4.30	1	GGB-FXD-240242-30Y-2.000-1.00	---	---	---	10.0000 22/06/2015	---	---	---	---	---
4,000,000	1,000.00	3.88	Actual/Actual	12/03/2029	10	---	12/03	3.88	1	GGB-FXD-120329-10Y-3.875-1.000	---	---	---	---	---	---	100.0000	B	15/10/2019
4,500,000	1,000.00	0.00	Actual/Actual	12/02/2026	5	---	12/02	0.00	1	GGB-FXD-120226-05Y-0.000-1.000	---	---	---	---	---	---	---	---	---
3,000,000	1,000.00	3.38	Actual/Actual	15/02/2025	7	---	15/02	3.38	1	GGB-FXD-150225-07Y-3.375-1.000	---	---	---	---	---	---	---	---	---
250,250	1,000.00	2.90	Actual/Actual	20/03/2023	4	---	20/03	2.90	1	GGB-FXD-200323-04Y-2.900-1.000	---	---	---	---	---	---	---	---	---
964,000	1,000.00	3.25	Actual/Actual	20/03/2025	6	---	20/03	3.25	1	GGB-FXD-200325-06Y-3.250-1.000	---	---	---	---	---	---	---	---	---

Government Bonds Notes

Transactions Volume = (Pieces) * (Nominal Price). Transactions Value = (Pieces) * (Nominal Price) * (price %) + (Accrued interest).

The Value of current coupon for the issues with NV 0.01 euro refers to NV 100 euros

FLR: Floating Interest Rate.

[1] - The Expiration Date of the interest bearing period and the Date for coupon payment.

Government Bonds

Number Listed Bonds	Nominal price	Today's Rate	Accrued Interest Calc	Exp. Date [1]	Duration (years)	Note	Coupons Date	Curr. coupon value	Trading Unit	Government Bonds	Price min	Price max	Closing price	Previous closing price/date	Volume	Transactions Value	Price	Last order Buy / Sell	Date
2,100,000	1,000.00	3.55	Actual/Actual	20/03/2026	7	---	20/03	3.55	1	GGB-FXD-200326-07Y-3.550-1.000	---	---	---	---	---	---	---	---	---
40,000	1,000.00	0.11	FLR Actual/360	16/09/2022	1	---	16/03 - 16/09	---	1	GGB-FLT-160922-01Y-0.108-1.000	---	---	---	---	---	---	---	---	---
5,500,000	1,000.00	1.50	Actual/Actual	18/06/2030	10	---	18/06	1.50	1	GGB-FXD-180630-10Y-1.500-1.000	---	---	---	---	---	---	---	---	---
5,364,250	1,000.00	3.25	Actual/Actual	20/03/2050	30	---	20/03	3.25	1	GGB-FXD-200350-30Y-3.250-1.000	---	---	---	---	---	---	---	---	---
2,424,361	1,000.00	2.00	Actual/Actual	22/04/2027	7	---	22/04	2.00	1	GGB-FXD-220427-07Y-2.000-1.000	---	---	---	---	---	---	99.9000	B	22/04/2020
2,500,000	1,000.00	1.88	Actual/Actual	23/07/2026	7	---	23/07	1.88	1	GGB-FXD-230726-07Y-1.875-1.000	---	---	---	---	---	---	---	---	---
3,500,000	1,000.00	1.88	Actual/Actual	24/01/2052	30	---	24/01	1.88	1	GGB-FXD-240152-30Y-1.875-1.000	---	---	---	---	---	---	---	---	---

Government Bonds Notes

Transactions Volume = (Pieces) * (Nominal Price). Transactions Value = (Pieces) * (Nominal Price) * (price %) + (Accrued interest).

The Value of current coupon for the issues with NV 0.01 euro refers to NV 100 euros

FLR: Floating Interest Rate.

[1] - The Expiration Date of the interest bearing period and the Date for coupon payment.

Treasury Bills & Zero Coupon Government Bonds

Issue Date	13-Week Maturity									26-Week Maturity									52-Week Maturity								
	Exp. Date	Initial Rate	Num Listed Bonds	Nominal price	Issue price	Last Trade Price	Last Trade Date	Volume Traded	Note	Exp. Date	Initial Rate	Num Listed Bonds	Nominal price	Issue price	Last Trade Price	Last Trade Date	Volume Traded	Note	Exp. Date	Initial Rate	Num Listed Bonds	Nominal price	Issue price	Last Trade Price	Last Trade Date	Volume Traded	Note
12/03/2021	---	---	---	---	---	---	---	---	---	---	---	---	---	---	---	---	---	---	11/03/2022	-0.22	1,000,000	1,000.00	1,002.24	---	---	---	---
11/06/2021	---	---	---	---	---	---	---	---	---	---	---	---	---	---	---	---	---	---	10/06/2022	-0.31	1,600,000	1,000.00	1,003.10	---	---	---	---
10/09/2021	---	---	---	---	---	---	---	---	---	---	---	---	---	---	---	---	---	---	09/09/2022	-0.31	1,000,000	1,000.00	1,003.14	---	---	---	---
10/12/2021	---	---	---	---	---	---	---	---	---	---	---	---	---	---	---	---	---	---	09/12/2022	-0.40	600,000	1,000.00	1,004.06	---	---	---	---

Bonds in Circulation	Currency / Min nominal traded Value	Coupons Payment Date	Current Coupon Value	Note	Coupon	Trading Unit	Issue Date	Duration (years)	Today's Interest	A.I.C in days	Bonds	Last price of previous days		Last Outcry in Cash (euro)			Trades in Pieces	Life min	Life Max
												Price	Buy / Sell	Price	Buy / Sell	Date			
Corporate Bonds in Foreign Currency and Euro																			
103,746	GBP / 10	01/12	0.25	---	63	1	01/12/1930	98	2.5	360	National Mortgage Bank	2.27	05/02/1996	2.27	S	05/02/1996	---	2.27	2.27
0	GBP / 10	01/12	0.25	---	65	1	01/12/1928	100	2.5	360	National Mortgage Bank	---	---	---	---	---	---	---	---

Government Bonds Notes

A.I.C: Accrued Interest Calculation base.

FLR: Floating Interest Rate.

The minimum tradeable Nominal Value for all Demeterialised Government Titles is 100 Euros.

(μφρ-0)

Athex & ATHEXClear Members List

Member Name	Stock Market			Derivatives Market		ATHEXClear Member				
	Address	Phone	Fax	Market Member	Remote Member	Market Maker	Proprietary	Market Maker	General Clearing	Direct Clearing
A. SARRIS SECURITIES S.A. 6, ΔΡΑΓΑΤΣΑΝΙΟΥ 6 ΑΘΗΝΑ	2103367700			a						
AEONIC SECURITIES C.I.F. P.L.C. , ΛΑΪΟΥ 6, ΓΡ. 301B, ANNA COURT	35725337600			a	a					
ALPHA BANK S.A. , ΣΤΑΔΙΟΥ 40 ΑΘΗΝΑ	2103260000								a	
ALPHA FINANCE INVESTMENT SERVICES SINGLE MEMBER SA 5, ΜΕΡΛΙΝ 5 ΑΘΗΝΑ	2103677400			a		a	a	a		a
ARGUS STOCKBROKERS LTD 25 , 25 ΛΕΩΦΟΡΟΣ ΔΗΜΟΣΘΕΝΗ ΣΕΒΕΡΗ	0035722717000			a	a		a			
ATLANTIC SECURITIES LTD 37, ΠΡΟΔΡΟΜΟΥ 37	0035722445400			a	a					
AXON SECURITIES S.A. 48, ΣΤΑΔΙΟΥ 48 ΑΘΗΝΑ	2103363800			a			a			
BETA SECURITIES S.A. 29 , Λ.ΑΛΕΞΑΝΔΡΑΣ 29 ΑΘΗΝΑ	2106478930			a		a				a
BNP PARIBAS SECURITIES SERVICES 2, ΛΑΜΨΑΚΟΥ 2 ΑΘΗΝΑ	2107468500								a	
BOFA SECURITIES EUROPE SA , 112 AVENUE KL'BER 75116	+33 153655555			a	a					
CAPITAL SECURITIES S.A. 58, ΜΗΤΡΟΠΟΛΕΩΣ 58 ΑΘΗΝΑ	2103369700			a			a			
CFS SECURITIES INVESTMENT SERVICES S.A. 3, ΠΑΠΑΡΡΗΓΟΠΟΥΛΟΥ 3 ΑΘΗΝΑ	2103360800			a						
CITIGROUP GLOBAL MARKETS EUROPE AG 16, REUTERWEG 16 FRANKFURT	+49 691366-0			a	a					
CITIGROUP GLOBAL MARKETS LIMITED 1, 33 CANADA SQUARE -CANARY WHARF	+44 02079864000			a						
CREDIT SUISSE BANK (EUROPE), S.A. , CALLE AYALA 42, 3A PLANTA-B MADRID	+34917916000			a	a					
CREDIT SUISSE SECURITIES (EUROPE) LIMITED 1, ONE CABOT SQUARE LONDON	+44 2078888888			a						
CYCLOS SECURITIES S.A. 39, ΠΑΝΕΠΙΣΤΗΜΙΟΥ 39 ΑΘΗΝΑ	2103364300			a			a			
DEUTSCHE BANK S.A. 1, GREAT WINCHESTER STREET LONDON	+44 20 754 54209	00441133361437			a					
DYNAMIC SECURITIES S.A. , ΤΡΑΛΛΕΩΝ 2 & Λ.ΣΥΓΓΡΟΥ 223 ΝΕΑ ΣΜΥΡΝΗ	2103677700			a			a			a
EUROBANK EQUITIES INVESTMENT FIRM S.A , ΦΙΛΕΛΛΗΝΩΝ 10 & ΞΕΝΟΦΩΝΤΟΣ 13 ΑΘΗΝΑ	2103720425			a		a	a			a
EUROBANK S.A. , ΟΘΩΝΟΣ 8 ΑΘΗΝΑ	2103337000								a	
EUROCORP INVESTMENT SERVICES S.A. 14, ΠΛ.ΦΙΛΙΚΗΣ ΕΤΑΙΡΕΙΑΣ 14 ΑΘΗΝΑ	2107263600			a			a			a
EUROTRUST INVESTMENT FIRM SA 113, ΣΕΒΑΣΤΟΥΠΟΛΕΩΣ 113 ΑΘΗΝΑ	2103363100			a						
EUROXX SECURITIES S.A. 7, ΠΑΛΑΙΟΛΟΓΟΥ ΧΑΛΑΝΔΡΙ	(210)-6879400	(210)-6879401		a						
7, ΠΑΛΕΟΛΟΓΟΥ ΧΑΛΑΝΔΡΙ	+30 2106879400	210-6879401								
G. A. PERVANAS SECURITIES- INVESTMENT SERVICES S.A. 7-9, ΣΟΦΟΚΛΕΟΥΣ 7-9 ΑΘΗΝΑ	2103727200			a						
GLOBAL CAPITAL SECURITIES & FINANCIAL SERVICES LTD 50, ΛΑΡΧΙΠΕΡΙΣΚΟΠΟΥ ΜΑΚΑΡΙΟΥ Γ50	0035722710710			a	a					
HELLENIC AMERICAN SECURITIES S.A. 27, ΑΝΔΡΕΑ ΠΑΠΑΝΔΡΕΟΥ 27 ΜΑΡΟΥΣΙ	2103311100			a		a	a			a
HELLENIC BANK (INVESTMENTS) LTD , ΑΥΞ.ΚΥΡΙΑΚΟΥ ΜΑΤΣΙ 31 - PO BOX 24747 NICOSIA	+357 22500100	357 22500110			a					
HSBC CONTINENTAL EUROPE 109-111, Λ.ΜΕΣΟΓΕΙΩΝ 109-111	2106960000								a	
INDEX SECURITIES S.A. 6, ΔΡΑΓΑΤΣΑΝΙΟΥ 6 ΑΘΗΝΑ	2103213920			a						
J. CHR. MAVRIKIS SECURITIES S.A. 5, ΣΟΦΟΚΛΕΟΥΣ 5 ΑΘΗΝΑ	2103216730			a						

Athex & ATHEXClear Members List

Member Name				Stock Market			Derivatives Market		ATHEXClear Member	
	Address	Phone	Fax	Market Member	Remote Member	Market Maker	Proprietary	Market Maker	General Clearing	Direct Clearing
KAPPA SECURITIES S.A.				a			a			
15, ΒΑΛΛΑΡΙΤΟΥ 15 ΑΘΗΝΑ	2103678600									
KARAMANOF SECURITIES & INVESTMENT SERVICES S.A.				a						
2, ΠΛ.ΑΓ.ΘΕΟΔΩΡΩΝ 2 ΑΘΗΝΑ	2103212947									
LAIKI FINANCIAL SERVICES LTD					a					
26, AVE. VYRONOS NICOSIA	357 22367367	357 22718567								
LEON DEPOLAS SECURITIES S.A.				a		a	a			
1, ΧΡΗΣΤΟΥ ΛΑΔΑ 1 ΑΘΗΝΑ	2103213276 -28									
MEGA EQUITY SECURITIES & FINANCIAL SERVICES PUBLIC LTD				a	a		a			
42-44, ΛΕΩΦ.ΓΡΙΒΑ ΔΙΓΕΝΗ 42-44	0035722711711									
MERIT SECURITIES S.A				a		a	a			a
5, ΣΟΦΟΚΛΕΟΥΣ 5 ΑΘΗΝΑ	2103671880									
MERRILL LYNCH INTERNATIONAL				a						
2, 2 KING EDWARD STREET LONDON	+44 20276281000									
N. CHRYSOCHOIDIS SECURITIES S.A.				a			a			a
7-9, ΣΟΦΟΚΛΕΟΥΣ 7-9 ΑΘΗΝΑ	2103213913									
NATIONAL BANK OF GREECE S.A.				a			a		a	
86, ΑΙΟΛΟΥ STR. ΑΘΗΝΑ	(210)-3341000	(210)-3228187								
68, ΑΚΑΔΙΜΙΑΣ STR. ΑΘΗΝΑ	(210)-3328817	(210)-3328678								
NATIONAL SECURITIES SINGLE MEMBER SA				a		a	a	a		
66, ΛΕΩΦΟΡΟΣ ΑΘΗΝΩΝ 128-132 & ΙΦΙΓΕΝΙΑΣ ΑΘΗΝΑ	2103328784									
NUNTIUS BROKERAGE AND INVESTMENT SERVICES S.A				a						
6, ΔΡΑΓΑΤΣΑΝΙΟΥ 6 ΑΘΗΝΑ	2103350599									
ONE PLUS CAPITAL LIMITED				a	a					
, 75 PRODROMOU AVENUE NICOSIA 1307	35722873760									
OPTIMA BANK S.A.				a		a	a	a	a	
32, ΑΙΓΙΑΛΕΙΑΣ 32 & ΠΑΡΑΔΕΙΣΟΥ ΜΑΡΟΥΣΙ	2108173663									
PANTELAKIS SECURITIES S.A.				a		a	a	a		
57, ΕΘΝΙΚΗΣ ΑΝΤΙΣΤΑΣΕΩΣ 57, ΚΤΙΡΙΟ Β CHALANDRI	2106965000									
PEGASUS SECURITIES S.A				a			a			
17, ΒΑΛΛΑΡΙΤΟΥ 17 & ΑΜΕΡΙΚΗΣ ΑΘΗΝΑ	2103670700									
PIRAEUS BANK S.A.				a			a		a	
, ΑΜΕΡΙΚΗΣ 4 ΑΘΗΝΑ	2103335000									
PIRAEUS SECURITIES S. A.				a		a	a	a		a
10, ΣΤΑΔΙΟΥ 10 ΑΘΗΝΑ	2103354100									
PROCHOICE SECURITIES LTD				a	a					
57, ΛΕΩΦ.ΣΠΥΡΟΥ ΚΥΠΡΙΑΝΟΥ 57, ΑΚΙΝΗΤΑ Φ	035724661192									
SHARELINK SECURITIES & FINANCIAL SERVICES LTD				a			a			
6, HOUSE-ΘΕΟΤΟΚΗ 6 ΜΕΓΑΡΟ ΕΛΜΗΝΑ	+357 22554200									
SOCIETE GENERALE S.A.				a	a		a			
, 17 COURS VALMY, CEDEX	+157290504									
SOLIDUS SECURITIES S.A				a			a			a
64, ΛΟΥΙΖΗΣ ΠΙΑΝΚΟΥΡ 64 ΑΘΗΝΑ	2106900600									
ST. EM. LAVRENTAKIS SECURITIES S.A.				a			a			
7-9, ΣΟΦΟΚΛΕΟΥΣ 7-9 ΑΘΗΝΑ	2103213336									
THE CYPRUS INVESTMENT & SECURITIES CORPORATION LTD				a	a					
154, ΛΕΩΦ. ΚΥΡΗΝΕΙΑΣ	0035722121700									
UBS EUROPE SE				a	a					
, OPERNTURM, BOCKENHEIMER LANDSTRASSE 2-4	496921790									
UBS LIMITED					a					
1, FINSBURY AVENUE LONDON	+44 2075687135									

List of Stocks under Market Making operations

Securities	Market Maker	Start Market Making	Stock Category	Suspension Status
MLS MULTIMEDIA SA (CR)	PIRAEUS SECURITIES S. A.	01/08/2019		
ALPHA ETF FTSE Athex Large Cap	ALPHA FINANCE INVESTMENT SERVICES SINGLE MEMBER SA NATIONAL SECURITIES SINGLE MEMBER SA	02/01/1900 02/01/1900	Exchange Traded Funds (ETFs)	
ADMIE (IPTO) HOLDING S.A. (CR)	EUROBANK EQUITIES INVESTMENT FIRM S.A. HELLENIC AMERICAN SECURITIES S.A. PIRAEUS SECURITIES S. A.	24/05/2021 09/03/2020 29/06/2017	Main Market	
AEGEAN AIRLINES (CR)	EUROBANK EQUITIES INVESTMENT FIRM S.A.	22/09/2020	Main Market	
ALPHA SERVICES HOLD (CR)	ALPHA FINANCE INVESTMENT SERVICES SINGLE MEMBER SA EUROBANK EQUITIES INVESTMENT FIRM S.A. HELLENIC AMERICAN SECURITIES S.A. LEON DEPOLAS SECURITIES S.A. MERIT SECURITIES S.A. NATIONAL SECURITIES SINGLE MEMBER SA PIRAEUS SECURITIES S. A.	29/02/2016 22/10/2006 25/07/2014 04/01/2016 03/09/2012 02/01/1900 28/05/2009	Main Market	
ANDROMEDA SA (CR)	BETA SECURITIES S.A.	15/02/2021	Main Market	
AS COMPANY SA (CR)	EUROBANK EQUITIES INVESTMENT FIRM S.A.	01/04/2019	Main Market	
ATTICA BANK S.A. (CR)	EUROXX SECURITIES S.A. PIRAEUS SECURITIES S. A.	22/01/2016 20/09/2017	Main Market	
AUTOHELLAS SA (CR)	ALPHA FINANCE INVESTMENT SERVICES SINGLE MEMBER SA EUROXX SECURITIES S.A.	01/07/2019 02/07/2018	Main Market	
AVAX S.A. (CR)	EUROBANK EQUITIES INVESTMENT FIRM S.A. PIRAEUS SECURITIES S. A.	14/12/2015 01/02/2021	Main Market	
AVE (CR)	EUROXX SECURITIES S.A.	05/06/2020	Main Market	
BRIQ PROPERTIES (CR)	EUROBANK EQUITIES INVESTMENT FIRM S.A. LEON DEPOLAS SECURITIES S.A.	09/09/2019 22/02/2021	Main Market	
BYTE COMPUTER SA (CR)	MERIT SECURITIES S.A.	04/08/2008	Main Market	
CC HBC AG (CR)	BETA SECURITIES S.A. NATIONAL SECURITIES SINGLE MEMBER SA PIRAEUS SECURITIES S. A.	08/03/2021 02/01/1900 04/05/2015	Main Market	
CENERGY HOLDINGS (CB)	ALPHA FINANCE INVESTMENT SERVICES SINGLE MEMBER SA EUROBANK EQUITIES INVESTMENT FIRM S.A.	02/01/2016 02/01/2016	Main Market	
CNL CAPITAL (CR)	MERIT SECURITIES S.A.	01/10/2018	Main Market	
EKTER SA (CR)	EUROBANK EQUITIES INVESTMENT FIRM S.A. LEON DEPOLAS SECURITIES S.A.	16/10/2017 21/05/2018	Main Market	
ELASTRON (CR)	LEON DEPOLAS SECURITIES S.A.	20/02/2017	Main Market	
ELLAKTOR (CR)	ALPHA FINANCE INVESTMENT SERVICES SINGLE MEMBER SA EUROBANK EQUITIES INVESTMENT FIRM S.A. EUROXX SECURITIES S.A. NATIONAL SECURITIES SINGLE MEMBER SA PIRAEUS SECURITIES S. A.	18/03/2019 01/06/2012 24/09/2018 02/01/1900 22/10/2018	Main Market	
ELTON SA (CR)	BETA SECURITIES S.A. LEON DEPOLAS SECURITIES S.A.	03/09/2012 01/04/2019	Main Market	
ELVALHALCOR (CR)	ALPHA FINANCE INVESTMENT SERVICES SINGLE MEMBER SA EUROBANK EQUITIES INVESTMENT FIRM S.A.	07/05/2018 07/05/2018	Main Market	
ELVE SA (CR)	LEON DEPOLAS SECURITIES S.A.	02/11/2020	Main Market	
ENTERSOFT (CR)	EUROBANK EQUITIES INVESTMENT FIRM S.A.	22/06/2020	Main Market	

List of Stocks under Market Making operations

Securities	Market Maker	Start Market Making	Stock Category
EUROBANK HOLDINGS (CR)			Main Market
ALPHA FINANCE INVESTMENT SERVICES SINGLE MEMBER SA		09/01/2006	
EUROBANK EQUITIES INVESTMENT FIRM S.A		01/06/2012	
HELLENIC AMERICAN SECURITIES S.A.		25/07/2014	
LEON DEPOLAS SECURITIES S.A.		30/11/2018	
MERIT SECURITIES S.A		06/11/2017	
NATIONAL SECURITIES SINGLE MEMBER SA		02/01/1900	
PIRAEUS SECURITIES S. A.		28/09/2009	
EUROPEAN RELIANCE INSUR. (CR)			Main Market
BETA SECURITIES S.A.		27/07/2020	
PANTELAKIS SECURITIES S.A.		15/07/2019	
EYDAP S.A. (CR)			Main Market
ALPHA FINANCE INVESTMENT SERVICES SINGLE MEMBER SA		27/01/2020	
EUROBANK EQUITIES INVESTMENT FIRM S.A		10/06/2019	
FOURLIS (CR)			Main Market
EUROBANK EQUITIES INVESTMENT FIRM S.A		01/12/2016	
PIRAEUS SECURITIES S. A.		06/03/2017	
GEK TERNA (CR)			Main Market
BETA SECURITIES S.A.		08/03/2021	
EUROBANK EQUITIES INVESTMENT FIRM S.A		24/05/2021	
PIRAEUS SECURITIES S. A.		29/08/2019	
GR. SARANTIS S.A. (CR)			Main Market
BETA SECURITIES S.A.		14/05/2012	
EUROBANK EQUITIES INVESTMENT FIRM S.A		24/10/2016	
HELLENIC EXCHANGES-A.S.E. (CR)			Main Market
HELLENIC AMERICAN SECURITIES S.A.		01/09/2014	
NATIONAL SECURITIES SINGLE MEMBER SA		02/01/1900	
PIRAEUS SECURITIES S. A.		04/05/2015	
HELLENIC PETROLEUM (CR)			Main Market
HELLENIC AMERICAN SECURITIES S.A.		14/09/2015	
PIRAEUS SECURITIES S. A.		20/03/2017	
IDEAL HOLDINGS (CR)			Main Market
EUROBANK EQUITIES INVESTMENT FIRM S.A		07/06/2021	
PIRAEUS SECURITIES S. A.		07/06/2021	
IKTINOS HELLAS SA (CR)			Main Market
ALPHA FINANCE INVESTMENT SERVICES SINGLE MEMBER SA		01/04/2019	
EUROBANK EQUITIES INVESTMENT FIRM S.A		25/02/2019	
NATIONAL SECURITIES SINGLE MEMBER SA		02/01/1900	
INTERCONTINENTAL (CR)			Main Market
LEON DEPOLAS SECURITIES S.A.		03/06/2019	
INTERWOOD-XYLEMPORIA (CR)			Main Market
EUROBANK EQUITIES INVESTMENT FIRM S.A		05/07/2021	
PANTELAKIS SECURITIES S.A.		01/07/2021	
INTRAKAT (CR)			Main Market
BETA SECURITIES S.A.		04/10/2021	
JUMBO SA (CR)			Main Market
BETA SECURITIES S.A.		01/02/2021	
EUROBANK EQUITIES INVESTMENT FIRM S.A		25/05/2020	
MERIT SECURITIES S.A		06/11/2017	
PIRAEUS SECURITIES S. A.		06/03/2017	
KARAMOLEGOS SA (CR)			Main Market
EUROXX SECURITIES S.A.		04/10/2019	
KLOUKINAS - LAPPAS SA (CR)			Main Market
BETA SECURITIES S.A.		22/09/2014	
KRI-KRI S.A. (CR)			Main Market
EUROBANK EQUITIES INVESTMENT FIRM S.A		07/05/2018	
LEON DEPOLAS SECURITIES S.A.		16/01/2017	
LAMDA DEVELOPMENT SA (CR)			Main Market
EUROBANK EQUITIES INVESTMENT FIRM S.A		08/12/2014	
PANTELAKIS SECURITIES S.A.		06/11/2017	
PIRAEUS SECURITIES S. A.		29/06/2017	
LAMPSA HOTEL SA (CR)			Main Market
LEON DEPOLAS SECURITIES S.A.		16/01/2017	
MARFIN INVESTMENT GROUP (CR)			Main Market
EUROBANK EQUITIES INVESTMENT FIRM S.A		23/03/2015	
PIRAEUS SECURITIES S. A.		02/02/2009	

List of Stocks under Market Making operations

Securities	Market Maker	Start Market Making	Stock Category
MOTOR OIL (CR)			Main Market
BETA SECURITIES S.A.		08/03/2021	
EUROBANK EQUITIES INVESTMENT FIRM S.A		22/10/2006	
LEON DEPOLAS SECURITIES S.A.		01/04/2019	
MERIT SECURITIES S.A		25/02/2019	
NATIONAL SECURITIES SINGLE MEMBER SA		02/01/1900	
PIRAEUS SECURITIES S. A.		04/05/2015	
MYTILINEOS (CR)			Main Market
ALPHA FINANCE INVESTMENT SERVICES SINGLE MEMBER SA		15/04/2019	
EUROBANK EQUITIES INVESTMENT FIRM S.A		20/09/2017	
MERIT SECURITIES S.A		25/02/2019	
NATIONAL SECURITIES SINGLE MEMBER SA		02/01/1900	
PIRAEUS SECURITIES S. A.		04/05/2015	
NATIONAL BANK (CR)			Main Market
ALPHA FINANCE INVESTMENT SERVICES SINGLE MEMBER SA		09/01/2006	
BETA SECURITIES S.A.		01/02/2021	
EUROBANK EQUITIES INVESTMENT FIRM S.A		22/10/2006	
HELLENIC AMERICAN SECURITIES S.A.		25/07/2014	
LEON DEPOLAS SECURITIES S.A.		20/05/2015	
MERIT SECURITIES S.A		03/09/2012	
NATIONAL SECURITIES SINGLE MEMBER SA		02/01/1900	
PIRAEUS SECURITIES S. A.		08/09/2008	
OPAP (CR)			Main Market
ALPHA FINANCE INVESTMENT SERVICES SINGLE MEMBER SA		09/01/2006	
EUROBANK EQUITIES INVESTMENT FIRM S.A		22/10/2006	
HELLENIC AMERICAN SECURITIES S.A.		25/07/2014	
MERIT SECURITIES S.A		20/03/2017	
NATIONAL SECURITIES SINGLE MEMBER SA		02/01/1900	
PIRAEUS SECURITIES S. A.		04/05/2015	
OTE (CR)			Main Market
ALPHA FINANCE INVESTMENT SERVICES SINGLE MEMBER SA		09/01/2006	
EUROBANK EQUITIES INVESTMENT FIRM S.A		22/10/2006	
HELLENIC AMERICAN SECURITIES S.A.		25/07/2014	
LEON DEPOLAS SECURITIES S.A.		20/04/2015	
MERIT SECURITIES S.A		20/03/2017	
NATIONAL SECURITIES SINGLE MEMBER SA		02/01/1900	
PIRAEUS SECURITIES S. A.		08/09/2008	
P.P.A. S.A. (CR)			Main Market
EUROBANK EQUITIES INVESTMENT FIRM S.A		06/02/2019	
PAPOUTSANIS (CR)			Main Market
ALPHA FINANCE INVESTMENT SERVICES SINGLE MEMBER SA		19/11/2018	
BETA SECURITIES S.A.		25/11/2013	
EUROBANK EQUITIES INVESTMENT FIRM S.A		06/12/2021	
PETROPOULOS PETROS (CR)			Main Market
EUROBANK EQUITIES INVESTMENT FIRM S.A		01/04/2019	
PANTELAKIS SECURITIES S.A.		16/03/2020	
PIRAEUS FINANCIAL HOLD (CR)			Main Market
ALPHA FINANCE INVESTMENT SERVICES SINGLE MEMBER SA		15/04/2019	
EUROBANK EQUITIES INVESTMENT FIRM S.A		22/10/2006	
EUROXX SECURITIES S.A.		15/02/2016	
HELLENIC AMERICAN SECURITIES S.A.		25/07/2014	
LEON DEPOLAS SECURITIES S.A.		30/11/2018	
MERIT SECURITIES S.A		16/09/2013	
NATIONAL SECURITIES SINGLE MEMBER SA		02/01/1900	
PIRAEUS SECURITIES S. A.		16/02/2009	
PLAISIO COMPUTERS SA (CR)			Main Market
EUROBANK EQUITIES INVESTMENT FIRM S.A		02/03/2015	
PPC (CR)			Main Market
ALPHA FINANCE INVESTMENT SERVICES SINGLE MEMBER SA		09/01/2006	
BETA SECURITIES S.A.		01/02/2021	
EUROBANK EQUITIES INVESTMENT FIRM S.A		22/10/2006	
HELLENIC AMERICAN SECURITIES S.A.		01/09/2014	
MERIT SECURITIES S.A		06/11/2017	
NATIONAL SECURITIES SINGLE MEMBER SA		02/01/1900	
PIRAEUS SECURITIES S. A.		28/09/2009	
PREMIA (CR)			Main Market
BETA SECURITIES S.A.		01/06/2021	
PANTELAKIS SECURITIES S.A.		23/12/2021	

List of Stocks under Market Making operations

Securities	Market Maker	Start Market Making	Stock Category
PROFILE SA (CR)			Main Market
	PANTELAKIS SECURITIES S.A.	01/07/2019	
QUEST HOLDINGS (CR)			Main Market
	BETA SECURITIES S.A.	26/03/2018	
	EUROBANK EQUITIES INVESTMENT FIRM S.A	28/01/2019	
TERNA ENERGY (CR)			Main Market
	BETA SECURITIES S.A.	08/03/2021	
	EUROBANK EQUITIES INVESTMENT FIRM S.A	24/05/2021	
	PIRAEUS SECURITIES S. A.	09/12/2019	
THRACE PLASTICS SA (CR)			Main Market
	ALPHA FINANCE INVESTMENT SERVICES SINGLE MEMBER SA	26/03/2018	
	EUROBANK EQUITIES INVESTMENT FIRM S.A	26/03/2018	
TITAN CEMENT (CB)			Main Market
	BETA SECURITIES S.A.	01/02/2021	
	EUROBANK EQUITIES INVESTMENT FIRM S.A	06/11/2019	
	PIRAEUS SECURITIES S. A.	18/01/2021	
TZIRAKIAN PROFIL (CR)			Main Market
	LEON DEPOLAS SECURITIES S.A.	19/07/2021	
UNIBIOS (CR)			Main Market
	LEON DEPOLAS SECURITIES S.A.	01/02/2021	
VIOHALCO SA/NV (CB)			Main Market
	ALPHA FINANCE INVESTMENT SERVICES SINGLE MEMBER SA	11/03/2008	
	EUROBANK EQUITIES INVESTMENT FIRM S.A	04/03/2014	
	MERIT SECURITIES S.A	17/03/2014	

Underlying Asset				Derivatives Market													
Price max	Price min	Closing price	change	Delivery Month	Open price	Price max	Price min	Last price	Closing price	Last Bid	Last Ask	Fixing price*	Life high	Life low	Trades	Volume	Open Interest
FTSE/Athex Large Cap				(Trade Unit: 1 Index Point x 2€, Cash Settlement)													
2,261.80	2,214.90	2,261.34	2.10%	January 2022	2,230.00	2,263.00	2,228.00	2,263.00	2,263.00	---	---	---	2,263.00	---	219	1,082	2,513
				February 2022	2,226.00	2,254.50	2,225.00	2,254.50	2,254.50	---	---	---	2,254.50	---	12	17	147
				March 2022	---	---	---	---	2,223.25	---	---	---	---	---	---	---	---
				June 2022	---	---	---	---	2,234.25	---	---	---	---	---	---	---	---
				September 2022	---	---	---	---	2,245.50	---	---	---	---	---	---	---	---
				December 2022	---	---	---	---	2,256.75	---	---	---	---	---	---	---	---
FTSE/Athex Banks				(Trade Unit: 1 Index Point x 15€, Cash Settlement)													
638.62	619.34	638.62	3.11%	March 2022	---	---	---	---	622.75	---	---	---	614.75	---	---	---	8
				June 2022	---	---	---	---	624.75	---	---	---	---	---	---	---	---
				September 2022	---	---	---	---	628.00	---	---	---	---	---	---	---	---
				December 2022	---	---	---	---	631.00	---	---	---	---	---	---	---	---

Derivatives notes

Fixing prices and final open positions can be retrieved from the following path <http://www.helex.gr/el/web/guest/statistics-end-of-day-derivatives>

Underlying Asset				Derivatives Market													
Price max	Price min	Closing price	change	Delivery Month	Open price	Price max	Price min	Last price	Closing price	Last Bid	Last Ask	Fixing price*	Life high	Life low	Trades	Volume	Open Interest
ADMIE (IPTO) HOLDING S.A. (CR)				(Contract Size: 100 Securities, Physical Delivery)													
2.545	2.475	2.51	1.21%	March 2022	2.51	2.54	2.50	2.53	2.53	---	---	---	2.55	---	40	183	5,167
				June 2022	---	---	---	---	2.50	---	---	---	---	---	---	---	---
				September 2022	---	---	---	---	2.51	---	---	---	---	---	---	---	---
				December 2022	---	---	---	---	2.53	---	---	---	---	---	---	---	---
ALPHA SERVICES HOLD (CR)				(Contract Size: 100 Securities, Physical Delivery)													
1.2095	1.167	1.206	4.24%	March 2022	1.17	1.22	1.17	1.21	1.21	---	---	---	1.22	---	535	20,300	104,734
				June 2022	1.21	1.23	1.21	1.23	1.23	---	---	---	1.23	---	3	10	101
				September 2022	---	---	---	---	1.17	---	---	---	---	---	---	---	---
				December 2022	---	---	---	---	1.18	---	---	---	---	---	---	---	---
CC HBC AG (CR)				(Contract Size: 100 Securities, Physical Delivery)													
32.02	31.74	31.94	0.50%	March 2022	31.91	31.91	31.81	31.81	31.81	---	---	---	31.91	---	6	23	109
				June 2022	---	---	---	---	32.06	---	---	---	---	---	---	---	---
				September 2022	---	---	---	---	32.22	---	---	---	---	---	---	---	---
				December 2022	---	---	---	---	32.38	---	---	---	---	---	---	---	---
CENERGY HOLDINGS (CB)				(Contract Size: 100 Securities, Physical Delivery)													
3.2	3.105	3.2	2.40%	March 2022	3.12	3.19	3.12	3.19	3.19	---	---	---	3.22	---	33	123	12,103
				June 2022	---	---	---	---	3.15	---	---	---	---	---	---	---	---
				September 2022	---	---	---	---	3.17	---	---	---	---	---	---	---	---
				December 2022	---	---	---	---	3.18	---	---	---	---	---	---	---	---
ELLAKTOR (CR)				(Contract Size: 100 Securities, Physical Delivery)													
1.385	1.325	1.383	3.52%	March 2022	1.35	1.40	1.35	1.39	1.39	---	---	---	1.54	---	43	438	10,832
				June 2022	---	---	---	---	1.35	---	---	---	---	---	---	---	---
				September 2022	---	---	---	---	1.35	---	---	---	---	---	---	---	---
				December 2022	---	---	---	---	1.36	---	---	---	---	---	---	---	---
EUROBANK HOLDINGS (CR)				(Contract Size: 100 Securities, Physical Delivery)													
1.01	0.9868	1.01	2.35%	March 2022	0.972	1.02	0.972	1.01	1.01	---	---	---	1.02	---	113	3,205	25,962
				June 2022	---	---	---	---	0.995	---	---	---	---	---	---	---	---
				September 2022	---	---	---	---	1.00	---	---	---	---	---	---	---	---
				December 2022	---	---	---	---	1.01	---	---	---	---	---	---	---	---
EYDAP S.A. (CR)				(Contract Size: 100 Securities, Physical Delivery)													
7.87	7.62	7.73	-0.90%	March 2022	---	---	---	---	7.91	---	---	---	7.83	---	---	---	467
				June 2022	---	---	---	---	7.87	---	---	---	---	---	---	---	---
				September 2022	---	---	---	---	7.91	---	---	---	---	---	---	---	---
				December 2022	---	---	---	---	7.95	---	---	---	---	---	---	---	---

Derivatives notes

Fixing prices and final open positions can be retrieved from the following path <http://www.helex.gr/el/web/guest/statistics-end-of-day-derivatives>

Underlying Asset				Derivatives Market													
Price max	Price min	Closing price	change	Delivery Month	Open price	Price max	Price min	Last price	Closing price	Last Bid	Last Ask	Fixing price*	Life high	Life low	Trades	Volume	Open Interest
FOURLIS (CR)				(Contract Size: 100 Securities, Physical Delivery)													
4.135	4.075	4.085	-0.73%	March 2022	4.13	4.16	4.12	4.16	4.16	---	---	---	4.18	---	83	234	3,713
				June 2022	---	---	---	---	4.18	---	---	---	4.14	---	---	---	50
				September 2022	---	---	---	---	4.17	---	---	---	---	---	---	---	---
				December 2022	---	---	---	---	4.19	---	---	---	---	---	---	---	---
GEK TERNA (CR)				(Contract Size: 100 Securities, Physical Delivery)													
9.7	9.58	9.61	0.10%	March 2022	9.69	9.71	9.63	9.67	9.67	---	---	---	9.92	---	31	183	6,813
				June 2022	---	---	---	---	9.68	---	---	---	---	---	---	---	---
				September 2022	---	---	---	---	9.73	---	---	---	---	---	---	---	---
				December 2022	---	---	---	---	9.78	---	---	---	---	---	---	---	---
HELLENIC EXCHANGES-A.S.E. (CR)				(Contract Size: 100 Securities, Physical Delivery)													
3.85	3.73	3.85	2.80%	March 2022	3.85	3.88	3.85	3.87	3.87	---	---	---	3.88	---	17	54	937
				June 2022	---	---	---	---	3.78	---	---	---	---	---	---	---	---
				September 2022	---	---	---	---	3.80	---	---	---	---	---	---	---	---
				December 2022	---	---	---	---	3.82	---	---	---	---	---	---	---	---
HELLENIC PETROLEUM (CR)				(Contract Size: 100 Securities, Physical Delivery)													
6.46	6.28	6.46	2.54%	March 2022	6.32	6.47	6.32	6.47	6.47	---	---	---	6.47	---	26	48	1,963
				June 2022	---	---	---	---	6.36	---	---	---	---	---	---	---	---
				September 2022	---	---	---	---	6.39	---	---	---	---	---	---	---	---
				December 2022	---	---	---	---	6.42	---	---	---	---	---	---	---	---
INTRACOM HOLDINGS (CR)				(Contract Size: 100 Securities, Physical Delivery)													
1.826	1.78	1.81	2.26%	March 2022	1.82	1.85	1.80	1.83	1.83	---	---	---	2.14	---	56	271	6,642
				June 2022	---	---	---	---	1.79	---	---	---	---	---	---	---	---
				September 2022	---	---	---	---	1.79	---	---	---	---	---	---	---	---
				December 2022	---	---	---	---	1.80	---	---	---	---	---	---	---	---
JUMBO SA (CR)				(Contract Size: 100 Securities, Physical Delivery)													
13.64	13.17	13.64	3.65%	March 2022	12.89	13.36	12.89	13.34	13.34	---	---	---	13.36	---	113	226	2,000
				June 2022	---	---	---	---	13.28	---	---	---	---	---	---	---	---
				September 2022	---	---	---	---	13.34	---	---	---	---	---	---	---	---
				December 2022	---	---	---	---	13.41	---	---	---	---	---	---	---	---
LAMDA DEVELOPMENT SA (CR)				(Contract Size: 100 Securities, Physical Delivery)													
7.35	7.13	7.35	2.65%	March 2022	7.16	7.38	7.16	7.38	7.38	---	---	---	7.58	---	45	120	5,912
				June 2022	---	---	---	---	7.17	---	---	---	7.07	---	---	---	340
				September 2022	---	---	---	---	7.26	---	---	---	---	---	---	---	---
				December 2022	---	---	---	---	7.30	---	---	---	---	---	---	---	---

Derivatives notes

Fixing prices and final open positions can be retrieved from the following path <http://www.helex.gr/el/web/guest/statistics-end-of-day-derivatives>

Underlying Asset				Derivatives Market													
Price max	Price min	Closing price	change	Delivery Month	Open price	Price max	Price min	Last price	Closing price	Last Bid	Last Ask	Fixing price*	Life high	Life low	Trades	Volume	Open Interest
MARFIN INVESTMENT GROUP (CR)				(Contract Size: 100 Securities, Physical Delivery)													
0.0335	0.0309	0.033	6.80%	March 2022	0.032	0.033	0.032	0.033	0.033	---	---	---	0.036	---	8	600	26,291
				June 2022	---	---	---	---	0.031	---	---	---	---	---	---	---	---
				September 2022	---	---	---	---	0.031	---	---	---	---	---	---	---	---
				December 2022	---	---	---	---	0.031	---	---	---	---	---	---	---	---
MOTOR OIL (CR)				(Contract Size: 100 Securities, Physical Delivery)													
14.42	14	14.42	2.13%	March 2022	14.14	14.50	14.14	14.50	14.50	---	---	---	14.50	---	42	55	2,366
				June 2022	---	---	---	---	14.24	---	---	---	---	---	---	---	---
				September 2022	---	---	---	---	14.32	---	---	---	---	---	---	---	---
				December 2022	---	---	---	---	14.39	---	---	---	---	---	---	---	---
MYTILINEOS (CR)				(Contract Size: 100 Securities, Physical Delivery)													
15.26	15.08	15.22	0.40%	March 2022	15.20	15.35	15.15	15.29	15.29	---	---	---	16.25	---	60	141	5,677
				June 2022	---	---	---	---	15.29	---	---	---	---	---	---	---	---
				September 2022	---	---	---	---	15.37	---	---	---	---	---	---	---	---
				December 2022	---	---	---	---	15.45	---	---	---	---	---	---	---	---
NATIONAL BANK (CR)				(Contract Size: 100 Securities, Physical Delivery)													
3.189	3.1	3.175	2.75%	March 2022	3.14	3.19	3.10	3.18	3.18	---	---	---	3.19	---	268	4,975	25,708
				June 2022	---	---	---	---	3.12	---	---	---	---	---	---	---	---
				September 2022	---	---	---	---	3.13	---	---	---	---	---	---	---	---
				December 2022	---	---	---	---	3.15	---	---	---	---	---	---	---	---
OPAP (CR)				(Contract Size: 100 Securities, Physical Delivery)													
12.98	12.61	12.95	2.94%	March 2022	12.78	13.01	12.76	12.95	12.95	---	---	---	13.30	---	39	262	1,920
				June 2022	---	---	---	---	12.62	---	---	---	12.60	---	---	---	30
				September 2022	---	---	---	---	12.75	---	---	---	---	---	---	---	---
				December 2022	---	---	---	---	12.82	---	---	---	---	---	---	---	---
OTE (CR)				(Contract Size: 100 Securities, Physical Delivery)													
17.015	16.37	16.75	2.13%	March 2022	16.57	17.00	16.57	16.73	16.73	---	---	---	17.00	---	51	143	1,294
				June 2022	---	---	---	---	16.54	---	---	---	---	---	---	---	---
				September 2022	---	---	---	---	16.63	---	---	---	---	---	---	---	---
				December 2022	---	---	---	---	16.71	---	---	---	---	---	---	---	---
P.P.A. S.A. (CR)				(Contract Size: 100 Securities, Physical Delivery)													
17.42	17.2	17.38	-0.12%	March 2022	17.36	17.38	17.36	17.36	17.36	---	---	---	18.15	---	4	4	579
				June 2022	---	---	---	---	17.55	---	---	---	---	---	---	---	---
				September 2022	---	---	---	---	17.64	---	---	---	---	---	---	---	---
				December 2022	---	---	---	---	17.73	---	---	---	---	---	---	---	---

Derivatives notes

Fixing prices and final open positions can be retrieved from the following path <http://www.helex.gr/el/web/guest/statistics-end-of-day-derivatives>

Underlying Asset				Derivatives Market													
Price max	Price min	Closing price	change	Delivery Month	Open price	Price max	Price min	Last price	Closing price	Last Bid	Last Ask	Fixing price*	Life high	Life low	Trades	Volume	Open Interest
PIRAEUS FINANCIAL HOLD (CR)				(Contract Size: 100 Securities, Physical Delivery)													
1.4	1.374	1.397	2.87%	March 2022	1.35	1.41	1.35	1.41	1.41	---	---	---	1.41	---	137	2,992	38,564
				June 2022	---	---	---	---	1.37	---	---	---	---	---	---	---	---
				September 2022	---	---	---	---	1.38	---	---	---	---	---	---	---	---
				December 2022	---	---	---	---	1.38	---	---	---	---	---	---	---	---
PPC (CR)				(Contract Size: 100 Securities, Physical Delivery)													
9.155	8.925	9.155	2.75%	March 2022	9.06	9.23	9.00	9.23	9.23	---	---	---	10.69	---	147	824	17,002
				June 2022	---	---	---	---	8.99	---	---	---	---	---	---	---	---
				September 2022	---	---	---	---	9.03	---	---	---	---	---	---	---	---
				December 2022	---	---	---	---	9.08	---	---	---	---	---	---	---	---
TERNA ENERGY (CR)				(Contract Size: 100 Securities, Physical Delivery)													
13.44	13.24	13.28	-0.15%	March 2022	13.36	13.40	13.33	13.33	13.33	---	---	---	13.89	---	18	27	1,385
				June 2022	---	---	---	---	13.42	---	---	---	---	---	---	---	---
				September 2022	---	---	---	---	13.48	---	---	---	---	---	---	---	---
				December 2022	---	---	---	---	13.55	---	---	---	---	---	---	---	---
TITAN CEMENT (CB)				(Contract Size: 100 Securities, Physical Delivery)													
14.3	14.2	14.3	0.42%	March 2022	14.24	14.37	14.24	14.28	14.28	---	---	---	15.10	---	17	28	1,668
				June 2022	---	---	---	---	14.36	---	---	---	---	---	---	---	---
				September 2022	---	---	---	---	14.44	---	---	---	---	---	---	---	---
				December 2022	---	---	---	---	14.51	---	---	---	---	---	---	---	---
VIOHALCO SA/NV (CB)				(Contract Size: 100 Securities, Physical Delivery)													
4.64	4.56	4.64	1.98%	March 2022	4.60	4.66	4.60	4.66	4.66	---	---	---	4.76	---	29	111	8,087
				June 2022	---	---	---	---	4.59	---	---	---	---	---	---	---	---
				September 2022	---	---	---	---	4.61	---	---	---	---	---	---	---	---
				December 2022	---	---	---	---	4.64	---	---	---	---	---	---	---	---

Derivatives notes

Fixing prices and final open positions can be retrieved from the following path <http://www.helex.gr/el/web/guest/statistics-end-of-day-derivatives>

FTSE/Athex Large Cap

(Trade Unit: 1 Index Point x 2€ - Exercise Style: European, Cash Settlement)

Exercise Price	Call Options														Put Options																		
	January 2022							February 2022							Other Months		January 2022							February 2022							Other Months		Exercise Price
	Open price	Price max	Price min	Last price	Closing price	Volume	Open Interest	Open price	Price max	Price min	Last price	Closing price	Volume	Open Interest	Volume	Open Interest	Open price	Price max	Price min	Last price	Closing price	Volume	Open Interest	Open price	Price max	Price min	Last price	Closing price	Volume	Open Interest	Volume	Open Interest	
1,875	-	-	-	-	-	-	-	-	-	-	-	-	-	-	-	-	-	-	-	-	-	-	-	-	-	-	-	-	-	-	-	-	
1,900	0.00	0.00	0.00	-	311.00	-	-	0.00	0.00	0.00	-	310.00	-	-	-	0.00	0.00	0.00	-	0.01	-	1	0.00	0.00	0.00	-	0.87	-	-	-	-	1,900	
1,925	0.00	0.00	0.00	-	286.00	-	-	0.00	0.00	0.00	-	286.00	-	-	-	0.00	0.00	0.00	-	0.05	-	-	0.00	0.00	0.00	-	1.40	-	-	-	-	1,925	
1,950	0.00	0.00	0.00	-	261.00	-	-	0.00	0.00	0.00	-	262.00	-	-	-	0.00	0.00	0.00	-	0.01	-	7	0.00	0.00	0.00	-	2.30	-	-	-	-	1,950	
1,975	0.00	0.00	0.00	-	236.00	-	-	0.00	0.00	0.00	-	238.00	-	-	-	0.00	0.00	0.00	-	0.03	-	-	0.00	0.00	0.00	-	3.60	-	-	-	-	1,975	
2,000	0.00	0.00	0.00	-	211.00	-	-	0.00	0.00	0.00	-	215.00	-	-	-	0.00	0.00	0.00	-	0.10	-	103	0.00	0.00	0.00	-	5.40	-	-	-	-	2,000	
2,050	0.00	0.00	0.00	-	162.00	-	30	0.00	0.00	0.00	-	171.00	-	-	-	0.00	0.00	0.00	-	0.68	-	20	0.00	0.00	0.00	-	11.25	-	-	-	-	2,050	
2,100	0.00	0.00	0.00	-	114.00	-	1	0.00	0.00	0.00	-	131.00	-	60	-	3.00	0.00	3.00	3.00	3.00	2	158	0.00	0.00	0.00	-	21.00	-	44	-	-	2,100	
2,150	0.00	0.00	0.00	-	72.00	-	35	0.00	0.00	0.00	-	96.50	-	-	-	0.00	0.00	0.00	-	11.00	-	87	28.00	28.00	28.00	28.00	28.00	1	-	-	-	2,150	
2,200	49.25	65.00	49.25	65.00	65.00	13	45	0.00	0.00	0.00	-	67.50	-	20	-	0.00	65.00	0.00	-	28.00	-	60	0.00	0.00	0.00	-	57.50	-	-	-	-	2,200	
2,250	0.00	0.00	0.00	-	17.50	-	38	0.00	0.00	0.00	-	45.25	-	2	-	35.00	0.00	35.00	35.00	35.00	14	20	65.00	65.00	65.00	65.00	65.00	1	21	-	-	2,250	
2,300	12.00	12.00	12.00	12.00	12.00	3	-	43.75	43.75	43.75	43.75	43.75	1	-	-	0.00	12.00	0.00	-	95.50	-	-	99.50	99.50	99.50	99.50	99.50	20	-	-	-	2,300	
2,350	0.00	0.00	0.00	-	1.90	-	-	0.00	0.00	0.00	-	17.25	-	-	-	0.00	0.00	0.00	-	141.00	-	-	0.00	0.00	0.00	-	157.00	-	-	-	-	2,350	
2,400	0.00	0.00	0.00	-	0.46	-	-	0.00	0.00	0.00	-	9.90	-	-	-	0.00	0.00	0.00	-	189.00	-	-	0.00	0.00	0.00	-	199.00	-	-	-	-	2,400	
2,450	0.00	0.00	0.00	-	0.09	-	-	0.00	0.00	0.00	-	5.40	-	-	-	0.00	0.00	0.00	-	239.00	-	-	0.00	0.00	0.00	-	245.00	-	-	-	-	2,450	
2,500	-	-	-	-	-	-	-	-	-	-	-	-	-	-	-	-	-	-	-	-	-	-	-	-	-	-	-	-	-	-	-	2,500	
Totals:						16	149					1	82	0	0						16	456					22	65	0	0			
Number of Trades:							5						1		0							2						3		0			

ALPHA SERVICES HOLD (CR)

(Contract Size: 100 Securities, Exercise Style: American, Physical Delivery)

Call Options															Put Options												
January 2022															February 2022										Other Months		
Exercise Price	Open price	Price max	Price min	Last price	Closing price	Volume	Open Interest	Open price	Price max	Price min	Last price	Closing price	Volume	Open Interest	Volume	Open Interest	Open price	Price max	Price min	Last price	Closing price	Volume	Open Interest	Volume	Open Interest	Exercise Price	
0.650						-	-										-	-									0.007
0.700						-	-										-	-									0.007
0.750	0.000	0.000	0.000		0.410	-	-	0.000	0.000	0.000		0.412	-	-			0.000	0.000	0.000		0.001	-	-	0.000	0.000	0.000	0.008
0.800	0.000	0.000	0.000		0.361	-	-	0.000	0.000	0.000		0.362	-	-			0.000	0.000	0.000		0.001	-	-	0.000	0.000	0.000	0.008
0.850	0.000	0.000	0.000		0.311	-	-	0.000	0.000	0.000		0.313	-	-			0.000	0.000	0.000		0.001	-	-	0.000	0.000	0.000	0.009
0.900	0.000	0.000	0.000		0.262	-	-	0.000	0.000	0.000		0.264	-	-			0.000	0.000	0.000		0.001	-	-	0.000	0.000	0.000	0.009
0.950	0.000	0.000	0.000		0.214	-	-	0.000	0.000	0.000		0.217	-	-			0.000	0.000	0.000		0.003	-	-	0.000	0.000	0.000	0.010
1.000	0.000	0.000	0.000		0.169	-	-	0.000	0.000	0.000		0.174	-	10			0.000	0.000	0.000		0.008	-	-	0.000	0.000	0.000	0.010
1.100	0.000	0.000	0.000		0.093	-	-	0.000	0.000	0.000		0.100	-	-			0.000	0.000	0.000		0.032	-	-	0.000	0.000	0.000	0.011
1.200	0.000	0.000	0.000		0.042	-	-	0.000	0.000	0.000		0.050	-	-			0.000	0.000	0.000		0.082	-	-	0.000	0.000	0.000	0.012
1.300	0.000	0.000	0.000		0.016	-	-	0.000	0.000	0.000		0.022	-	-			0.000	0.000	0.000		0.155	-	-	0.000	0.000	0.000	0.013
1.400	0.000	0.000	0.000		0.005	-	-	0.000	0.000	0.000		0.008	-	-			0.000	0.000	0.000		0.244	-	-	0.000	0.000	0.000	0.014
1.500	0.000	0.000	0.000		0.001	-	-	0.000	0.000	0.000		0.003	-	-			0.000	0.000	0.000		0.341	-	-	0.000	0.000	0.000	0.015
1.600	0.000	0.000	0.000		0.001	-	-	0.000	0.000	0.000		0.001	-	-			0.000	0.000	0.000		0.440	-	-	0.000	0.000	0.000	0.016
1.700	0.000	0.000	0.000		0.001	-	-	0.000	0.000	0.000		0.001	-	-			0.000	0.000	0.000		0.540	-	-	0.000	0.000	0.000	0.017
1.800						-	-										-	-									0.018
Totals:						0	0					0	10		0	0					0	0		0	0		
Number of Trades:						0						0			0		0.00				0			0			

NATIONAL BANK (CR)

(Contract Size: 100 Securities, Exercise Style: American, Physical Delivery)

Call Options																Put Options																	
Exercise Price	January 2022							February 2022							Other Months		January 2022					February 2022					Other Months		Exercise Price				
	Open price	Price max	Price min	Last price	Closing price	Volume	Open Interest	Open price	Price max	Price min	Last price	Closing price	Volume	Open Interest	Volume	Open Interest	Open price	Price max	Price min	Last price	Closing price	Volume	Open Interest	Open price	Price max	Price min	Last price	Closing price		Volume	Open Interest	Volume	Open Interest
1.600						-	-									-	-																0.016
1.700						-	-									-	-																0.017
1.800	0.000	0.000	0.000		1.29	-	-	0.000	0.000	0.000		1.29	-	-		0.000	0.000	0.000		0.001	-	-		0.000	0.000	0.000		0.001	-	-		0.018	
1.900	0.000	0.000	0.000		1.19	-	-	0.000	0.000	0.000		1.19	-	-		0.000	0.000	0.000		0.001	-	-		0.000	0.000	0.000		0.001	-	-		0.019	
2.000	0.000	0.000	0.000		1.09	-	-	0.000	0.000	0.000		1.09	-	-		0.000	0.000	0.000		0.001	-	-		0.000	0.000	0.000		0.001	-	-		0.020	
2.200	0.000	0.000	0.000		0.891	-	-	0.000	0.000	0.000		0.895	-	-		0.000	0.000	0.000		0.001	-	-		0.000	0.000	0.000		0.001	-	-		0.022	
2.400	0.000	0.000	0.000		0.691	-	-	0.000	0.000	0.000		0.696	-	-		0.000	0.000	0.000		0.001	-	-		0.000	0.000	0.000		0.001	-	-		0.024	
2.600	0.000	0.000	0.000		0.492	-	-	0.000	0.000	0.000		0.503	-	-		0.000	0.000	0.000		0.001	-	-		0.000	0.000	0.000		0.007	-	-		0.026	
2.800	0.000	0.000	0.000		0.299	-	7	0.000	0.000	0.000		0.327	-	-		0.000	0.000	0.000		0.008	-	-		0.000	0.000	0.000		0.031	-	-		0.028	
3.000	0.000	0.000	0.000		0.140	-	-	0.000	0.000	0.000		0.187	-	-		0.000	0.000	0.000		0.048	-	-		0.000	0.000	0.000		0.090	-	-		0.030	
3.200	0.000	0.000	0.000		0.045	-	-	0.000	0.000	0.000		0.092	-	-		0.000	0.000	0.000		0.154	-	-		0.000	0.000	0.000		0.196	-	-		0.032	
3.400	0.000	0.000	0.000		0.010	-	-	0.000	0.000	0.000		0.039	-	-		0.000	0.000	0.000		0.318	-	-		0.000	0.000	0.000		0.343	-	-		0.034	
3.600	0.000	0.000	0.000		0.001	-	-	0.000	0.000	0.000		0.014	-	-		0.000	0.000	0.000		0.510	-	-		0.000	0.000	0.000		0.519	-	-		0.036	
3.800	0.000	0.000	0.000		0.001	-	-	0.000	0.000	0.000		0.005	-	-		0.000	0.000	0.000		0.710	-	-		0.000	0.000	0.000		0.711	-	-		0.038	
4.000	0.000	0.000	0.000		0.001	-	-	0.000	0.000	0.000		0.001	-	-		0.000	0.000	0.000		0.910	-	-		0.000	0.000	0.000		0.910	-	-		0.040	
Totals:						0	7					0	0		0	0							0	0					0	0		300	
Number of Trades:						0						0		0		0.00							0					0		0			

OPAP (CR)

(Contract Size: 100 Securities, Exercise Style: American, Physical Delivery)

Exercise Price	Call Options													Put Options																			
	January 2022					February 2022					Other Months			January 2022					February 2022					Other Months									
	Open price	Price max	Price min	Last price	Closing price	Volume	Open Interest	Open price	Price max	Price min	Last price	Closing price	Volume	Open Interest	Volume	Open Interest	Open price	Price max	Price min	Last price	Closing price	Volume	Open Interest	Open price	Price max	Price min	Last price	Closing price	Volume	Open Interest	Volume	Open Interest	Exercise Price
8.400						-	-						-	-									-	-								0.084	
8.800	0.000	0.000	0.000		3.79	-	-	0.000	0.000	0.000		3.80	-	-			0.000	0.000	0.000		0.001	-	-	0.000	0.000	0.000		0.001	-	-		0.088	
9.200	0.000	0.000	0.000		3.39	-	-	0.000	0.000	0.000		3.40	-	-			0.000	0.000	0.000		0.001	-	-	0.000	0.000	0.000		0.001	-	-		0.092	
9.600	0.000	0.000	0.000		2.99	-	-	0.000	0.000	0.000		3.00	-	-			0.000	0.000	0.000		0.001	-	-	0.000	0.000	0.000		0.001	-	-		0.096	
10.000	0.000	0.000	0.000		2.59	-	-	0.000	0.000	0.000		2.60	-	-			0.000	0.000	0.000		0.001	-	-	0.000	0.000	0.000		0.001	-	-		0.100	
11.000	0.000	0.000	0.000		1.59	-	-	0.000	0.000	0.000		1.62	-	-			0.000	0.000	0.000		0.001	-	5	0.000	0.000	0.000		0.021	-	-		0.110	
12.000	0.000	0.000	0.000		0.637	-	-	0.000	0.000	0.000		0.779	-	-			0.000	0.000	0.000		0.050	-	30	0.000	0.000	0.000		0.174	-	-		0.120	
13.000	0.000	0.000	0.000		0.092	-	20	0.295	0.295	0.295	0.295	0.295	11	5			0.000	0.000	0.000		0.505	-	-	0.000	0.000	0.000		0.654	-	-		0.130	
14.000	0.000	0.000	0.000		0.003	-	-	0.057	0.057	0.057	0.057	0.057	100	100			0.000	0.000	0.000		1.42	-	-	0.000	0.000	0.000		1.46	-	-		0.140	
15.000	0.000	0.000	0.000		0.001	-	-	0.000	0.000	0.000		0.008	-	-			0.000	0.000	0.000		2.42	-	-	0.000	0.000	0.000		2.42	-	-		0.150	
16.000	0.000	0.000	0.000		0.001	-	-	0.000	0.000	0.000		0.001	-	-			0.000	0.000	0.000		3.42	-	-	0.000	0.000	0.000		3.42	-	-		0.160	
17.000	0.000	0.000	0.000		0.001	-	-	0.000	0.000	0.000		0.001	-	-			0.000	0.000	0.000		4.42	-	-	0.000	0.000	0.000		4.42	-	-		0.170	
18.000	0.000	0.000	0.000		0.001	-	-	0.000	0.000	0.000		0.001	-	-			0.000	0.000	0.000		5.42	-	-	0.000	0.000	0.000		5.42	-	-		0.180	
19.000	0.000	0.000	0.000		0.001	-	-						-	-			0.000	0.000	0.000		6.42	-	-								0.190		
Totals:						0	20						111	105	0	0							0	35					0	11	0	0	
Number of Trades:						0							3		0								0.00						0		0		

OTE (CR)

(Contract Size: 100 Securities, Exercise Style: American, Physical Delivery)

Exercise Price	Call Options														Put Options														Exercise Price			
	January 2022					February 2022					Other Months				January 2022					February 2022					Other Months							
	Open price	Price max	Price min	Last price	Closing price	Volume	Open Interest	Open price	Price max	Price min	Last price	Closing price	Volume	Open Interest	Volume	Open Interest	Open price	Price max	Price min	Last price	Closing price	Volume	Open Interest	Open price	Price max	Price min	Last price	Closing price		Volume	Open Interest	Volume
9.200						-	-						-	-								-	-									0.092
9.600						-	-						-	-								-	-									0.096
10.000	0.000	0.000	0.000		6.41	-	-	0.000	0.000	0.000		6.42	-	-			0.000	0.000	0.000		0.001	-	-	0.000	0.000	0.000		0.001	-	-	0.100	
11.000	0.000	0.000	0.000		5.41	-	-	0.000	0.000	0.000		5.42	-	-			0.000	0.000	0.000		0.001	-	-	0.000	0.000	0.000		0.001	-	-	0.110	
12.000	0.000	0.000	0.000		4.41	-	-	0.000	0.000	0.000		4.43	-	-			0.000	0.000	0.000		0.001	-	-	0.000	0.000	0.000		0.001	-	-	0.120	
13.000	0.000	0.000	0.000		3.41	-	-	0.000	0.000	0.000		3.43	-	-			0.000	0.000	0.000		0.001	-	-	0.000	0.000	0.000		0.001	-	-	0.130	
14.000	0.000	0.000	0.000		2.41	-	-	0.000	0.000	0.000		2.44	-	-			0.000	0.000	0.000		0.002	-	-	0.000	0.000	0.000		0.009	-	-	0.140	
15.000	0.000	0.000	0.000		1.41	-	-	0.000	0.000	0.000		1.51	-	-			0.000	0.000	0.000		0.004	-	5	0.000	0.000	0.000		0.077	-	-	0.150	
16.000	0.000	0.000	0.000		0.526	-	-	0.000	0.000	0.000		0.759	-	5			0.000	0.000	0.000		0.117	-	5	0.000	0.000	0.000		0.326	-	-	0.160	
17.000	0.000	0.000	0.000		0.080	-	5	0.000	0.000	0.000		0.297	-	21			0.000	0.000	0.000		0.672	-	-	0.000	0.000	0.000		0.865	-	-	0.170	
18.000	0.000	0.000	0.000		0.004	-	5	0.000	0.000	0.000		0.085	-	10			0.000	0.000	0.000		1.60	-	-	0.000	0.000	0.000		1.66	-	-	0.180	
19.000	0.000	0.000	0.000		0.001	-	-	0.000	0.000	0.000		0.019	-	-			0.000	0.000	0.000		2.60	-	-	0.000	0.000	0.000		2.60	-	-	0.190	
20.000	0.000	0.000	0.000		0.001	-	-	0.000	0.000	0.000		0.003	-	-			0.000	0.000	0.000		3.60	-	-	0.000	0.000	0.000		3.60	-	-	0.200	
22.000	0.000	0.000	0.000		0.001	-	-	0.000	0.000	0.000		0.001	-	-			0.000	0.000	0.000		5.60	-	-	0.000	0.000	0.000		5.60	-	-	0.220	
24.000	0.000	0.000	0.000		0.001	-	-	0.000	0.000	0.000		0.001	-	-			0.000	0.000	0.000		7.60	-	-	0.000	0.000	0.000		7.60	-	-	0.240	
Totals:						0	10					0	36	0	0						0	10					0	10	0	0		
Number of Trades:						0						0		0							0.00						0		0			

PIRAEUS FINANCIAL HOLD (CR)

(Contract Size: 100 Securities, Exercise Style: American, Physical Delivery)

Exercise Price	Call Options														Put Options																		
	January 2022							February 2022							Other Months		January 2022							February 2022							Other Months		Exercise Price
	Open price	Price max	Price min	Last price	Closing price	Volume	Open Interest	Open price	Price max	Price min	Last price	Closing price	Volume	Open Interest	Volume	Open Interest	Open price	Price max	Price min	Last price	Closing price	Volume	Open Interest	Open price	Price max	Price min	Last price	Closing price	Volume	Open Interest	Volume	Open Interest	
0.150						-	-							-	-																		
0.200						-	-							-	-																		0.002
0.250						-	-							-	-																		0.003
0.300						-	-							-	-																		0.003
0.350						-	-							-	-																		0.004
0.400						-	-							-	-																		0.004
0.450						-	-							-	-																		0.005
0.500						-	-							-	-																		0.005
0.550						-	-							-	-																		0.006
0.600						-	-							-	-																		0.006
0.650						-	-							-	-																		0.007
0.700						-	-							-	-																		0.007
0.750						-	-							-	-																		0.008
0.800						-	-							-	-																		0.008
0.900	0.000	0.000	0.000		0.461	-	-	0.000	0.000	0.000		0.462	-	-		0.000	0.000	0.000		0.001	-	-	0.000	0.000	0.000		0.001	-	-		0.009		
0.950	0.000	0.000	0.000		0.411	-	-	0.000	0.000	0.000		0.412	-	-		0.000	0.000	0.000		0.001	-	-	0.000	0.000	0.000		0.001	-	-		0.010		
1.000	0.000	0.000	0.000		0.361	-	-	0.000	0.000	0.000		0.363	-	-		0.000	0.000	0.000		0.001	-	-	0.000	0.000	0.000		0.001	-	-		0.010		
1.100	0.000	0.000	0.000		0.262	-	-	0.000	0.000	0.000		0.266	-	-		0.000	0.000	0.000		0.001	-	-	0.000	0.000	0.000		0.003	-	-		0.011		
1.200	0.000	0.000	0.000		0.169	-	-	0.000	0.000	0.000		0.177	-	-		0.000	0.000	0.000		0.008	-	-	0.000	0.000	0.000		0.014	-	-		0.012		
1.300	0.000	0.000	0.000		0.093	-	-	0.000	0.000	0.000		0.105	-	5		0.000	0.000	0.000		0.032	-	-	0.000	0.000	0.000		0.042	-	-		0.013		
1.400	0.000	0.000	0.000		0.042	-	-	0.000	0.000	0.000		0.054	-	-		0.000	0.000	0.000		0.081	-	-	0.000	0.000	0.000		0.091	-	-		0.014		
1.500	0.000	0.000	0.000		0.015	-	-	0.000	0.000	0.000		0.025	-	-		0.000	0.000	0.000		0.155	-	-	0.000	0.000	0.000		0.162	-	-		0.015		
1.600	0.000	0.000	0.000		0.005	-	-	0.000	0.000	0.000		0.010	-	-		0.000	0.000	0.000		0.244	-	-	0.000	0.000	0.000		0.248	-	-		0.016		
1.700	0.000	0.000	0.000		0.001	-	-	0.000	0.000	0.000		0.003	-	-		0.000	0.000	0.000		0.341	-	-	0.000	0.000	0.000		0.342	-	-		0.017		
1.800	0.000	0.000	0.000		0.001	-	-	0.000	0.000	0.000		0.001	-	-		0.000	0.000	0.000		0.440	-	-	0.000	0.000	0.000		0.440	-	-		0.018		
1.900	0.000	0.000	0.000		0.001	-	-	0.000	0.000	0.000		0.001	-	-		0.000	0.000	0.000		0.540	-	-	0.000	0.000	0.000		0.540	-	-		0.019		
2.000	0.000	0.000	0.000		0.007	-	-	0.000	0.000	0.000		0.001	-	-		0.000	0.000	0.000		0.640	-	-	0.000	0.000	0.000		0.640	-	-		0.020		
2.200						-	-							-	-																	0.022	
2.400						-	-							-	-																	0.024	
2.600						-	-							-	-																	0.026	
2.800						-	-							-	-																	0.028	
3.000						-	-							-	-																	0.030	
3.200						-	-							-	-																	0.032	
3.400						-	-							-	-																	0.034	
3.600						-	-							-	-																	0.036	
3.800						-	-							-	-																	0.038	

PIRAEUS FINANCIAL HOLD (CR)

(Contract Size: 100 Securities, Exercise Style: American, Physical Delivery)

Call Options																Put Options																									
Exercise Price	January 2022							February 2022							Other Months		January 2022					February 2022					Other Months		Exercise Price												
	Open price	Price max	Price min	Last price	Closing price	Volume	Open Interest	Open price	Price max	Price min	Last price	Closing price	Volume	Open Interest	Volume	Open Interest	Open price	Price max	Price min	Last price	Closing price	Volume	Open Interest	Open price	Price max	Price min	Last price	Closing price		Volume	Open Interest	Volume	Open Interest								
4.000						-	-						-	-									-	-							-	-									0.040
4.400						-	-						-	-									-	-							-	-									0.044
4.800						-	-						-	-									-	-							-	-									0.048
5.200						-	-						-	-									-	-							-	-									0.052
5.600						-	-						-	-									-	-							-	-									0.056
6.000						-	-						-	-									-	-							-	-									0.060
6.400						-	-						-	-									-	-							-	-									0.064
6.800						-	-						-	-									-	-							-	-									0.068
Totals:						0	0						0	5	0	0							0	0							0	0	0	0							
Number of Trades:						0							0		0	0							0.00								0		0								

PPC (CR)

(Contract Size: 100 Securities, Exercise Style: American, Physical Delivery)

Call Options														Put Options																		
January 2022							February 2022							Other Months		January 2022							February 2022							Other Months		Exercise Price
Open price	Price max	Price min	Last price	Closing price	Volume	Open Interest	Open price	Price max	Price min	Last price	Closing price	Volume	Open Interest	Volume	Open Interest	Open price	Price max	Price min	Last price	Closing price	Volume	Open Interest	Open price	Price max	Price min	Last price	Closing price	Volume	Open Interest	Volume	Open Interest	
6.000					-	-						-	-									-	-									0.060
6.400					-	-						-	-									-	-									0.064
6.800	0.000	0.000	0.000		2.11	-	-	0.000	0.000	0.000		2.13	-	-	0.000	0.000	0.000		0.001	-	-	0.000	0.000	0.000		0.007	-	-			0.068	
7.200	0.000	0.000	0.000		1.71	-	-	0.000	0.000	0.000		1.75	-	-	0.000	0.000	0.000		0.001	-	-	0.000	0.000	0.000		0.024	-	-			0.072	
7.600	0.000	0.000	0.000		1.32	-	-	0.000	0.000	0.000		1.39	-	-	0.000	0.000	0.000		0.002	-	-	0.000	0.000	0.000		0.060	-	-			0.076	
8.000	0.000	0.000	0.000		0.931	-	-	0.000	0.000	0.000		1.06	-	-	0.000	0.000	0.000		0.016	-	-	0.000	0.000	0.000		0.130	-	-			0.080	
8.400	0.000	0.000	0.000		0.583	-	-	0.000	0.000	0.000		0.773	-	-	0.000	0.000	0.000		0.068	-	-	0.000	0.000	0.000		0.245	-	-			0.084	
8.800	0.000	0.000	0.000		0.313	-	5	0.000	0.000	0.000		0.539	-	-	0.000	0.000	0.000		0.198	-	23	0.000	0.000	0.000		0.411	-	-			0.088	
9.200	0.160	0.160	0.160	0.160	0.160	15	190	0.000	0.000	0.000		0.358	-	10	0.000	0.000	0.000		0.425	-	56	0.000	0.000	0.000		0.630	-	-			0.092	
9.600	0.000	0.000	0.000		0.051	-	10	0.257	0.257	0.257	0.257	0.257	10	40	0.000	0.000	0.000		0.736	-	-	0.000	0.000	0.000		0.898	-	-			0.096	
10.000	0.000	0.000	0.000		0.015	-	17	0.000	0.000	0.000		0.137	-	-	0.000	0.000	0.000		1.10	-	-	0.000	0.000	0.000		1.21	-	-			0.100	
11.000	0.000	0.000	0.000		0.001	-	51	0.000	0.000	0.000		0.033	-	-	0.000	0.000	0.000		2.09	-	-	0.000	0.000	0.000		2.11	-	-			0.110	
12.000	0.000	0.000	0.000		0.001	-	-	0.000	0.000	0.000		0.006	-	-	0.000	0.000	0.000		3.09	-	-	0.000	0.000	0.000		3.09	-	-			0.120	
13.000	0.000	0.000	0.000		0.001	-	-	0.000	0.000	0.000		0.001	-	-	0.000	0.000	0.000		4.09	-	-	0.000	0.000	0.000		4.09	-	-			0.130	
14.000	0.000	0.000	0.000		0.002	-	-	0.000	0.000	0.000		0.001	-	-	0.000	0.000	0.000		5.09	-	-	0.000	0.000	0.000		5.09	-	-			0.140	
15.000	0.000	0.000	0.000		0.001	-	-	0.000	0.000	0.000		0.001	-	-	0.000	0.000	0.000		6.09	-	-	0.000	0.000	0.000		6.09	-	-			0.150	
16.000	0.000	0.000	0.000		0.001	-	-					-	-						7.09	-	-					-	-			0.160		
Totals:					15	273					10	50	0	0					15	79			0	21	0	0						
Number of Trades:					1						1		0					0.00					0							0		

Lending Products	Underlying Title	Multilateral Transactions[1]					Bilateral Transactions[2]		Stock Borrowing through OTC (volume)[3]
		Open Interest[5]	Volume(Offered)	Average Weighted	Transactions volume	Average Weighted	Transactions Volume	Average Weighted	Transactions Volume
ADMIEBOR	ADMIE (IPTO) HOLDING S.A. (CR)	---	---	---	---	---	---	1,972,815	
AEGNBOR	AEGEAN AIRLINES (CR)	2,754	---	---	---	---	---	21,619	
ALPHABOR	ALPHA SERVICES HOLD (CR)	15,000	---	---	---	---	---	59,149,790	
ALMYBOR	ALUMIL (CR)	---	---	---	---	---	---	---	
EEEBOR	CC HBC AG (CR)	10,500	---	---	59	2.65%	---	70,546	
CENERBOR	CENERGY HOLDINGS (CB)	---	---	---	---	---	---	---	
ELLAKTORBOR	ELLAKTOR (CR)	6,000	---	---	---	---	---	9,870	
EUROBBOR	EUROBANK HOLDINGS (CR)	20,000	---	---	---	---	40,000	0.01%	46,144,474
EYDAPBOR	EYDAP S.A. (CR)	2,213	---	---	---	---	---	652,117	
FFGRPBOR	FOLLI FOLLIE (CR)	---	---	---	---	---	---	900,530	
FOYRKBOR	FOURLIS (CR)	---	---	---	---	---	---	22,250	
GEKTERNABOR	GEK TERNA (CR)	---	---	---	---	---	---	1,293	
SARBOR	GR. SARANTIS S.A. (CR)	---	---	---	---	---	---	5,400	
EXAEBOR	HELLENIC EXCHANGES-A.S.E. (CR)	3,000	---	---	---	---	---	155,601	
ELPEBOR	HELLENIC PETROLEUM (CR)	---	---	---	---	---	---	62,955	
INTRKBOR	INTRACOM HOLDINGS (CR)	---	---	---	---	---	---	---	
BELABOR	JUMBO SA (CR)	---	---	---	---	---	---	186,784	
LAMDABOR	LAMDA DEVELOPMENT SA (CR)	1,500	---	---	1,000	4.44%	---	1,282	
MIGBOR	MARFIN INVESTMENT GROUP (CR)	---	---	---	---	---	---	794,474	
MOHBOR	MOTOR OIL (CR)	10,200	---	---	---	---	---	484,274	
MYTILBOR	MYTILINEOS (CR)	25,000	---	---	---	---	---	505,044	
ETEBOR	NATIONAL BANK (CR)	1,088	---	---	---	---	---	7,562,450	
OPAPBOR	OPAP (CR)	17,500	---	---	---	---	---	1,337,604	
HTOBOR	OTE (CR)	40,300	---	---	---	---	---	2,675,184	
PPABOR	P.P.A. S.A. (CR)	964	---	---	---	---	---	66,287	
TPEIRBOR	PIRAEUS FINANCIAL HOLD (CR)	5,000	---	---	---	---	---	9,392,210	
PLAISBOR	PLAISIO COMPUTERS SA (CR)	---	---	---	---	---	---	100	
PPCBOR	PPC (CR)	2,000	---	---	---	---	---	2,303,107	
QUALBOR	QUALITY & RELIABILITY SA (CR)	---	---	---	---	---	---	---	
QUESTBOR	QUEST HOLDINGS (CR)	---	---	---	---	---	---	5,846	
TENERGYBOR	TERNA ENERGY (CR)	20,801	---	---	---	---	---	12,892	

Stock Lending Notes

[1] - Multilateral contracts Lending or Borrowing as per Methods 8-1, 8-2 and 8-3-3 (According to ATHEX BoD Resolution No.17)

[2] - Bilateral Contracts Lending or Borrowing as per Methods 8-3-1 and 8-3-2 (According to ATHEX BoD Resolution No.20)

[3] - The information concerning OTC Stock Borrowing Transactions is based on the statements of the Dematerialised Securities System (DSS) operators involved and refers to volumes that have been registered up until the previous working day.

[4] - Average Price (Volume weighted)

[5] - The Data concerning Open Interest before the start of trading session

Lending Products	Underlying Title	Multilateral Transactions[1]					Bilateral Transactions[2]		Stock Borrowing through OTC (volume)[3]
		Open Interest[5]	Volume(Offered)	Average Weighted	Transactions volume	Average Weighted	Transactions Volume	Average Weighted	Transactions Volume
TITCBOR	TITAN CEMENT (CB)	---	---	---	1,000	2.76%	---	---	220,679
VIOBOR	VIOHALCO SA/IV (CB)	447	---	---	---	---	---	---	---

Stock Lending Notes

[1] - Multilateral contracts Lending or Borrowing as per Methods 8-1, 8-2 and 8-3-3 (According to ATHEX BoD Resolution No.17)

[2] - Bilateral Contracts Lending or Borrowing as per Methods 8-3-1 and 8-3-2 (According to ATHEX BoD Resolution No.20)

[3] - The information concerning OTC Stock Borrowing Transactions is based on the statements of the Dematerialised Securities System (DSS) operators involved and refers to volumes that have been registered up until the previous working day.

[4] - Average Price (Volume weighted)

[5] - The Data concerning Open Interest before the start of trading session

Sectors codification for listed companies

12003-	ETF	10101010	Computer Services
10101015	Software	10102030	Computer Hardware
15101010	Telecommunications Equipment	15102015	Telecommunications Services
20101010	Health Care Facilities	20101025	Health Care Services
20102010	Medical Equipment	20103015	Pharmaceuticals
30101010	Banks	30202000	Diversified Financial Services
30202010	Asset Managers & Custodians	30202015	Investment Services
30302010	Full Line Insurance	30302015	Insurance Brokers
30302025	Property and Casualty Insurance	35101010	Real Estate Holding and Development
35101015	Real Estate Services	35102000	Diversified REITs
35102030	Office REITs	40201040	Rental & Leasing Services: Consumer
40202010	Home Construction	40202015	Household Furnishings
40202020	Household Appliance	40203040	Electronic Entertainment
40203045	Toys	40204020	Clothing & Accessories
40301010	Entertainment	40301030	Publishing
40301035	Radio & TV Broadcasters	40401010	Diversified Retailers
40401020	Apparel Retailers	40401025	Home Improvement Retailers
40401030	Specialty Retailers	40501010	Airlines
40501015	Travel & Tourism	40501020	Casinos & Gambling
40501025	Hotels & Motels	45101015	Distillers & Vintners
45101020	Soft Drinks	45102010	Farming Fishing Ranching & Plantations
45102020	Food Products	45103010	Tobacco
45201010	Food Retailers & Wholesalers	45201020	Personal Products
50101010	Construction	50101030	Cement
50101035	Building Materials: Other	50202010	Electrical Components
50203000	Diversified Industrials	50203015	Plastics
50203030	Containers & Packaging	50204000	Machinery: Industrial
50204020	Machinery: Construction & Handling	50205010	Industrial Suppliers
50205020	Back Office Support HR & Consulting	50205030	Forms & Bulk Printing Services
50206015	Commercial Vehicles & Parts	50206030	Marine Transportation
50206060	Transportation Services	55101000	Diversified Materials
55101020	Textile Products	55102000	General Mining
55102010	Iron & Steel	55102015	Metal Fabricating
55102035	Aluminum	60101000	Integrated Oil & Gas
60101020	Oil Refining and Marketing	65101010	Alternative Electricity
65101015	Conventional Electricity	65102030	Water



ATHEX
Athens Stock Exchange

Λεωφ. Αθηνών 110 104 42 Αθήνα
110, Athinon Ave. GR 104 42 Athens
tel. (+30)210-33.66.800, fax (+30)210-33.66.101
www.athexgroup.gr