

22

**Ημερήσιο Δελτίο
Συναλλακτικής Δραστηριότητας**

Daily Official List
of Trading Activity

Monday, 10 January, 2022
Year: 143 Trading Day No: 5



ATHEXGROUP
Athens Exchange Group

Disclaimer:

Hellenic Exchanges-Athens Stock Exchange S.A endeavours to ensure that the data and other material ("Information") presented on the Daily Official List are accurate and complete, but it is not liable for any errors or omissions of data or /and for the accuracy, credibility, updating and completeness of the aforesaid information nor it has any liability arising directly or indirectly from the use of the above Information.

The Company is not liable for the accuracy of the data included in listed companies' announcements. Only the sender of such an announcement is fully and solely liable for any infringement of third party's rights from the content of such announcement. All contents of the Daily Official List are provided only for information purposes and do not constitute investment advice or solicitation to invest in securities or other products listed for trading on the Exchange.

You acknowledge and agree that the Company is the owner of any property rights related to any Information appearing on the Daily Official List including intellectual property rights copyright, trademarks, etc.

The above data are a property of the Hellenic Exchanges-Athens Exchange and are copyright protected. Users are forbidden to reproduce, modify, copy, sale, transmit or redistribute, by all reproduction means and methods, part or the whole of the above data, without reference to their source.

The commercial exploitation of these data is, also, forbidden by third parties. Hellenic Exchanges-Athens Exchange does not carry any responsibility, direct or indirect, derived from usage or accidental alteration of the above data when used by third parties.

Hellenic Exchanges – Athens Stock Exchange S.A.

110 Athinon Ave., 10442 Athens, Tel: (210) 33.66.800, Fax: (210) 32.13.938

www.athexgroup.gr

Thessalonica Stock Exchange Center (T.S.E.C)

16-18 Katouni Str., Thessalonica 546 25 Tel: (2310) 567.667, Fax: (2310) 530.545

Athex Members Guarantee Fund

14-16 Fidiou Str., Athens 106 78, Tel: (210) 33.04.682, Fax: (210) 33.04.155

Hellenic Republic Capital Market Commission

1 Kolokotroni Str. & 1 Stadiou Str., Athens 10562 Tel: (210) 33.77.100 Fax: (210) 33.77.173

Table of Contents

Section 1: Statistical Figures of Securities, Derivatives and Lending

Summary of Markets

Athex Indices

Analytic Figures for Athex Market's Boards and Categories

Trading Details by Athex Sectors and Financial Instruments (ETFs)

Top 10 best & worst performing Shares

Derivatives Summary

Section 2: Analytic Figures of Shares Transactions

Analytic Figures of Shares Transactions

Shares' Notes

Section 3: Figures of Securities Transactions

Securities Blocks Details

Shares Rights Details

Stock Borrowing

Forced Sales Details

Forced Sales Registered Shares

Exchange Traded Funds (ETFs) Characteristics

Section 5: Bonds traded in Fixed Income Assets Market

Convertible Corporate Bonds - Regulated Market

Non Convertible Corporate Bonds - Regulated Market

Government Bonds

Treasury Bills & Zero Coupon Government Bonds

Government Bonds Traded with the Open Outcry Method

State Banks Bonds

Section 6: Additional Infos

Athex & ATHEXClear Members List

List of Stocks under Market Making operations

Section 7: Derivatives Market Analytic Figures

Index Futures

Stock Futures

Index Options

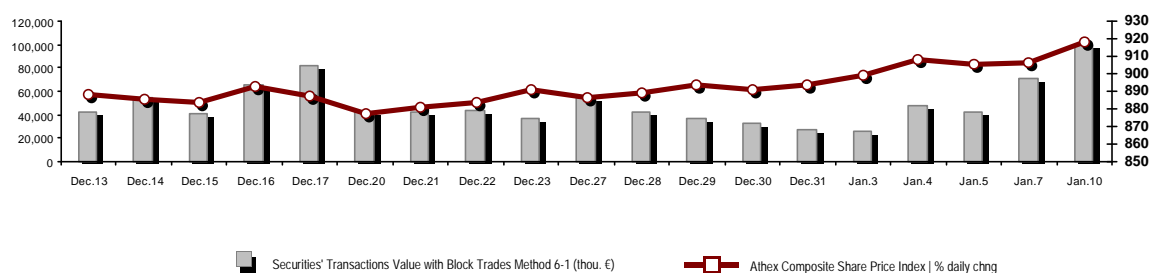
Stock Options

Stock Lending Analytic Figures

Appendix A: Sectors codification for listed companies

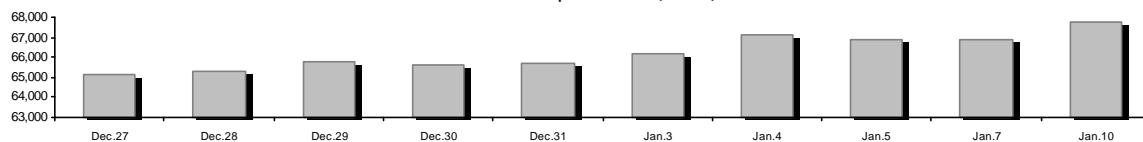
Summary of Markets

Athex Composite Share Price Index vs Shares and Derivatives Transactions Value

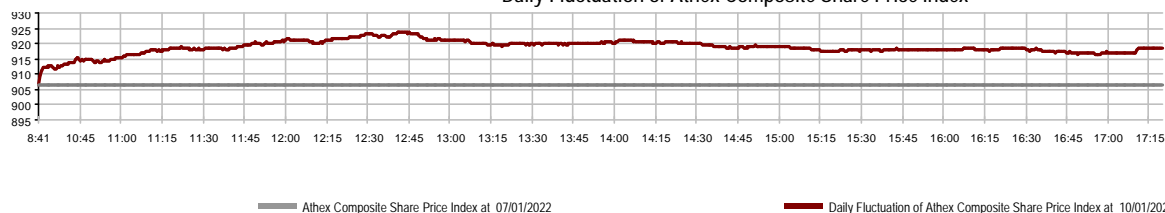


Athex Capitalisation (mill. €) **:	67,769.21		Derivatives Total Open Interest	321,938
Daily change: mill. € %	866.13	1.29%	in Index Futures % daily chng	2,625 0.23%
Yearly Avg Capitalisation: mill. € % chng prev year Avg	66,989.94	10.02%	in Stock Futures % daily chng	317,688 2.06%
Athex Composite Share Price Index % daily chng	918.41	1.32%	in Index Options % daily chng	781 3.72%
Athex Composite Share Price Index Capitalisation (mill. €)	61,796.92		in Stock Options % daily chng	844 3.05%
Daily change (mill. €)	759.78			
Securities' Transactions Value with Block Trades Method 6-1 (t)	99,229.68		Derivatives Contracts Volume:	43,840
Daily change: %	27,946.81	39.21%	Daily change: pieces %	26,062 146.60%
YTD Avg Trans. Value: thou. € % chng prev year Avg	57,367.15	-17.87%	YTD Avg Derivatives Contracts % chng prev year Avg	17,148 -64.02%
Blocks Transactions Value of Method 6-1 (thou. €)	9,867.84		Derivatives Trades Number:	2,166
Blocks Transactions Value of Method 6-2 & 6-3 (thou. €)	0.00		Daily change: number %	876 67.91%
Bonds Transactions Value (thou.€)	1,592.42		YTD Avg Trades number % chng prev year Avg	1,171 -44.68%
Securities' Transactions Volume with Block Trades Method 6-1 (tho)	51,677.86		Lending Total Open Interest	184,267
Daily change: thou. pieces %	19,050.82	58.39%	Daily change: pieces %	2,000 1.10%
YTD Avg Volume: % chng prev year Avg	27,224.37	-20.39%	Lending Volume (Multilateral/Bilateral)	35,000
Blocks Transactions Volume of Method 6-1 (thou. Pieces)	6,321.49		Daily change: pieces %	33,000
Blocks Transactions Volume of Method 6-2 & 6-3 (thou. Pieces)	0.00		Multilateral Lending	5,000
Bonds Transactions Volume	1,586,000		Bilateral Lending	30,000
Securities' Trades Number with Block Trades Method 6-1	39,295		Lending Trades Number:	2
Daily change: number %	8,966	29.56%	Daily change: %	-2
YTD Avg Trades number % chng prev year Avg	25,266	-15.59%	Multilateral Lending Trades Number	1
Number of Blocks Method 6-1	15		Bilateral Lending Trades Number	1
Number of Blocks Method 6-2 & 6-3	0			
Number of Bonds Transactions	80			

Athex Capitalisation (mill. €) **



Daily Fluctuation of Athex Composite Share Price Index



Athex Indices

Index name	10/01/2022	07/01/2022	pts.	%	Min	Max	Year min	Year max	Year change
Athex Composite Share Price Index	918.41 #	906.48	11.93	1.32%	906.48	923.93	893.34	923.93	2.81% #
Athex ESG Index	1,046.29 #	1,030.10	16.19	1.57%	1,030.10	1,053.80	1,013.43	1,053.80	3.24% #
FTSE/Athex Large Cap	2,214.90 #	2,181.19	33.71	1.55%	2,181.19	2,229.79	2,148.86	2,229.79	3.07% #
FTSE/Athex Mid Cap Index	1,517.45 #	1,514.38	3.07	0.20%	1,512.85	1,528.96	1,491.91	1,528.96	1.71% #
FTSE/ATHEX-CSE Banking Index	468.75 #	451.15	17.60	3.90%	451.15	470.57	434.75	470.57	7.72% #
FTSE/ATHEX High Dividend Yield Index	3,165.10 #	3,137.22	27.88	0.89%	3,137.22	3,184.11	3,104.04	3,184.11	1.97% #
FTSE/ATHEX Global Traders Index Plus	2,420.94 #	2,398.22	22.72	0.95%	2,398.22	2,430.01	2,373.38	2,430.01	2.00% #
FTSE/ATHEX Mid & Small Cap Factor-Weighted Ind	4,815.16 #	4,791.58	23.58	0.49%	4,784.14	4,823.27	4,668.47	4,823.27	3.14% #
ATHEX Select Index Plus	3,422.36 #	3,417.33	5.03	0.15%	3,416.11	3,443.86	3,377.29	3,445.13	1.10% #
ATHEX Select Index	4,787.77 #	4,766.60	21.17	0.44%	4,762.75	4,834.58	4,587.24	4,834.58	4.37% #
FTSE/Athex Market Index	553.06 #	544.71	8.35	1.53%	544.71	556.88	536.12	556.88	3.16% #
Athex Composite Index Total Return Index	1,576.11 #	1,555.64	20.47	1.32%	1,555.64	1,585.59	1,533.09	1,585.59	2.81% #
FTSE/Athex Large Cap Total Return	3,444.92 #	3,392.49	52.43	1.55%			3,360.91	3,444.92	3.07% #
FTSE/Athex Mid Cap Total Return	1,950.17 #	1,946.22	3.95	0.20%			1,934.80	1,950.17	1.71% #
FTSE/ATHEX-CSE Banking Total Return Index	403.59 #	388.44	15.15	3.90%			375.85	403.59	7.72% #
Hellenic Mid & Small Cap Index	1,386.94 #	1,382.07	4.87	0.35%	1,382.07	1,392.98	1,372.98	1,392.98	1.02% #
FTSE/Athex Banks	619.34 #	596.08	23.26	3.90%	596.08	621.74	574.41	621.74	7.72% #
FTSE/Athex Insurance	2,201.50 #	2,106.13	95.37	4.53%	2,106.13	2,209.45	1,994.86	2,209.45	10.36% #
FTSE/Athex Financial Services	758.67 #	750.14	8.53	1.14%	749.73	762.48	746.62	762.48	1.28% #
FTSE/Athex Industrial Goods & Services	3,738.96 #	3,704.54	34.42	0.93%	3,697.04	3,767.55	3,690.56	3,774.10	0.19% #
FTSE/Athex Retail	52.37 €	52.42	-0.05	-0.10%	51.92	52.86	49.22	52.86	6.40% #
FTSE/ATHEX Real Estate	4,971.89 €	4,980.52	-8.63	-0.17%	4,946.87	4,998.58	4,812.09	4,998.58	3.32% #
FTSE/Athex Consumer Goods & Services	7,534.87 #	7,307.79	227.08	3.11%	7,307.79	7,545.66	7,260.09	7,545.66	3.78% #
FTSE/Athex Food & Beverage	11,890.51 #	11,607.69	282.82	2.44%	11,607.69	11,973.14	11,264.19	11,973.14	4.92% #
FTSE/Athex Basic Resources	7,514.13 #	7,484.58	29.55	0.39%	7,467.86	7,615.70	7,360.04	7,615.70	1.57% #
FTSE/Athex Construction & Materials	3,079.68 #	3,064.18	15.50	0.51%	3,057.94	3,097.87	2,978.90	3,097.87	3.38% #
FTSE/Athex Energy	3,520.05 #	3,499.20	20.85	0.60%	3,497.40	3,533.31	3,443.49	3,533.31	2.22% #
FTSE/Athex Travel & Leisure	1,987.28 €	2,004.26	-16.98	-0.85%	1,987.17	2,033.32	1,963.12	2,041.13	1.23% #
FTSE/Athex Technology	2,211.06 €	2,222.37	-11.31	-0.51%	2,211.06	2,249.03	2,146.88	2,249.03	2.99% #
FTSE/Athex Telecommunications	4,587.14 #	4,567.46	19.68	0.43%	4,567.46	4,656.72	4,545.62	4,703.80	0.91% #
FTSE/Athex Utilities	4,978.46 €	5,014.45	-35.99	-0.72%	4,978.46	5,062.61	4,978.46	5,183.10	-3.35% €
FTSE/Athex Health Care	564.94 €	568.33	-3.39	-0.60%	552.48	577.39	552.48	611.35	2.26% #
FTSE/Athex Personal Products	8,634.17 #	8,589.43	44.74	0.52%	8,559.22	8,684.27	8,017.54	8,802.23	-1.03% €
Athex All Share Index	237.20 #	234.17	3.03	1.29%	237.20	237.20	231.73	237.20	3.10% #
Hellenic Corporate Bond Index	127.81 €	127.81	-0.01	-0.01%			127.71	127.85	0.02% #
Hellenic Corporate Bond Price Index	95.35 €	95.37	-0.01	-0.01%			95.26	95.40	-0.03% €

Note 1: FTSE/Med 100, Hellenic Corporate Bond Price Index and Hellenic Corporate Bond Index closing prices refer to the previous trading day of 05/01/2022.

Note 2: The Hellenic Mid & Small Cap Index is a Customized index calculated by the Athens Exchange.

Analytic Figures for Athex Market's Boards and Categories

	Total Traded Securities	Main Market	Surveillance	Exchange Traded Funds (ETFs)
Totals	136	119	16	1
Gain / Lose / Same:	82 / 36 / 18	74 / 35 / 10	7 / 1 / 8	1 / 0 / 0
Athex Capitalisation (mill. €) **	67,769.21	67,462.66	306.55	
Daily Average Trans/ons Value(thou.€)	57,367.15	57,175.22	186.93	4.99
Transactions Value	99,229.68	99,056.00	156.49	17.19
Main Board:	89,361.84	89,188.16	156.49	17.19
Blocks Board 6_2_3:	9,867.84	9,867.84	0.00	0.00
Forced Sales Board:	0.00	0.00	0.00	0.00
Special Terms Board:	0.00	0.00	0.00	0.00
Daily Average Transactions Volume	27,224,369	26,763,085	461,058	226
Transactions Volume	51,677,859	51,205,475	471,611	773
Main Board:	45,356,372	44,883,988	471,611	773
Blocks Board 6_2_3:	6,321,487	6,321,487	0	0
Forced Sales Board:	0	0	0	0
Special Terms Board:	0	0	0	0
Daily Average Number of Trades	25,266	25,047	217	2
Number of Trades	39,295	39,041	246	8
Main Board:	39,280	39,026	246	8
Blocks Board 6_2_3:	15	15	0	0
Forced Sales Board:	0	0	0	0
Special Terms Board:	0	0	0	0

Trading Details by Athex Sectors and Financial Instruments (ETFs)

Code	Sectors	Gain / Lose / Same	Number of Trades	Transactions Volume	Transactions Value	% of Total Trans. Value
3010	- Banks	6 / 0 / 0	18,624	43,418,597	56,928,208.89	57.37%
5510	- Basic Resources	9 / 5 / 1	1,141	455,558	1,186,969.95	1.20%
5010	- Construction & Materials	7 / 2 / 4	1,638	787,611	1,787,311.24	1.80%
4020	- Consumer Products & Services	9 / 0 / 1	1,815	496,234	3,617,569.09	3.65%
6010	- Energy	2 / 2 / 0	970	152,023	1,365,771.77	1.38%
12000	- Financial Instruments	1 / 0 / 0	8	773	17,187.50	0.02%
3020	- Financial Services	3 / 1 / 0	290	756,224	153,024.54	0.15%
4510	- Food Beverage & Tobacco	6 / 3 / 1	373	93,527	1,199,845.12	1.21%
2010	- Health Care	0 / 2 / 1	76	50,234	59,390.38	0.06%
5020	- Industrial Goods & Service	11 / 6 / 4	2,906	1,293,291	4,927,698.26	4.97%
3030	- Insurance	1 / 1 / 0	156	39,466	212,714.62	0.21%
4030	- Media	0 / 1 / 1	43	58,431	27,681.28	0.03%
4520	- Personal Care, Drug & Grocery Stores	3 / 0 / 0	244	55,702	244,472.73	0.25%
3510	- Real Estate	6 / 3 / 0	1,135	447,208	1,820,653.64	1.83%
4040	- Retail	3 / 3 / 1	902	462,461	1,253,652.15	1.26%
1010	- Technology	6 / 3 / 2	1,541	653,022	1,691,515.83	1.70%
1510	- Telecommunications	2 / 0 / 0	1,769	462,235	7,541,935.29	7.60%
4050	- Travel & Leisure	4 / 2 / 2	1,444	540,559	4,815,082.73	4.85%
6510	- Utilities	3 / 2 / 0	4,220	1,454,703	10,378,993.91	10.46%

Top 10 best & worst performing Shares

Main Market

With positive Price change			With negative Price change		
	Closing price	change		Closing price	change
HAIDEMENOS SA (CR)	0.64	7.56% #	KEKROPS SA (CR)	1.836	-4.37% €
ELGEKA SA (CR)	0.49	5.38% #	INTRACOM HOLDINGS (CR)	1.77	-3.17% €
ALPHA SERVICES HOLD (CR)	1.157	5.18% #	INTERWOOD-XYLEMPORIA (CR)	0.242	-2.42% €
EUROCONSULTANTS S.A. (CR)	0.63	5.00% #	VARVERIS - MODA BAGNO SA (CR)	0.61	-2.40% €
EUROPEAN RELIANCE INSUR. (CR)	5.54	4.53% #	ELASTRON (CR)	2.59	-2.26% €
KARAOLEGOS SA (CR)	3.22	3.87% #	PPC (CR)	8.91	-1.66% €
JUMBO SA (CR)	13.16	3.46% #	TZIRAKIAN PROFIL (CR)	3	-1.64% €
NATIONAL BANK (CR)	3.09	3.41% #	AVE (CR)	0.47	-1.47% €
BYTE COMPUTER SA (CR)	3.36	3.38% #	KRI-KRI S.A. (CR)	8.3	-1.43% €
EUROBANK HOLDINGS (CR)	0.9868	3.33% #	OPAP (CR)	12.58	-0.94% €
With the highest Transactions Value			With the highest Transactions Volume		
	Value (thou. €)	change		Volume	change
ALPHA SERVICES HOLD (CR)	27,305.05	5.18% #	ALPHA SERVICES HOLD (CR)	23,839,788	5.18% #
NATIONAL BANK (CR)	13,755.99	3.41% #	EUROBANK HOLDINGS (CR)	10,664,114	3.33% #
EUROBANK HOLDINGS (CR)	10,451.04	3.33% #	NATIONAL BANK (CR)	4,473,609	3.41% #
PPC (CR)	8,628.11	-1.66% €	PIRAEUS FINANCIAL HOLD (CR)	3,784,316	3.03% #
OTE (CR)	7,450.51	0.43% #	PPC (CR)	958,341	-1.66% €
PIRAEUS FINANCIAL HOLD (CR)	5,123.08	3.03% #	MARFIN INVESTMENT GROUP (CR)	722,842	3.00% #
OPAP (CR)	4,501.37	-0.94% €	ATTICA BANK S.A. (CR)	646,097	1.88% #
JUMBO SA (CR)	3,455.50	3.46% #	OTE (CR)	453,022	0.43% #
MYTILINEOS (CR)	3,425.93	1.13% #	ADMIE (IPTO) HOLDING S.A. (CR)	420,319	0.20% #
LAMDA DEVELOPMENT SA (CR)	1,309.10	-0.21% €	EUROCONSULTANTS S.A. (CR)	412,508	5.00% #

Note: Stocks that are not included in the "Under Supervision" category, and the transactions value is more than 10,000 €.

Derivatives Summary

	Number of Trades	Volume	Open Interest
Index Futures	182	976	2,625
FTSE/Athex Banks	2	2	10
FTSE/Athex Large Cap	180	974	2,615
Stock Futures	1,951	42,643	317,688
ADMIE (IPTO) HOLDING S.A. (CR)	8	50	5,117
ALPHA SERVICES HOLD (CR)	583	24,651	104,956
CC HBC AG (CR)	3	4	109
CENERGY HOLDINGS (CB)	15	51	12,064
ELLAKTOR (CR)	19	169	10,766
EUROBANK HOLDINGS (CR)	164	4,286	26,906
EYDAP S.A. (CR)	3	3	467
FOURLIS (CR)	71	236	3,588
GEK TERNA (CR)	23	171	6,688
HELLENIC EXCHANGES-A.S.E. (CR)	9	51	886
HELLENIC PETROLEUM (CR)	5	7	1,964
INTRACOM HOLDINGS (CR)	44	141	6,604
JUMBO SA (CR)	68	186	1,970
LAMDA DEVELOPMENT SA (CR)	45	170	6,169
MARFIN INVESTMENT GROUP (CR)	9	536	25,755
MOTOR OIL (CR)	9	24	2,378
MYTILINEOS (CR)	55	161	5,687
NATIONAL BANK (CR)	361	6,900	27,219
OPAP (CR)	38	169	1,953
OTE (CR)	13	31	1,299
P.P.A. S.A. (CR)	8	9	579
PIRAEUS FINANCIAL HOLD (CR)	144	3,022	37,511
PPC (CR)	209	1,466	15,947
TERNA ENERGY (CR)	12	58	1,363
TITAN CEMENT (CB)	12	28	1,676
VIOHALCO SA/NV (CB)	21	63	8,067
Index Options	14	76	781
FTSE/Athex Large Cap	14	76	781
Stock Options	19	145	844
ALPHA SERVICES HOLD (CR)	1	10	0
NATIONAL BANK (CR)	0	0	307
OPAP (CR)	0	0	171
OTE (CR)	0	0	66
PIRAEUS FINANCIAL HOLD (CR)	0	0	5
PPC (CR)	18	135	295
Total Derivatives Traded	2,166	43,840	321,938

Number of Outstanding Securities	Nominal Value	Dividends [1]			Date of Last Coupon		Note	Shares	Closing price	% change	Previous closing price/date	Open price	Price min	Price max	Last price	Avg price	Last Bid [7]	Last Ask [7]	P/E after tax	Year	Volume	Trades	Transactions Value[8]	Company Mkt Value (thou. €)	Year low	Year high	Sector[4]
		2019	2020	2021	Dividend [2]	Right																					
5,867,311	0.300	---	---	---	11/08/2010	28/04/2017	5243	DIONIC (CR)	0.11	---	0.11	30/06/2020	---	---	---	---	---	---	---	---	---	---	---	645.40	0.11	0.11	50205010
66,948,210	0.300	---	---	---	22/09/2015	22/09/2015	5179	FOLLI FOLLIE (CR)	4.8	---	4.8	24/05/2018	---	---	---	---	---	---	---	---	---	---	---	321,351.41	4.8	4.8	40401030
12,417,000	0.310	---	---	---	27/08/2019	28/08/2017	5233	MLS MULTIMEDIA SA (CR)	0.57	---	0.57	12/05/2020	---	---	---	---	---	---	---	---	---	---	---	7,077.69	0.57	0.57	10101015
33,301,715	0.320	---	---	---	27/06/2003	08/07/2009	5241	AEGEK (CR)	0.035	---	0.035	25/06/2020	---	---	---	---	---	---	---	---	---	---	---	1,165.56	0.035	0.035	50101010
77,126,446	0.340	---	---	---	23/05/2005	18/08/2011	5206	G.E. DIMITRIOU (CR)	0.0125	---	0.0125	30/04/2019	---	---	---	---	---	---	---	---	---	---	---	964.08	0.0125	0.0125	40202020
7,085,888	1.59	---	---	---	02/07/1996	06/09/2010	5216	ELVIEMEK (CR)	2.6	---	2.6	30/09/2019	---	---	---	---	---	---	---	---	---	---	---	18,423.31	2.6	2.6	35101010
25,179,640	0.600	---	---	---	08/08/1994	19/09/2000	5191	J.BOUTARIS & SON (CR)	0.026	---	0.026	01/10/2018	---	---	---	---	---	---	---	---	---	---	---	742.45	0.026	0.026	45101015
1,540,000	0.600	---	---	---	08/08/1994	19/09/2000	5192	J.BOUTARIS & SON (PR)	0.057	---	0.057	01/10/2018	---	---	---	---	---	---	---	---	---	---	---	742.45	0.057	0.057	45101015

Suspension Status

Shares' Notes

Code	Note text
()	- Adjusted dividends.
*	- Last adjusted closing price.
[1]	- Net dividends.
[2]	- The "Date of Last Coupon" for New listings refers to the date company's stocks started to trade in Athex
[3]	- The Company Market Value is referred to the number of outstanding shares
[4]	- Sectors codification can be found in Appendix A
[5]	- The Market Value refers to the total number of shares listed (including their several classes) in the exchange by the company.
[6]	- P/E greater than 100
[7]	- Last view of the Order Book before the end of the trading session
[8]	- All Blocks Methods' Transactions Value are included.
4750	- Transfer to the Under Surveillance Category from 8/4/2011.
4912	- Transfer to the Surveillance Category as of 31/7/2012.
4955	- Transfer to the Surveillance Category as from 5/4/2013.
4957	- Transfer to the Surveillance Category as from 5/4/2013.
4958	- Transfer to the Surveillance Category as from 5/4/2013.
4959	- Transfer to the Surveillance Category as from 5/4/2013.
5093	- Transfer to the Surveillance Category as of 8/4/2015.
5112	- Transfer to the Surveillance Category as of 15/04/2016.
5115	- Transfer to the Surveillance Category as of 15/04/2016.
5141	- Transfer to the Surveillance Category as of 10/05/2017.
5160	- Transfer to the Surveillance Category as of 15/04/2016.
5162	- Transfer to the Under Supervision Category as of 21/12/2009.
5165	- Transfer to the Surveillance Category as of 15/02/2018.
5179	- Suspension of trading as of 25/05/2018.
5191	- Suspension of trading as of 02/10/2018.
5192	- Suspension of trading as of 02/10/2018.
5193	- Transfer to the Surveillance Category as of 25/10/2018.
5194	- Transfer to the Surveillance Category as of 25/10/2018.
5197	- Transfer to the Surveillance Category as of 07/11/2018.
5206	- Suspension of trading as of 02/05/2019.
5216	- Suspension of trading as of 01/10/2019.
5232	- Transfer to the Under Surveillance Category from 08/04/2011.
5233	- Suspension of trading as of 13/05/2020.
5241	- Suspension of trading as of 26/06/2020.
5243	- Suspension of trading as of 01/07/2020.
5245	- Transfer to the Surveillance Category as of 09/07/2020.
5246	- Transfer to the Surveillance Category as of 09/07/2020.
5248	- Transfer to the Surveillance Category as of 06/09/20116.
5253	- Transfer to the Surveillance Category as of 14/5/2021.

Securities Blocks Details

Securities	Block Volume	Price	Block Trade Value	Time of approval	Note
ALPHA SERVICES HOLD (CR)	500,000	1.11	553,500.00	10:35:36	20
EUROBANK HOLDINGS (CR)	1,000,000	0.971	971,000.00	10:40:51	20
JUMBO SA (CR)	23,472	13.01	305,370.72	10:43:27	20
ALPHA SERVICES HOLD (CR)	459,531	1.12	515,134.25	10:52:07	20
ALPHA SERVICES HOLD (CR)	300,000	1.14	342,900.00	12:23:12	20
ADMIE (IPTO) HOLDING S.A. (CR)	135,000	2.49	336,150.00	14:30:33	20
JUMBO SA (CR)	23,000	13.06	300,380.00	14:43:38	20
ADMIE (IPTO) HOLDING S.A. (CR)	136,449	2.49	339,758.01	14:50:47	20
ALPHA SERVICES HOLD (CR)	523,000	1.15	598,835.00	15:57:22	20
OTE (CR)	34,585	16.38	566,502.30	16:06:19	20
OPAP (CR)	100,000	12.76	1,276,000.00	16:46:40	20
ALPHA SERVICES HOLD (CR)	864,017	1.15	995,347.58	16:54:15	20
ENTERSOFT (CR)	56,433	5.90	332,954.70	17:06:18	20
EUROBANK HOLDINGS (CR)	416,000	0.984	409,260.80	17:13:38	20
ALPHA SERVICES HOLD (CR)	1,750,000	1.16	2,024,750.00	17:14:16	20

Blocks Notes

- 9 - Method 6-1 / Special Fees
- 10 - Method 6-1 / Special Fees, SDS
- 14 - Method 6-3 / Settlement, Incomplete Buy and Sell
- 18 - Method 6-2 / SPOT 1
- 19 - Method 6-2 / SPOT 2
- 20 - Method 6-1 and Method 6-1 Same Day Settlement
- 21 - Other Pre-agreed

Shares Rights Details

Occured date	Exercise from	Exercise until	Trading until	Rights	Price min	Price max	Closing price	Last Bid	Last Ask	Volume	Trades	Transactions Value
--------------	---------------	----------------	---------------	--------	-----------	-----------	---------------	----------	----------	--------	--------	--------------------

No Rights Transactions.

Forced Sales Details

Securities	Category of Security	Transactions Volume	Number of Trades	Transactions Value	Note
------------	----------------------	------------------------	---------------------	-----------------------	------

No Forced Transactions.

Forced Sales Notes

- 1 - Compulsory Public Forced Sales
- 2 - Forced Sales of Fixed Registered Shares
- 3 - Forced Sales of Remaining Fractional Shares

Exchange Traded Funds (ETFs) Characteristics

	Transactions Date (T)	Creation / Redemption	Units (T-1)	New Units (T-1)	Redemption Units (T-1)	Units (T) [1]	Fund Assets [2]	Net Unit Price	Dividend per Unit	Dividend Date
ALPHA ETF FTSE Athex Large Cap	10/01/2022	5,000	882,175	---	---	882,175	19,372,710.00	21.9602	0.71	01/07/2021

ETFs Notes

[1] - Units (T) = Units (T-1) + New Units (T-1) - Redemption Units (T-1)

[2] - The Creation / Redemption Units of T-1 are included.

Non Convertible Corporate Bonds - Regulated Market

Num Listed Bonds	Nominal price	Issue price	Today's Rate	Exp. Date	Duration (years)	Note	Coupon		Trading Unit	Corporate Bonds	Accrued Int.	Yield.T.Mat	Price min	Price max	Closing price	Previous closing price/date	Volume	Transactions Value	Last order		ear min	Year max		
							Common	Preferred											Price	Buy / Sell			Date	
150,000	1,000.00	1,000.00	2.60	22/10/2026	7	---	5	---	1	TERNA ENERGY FINANCE S.A. (Non Convertible)	5.9222	2.8100	98.4000	98.4010	98.4004	99.2000	07/01/2022	10,000	9,899.26	98.4020	B	10/01/2022	98.4004	99.2000
320,000	1,000.00	1,000.00	3.40	21/07/2027	7	---	3	---	1	LAMDA DEVELOPMENT S.A. (Non Convertible)	16.5278	2.8610	101.6500	101.9300	101.9000	101.9930	07/01/2022	190,000	196,298.98	101.6501	B	10/01/2022	101.5600	102.0000
200,000	1,000.00	1,000.00	2.10	27/10/2027	7	---	3	---	1	O.P.A.P. S.A. (Non Convertible)	4.4917	1.7970	101.3500	101.4000	101.3667	100.8110	07/01/2022	3,000	3,054.48	100.7000	B	10/01/2022	100.6500	101.4000
150,000	1,000.00	1,000.00	2.65	22/10/2026	5	---	1	---	1	CPLP SHIPPING HOLDINGS PLC (Non Convertible)	6.0361	2.8680	98.7000	99.0100	98.9989	99.0100	07/01/2022	208,000	207,173.21	98.7500	B	10/01/2022	98.7000	99.6000
250,000	1,000.00	1,000.00	2.45	16/11/2028	7	---	1	---	1	ELVALHALCOR S.A. (Non Convertible)	3.8792	2.4350	100.0000	100.2900	100.0353	100.0990	07/01/2022	102,000	102,431.68	100.0000	B	10/01/2022	100.0000	100.2900
120,000	1,000.00	1,000.00	2.65	06/12/2028	7	---	1	---	1	NOVAL PROPERTY REIC (Non Convertible)	2.7236	2.7710	99.2500	99.2500	99.2500	99.2780	07/01/2022	40,000	39,808.94	99.2500	B	10/01/2022	99.0100	99.9900
500,000	1,000.00	1,000.00	2.75	03/07/2027	7	---	4	---	1	GEK TERNA S.A. (Non Convertible)	0.6875	2.9380	97.7501	99.0000	98.5074	98.3490	07/01/2022	81,000	79,846.69	97.7501	B	10/01/2022	97.7501	99.0000
200,000	1,000.00	1,000.00	3.60	12/03/2026	7	---	6	---	1	AEGEAN AIRLINES S.A. (Non Convertible)	12.1000	3.4490	99.2400	99.2410	99.2404	99.0670	05/01/2022	8,000	8,036.03	99.2400	B	10/01/2022	99.0667	99.9000
300,000	1,000.00	1,000.00	2.30	20/07/2028	7	---	1	---	1	PRODEA REIC S.A.(Non Convertible)	11.2444	2.6620	97.4000	97.9899	97.7950	97.4010	07/01/2022	54,000	53,219.01	97.4000	B	10/01/2022	97.4007	97.9899
120,000	1,000.00	1,000.00	3.95	04/04/2025	7	---	8	---	1	GEK TERNA S.A. (Non Convertible)	10.9722	2.6400	102.7500	102.7500	102.7500	102.5000	05/01/2022	39,000	40,500.42	102.7500	B	10/01/2022	102.5000	102.8000
90,000	1,000.00	1,000.00	3.00	11/05/2023	5	---	8	---	1	CORAL A.E. (Non Convertible)	5.1667	1.6090	101.6000	101.6000	101.6000	100.5000	03/01/2022	9,000	9,190.50	101.6000	B	10/01/2022	100.5000	101.6000
20,148	1,000.00	1,000.00	4.95	26/06/2023	5	---	8	---	1	B&F COMM. & GARM. INDUS. S.A. (Non Convertible)	2.2000	4.2020	100.0000	100.0000	100.0000	100.0450	05/01/2022	1,000	1,002.20	99.8000	B	10/01/2022	100.0000	100.3000
175,000	1,000.00	1,000.00	3.40	26/07/2024	5	---	5	---	1	ATTICA HOLDINGS S.A. (Non Convertible)	16.0556	3.9790	97.8000	98.7000	97.8572	97.8000	07/01/2022	119,000	118,360.71	97.8500	B	10/01/2022	97.6600	98.7000
200,000	1,000.00	1,000.00	1.90	23/03/2028	7	---	2	---	1	MOTOR OIL CORINTH REFINERIES SA (Non Convertible)	5.8583	2.1010	98.2501	98.7500	98.7036	98.4230	07/01/2022	14,000	13,900.52	98.2501	B	10/01/2022	98.2010	98.8500
100,000	1,000.00	1,000.00	2.70	25/05/2026	5	---	2	---	1	COSTAMARE PARTICIPATIONS PLC (Non Convertible)	3.6000	2.5900	99.9999	100.3500	100.2612	99.6210	07/01/2022	567,000	571,216.19	100.0000	B	10/01/2022	99.5002	100.3500
300,000	1,000.00	1,000.00	2.30	14/12/2028	7	---	1	---	1	GEK TERNA S.A. (Non Convertible)	1.8528	2.6330	97.7000	98.1000	98.0000	98.2500	07/01/2022	141,000	138,479.24	97.7000	B	10/01/2022	98.0000	98.2801

Corporate Bonds Notes

Transactions Volume = (Pieces) * (Nominal Price). Transactions Value = (Pieces) * (Nominal Price) * (price %) + (Accrued interest).

The price of a Bond is stated as a percentage (%) of Bond's Nominal Price.

Nominal Price in Euros (€), except if it is noted differently.

Government Bonds

Number Listed Bonds	Nominal price	Today's Rate	Accrued Interest Calc	Exp. Date [1]	Duration (years)	Note	Coupons Date	Curr. coupon value	Trading Unit	Government Bonds	Price min	Price max	Closing price	Previous closing price/date	Volume	Transactions Value	Price	Last order Buy / Sell	Date
3,000,000	1,000.00	4.38	Actual/Actual	01/08/2022	5	---	01/08	4.38	1	GGB-FXD-010822-05Y-4.375-1.000	---	---	---	---	---	---	1.0000	B	28/11/2018
4,500,000	1,000.00	1.88	Actual/Actual	04/02/2035	15	---	04/02	1.88	1	GGB-FXD-040235-15Y-1.875-1.000	---	---	---	---	---	---	---	---	---
2,500,000	1,000.00	3.45	Actual/Actual	02/04/2024	5	---	02/04	3.45	1	GGB-FXD-020424-05Y-3.450-1.000	---	---	---	---	---	---	---	---	---
6,000,000	1,000.00	0.75	Actual/Actual	18/06/2031	10	---	18/06	0.75	1	GGB-FXD-180631-10Y-0.750-1.000	---	---	---	---	---	---	---	---	---
4,355,990,324	1.00	3.50	Actual/Actual	30/01/2023	5	---	01/02 - 31/01	3.50	1	GGB-FXD-300123-05Y-3.500-1.00	---	---	---	94.5720 13/07/2018	---	---	1.0000	B	28/11/2018
5,962,747,327	1.00	3.75	Actual/Actual	30/01/2028	10	---	/02 - 01/02 - 31/	3.75	1	GGB-FXD-300128-10Y-3.750-1.00	---	---	---	85.4610 13/07/2018	---	---	1.0000	B	28/11/2018
6,567,309,386	1.00	3.90	Actual/Actual	30/01/2033	15	---	/02 - 01/02 - 31/	3.90	1	GGB-FXD-300133-15Y-3.900-1.00	---	---	---	78.6730 13/07/2018	---	---	1.0000	B	28/11/2018
5,222,848,349	1.00	4.00	Actual/Actual	30/01/2037	19	---	/02 - 01/02 - 31/	4.00	1	GGB-FXD-300137-19Y-4.000-1.00	---	---	---	77.0370 13/07/2018	---	---	1.0000	B	28/11/2018
5,126,770,669	1.00	4.20	Actual/Actual	30/01/2042	24	---	/02 - 01/02 - 31/	4.20	1	GGB-FXD-300142-24Y-4.200-1.00	---	---	---	77.7640 13/07/2018	---	---	1.0000	B	28/11/2018
119,550,565	1.00	4.30	Actual/Actual	24/02/2023	11	---	24/02	4.30	1	GGB-FXD-240223-11Y-2.000-1.00	---	---	---	10.0000 22/06/2015	---	---	10.0000	B	11/07/2019
48,794,718	1.00	4.30	Actual/Actual	24/02/2024	12	---	24/02	4.30	1	GGB-FXD-240224-12Y-2.000-1.00	---	---	---	10.0000 22/06/2015	---	---	---	---	---
40,248,141	1.00	4.30	Actual/Actual	24/02/2025	13	---	24/02	4.30	1	GGB-FXD-240225-13Y-2.000-1.00	---	---	---	10.0000 22/06/2015	---	---	---	---	---
59,586,043	1.00	4.30	Actual/Actual	24/02/2026	14	---	24/02	4.30	1	GGB-FXD-240226-14Y-2.000-1.00	---	---	---	10.0000 22/06/2015	---	---	---	---	---
41,118,344	1.00	4.30	Actual/Actual	24/02/2027	15	---	24/02	4.30	1	GGB-FXD-240227-15Y-2.000-1.00	---	---	---	10.0000 22/06/2015	---	---	---	---	---
45,137,734	1.00	4.30	Actual/Actual	24/02/2028	16	---	24/02	4.30	1	GGB-FXD-240228-16Y-2.000-1.00	---	---	---	10.0000 22/06/2015	---	---	---	---	---
61,768,888	1.00	4.30	Actual/Actual	24/02/2029	17	---	24/02	4.30	1	GGB-FXD-240229-17Y-2.000-1.00	---	---	---	10.0000 22/06/2015	---	---	---	---	---
54,567,744	1.00	4.30	Actual/Actual	24/02/2030	18	---	24/02	4.30	1	GGB-FXD-240230-18Y-2.000-1.00	---	---	---	10.0000 22/06/2015	---	---	---	---	---
37,541,515	1.00	4.30	Actual/Actual	24/02/2031	19	---	24/02	4.30	1	GGB-FXD-240231-19Y-2.000-1.00	---	---	---	10.0000 22/06/2015	---	---	---	---	---
37,558,317	1.00	4.30	Actual/Actual	24/02/2032	20	---	24/02	4.30	1	GGB-FXD-240232-20Y-2.000-1.00	---	---	---	10.0000 22/06/2015	---	---	---	---	---
37,473,732	1.00	4.30	Actual/Actual	24/02/2033	21	---	24/02	4.30	1	GGB-FXD-240233-21Y-2.000-1.00	---	---	---	10.0000 22/06/2015	---	---	---	---	---
33,888,293	1.00	4.30	Actual/Actual	24/02/2034	22	---	24/02	4.30	1	GGB-FXD-240234-22Y-2.000-1.00	---	---	---	10.0000 22/06/2015	---	---	---	---	---
35,177,800	1.00	4.30	Actual/Actual	24/02/2035	23	---	24/02	4.30	1	GGB-FXD-240235-23Y-2.000-1.00	---	---	---	10.0000 22/06/2015	---	---	---	---	---
35,547,268	1.00	4.30	Actual/Actual	24/02/2036	24	---	24/02	4.30	1	GGB-FXD-240236-24Y-2.000-1.00	---	---	---	10.0000 22/06/2015	---	---	---	---	---
40,246,306	1.00	4.30	Actual/Actual	24/02/2037	25	---	24/02	4.30	1	GGB-FXD-240237-25Y-2.000-1.00	---	---	---	10.0000 22/06/2015	---	---	---	---	---
37,643,952	1.00	4.30	Actual/Actual	24/02/2038	26	---	24/02	4.30	1	GGB-FXD-240238-26Y-2.000-1.00	---	---	---	10.0000 22/06/2015	---	---	---	---	---
36,977,100	1.00	4.30	Actual/Actual	24/02/2039	27	---	24/02	4.30	1	GGB-FXD-240239-27Y-2.000-1.00	---	---	---	10.0000 22/06/2015	---	---	---	---	---
41,615,000	1.00	4.30	Actual/Actual	24/02/2040	28	---	24/02	4.30	1	GGB-FXD-240240-28Y-2.000-1.00	---	---	---	10.0000 22/06/2015	---	---	---	---	---
42,227,208	1.00	4.30	Actual/Actual	24/02/2041	29	---	24/02	4.30	1	GGB-FXD-240241-29Y-2.000-1.00	---	---	---	10.0000 22/06/2015	---	---	---	---	---
68,288,487	1.00	4.30	Actual/Actual	24/02/2042	30	---	24/02	4.30	1	GGB-FXD-240242-30Y-2.000-1.00	---	---	---	10.0000 22/06/2015	---	---	---	---	---
4,000,000	1,000.00	3.88	Actual/Actual	12/03/2029	10	---	12/03	3.88	1	GGB-FXD-120329-10Y-3.875-1.000	---	---	---	---	---	---	100.0000	B	15/10/2019
4,500,000	1,000.00	0.00	Actual/Actual	12/02/2026	5	---	12/02	0.00	1	GGB-FXD-120226-05Y-0.000-1.000	---	---	---	---	---	---	---	---	---
3,000,000	1,000.00	3.38	Actual/Actual	15/02/2025	7	---	15/02	3.38	1	GGB-FXD-150225-07Y-3.375-1.000	---	---	---	---	---	---	---	---	---
250,250	1,000.00	2.90	Actual/Actual	20/03/2023	4	---	20/03	2.90	1	GGB-FXD-200323-04Y-2.900-1.000	---	---	---	---	---	---	---	---	---
964,000	1,000.00	3.25	Actual/Actual	20/03/2025	6	---	20/03	3.25	1	GGB-FXD-200325-06Y-3.250-1.000	---	---	---	---	---	---	---	---	---

Government Bonds Notes

Transactions Volume = (Pieces) * (Nominal Price). Transactions Value = (Pieces) * (Nominal Price) * (price %) + (Accrued interest).

The Value of current coupon for the issues with NV 0.01 euro refers to NV 100 euros

FLR: Floating Interest Rate.

[1] - The Expiration Date of the interest bearing period and the Date for coupon payment.

Government Bonds

Number Listed Bonds	Nominal price	Today's Rate	Accrued Interest Calc	Exp. Date [1]	Duration (years)	Note	Coupons Date	Curr. coupon value	Trading Unit	Government Bonds	Price min	Price max	Closing price	Previous closing price/date	Volume	Transactions Value	Price	Last order Buy / Sell	Date
2,100,000	1,000.00	3.55	Actual/Actual	20/03/2026	7	---	20/03	3.55	1	GGB-FXD-200326-07Y-3.550-1.000	---	---	---	---	---	---	---	---	---
40,000	1,000.00	0.11	FLR Actual/360	16/09/2022	1	---	16/03 - 16/09	---	1	GGB-FLT-160922-01Y-0.108-1.000	---	---	---	---	---	---	---	---	---
5,500,000	1,000.00	1.50	Actual/Actual	18/06/2030	10	---	18/06	1.50	1	GGB-FXD-180630-10Y-1.500-1.000	---	---	---	---	---	---	---	---	---
5,364,250	1,000.00	3.25	Actual/Actual	20/03/2050	30	---	20/03	3.25	1	GGB-FXD-200350-30Y-3.250-1.000	---	---	---	---	---	---	---	---	---
2,424,361	1,000.00	2.00	Actual/Actual	22/04/2027	7	---	22/04	2.00	1	GGB-FXD-220427-07Y-2.000-1.000	---	---	---	---	---	---	99.9000	B	22/04/2020
2,500,000	1,000.00	1.88	Actual/Actual	23/07/2026	7	---	23/07	1.88	1	GGB-FXD-230726-07Y-1.875-1.000	---	---	---	---	---	---	---	---	---
3,500,000	1,000.00	1.88	Actual/Actual	24/01/2052	30	---	24/01	1.88	1	GGB-FXD-240152-30Y-1.875-1.000	---	---	---	---	---	---	---	---	---

Government Bonds Notes

Transactions Volume = (Pieces) * (Nominal Price). Transactions Value = (Pieces) * (Nominal Price) * (price %) + (Accrued interest).

The Value of current coupon for the issues with NV 0.01 euro refers to NV 100 euros

FLR: Floating Interest Rate.

[1] - The Expiration Date of the interest bearing period and the Date for coupon payment.

Treasury Bills & Zero Coupon Government Bonds

Issue Date	13-Week Maturity									26-Week Maturity									52-Week Maturity								
	Exp. Date	Initial Rate	Num Listed Bonds	Nominal price	Issue price	Last Trade Price	Last Trade Date	Volume Traded	Note	Exp. Date	Initial Rate	Num Listed Bonds	Nominal price	Issue price	Last Trade Price	Last Trade Date	Volume Traded	Note	Exp. Date	Initial Rate	Num Listed Bonds	Nominal price	Issue price	Last Trade Price	Last Trade Date	Volume Traded	Note
12/03/2021	---	---	---	---	---	---	---	---	---	---	---	---	---	---	---	---	---	---	11/03/2022	-0.22	1,000,000	1,000.00	1,002.24	---	---	---	---
11/06/2021	---	---	---	---	---	---	---	---	---	---	---	---	---	---	---	---	---	---	10/06/2022	-0.31	1,600,000	1,000.00	1,003.10	---	---	---	---
10/09/2021	---	---	---	---	---	---	---	---	---	---	---	---	---	---	---	---	---	---	09/09/2022	-0.31	1,000,000	1,000.00	1,003.14	---	---	---	---
10/12/2021	---	---	---	---	---	---	---	---	---	---	---	---	---	---	---	---	---	---	09/12/2022	-0.40	600,000	1,000.00	1,004.06	---	---	---	---

Bonds in Circulation	Currency / Min nominal traded Value	Coupons Payment Date	Current Coupon Value	Note	Coupon	Trading Unit	Issue Date	Duration (years)	Today's Interest	A.I.C in days	Bonds	Last price of previous days		Last Outcry in Cash (euro)			Trades in Pieces	Life min	Life Max
												Price	Buy / Sell	Price	Buy / Sell	Date			
Corporate Bonds in Foreign Currency and Euro																			
103,746	GBP / 10	01/12	0.25	---	63	1	01/12/1930	98	2.5	360	National Mortgage Bank	2.27	05/02/1996	2.27	S	05/02/1996	---	2.27	2.27
0	GBP / 10	01/12	0.25	---	65	1	01/12/1928	100	2.5	360	National Mortgage Bank	---	---	---	---	---	---	---	---

Government Bonds Notes

A.I.C: Accrued Interest Calculation base.

FLR: Floating Interest Rate.

The minimum tradeable Nominal Value for all Demeterialised Government Titles is 100 Euros.

(μφρ-0)

Athex & ATHEXClear Members List

Member Name				Stock Market			Derivatives Market		ATHEXClear Member	
	Address	Phone	Fax	Market Member	Remote Member	Market Maker	Proprietary	Market Maker	General Clearing	Direct Clearing
A. SARRIS SECURITIES S.A.				a						
6, ΔΡΑΓΑΤΣΑΝΙΟΥ 6 ΑΘΗΝΑ	2103367700									
AEONIC SECURITIES C.I.F. P.L.C.				a	a					
, ΛΑΪΟΥ 6, ΓΡ. 301B, ANNA COURT	35725337600									
ALPHA BANK S.A.									a	
, ΣΤΑΔΙΟΥ 40 ΑΘΗΝΑ	2103260000									
ALPHA FINANCE INVESTMENT SERVICES SINGLE MEMBER SA				a		a	a	a		a
5, ΜΕΡΛΙΝ 5 ΑΘΗΝΑ	2103677400									
ARGUS STOCKBROKERS LTD				a	a		a			
25, 25 ΛΕΩΦΟΡΟΣ ΔΗΜΟΣΘΕΝΗ ΣΕΒΕΡΗ	0035722717000									
ATLANTIC SECURITIES LTD				a	a					
37, ΠΡΟΔΡΟΜΟΥ 37	0035722445400									
AXON SECURITIES S.A.				a			a			
48, ΣΤΑΔΙΟΥ 48 ΑΘΗΝΑ	2103363800									
BETA SECURITIES S.A.				a		a	a			a
29, Α.ΑΛΕΞΑΝΔΡΑΣ 29 ΑΘΗΝΑ	2106478930								a	
BNP PARIBAS SECURITIES SERVICES									a	
2, ΛΑΜΨΑΚΟΥ 2 ΑΘΗΝΑ	2107468500									
BOFA SECURITIES EUROPE SA				a	a					
, 112 AVENUE KL'BER 75116	+33 153655555									
CAPITAL SECURITIES S.A.				a			a			
58, ΜΗΤΡΟΠΟΛΕΩΣ 58 ΑΘΗΝΑ	2103369700									
CFS SECURITIES INVESTMENT SERVICES S.A.				a						
3, ΠΑΠΑΡΡΗΓΟΠΟΥΛΟΥ 3 ΑΘΗΝΑ	2103360800									
CITIGROUP GLOBAL MARKETS EUROPE AG				a	a					
16, REUTERWEG 16 FRANKFURT	+49 691366-0									
CITIGROUP GLOBAL MARKETS LIMITED				a						
1, 33 CANADA SQUARE - CANARY WHARF	+44 02079864000									
CREDIT SUISSE BANK (EUROPE), S.A.				a	a					
, CALLE AYALA 42, 3A PLANTA-B MADRID	+34917916000									
CREDIT SUISSE SECURITIES (EUROPE) LIMITED				a						
1, ONE CABOT SQUARE LONDON	+44 2078888888									
CYCLOS SECURITIES S.A.				a			a			
39, ΠΑΝΕΠΙΣΤΗΜΙΟΥ 39 ΑΘΗΝΑ	2103364300									
DEUTSCHE BANK S.A.					a					
1, GREAT WINCHESTER STREET LONDON	+44 20 754 54209	00441133361437								
DYNAMIC SECURITIES S.A.				a			a			a
, ΤΡΑΛΛΕΩΝ 2 & Α.ΣΥΓΓΡΟΥ 223 ΝΕΑ ΣΜΥΡΝΗ	2103677700									
EUROBANK EQUITIES INVESTMENT FIRM S.A				a		a	a	a		a
, ΦΙΛΕΛΛΗΝΩΝ 10 & ΞΕΝΟΦΩΝΤΟΣ 13 ΑΘΗΝΑ	2103720425									
EUROBANK S.A.									a	
, ΟΘΩΝΟΣ 8 ΑΘΗΝΑ	2103337000									
EUROCORP INVESTMENT SERVICES S.A.				a			a			a
14, ΠΛ.ΦΙΛΙΚΗΣ ΕΤΑΙΡΕΙΑΣ 14 ΑΘΗΝΑ	2107263600									
EUROTRUST INVESTMENT FIRM SA				a						
113, ΣΕΒΑΣΤΟΥΠΟΛΕΩΣ 113 ΑΘΗΝΑ	2103363100									
EUROXX SECURITIES S.A.				a		a	a	a		a
7, ΠΑΛΑΙΟΛΟΓΟΥ ΧΑΛΑΝΔΡΙ	(210)-6879400	(210)-6879401								
7, ΠΑΛΕΟΛΟΓΟΥ ΧΑΛΑΝΔΡΙ	+30 2106879400	210-6879401								
G. A. PERVANAS SECURITIES- INVESTMENT SERVICES S.A.				a						
7-9, ΣΟΦΟΚΛΕΟΥΣ 7-9 ΑΘΗΝΑ	2103727200									
GLOBAL CAPITAL SECURITIES & FINANCIAL SERVICES LTD				a	a					
50, ΛΑΡΧΙΠΕΡΙΣΚΟΠΟΥ ΜΑΚΑΡΙΟΥ Γ50	0035722710710									
HELLENIC AMERICAN SECURITIES S.A.				a		a	a			a
27, ΑΝΔΡΕΑ ΠΑΠΑΝΔΡΕΟΥ 27 ΜΑΡΟΥΣΙ	2103311100									
HELLENIC BANK (INVESTMENTS) LTD					a					
, ΑΥΞ.ΚΥΡΙΑΚΟΥ ΜΑΤΣΙ 31 - PO BOX 24747 NICOSIA	+357 22500100	357 22500110								
HSBC CONTINENTAL EUROPE									a	
109-111, Α.ΜΕΣΟΓΕΙΩΝ 109-111	2106960000									
INDEX SECURITIES S.A.				a						
6, ΔΡΑΓΑΤΣΑΝΙΟΥ 6 ΑΘΗΝΑ	2103213920									
J. CHR. MAVRIKIS SECURITIES S.A.				a						
5, ΣΟΦΟΚΛΕΟΥΣ 5 ΑΘΗΝΑ	2103216730									

Athex & ATHEXClear Members List

Member Name				Stock Market			Derivatives Market		ATHEXClear Member	
	Address	Phone	Fax	Market Member	Remote Member	Market Maker	Proprietary	Market Maker	General Clearing	Direct Clearing
KAPPA SECURITIES S.A.				a			a			
15, ΒΑΛΛΑΡΙΤΟΥ 15 ΑΘΗΝΑ	2103678600									
KARAMANOF SECURITIES & INVESTMENT SERVICES S.A.				a						
2, ΠΛ.ΑΓ.ΘΕΟΔΩΡΩΝ 2 ΑΘΗΝΑ	2103212947									
LAIKI FINANCIAL SERVICES LTD					a					
26, AVE. VYRONOS NICOSIA	357 22367367	357 22718567								
LEON DEPOLAS SECURITIES S.A.				a		a	a			
1, ΧΡΗΣΤΟΥ ΛΑΔΑ 1 ΑΘΗΝΑ	2103213276 -28									
MEGA EQUITY SECURITIES & FINANCIAL SERVICES PUBLIC LTD				a	a		a			
42-44, ΛΕΩΦ.ΓΡΙΒΑ ΔΙΓΕΝΗ 42-44	0035722711711									
MERIT SECURITIES S.A				a		a	a			a
5, ΣΟΦΟΚΛΕΟΥΣ 5 ΑΘΗΝΑ	2103671880									
MERRILL LYNCH INTERNATIONAL				a						
2, 2 KING EDWARD STREET LONDON	+44 20276281000									
N. CHRYSOCHOIDIS SECURITIES S.A.				a			a			a
7-9, ΣΟΦΟΚΛΕΟΥΣ 7-9 ΑΘΗΝΑ	2103213913									
NATIONAL BANK OF GREECE S.A.				a			a		a	
86, ΑΙΟΛΟΥ STR. ΑΘΗΝΑ	(210)-3341000	(210)-3228187								
68, ΑΚΑΔΙΜΙΑΣ STR. ΑΘΗΝΑ	(210)-3328817	(210)-3328678								
NATIONAL SECURITIES SINGLE MEMBER SA				a		a	a	a		
66, ΛΕΩΦΟΡΟΣ ΑΘΗΝΩΝ 128-132 & ΙΦΙΓΕΝΙΑΣ ΑΘΗΝΑ	2103328784									
NUNTIUS BROKERAGE AND INVESTMENT SERVICES S.A				a						
6, ΔΡΑΓΑΤΣΑΝΙΟΥ 6 ΑΘΗΝΑ	2103350599									
ONE PLUS CAPITAL LIMITED				a	a					
, 75 PRODROMOU AVENUE NICOSIA 1307	35722873760									
OPTIMA BANK S.A.				a		a	a	a	a	
32, ΑΙΓΙΑΛΕΙΑΣ 32 & ΠΑΡΑΔΕΙΣΟΥ ΜΑΡΟΥΣΙ	2108173663									
PANTELAKIS SECURITIES S.A.				a		a	a	a		
57, ΕΘΝΙΚΗΣ ΑΝΤΙΣΤΑΣΕΩΣ 57, ΚΤΙΡΙΟ Β CHALANDRI	2106965000									
PEGASUS SECURITIES S.A				a			a			
17, ΒΑΛΛΑΡΙΤΟΥ 17 & ΑΜΕΡΙΚΗΣ ΑΘΗΝΑ	2103670700									
PIRAEUS BANK S.A.				a			a		a	
, ΑΜΕΡΙΚΗΣ 4 ΑΘΗΝΑ	2103335000									
PIRAEUS SECURITIES S. A.				a		a	a	a		a
10, ΣΤΑΔΙΟΥ 10 ΑΘΗΝΑ	2103354100									
PROCHOICE SECURITIES LTD				a	a					
57, ΛΕΩΦ.ΣΠΥΡΟΥ ΚΥΠΡΙΑΝΟΥ 57, ΑΚΙΝΗΤΑ Φ	035724661192									
SHARELINK SECURITIES & FINANCIAL SERVICES LTD				a			a			
6, HOUSE-ΘΕΟΤΟΚΗ 6 ΜΕΓΑΡΟ ΕΛΜΗΝΑ	+357 22554200									
SOCIETE GENERALE S.A.				a	a		a			
, 17 COURS VALMY, CEDEX	+157290504									
SOLIDUS SECURITIES S.A				a			a			a
64, ΛΟΥΙΖΗΣ ΠΙΑΝΚΟΥΡ 64 ΑΘΗΝΑ	2106900600									
ST. EM. LAVRENTAKIS SECURITIES S.A.				a			a			
7-9, ΣΟΦΟΚΛΕΟΥΣ 7-9 ΑΘΗΝΑ	2103213336									
THE CYPRUS INVESTMENT & SECURITIES CORPORATION LTD				a	a					
154, ΛΕΩΦ. ΚΥΡΗΝΕΙΑΣ	0035722121700									
UBS EUROPE SE				a	a					
, OPERNTURM, BOCKENHEIMER LANDSTRASSE 2-4	496921790									
UBS LIMITED					a					
1, FINSBURY AVENUE LONDON	+44 2075687135									

List of Stocks under Market Making operations

Securities	Market Maker	Start Market Making	Stock Category
MLS MULTIMEDIA SA (CR)			Suspension Status
	PIRAEUS SECURITIES S. A.	01/08/2019	
ALPHA ETF FTSE Athex Large Cap			Exchange Traded Funds (ETFs)
	ALPHA FINANCE INVESTMENT SERVICES SINGLE MEMBER SA	02/01/1900	
	NATIONAL SECURITIES SINGLE MEMBER SA	02/01/1900	
ADMIE (IPTO) HOLDING S.A. (CR)			Main Market
	EUROBANK EQUITIES INVESTMENT FIRM S.A	24/05/2021	
	HELLENIC AMERICAN SECURITIES S.A.	09/03/2020	
	PIRAEUS SECURITIES S. A.	29/06/2017	
AEGEAN AIRLINES (CR)			Main Market
	EUROBANK EQUITIES INVESTMENT FIRM S.A	22/09/2020	
ALPHA SERVICES HOLD (CR)			Main Market
	ALPHA FINANCE INVESTMENT SERVICES SINGLE MEMBER SA	29/02/2016	
	EUROBANK EQUITIES INVESTMENT FIRM S.A	22/10/2006	
	HELLENIC AMERICAN SECURITIES S.A.	25/07/2014	
	LEON DEPOLAS SECURITIES S.A.	04/01/2016	
	MERIT SECURITIES S.A	03/09/2012	
	NATIONAL SECURITIES SINGLE MEMBER SA	02/01/1900	
	PIRAEUS SECURITIES S. A.	28/05/2009	
ANDROMEDA SA (CR)			Main Market
	BETA SECURITIES S.A.	15/02/2021	
AS COMPANY SA (CR)			Main Market
	EUROBANK EQUITIES INVESTMENT FIRM S.A	01/04/2019	
ATTICA BANK S.A. (CR)			Main Market
	EUROXX SECURITIES S.A.	22/01/2016	
	PIRAEUS SECURITIES S. A.	20/09/2017	
AUTOHELLAS SA (CR)			Main Market
	ALPHA FINANCE INVESTMENT SERVICES SINGLE MEMBER SA	01/07/2019	
	EUROXX SECURITIES S.A.	02/07/2018	
AVAX S.A. (CR)			Main Market
	EUROBANK EQUITIES INVESTMENT FIRM S.A	14/12/2015	
	PIRAEUS SECURITIES S. A.	01/02/2021	
AVE (CR)			Main Market
	EUROXX SECURITIES S.A.	05/06/2020	
BRIQ PROPERTIES (CR)			Main Market
	EUROBANK EQUITIES INVESTMENT FIRM S.A	09/09/2019	
	LEON DEPOLAS SECURITIES S.A.	22/02/2021	
BYTE COMPUTER SA (CR)			Main Market
	MERIT SECURITIES S.A	04/08/2008	
CC HBC AG (CR)			Main Market
	BETA SECURITIES S.A.	08/03/2021	
	NATIONAL SECURITIES SINGLE MEMBER SA	02/01/1900	
	PIRAEUS SECURITIES S. A.	04/05/2015	
CENERGY HOLDINGS (CB)			Main Market
	ALPHA FINANCE INVESTMENT SERVICES SINGLE MEMBER SA	02/01/2016	
	EUROBANK EQUITIES INVESTMENT FIRM S.A	02/01/2016	
CNL CAPITAL (CR)			Main Market
	MERIT SECURITIES S.A	01/10/2018	
EKTER SA (CR)			Main Market
	EUROBANK EQUITIES INVESTMENT FIRM S.A	16/10/2017	
	LEON DEPOLAS SECURITIES S.A.	21/05/2018	
ELASTRON (CR)			Main Market
	LEON DEPOLAS SECURITIES S.A.	20/02/2017	
ELLAKTOR (CR)			Main Market
	ALPHA FINANCE INVESTMENT SERVICES SINGLE MEMBER SA	18/03/2019	
	EUROBANK EQUITIES INVESTMENT FIRM S.A	01/06/2012	
	EUROXX SECURITIES S.A.	24/09/2018	
	NATIONAL SECURITIES SINGLE MEMBER SA	02/01/1900	
	PIRAEUS SECURITIES S. A.	22/10/2018	
ELTON SA (CR)			Main Market
	BETA SECURITIES S.A.	03/09/2012	
	LEON DEPOLAS SECURITIES S.A.	01/04/2019	
ELVALHALCOR (CR)			Main Market
	ALPHA FINANCE INVESTMENT SERVICES SINGLE MEMBER SA	07/05/2018	
	EUROBANK EQUITIES INVESTMENT FIRM S.A	07/05/2018	
ELVE SA (CR)			Main Market
	LEON DEPOLAS SECURITIES S.A.	02/11/2020	
ENTERSOFT (CR)			Main Market
	EUROBANK EQUITIES INVESTMENT FIRM S.A	22/06/2020	

List of Stocks under Market Making operations

Securities	Market Maker	Start Market Making	Stock Category
EUROBANK HOLDINGS (CR)			Main Market
	ALPHA FINANCE INVESTMENT SERVICES SINGLE MEMBER SA	09/01/2006	
	EUROBANK EQUITIES INVESTMENT FIRM S.A	01/06/2012	
	HELLENIC AMERICAN SECURITIES S.A.	25/07/2014	
	LEON DEPOLAS SECURITIES S.A.	30/11/2018	
	MERIT SECURITIES S.A	06/11/2017	
	NATIONAL SECURITIES SINGLE MEMBER SA	02/01/1900	
	PIRAEUS SECURITIES S. A.	28/09/2009	
EUROPEAN RELIANCE INSUR. (CR)			Main Market
	BETA SECURITIES S.A.	27/07/2020	
	PANTELAKIS SECURITIES S.A.	15/07/2019	
EYDAP S.A. (CR)			Main Market
	ALPHA FINANCE INVESTMENT SERVICES SINGLE MEMBER SA	27/01/2020	
	EUROBANK EQUITIES INVESTMENT FIRM S.A	10/06/2019	
FOURLIS (CR)			Main Market
	EUROBANK EQUITIES INVESTMENT FIRM S.A	01/12/2016	
	PIRAEUS SECURITIES S. A.	06/03/2017	
GEK TERNA (CR)			Main Market
	BETA SECURITIES S.A.	08/03/2021	
	EUROBANK EQUITIES INVESTMENT FIRM S.A	24/05/2021	
	PIRAEUS SECURITIES S. A.	29/08/2019	
GR. SARANTIS S.A. (CR)			Main Market
	BETA SECURITIES S.A.	14/05/2012	
	EUROBANK EQUITIES INVESTMENT FIRM S.A	24/10/2016	
HELLENIC EXCHANGES-A.S.E. (CR)			Main Market
	HELLENIC AMERICAN SECURITIES S.A.	01/09/2014	
	NATIONAL SECURITIES SINGLE MEMBER SA	02/01/1900	
	PIRAEUS SECURITIES S. A.	04/05/2015	
HELLENIC PETROLEUM (CR)			Main Market
	HELLENIC AMERICAN SECURITIES S.A.	14/09/2015	
	PIRAEUS SECURITIES S. A.	20/03/2017	
IDEAL HOLDINGS (CR)			Main Market
	EUROBANK EQUITIES INVESTMENT FIRM S.A	07/06/2021	
	PIRAEUS SECURITIES S. A.	07/06/2021	
IKTINOS HELLAS SA (CR)			Main Market
	ALPHA FINANCE INVESTMENT SERVICES SINGLE MEMBER SA	01/04/2019	
	EUROBANK EQUITIES INVESTMENT FIRM S.A	25/02/2019	
	NATIONAL SECURITIES SINGLE MEMBER SA	02/01/1900	
INTERCONTINENTAL (CR)			Main Market
	LEON DEPOLAS SECURITIES S.A.	03/06/2019	
INTERWOOD-XYLEMPORIA (CR)			Main Market
	EUROBANK EQUITIES INVESTMENT FIRM S.A	05/07/2021	
	PANTELAKIS SECURITIES S.A.	01/07/2021	
INTRAKAT (CR)			Main Market
	BETA SECURITIES S.A.	04/10/2021	
JUMBO SA (CR)			Main Market
	BETA SECURITIES S.A.	01/02/2021	
	EUROBANK EQUITIES INVESTMENT FIRM S.A	25/05/2020	
	MERIT SECURITIES S.A	06/11/2017	
	PIRAEUS SECURITIES S. A.	06/03/2017	
KARAMOLEGOS SA (CR)			Main Market
	EUROXX SECURITIES S.A.	04/10/2019	
KLOUKINAS - LAPPAS SA (CR)			Main Market
	BETA SECURITIES S.A.	22/09/2014	
KRI-KRI S.A. (CR)			Main Market
	EUROBANK EQUITIES INVESTMENT FIRM S.A	07/05/2018	
	LEON DEPOLAS SECURITIES S.A.	16/01/2017	
LAMDA DEVELOPMENT SA (CR)			Main Market
	EUROBANK EQUITIES INVESTMENT FIRM S.A	08/12/2014	
	PANTELAKIS SECURITIES S.A.	06/11/2017	
	PIRAEUS SECURITIES S. A.	29/06/2017	
LAMPSA HOTEL SA (CR)			Main Market
	LEON DEPOLAS SECURITIES S.A.	16/01/2017	
MARFIN INVESTMENT GROUP (CR)			Main Market
	EUROBANK EQUITIES INVESTMENT FIRM S.A	23/03/2015	
	PIRAEUS SECURITIES S. A.	02/02/2009	

List of Stocks under Market Making operations

Securities	Market Maker	Start Market Making	Stock Category
MOTOR OIL (CR)			Main Market
BETA SECURITIES S.A.		08/03/2021	
EUROBANK EQUITIES INVESTMENT FIRM S.A		22/10/2006	
LEON DEPOLAS SECURITIES S.A.		01/04/2019	
MERIT SECURITIES S.A		25/02/2019	
NATIONAL SECURITIES SINGLE MEMBER SA		02/01/1900	
PIRAEUS SECURITIES S. A.		04/05/2015	
MYTILINEOS (CR)			Main Market
ALPHA FINANCE INVESTMENT SERVICES SINGLE MEMBER SA		15/04/2019	
EUROBANK EQUITIES INVESTMENT FIRM S.A		20/09/2017	
MERIT SECURITIES S.A		25/02/2019	
NATIONAL SECURITIES SINGLE MEMBER SA		02/01/1900	
PIRAEUS SECURITIES S. A.		04/05/2015	
NATIONAL BANK (CR)			Main Market
ALPHA FINANCE INVESTMENT SERVICES SINGLE MEMBER SA		09/01/2006	
BETA SECURITIES S.A.		01/02/2021	
EUROBANK EQUITIES INVESTMENT FIRM S.A		22/10/2006	
HELLENIC AMERICAN SECURITIES S.A.		25/07/2014	
LEON DEPOLAS SECURITIES S.A.		20/05/2015	
MERIT SECURITIES S.A		03/09/2012	
NATIONAL SECURITIES SINGLE MEMBER SA		02/01/1900	
PIRAEUS SECURITIES S. A.		08/09/2008	
OPAP (CR)			Main Market
ALPHA FINANCE INVESTMENT SERVICES SINGLE MEMBER SA		09/01/2006	
EUROBANK EQUITIES INVESTMENT FIRM S.A		22/10/2006	
HELLENIC AMERICAN SECURITIES S.A.		25/07/2014	
MERIT SECURITIES S.A		20/03/2017	
NATIONAL SECURITIES SINGLE MEMBER SA		02/01/1900	
PIRAEUS SECURITIES S. A.		04/05/2015	
OTE (CR)			Main Market
ALPHA FINANCE INVESTMENT SERVICES SINGLE MEMBER SA		09/01/2006	
EUROBANK EQUITIES INVESTMENT FIRM S.A		22/10/2006	
HELLENIC AMERICAN SECURITIES S.A.		25/07/2014	
LEON DEPOLAS SECURITIES S.A.		20/04/2015	
MERIT SECURITIES S.A		20/03/2017	
NATIONAL SECURITIES SINGLE MEMBER SA		02/01/1900	
PIRAEUS SECURITIES S. A.		08/09/2008	
P.P.A. S.A. (CR)			Main Market
EUROBANK EQUITIES INVESTMENT FIRM S.A		06/02/2019	
PAPOUTSANIS (CR)			Main Market
ALPHA FINANCE INVESTMENT SERVICES SINGLE MEMBER SA		19/11/2018	
BETA SECURITIES S.A.		25/11/2013	
EUROBANK EQUITIES INVESTMENT FIRM S.A		06/12/2021	
PETROPOULOS PETROS (CR)			Main Market
EUROBANK EQUITIES INVESTMENT FIRM S.A		01/04/2019	
PANTELAKIS SECURITIES S.A.		16/03/2020	
PIRAEUS FINANCIAL HOLD (CR)			Main Market
ALPHA FINANCE INVESTMENT SERVICES SINGLE MEMBER SA		15/04/2019	
EUROBANK EQUITIES INVESTMENT FIRM S.A		22/10/2006	
EUROXX SECURITIES S.A.		15/02/2016	
HELLENIC AMERICAN SECURITIES S.A.		25/07/2014	
LEON DEPOLAS SECURITIES S.A.		30/11/2018	
MERIT SECURITIES S.A		16/09/2013	
NATIONAL SECURITIES SINGLE MEMBER SA		02/01/1900	
PIRAEUS SECURITIES S. A.		16/02/2009	
PLAISIO COMPUTERS SA (CR)			Main Market
EUROBANK EQUITIES INVESTMENT FIRM S.A		02/03/2015	
PPC (CR)			Main Market
ALPHA FINANCE INVESTMENT SERVICES SINGLE MEMBER SA		09/01/2006	
BETA SECURITIES S.A.		01/02/2021	
EUROBANK EQUITIES INVESTMENT FIRM S.A		22/10/2006	
HELLENIC AMERICAN SECURITIES S.A.		01/09/2014	
MERIT SECURITIES S.A		06/11/2017	
NATIONAL SECURITIES SINGLE MEMBER SA		02/01/1900	
PIRAEUS SECURITIES S. A.		28/09/2009	
PREMIA (CR)			Main Market
BETA SECURITIES S.A.		01/06/2021	
PANTELAKIS SECURITIES S.A.		23/12/2021	

List of Stocks under Market Making operations

Securities	Market Maker	Start Market Making	Stock Category
PROFILE SA (CR)			Main Market
	PANTELAKIS SECURITIES S.A.	01/07/2019	
QUEST HOLDINGS (CR)			Main Market
	BETA SECURITIES S.A.	26/03/2018	
	EUROBANK EQUITIES INVESTMENT FIRM S.A	28/01/2019	
TERNA ENERGY (CR)			Main Market
	BETA SECURITIES S.A.	08/03/2021	
	EUROBANK EQUITIES INVESTMENT FIRM S.A	24/05/2021	
	PIRAEUS SECURITIES S. A.	09/12/2019	
THRACE PLASTICS SA (CR)			Main Market
	ALPHA FINANCE INVESTMENT SERVICES SINGLE MEMBER SA	26/03/2018	
	EUROBANK EQUITIES INVESTMENT FIRM S.A	26/03/2018	
TITAN CEMENT (CB)			Main Market
	BETA SECURITIES S.A.	01/02/2021	
	EUROBANK EQUITIES INVESTMENT FIRM S.A	06/11/2019	
	PIRAEUS SECURITIES S. A.	18/01/2021	
TZIRAKIAN PROFIL (CR)			Main Market
	LEON DEPOLAS SECURITIES S.A.	19/07/2021	
UNIBIOS (CR)			Main Market
	LEON DEPOLAS SECURITIES S.A.	01/02/2021	
VIOHALCO SA/NV (CB)			Main Market
	ALPHA FINANCE INVESTMENT SERVICES SINGLE MEMBER SA	11/03/2008	
	EUROBANK EQUITIES INVESTMENT FIRM S.A	04/03/2014	
	MERIT SECURITIES S.A	17/03/2014	

Underlying Asset				Derivatives Market													
Price max	Price min	Closing price	change	Delivery Month	Open price	Price max	Price min	Last price	Closing price	Last Bid	Last Ask	Fixing price*	Life high	Life low	Trades	Volume	Open Interest
FTSE/Athex Large Cap				(Trade Unit: 1 Index Point x 2€, Cash Settlement)													
2,229.79	2,181.19	2,214.90	1.55%	January 2022	2,181.00	2,228.00	2,181.00	2,212.00	2,212.00	---	---	---	2,228.00	---	170	942	2,470
				February 2022	2,201.00	2,222.00	2,201.00	2,213.75	2,213.75	---	---	---	2,222.00	---	10	32	145
				March 2022	---	---	---	---	2,189.75	---	---	---	---	---	---	---	---
				June 2022	---	---	---	---	2,200.75	---	---	---	---	---	---	---	---
				September 2022	---	---	---	---	2,211.75	---	---	---	---	---	---	---	---
				December 2022	---	---	---	---	2,222.75	---	---	---	---	---	---	---	---
FTSE/Athex Banks				(Trade Unit: 1 Index Point x 15€, Cash Settlement)													
621.74	596.08	619.34	3.90%	March 2022	614.75	614.75	614.25	614.25	614.25	---	---	---	614.75	---	2	2	10
				June 2022	---	---	---	---	601.50	---	---	---	---	---	---	---	---
				September 2022	---	---	---	---	604.50	---	---	---	---	---	---	---	---
				December 2022	---	---	---	---	607.50	---	---	---	---	---	---	---	---

Derivatives notes

Fixing prices and final open positions can be retrieved from the following path <http://www.helex.gr/el/web/guest/statistics-end-of-day-derivatives>

Underlying Asset				Derivatives Market													
Price max	Price min	Closing price	change	Delivery Month	Open price	Price max	Price min	Last price	Closing price	Last Bid	Last Ask	Fixing price*	Life high	Life low	Trades	Volume	Open Interest
2.51	2.475	2.48	0.20%	(Contract Size: 100 Securities, Physical Delivery)													
				March 2022	2.51	2.51	2.49	2.50	2.50	---	---	---	2.55	---	8	50	5,117
				June 2022	---	---	---	---	2.50	---	---	---	---	---	---	---	---
				September 2022	---	---	---	---	2.51	---	---	---	---	---	---	---	---
				December 2022	---	---	---	---	2.52	---	---	---	---	---	---	---	---
1.157	1.105	1.157	5.18%	(Contract Size: 100 Securities, Physical Delivery)													
				March 2022	1.11	1.16	1.11	1.16	1.16	---	---	---	1.16	---	583	24,651	104,855
				June 2022	---	---	---	---	1.08	---	---	---	1.10	---	---	---	101
				September 2022	---	---	---	---	1.12	---	---	---	---	---	---	---	---
				December 2022	---	---	---	---	1.12	---	---	---	---	---	---	---	---
32	31.3	31.78	2.48%	(Contract Size: 100 Securities, Physical Delivery)													
				March 2022	31.85	31.85	31.59	31.59	31.59	---	---	---	31.85	---	3	4	109
				June 2022	---	---	---	---	31.29	---	---	---	---	---	---	---	---
				September 2022	---	---	---	---	31.44	---	---	---	---	---	---	---	---
				December 2022	---	---	---	---	31.60	---	---	---	---	---	---	---	---
3.16	3.1	3.125	-0.16%	(Contract Size: 100 Securities, Physical Delivery)													
				March 2022	3.15	3.18	3.15	3.15	3.15	---	---	---	3.22	---	15	51	12,064
				June 2022	---	---	---	---	3.16	---	---	---	---	---	---	---	---
				September 2022	---	---	---	---	3.17	---	---	---	---	---	---	---	---
				December 2022	---	---	---	---	3.19	---	---	---	---	---	---	---	---
1.36	1.32	1.336	0.22%	(Contract Size: 100 Securities, Physical Delivery)													
				March 2022	1.35	1.37	1.34	1.34	1.34	---	---	---	1.54	---	19	169	10,766
				June 2022	---	---	---	---	1.34	---	---	---	---	---	---	---	---
				September 2022	---	---	---	---	1.35	---	---	---	---	---	---	---	---
				December 2022	---	---	---	---	1.36	---	---	---	---	---	---	---	---
0.9944	0.962	0.9868	3.33%	(Contract Size: 100 Securities, Physical Delivery)													
				March 2022	0.969	0.995	0.969	0.982	0.982	---	---	---	0.995	---	164	4,286	26,906
				June 2022	---	---	---	---	0.964	---	---	---	---	---	---	---	---
				September 2022	---	---	---	---	0.968	---	---	---	---	---	---	---	---
				December 2022	---	---	---	---	0.973	---	---	---	---	---	---	---	---
7.88	7.72	7.8	0.52%	(Contract Size: 100 Securities, Physical Delivery)													
				March 2022	7.77	7.77	7.77	7.77	7.77	---	---	---	7.83	---	3	3	467
				June 2022	---	---	---	---	7.83	---	---	---	---	---	---	---	---
				September 2022	---	---	---	---	7.87	---	---	---	---	---	---	---	---
				December 2022	---	---	---	---	7.91	---	---	---	---	---	---	---	---

Derivatives notes

Fixing prices and final open positions can be retrieved from the following path <http://www.helex.gr/el/web/guest/statistics-end-of-day-derivatives>

Underlying Asset				Derivatives Market													
Price max	Price min	Closing price	change	Delivery Month	Open price	Price max	Price min	Last price	Closing price	Last Bid	Last Ask	Fixing price*	Life high	Life low	Trades	Volume	Open Interest
FOURLIS (CR)				(Contract Size: 100 Securities, Physical Delivery)													
4.17	4.07	4.115	-0.24%	March 2022	4.16	4.18	4.11	4.11	4.11	---	---	---	4.18	---	71	236	3,538
				June 2022	---	---	---	---	4.25	---	---	---	4.14	---	---	---	50
				September 2022	---	---	---	---	4.18	---	---	---	---	---	---	---	---
				December 2022	---	---	---	---	4.20	---	---	---	---	---	---	---	---
GEK TERNA (CR)				(Contract Size: 100 Securities, Physical Delivery)													
9.65	9.54	9.6	0.00%	March 2022	9.67	9.67	9.60	9.61	9.61	---	---	---	9.92	---	23	171	6,688
				June 2022	---	---	---	---	9.69	---	---	---	---	---	---	---	---
				September 2022	---	---	---	---	9.73	---	---	---	---	---	---	---	---
				December 2022	---	---	---	---	9.78	---	---	---	---	---	---	---	---
HELLENIC EXCHANGES-A.S.E. (CR)				(Contract Size: 100 Securities, Physical Delivery)													
3.765	3.715	3.745	1.08%	March 2022	3.76	3.80	3.76	3.78	3.78	---	---	---	3.85	---	9	51	886
				June 2022	---	---	---	---	3.74	---	---	---	---	---	---	---	---
				September 2022	---	---	---	---	3.76	---	---	---	---	---	---	---	---
				December 2022	---	---	---	---	3.78	---	---	---	---	---	---	---	---
HELLENIC PETROLEUM (CR)				(Contract Size: 100 Securities, Physical Delivery)													
6.39	6.28	6.3	-0.79%	March 2022	6.38	6.39	6.33	6.35	6.35	---	---	---	6.39	---	5	7	1,964
				June 2022	---	---	---	---	6.41	---	---	---	---	---	---	---	---
				September 2022	---	---	---	---	6.44	---	---	---	---	---	---	---	---
				December 2022	---	---	---	---	6.47	---	---	---	---	---	---	---	---
INTRACOM HOLDINGS (CR)				(Contract Size: 100 Securities, Physical Delivery)													
1.858	1.77	1.77	-3.17%	March 2022	1.87	1.87	1.79	1.79	1.79	---	---	---	2.14	---	44	141	6,604
				June 2022	---	---	---	---	1.84	---	---	---	---	---	---	---	---
				September 2022	---	---	---	---	1.85	---	---	---	---	---	---	---	---
				December 2022	---	---	---	---	1.86	---	---	---	---	---	---	---	---
JUMBO SA (CR)				(Contract Size: 100 Securities, Physical Delivery)													
13.2	12.85	13.16	3.46%	March 2022	12.60	12.86	12.51	12.86	12.86	---	---	---	13.27	---	68	186	1,970
				June 2022	---	---	---	---	12.83	---	---	---	---	---	---	---	---
				September 2022	---	---	---	---	12.90	---	---	---	---	---	---	---	---
				December 2022	---	---	---	---	12.96	---	---	---	---	---	---	---	---
LAMDA DEVELOPMENT SA (CR)				(Contract Size: 100 Securities, Physical Delivery)													
7.17	7.115	7.16	-0.21%	March 2022	7.17	7.25	7.15	7.15	7.15	---	---	---	7.58	---	45	170	5,829
				June 2022	---	---	---	---	7.26	---	---	---	7.07	---	---	---	340
				September 2022	---	---	---	---	7.28	---	---	---	---	---	---	---	---
				December 2022	---	---	---	---	7.31	---	---	---	---	---	---	---	---

Derivatives notes

Fixing prices and final open positions can be retrieved from the following path <http://www.helex.gr/el/web/guest/statistics-end-of-day-derivatives>

Underlying Asset				Derivatives Market													
Price max	Price min	Closing price	change	Delivery Month	Open price	Price max	Price min	Last price	Closing price	Last Bid	Last Ask	Fixing price*	Life high	Life low	Trades	Volume	Open Interest
MARFIN INVESTMENT GROUP (CR)				(Contract Size: 100 Securities, Physical Delivery)													
0.031	0.0298	0.0309	3.00%	March 2022	0.031	0.032	0.031	0.032	0.032	---	---	---	0.036	---	9	536	25,755
				June 2022	---	---	---	---	0.030	---	---	---	---	---	---	---	---
				September 2022	---	---	---	---	0.030	---	---	---	---	---	---	---	---
				December 2022	---	---	---	---	0.031	---	---	---	---	---	---	---	---
MOTOR OIL (CR)				(Contract Size: 100 Securities, Physical Delivery)													
14.13	13.92	14.12	1.29%	March 2022	14.02	14.10	14.02	14.10	14.10	---	---	---	14.20	---	9	24	2,378
				June 2022	---	---	---	---	14.06	---	---	---	---	---	---	---	---
				September 2022	---	---	---	---	14.14	---	---	---	---	---	---	---	---
				December 2022	---	---	---	---	14.21	---	---	---	---	---	---	---	---
MYTILINEOS (CR)				(Contract Size: 100 Securities, Physical Delivery)													
15.3	14.95	15.16	1.13%	March 2022	15.05	15.35	15.00	15.10	15.10	---	---	---	16.25	---	55	161	5,687
				June 2022	---	---	---	---	15.12	---	---	---	---	---	---	---	---
				September 2022	---	---	---	---	15.20	---	---	---	---	---	---	---	---
				December 2022	---	---	---	---	15.28	---	---	---	---	---	---	---	---
NATIONAL BANK (CR)				(Contract Size: 100 Securities, Physical Delivery)													
3.14	2.976	3.09	3.41%	March 2022	2.98	3.14	2.98	3.09	3.09	---	---	---	3.14	---	361	6,900	27,219
				June 2022	---	---	---	---	3.01	---	---	---	---	---	---	---	---
				September 2022	---	---	---	---	3.03	---	---	---	---	---	---	---	---
				December 2022	---	---	---	---	3.04	---	---	---	---	---	---	---	---
OPAP (CR)				(Contract Size: 100 Securities, Physical Delivery)													
12.9	12.58	12.58	-0.94%	March 2022	12.86	12.88	12.64	12.69	12.69	---	---	---	13.30	---	37	139	1,953
				June 2022	12.60	12.60	12.60	12.60	12.60	---	---	---	12.60	---	1	30	---
				September 2022	---	---	---	---	12.88	---	---	---	---	---	---	---	---
				December 2022	---	---	---	---	12.94	---	---	---	---	---	---	---	---
OTE (CR)				(Contract Size: 100 Securities, Physical Delivery)													
16.65	16.33	16.4	0.43%	March 2022	16.57	16.61	16.37	16.45	16.45	---	---	---	16.82	---	13	31	1,299
				June 2022	---	---	---	---	16.48	---	---	---	---	---	---	---	---
				September 2022	---	---	---	---	16.56	---	---	---	---	---	---	---	---
				December 2022	---	---	---	---	16.64	---	---	---	---	---	---	---	---
P.P.A. S.A. (CR)				(Contract Size: 100 Securities, Physical Delivery)													
17.46	17.24	17.4	0.00%	March 2022	17.50	17.50	17.42	17.47	17.47	---	---	---	18.15	---	8	9	579
				June 2022	---	---	---	---	17.56	---	---	---	---	---	---	---	---
				September 2022	---	---	---	---	17.64	---	---	---	---	---	---	---	---
				December 2022	---	---	---	---	17.73	---	---	---	---	---	---	---	---

Derivatives notes

Fixing prices and final open positions can be retrieved from the following path <http://www.helex.gr/el/web/guest/statistics-end-of-day-derivatives>

Underlying Asset				Derivatives Market													
Price max	Price min	Closing price	change	Delivery Month	Open price	Price max	Price min	Last price	Closing price	Last Bid	Last Ask	Fixing price*	Life high	Life low	Trades	Volume	Open Interest
PIRAEUS FINANCIAL HOLD (CR)				(Contract Size: 100 Securities, Physical Delivery)													
1.37	1.318	1.358	3.03%	March 2022	1.34	1.38	1.34	1.36	1.36	---	---	---	1.38	---	144	3,022	37,511
				June 2022	---	---	---	---	1.33	---	---	---	---	---	---	---	---
				September 2022	---	---	---	---	1.34	---	---	---	---	---	---	---	---
				December 2022	---	---	---	---	1.34	---	---	---	---	---	---	---	---
PPC (CR)				(Contract Size: 100 Securities, Physical Delivery)													
9.14	8.91	8.91	-1.66%	March 2022	9.08	9.19	8.96	8.96	8.96	---	---	---	10.69	---	209	1,466	15,947
				June 2022	---	---	---	---	9.14	---	---	---	---	---	---	---	---
				September 2022	---	---	---	---	9.19	---	---	---	---	---	---	---	---
				December 2022	---	---	---	---	9.23	---	---	---	---	---	---	---	---
TERNA ENERGY (CR)				(Contract Size: 100 Securities, Physical Delivery)													
13.36	13.2	13.3	0.91%	March 2022	13.30	13.38	13.28	13.28	13.28	---	---	---	13.89	---	12	58	1,363
				June 2022	---	---	---	---	13.30	---	---	---	---	---	---	---	---
				September 2022	---	---	---	---	13.36	---	---	---	---	---	---	---	---
				December 2022	---	---	---	---	13.43	---	---	---	---	---	---	---	---
TITAN CEMENT (CB)				(Contract Size: 100 Securities, Physical Delivery)													
14.36	14.04	14.24	1.14%	March 2022	14.14	14.40	14.14	14.20	14.20	---	---	---	15.10	---	12	28	1,676
				June 2022	---	---	---	---	14.21	---	---	---	---	---	---	---	---
				September 2022	---	---	---	---	14.28	---	---	---	---	---	---	---	---
				December 2022	---	---	---	---	14.35	---	---	---	---	---	---	---	---
VIOHALCO SA/NV (CB)				(Contract Size: 100 Securities, Physical Delivery)													
4.64	4.52	4.55	0.33%	March 2022	4.56	4.64	4.54	4.55	4.55	---	---	---	4.76	---	21	63	8,067
				June 2022	---	---	---	---	4.58	---	---	---	---	---	---	---	---
				September 2022	---	---	---	---	4.60	---	---	---	---	---	---	---	---
				December 2022	---	---	---	---	4.62	---	---	---	---	---	---	---	---

Derivatives notes

Fixing prices and final open positions can be retrieved from the following path <http://www.helex.gr/el/web/guest/statistics-end-of-day-derivatives>

FTSE/Athex Large Cap

(Trade Unit: 1 Index Point x 2€ - Exercise Style: European, Cash Settlement)

Exercise Price	Call Options														Put Options																		
	January 2022							February 2022							Other Months		January 2022							February 2022							Other Months		Exercise Price
	Open price	Price max	Price min	Last price	Closing price	Volume	Open Interest	Open price	Price max	Price min	Last price	Closing price	Volume	Open Interest	Volume	Open Interest	Open price	Price max	Price min	Last price	Closing price	Volume	Open Interest	Open price	Price max	Price min	Last price	Closing price	Volume	Open Interest	Volume	Open Interest	
1,875	-	-	-	-	-	-	-	-	-	-	-	-	-	-	-	-	-	-	-	-	-	-	-	-	-	-	-	-	-	-	-	-	
1,900	0.00	0.00	0.00	-	277.00	-	-	0.00	0.00	0.00	-	277.00	-	-	-	0.00	0.00	0.00	-	0.02	-	1	0.00	0.00	0.00	-	1.90	-	-	-	-	1,900	
1,925	0.00	0.00	0.00	-	252.00	-	-	0.00	0.00	0.00	-	253.00	-	-	-	0.00	0.00	0.00	-	0.05	-	-	0.00	0.00	0.00	-	3.00	-	-	-	-	1,925	
1,950	0.00	0.00	0.00	-	227.00	-	-	0.00	0.00	0.00	-	230.00	-	-	-	0.00	0.00	0.00	-	0.14	-	7	0.00	0.00	0.00	-	4.50	-	-	-	-	1,950	
1,975	0.00	0.00	0.00	-	202.00	-	-	0.00	0.00	0.00	-	207.00	-	-	-	0.00	0.00	0.00	-	0.35	-	-	0.00	0.00	0.00	-	6.70	-	-	-	-	1,975	
2,000	0.00	0.00	0.00	-	178.00	-	-	0.00	0.00	0.00	-	185.00	-	-	-	0.00	0.00	0.00	-	0.79	-	103	0.00	0.00	0.00	-	9.60	-	-	-	-	2,000	
2,050	0.00	0.00	0.00	-	130.00	-	30	0.00	0.00	0.00	-	144.00	-	-	-	0.00	0.00	0.00	-	3.30	-	20	0.00	0.00	0.00	-	18.25	-	-	-	-	2,050	
2,100	0.00	0.00	0.00	-	87.50	-	1	0.00	0.00	0.00	-	107.00	-	60	-	0.00	0.00	0.00	-	10.25	-	158	22.25	25.25	22.25	25.00	25.00	3	43	-	-	2,100	
2,150	80.00	80.00	80.00	80.00	80.00	6	41	0.00	0.00	0.00	-	77.00	-	-	-	13.75	80.00	13.75	13.75	13.75	20	107	0.00	0.00	0.00	-	51.50	-	-	-	-	2,150	
2,200	41.50	44.00	41.50	44.00	44.00	23	68	0.00	0.00	0.00	-	52.50	-	20	-	0.00	44.00	0.00	-	49.75	-	60	0.00	0.00	0.00	-	77.00	-	-	-	-	2,200	
2,250	21.00	24.00	20.00	24.00	24.00	17	21	49.75	49.75	49.75	49.75	49.75	1	1	-	60.00	24.00	60.00	60.00	60.00	5	20	85.00	85.00	85.00	85.00	85.00	1	20	-	-	2,250	
2,300	0.00	0.00	0.00	-	4.50	-	-	0.00	0.00	0.00	-	21.25	-	-	-	0.00	0.00	0.00	-	127.00	-	-	0.00	0.00	0.00	-	145.00	-	-	-	-	2,300	
2,350	0.00	0.00	0.00	-	1.40	-	-	0.00	0.00	0.00	-	12.50	-	-	-	0.00	0.00	0.00	-	174.00	-	-	0.00	0.00	0.00	-	186.00	-	-	-	-	2,350	
2,400	0.00	0.00	0.00	-	0.39	-	-	0.00	0.00	0.00	-	7.10	-	-	-	0.00	0.00	0.00	-	223.00	-	-	0.00	0.00	0.00	-	231.00	-	-	-	-	2,400	
2,450	0.00	0.00	0.00	-	0.09	-	-	0.00	0.00	0.00	-	3.80	-	-	-	0.00	0.00	0.00	-	273.00	-	-	0.00	0.00	0.00	-	277.00	-	-	-	-	2,450	
2,500	-	-	-	-	-	-	-	-	-	-	-	-	-	-	-	-	-	-	-	-	-	-	-	-	-	-	-	-	-	-	-	2,500	
Totals:						46	161						1	81	0	0					25	476					4	63	0	0			
Number of Trades:							7						1		0						2						4			0			

ALPHA SERVICES HOLD (CR)

(Contract Size: 100 Securities, Exercise Style: American, Physical Delivery)

Exercise Price	Call Options														Put Options														Exercise Price											
	January 2022						February 2022						Other Months		January 2022						February 2022						Other Months													
	Open price	Price max	Price min	Last price	Closing price	Volume	Open Interest	Open price	Price max	Price min	Last price	Closing price	Volume	Open Interest	Volume	Open Interest	Open price	Price max	Price min	Last price	Closing price	Volume	Open Interest	Open price	Price max	Price min	Last price	Closing price		Volume	Open Interest	Volume	Open Interest							
0.650						-	-							-	-							-	-							-	-							-	-	0.007
0.700						-	-							-	-							-	-							-	-							-	-	0.007
0.750	0.000	0.000	0.000	0.351		-	-	0.000	0.000	0.000	0.352		-	-			0.000	0.000	0.000	0.001		-	-	0.000	0.000	0.000	0.001		-	-						0.008				
0.800	0.000	0.000	0.000	0.301		-	-	0.000	0.000	0.000	0.303		-	-			0.000	0.000	0.000	0.001		-	-	0.000	0.000	0.000	0.001		-	-						0.008				
0.850	0.000	0.000	0.000	0.252		-	-	0.000	0.000	0.000	0.254		-	-			0.000	0.000	0.000	0.001		-	-	0.000	0.000	0.000	0.002		-	-						0.009				
0.900	0.000	0.000	0.000	0.204		-	-	0.000	0.000	0.000	0.207		-	-			0.000	0.000	0.000	0.003		-	-	0.000	0.000	0.000	0.005		-	-						0.009				
0.950	0.000	0.000	0.000	0.158		-	-	0.000	0.000	0.000	0.164		-	-			0.000	0.000	0.000	0.008		-	-	0.000	0.000	0.000	0.012		-	-						0.010				
1.000	0.000	0.000	0.000	0.118		-	-	0.190	0.190	0.190	0.190	10	-	-			0.000	0.000	0.000	0.017		-	-	0.000	0.000	0.000	0.023		-	-						0.010				
1.100	0.000	0.000	0.000	0.055		-	-	0.000	0.000	0.000	0.065		-	-			0.000	0.000	0.000	0.055		-	-	0.000	0.000	0.000	0.062		-	-						0.011				
1.200	0.000	0.000	0.000	0.021		-	-	0.000	0.000	0.000	0.029		-	-			0.000	0.000	0.000	0.121		-	-	0.000	0.000	0.000	0.127		-	-						0.012				
1.300	0.000	0.000	0.000	0.007		-	-	0.000	0.000	0.000	0.011		-	-			0.000	0.000	0.000	0.206		-	-	0.000	0.000	0.000	0.209		-	-						0.013				
1.400	0.000	0.000	0.000	0.002		-	-	0.000	0.000	0.000	0.004		-	-			0.000	0.000	0.000	0.301		-	-	0.000	0.000	0.000	0.302		-	-						0.014				
1.500	0.000	0.000	0.000	0.001		-	-	0.000	0.000	0.000	0.001		-	-			0.000	0.000	0.000	0.400		-	-	0.000	0.000	0.000	0.400		-	-						0.015				
1.600	0.000	0.000	0.000	0.001		-	-	0.000	0.000	0.000	0.001		-	-			0.000	0.000	0.000	0.500		-	-	0.000	0.000	0.000	0.500		-	-						0.016				
1.700						-	-						-	-							-	-						-	-							-	-	0.017		
1.800						-	-						-	-							-	-						-	-							-	-	0.018		
Totals:						0	0					10	0	0	0						0	0						0	0	0	0	0	0							
Number of Trades:						0						1		0							0.00							0								0				

NATIONAL BANK (CR)

(Contract Size: 100 Securities, Exercise Style: American, Physical Delivery)

Exercise Price	Call Options														Put Options										Exercise Price															
	January 2022							February 2022							Other Months		January 2022					February 2022					Other Months													
	Open price	Price max	Price min	Last price	Closing price	Volume	Open Interest	Open price	Price max	Price min	Last price	Closing price	Volume	Open Interest	Volume	Open Interest	Open price	Price max	Price min	Last price	Closing price	Volume	Open Interest	Open price		Price max	Price min	Last price	Closing price	Volume	Open Interest	Volume	Open Interest							
1.600						-	-							-	-							-	-							-	-							-	-	0.016
1.700						-	-							-	-							-	-							-	-							-	-	0.017
1.800	0.000	0.000	0.000		1.19	-	-	0.000	0.000	0.000		1.19	-	-		0.000	0.000	0.000		0.001	-	-		0.000	0.000	0.000		0.001	-	-		0.000	0.000	0.000		0.001	-	-	0.018	
1.900	0.000	0.000	0.000		1.09	-	-	0.000	0.000	0.000		1.09	-	-		0.000	0.000	0.000		0.001	-	-		0.000	0.000	0.000		0.001	-	-		0.000	0.000	0.000		0.001	-	-	0.019	
2.000	0.000	0.000	0.000		0.992	-	-	0.000	0.000	0.000		0.995	-	-		0.000	0.000	0.000		0.001	-	-		0.000	0.000	0.000		0.001	-	-		0.000	0.000	0.000		0.001	-	-	0.020	
2.200	0.000	0.000	0.000		0.792	-	-	0.000	0.000	0.000		0.795	-	-		0.000	0.000	0.000		0.001	-	-		0.000	0.000	0.000		0.001	-	-		0.000	0.000	0.000		0.001	-	-	0.022	
2.400	0.000	0.000	0.000		0.592	-	-	0.000	0.000	0.000		0.599	-	-		0.000	0.000	0.000		0.001	-	-		0.000	0.000	0.000		0.003	-	-		0.000	0.000	0.000		0.003	-	-	0.024	
2.600	0.000	0.000	0.000		0.393	-	-	0.000	0.000	0.000		0.412	-	-		0.000	0.000	0.000		0.001	-	-		0.000	0.000	0.000		0.016	-	-		0.000	0.000	0.000		0.016	-	-	0.026	
2.800	0.000	0.000	0.000		0.210	-	7	0.000	0.000	0.000		0.252	-	-		0.000	0.000	0.000		0.018	-	-		0.000	0.000	0.000		0.056	-	-		0.000	0.000	0.000		0.056	-	-	0.028	
3.000	0.000	0.000	0.000		0.078	-	-	0.000	0.000	0.000		0.135	-	-		0.000	0.000	0.000		0.086	-	-		0.000	0.000	0.000		0.138	-	-		0.000	0.000	0.000		0.138	-	-	0.030	
3.200	0.000	0.000	0.000		0.019	-	-	0.000	0.000	0.000		0.062	-	-		0.000	0.000	0.000		0.227	-	-		0.000	0.000	0.000		0.266	-	-		0.000	0.000	0.000		0.266	-	-	0.032	
3.400	0.000	0.000	0.000		0.003	-	-	0.000	0.000	0.000		0.024	-	-		0.000	0.000	0.000		0.411	-	-		0.000	0.000	0.000		0.429	-	-		0.000	0.000	0.000		0.429	-	-	0.034	
3.600	0.000	0.000	0.000		0.001	-	-	0.000	0.000	0.000		0.009	-	-		0.000	0.000	0.000		0.610	-	-		0.000	0.000	0.000		0.614	-	-		0.000	0.000	0.000		0.614	-	-	0.036	
3.800	0.000	0.000	0.000		0.001	-	-	0.000	0.000	0.000		0.003	-	-		0.000	0.000	0.000		0.810	-	-		0.000	0.000	0.000		0.810	-	-		0.000	0.000	0.000		0.810	-	-	0.038	
4.000	0.000	0.000	0.000		0.001	-	-	0.000	0.000	0.000		0.001	-	-		0.000	0.000	0.000		1.01	-	-		0.000	0.000	0.000		1.01	-	-		0.000	0.000	0.000		1.01	-	-	0.040	
Totals:						0	7						0	0							0	0							0	0							0	0	0	300
Number of Trades:						0							0									0.00							0								0			0

OPAP (CR)

(Contract Size: 100 Securities, Exercise Style: American, Physical Delivery)

Exercise Price	Call Options												Put Options												Exercise Price										
	January 2022				February 2022				Other Months				January 2022				February 2022				Other Months														
	Open price	Price max	Price min	Last price	Closing price	Volume	Open Interest	Open price	Price max	Price min	Last price	Closing price	Volume	Open Interest	Volume	Open Interest	Open price	Price max	Price min	Last price	Closing price	Volume	Open Interest	Volume		Open Interest									
8.400						-	-						-	-									-	-			0.084								
8.800	0.000	0.000	0.000		3.91	-	-	0.000	0.000	0.000		3.92	-	-			0.000	0.000	0.000		0.001	-	-			0.000	0.000	0.000		0.001	-	-			0.088
9.200	0.000	0.000	0.000		3.51	-	-	0.000	0.000	0.000		3.52	-	-			0.000	0.000	0.000		0.001	-	-			0.000	0.000	0.000		0.001	-	-			0.092
9.600	0.000	0.000	0.000		3.11	-	-	0.000	0.000	0.000		3.12	-	-			0.000	0.000	0.000		0.001	-	-			0.000	0.000	0.000		0.001	-	-			0.096
10.000	0.000	0.000	0.000		2.71	-	-	0.000	0.000	0.000		2.72	-	-			0.000	0.000	0.000		0.001	-	-			0.000	0.000	0.000		0.001	-	-			0.100
11.000	0.000	0.000	0.000		1.71	-	-	0.000	0.000	0.000		1.74	-	-			0.000	0.000	0.000		0.001	-	5			0.000	0.000	0.000		0.018	-	-			0.110
12.000	0.000	0.000	0.000		0.746	-	-	0.000	0.000	0.000		0.885	-	-			0.000	0.000	0.000		0.037	-	30			0.000	0.000	0.000		0.157	-	-			0.120
13.000	0.000	0.000	0.000		0.137	-	20	0.000	0.000	0.000		0.318	-	5			0.000	0.000	0.000		0.428	-	-			0.000	0.000	0.000		0.591	-	-			0.130
14.000	0.000	0.000	0.000		0.006	-	-	0.000	0.000	0.000		0.076	-	100			0.000	0.000	0.000		1.30	-	-			0.000	0.000	0.000		1.35	-	-			0.140
15.000	0.000	0.000	0.000		0.001	-	-	0.000	0.000	0.000		0.013	-	-			0.000	0.000	0.000		2.30	-	-			0.000	0.000	0.000		2.30	-	-			0.150
16.000	0.000	0.000	0.000		0.001	-	-	0.000	0.000	0.000		0.001	-	-			0.000	0.000	0.000		3.30	-	-			0.000	0.000	0.000		3.30	-	-			0.160
17.000	0.000	0.000	0.000		0.001	-	-	0.000	0.000	0.000		0.001	-	-			0.000	0.000	0.000		4.30	-	-			0.000	0.000	0.000		4.30	-	-			0.170
18.000	0.000	0.000	0.000		0.001	-	-	0.000	0.000	0.000		0.001	-	-			0.000	0.000	0.000		5.30	-	-			0.000	0.000	0.000		5.30	-	-			0.180
19.000	0.000	0.000	0.000		0.001	-	-						-	-			0.000	0.000	0.000		6.30	-	-							-	-			0.190	
Totals:						0	20						0	105	0	0						0	35						0	11	0	0			
Number of Trades:						0							0		0							0.00							0		0				

OTE (CR)

(Contract Size: 100 Securities, Exercise Style: American, Physical Delivery)

Exercise Price	Call Options														Put Options																		
	January 2022						February 2022						Other Months		January 2022						February 2022						Other Months		Exercise Price				
	Open price	Price max	Price min	Last price	Closing price	Volume	Open Interest	Open price	Price max	Price min	Last price	Closing price	Volume	Open Interest	Volume	Open Interest	Open price	Price max	Price min	Last price	Closing price	Volume	Open Interest	Open price	Price max	Price min	Last price	Closing price		Volume	Open Interest	Volume	Open Interest
9.200						-	-							-	-																		
9.600						-	-							-	-																		0.096
10.000	0.000	0.000	0.000		6.34	-	-	0.000	0.000	0.000		6.35	-	-						0.001	-	-	0.000	0.000	0.000		0.001	-	-			0.100	
11.000	0.000	0.000	0.000		5.34	-	-	0.000	0.000	0.000		5.36	-	-						0.001	-	-	0.000	0.000	0.000		0.001	-	-			0.110	
12.000	0.000	0.000	0.000		4.34	-	-	0.000	0.000	0.000		4.36	-	-						0.001	-	-	0.000	0.000	0.000		0.001	-	-			0.120	
13.000	0.000	0.000	0.000		3.34	-	-	0.000	0.000	0.000		3.36	-	-						0.001	-	-	0.000	0.000	0.000		0.001	-	-			0.130	
14.000	0.000	0.000	0.000		2.34	-	-	0.000	0.000	0.000		2.37	-	-						0.002	-	-	0.000	0.000	0.000		0.010	-	-			0.140	
15.000	0.000	0.000	0.000		1.35	-	-	0.000	0.000	0.000		1.45	-	-						0.010	-	5	0.000	0.000	0.000		0.085	-	-			0.150	
16.000	0.000	0.000	0.000		0.506	-	-	0.000	0.000	0.000		0.713	-	5						0.164	-	5	0.000	0.000	0.000		0.348	-	-			0.160	
17.000	0.000	0.000	0.000		0.087	-	5	0.000	0.000	0.000		0.270	-	21						0.746	-	-	0.000	0.000	0.000		0.905	-	-			0.170	
18.000	0.000	0.000	0.000		0.006	-	5	0.000	0.000	0.000		0.076	-	10						1.67	-	-	0.000	0.000	0.000		1.72	-	-			0.180	
19.000	0.000	0.000	0.000		0.001	-	-	0.000	0.000	0.000		0.016	-	-						2.67	-	-	0.000	0.000	0.000		2.67	-	-			0.190	
20.000	0.000	0.000	0.000		0.001	-	-	0.000	0.000	0.000		0.002	-	-						3.67	-	-	0.000	0.000	0.000		3.67	-	-			0.200	
22.000	0.000	0.000	0.000		0.001	-	-	0.000	0.000	0.000		0.001	-	-						5.67	-	-	0.000	0.000	0.000		5.67	-	-			0.220	
24.000	0.000	0.000	0.000		0.001	-	-	0.000	0.000	0.000		0.001	-	-						7.67	-	-	0.000	0.000	0.000		7.67	-	-			0.240	
Totals:						0	10						0	36	0	0																	0
Number of Trades:						0							0		0	0																	0

PIRAEUS FINANCIAL HOLD (CR)

(Contract Size: 100 Securities, Exercise Style: American, Physical Delivery)

Exercise Price	Call Options														Put Options																		
	January 2022							February 2022							Other Months		January 2022							February 2022							Other Months		Exercise Price
	Open price	Price max	Price min	Last price	Closing price	Volume	Open Interest	Open price	Price max	Price min	Last price	Closing price	Volume	Open Interest	Volume	Open Interest	Open price	Price max	Price min	Last price	Closing price	Volume	Open Interest	Open price	Price max	Price min	Last price	Closing price	Volume	Open Interest	Volume	Open Interest	
0.150						-	-							-	-																		
0.200						-	-							-	-																		0.002
0.250						-	-							-	-																		0.003
0.300						-	-							-	-																		0.003
0.350						-	-							-	-																		0.004
0.400						-	-							-	-																		0.004
0.450						-	-							-	-																		0.005
0.500						-	-							-	-																		0.005
0.550						-	-							-	-																		0.006
0.600						-	-							-	-																		0.006
0.650						-	-							-	-																		0.007
0.700						-	-							-	-																		0.007
0.750						-	-							-	-																		0.008
0.800						-	-							-	-																		0.008
0.900	0.000	0.000	0.000		0.421	-	-	0.000	0.000	0.000		0.422	-	-		0.000	0.000	0.000		0.001	-	-	0.000	0.000	0.000		0.001	-	-		0.009		
0.950	0.000	0.000	0.000		0.371	-	-	0.000	0.000	0.000		0.372	-	-		0.000	0.000	0.000		0.001	-	-	0.000	0.000	0.000		0.001	-	-		0.010		
1.000	0.000	0.000	0.000		0.321	-	-	0.000	0.000	0.000		0.323	-	-		0.000	0.000	0.000		0.001	-	-	0.000	0.000	0.000		0.001	-	-		0.010		
1.100	0.000	0.000	0.000		0.223	-	-	0.000	0.000	0.000		0.227	-	-		0.000	0.000	0.000		0.002	-	-	0.000	0.000	0.000		0.005	-	-		0.011		
1.200	0.000	0.000	0.000		0.135	-	-	0.000	0.000	0.000		0.142	-	-		0.000	0.000	0.000		0.014	-	-	0.000	0.000	0.000		0.020	-	-		0.012		
1.300	0.000	0.000	0.000		0.068	-	-	0.000	0.000	0.000		0.078	-	5		0.000	0.000	0.000		0.047	-	-	0.000	0.000	0.000		0.055	-	-		0.013		
1.400	0.000	0.000	0.000		0.028	-	-	0.000	0.000	0.000		0.036	-	-		0.000	0.000	0.000		0.107	-	-	0.000	0.000	0.000		0.113	-	-		0.014		
1.500	0.000	0.000	0.000		0.009	-	-	0.000	0.000	0.000		0.015	-	-		0.000	0.000	0.000		0.188	-	-	0.000	0.000	0.000		0.192	-	-		0.015		
1.600	0.000	0.000	0.000		0.002	-	-	0.000	0.000	0.000		0.005	-	-		0.000	0.000	0.000		0.282	-	-	0.000	0.000	0.000		0.283	-	-		0.016		
1.700	0.000	0.000	0.000		0.001	-	-	0.000	0.000	0.000		0.001	-	-		0.000	0.000	0.000		0.380	-	-	0.000	0.000	0.000		0.380	-	-		0.017		
1.800	0.000	0.000	0.000		0.001	-	-	0.000	0.000	0.000		0.003	-	-		0.000	0.000	0.000		0.480	-	-	0.000	0.000	0.000		0.480	-	-		0.018		
1.900	0.000	0.000	0.000		0.001	-	-	0.000	0.000	0.000		0.001	-	-		0.000	0.000	0.000		0.580	-	-	0.000	0.000	0.000		0.580	-	-		0.019		
2.000	0.000	0.000	0.000		0.007	-	-	0.000	0.000	0.000		0.001	-	-		0.000	0.000	0.000		0.680	-	-	0.000	0.000	0.000		0.680	-	-		0.020		
2.200						-	-							-	-																	0.022	
2.400						-	-							-	-																	0.024	
2.600						-	-							-	-																	0.026	
2.800						-	-							-	-																	0.028	
3.000						-	-							-	-																	0.030	
3.200						-	-							-	-																	0.032	
3.400						-	-							-	-																	0.034	
3.600						-	-							-	-																	0.036	
3.800						-	-							-	-																	0.038	

PIRAEUS FINANCIAL HOLD (CR)

(Contract Size: 100 Securities, Exercise Style: American, Physical Delivery)

Call Options																Put Options														
January 2022								February 2022								Other Months		January 2022					February 2022					Other Months		Exercise Price
Exercise Price	Open price	Price max	Price min	Last price	Closing price	Volume	Open Interest	Open price	Price max	Price min	Last price	Closing price	Volume	Open Interest	Volume	Open Interest	Open price	Price max	Price min	Last price	Closing price	Volume	Open Interest	Volume	Open Interest	Volume	Open Interest			
4.000						-	-																					0.040		
4.400						-	-																					0.044		
4.800						-	-																					0.048		
5.200						-	-																					0.052		
5.600						-	-																					0.056		
6.000						-	-																					0.060		
6.400						-	-																					0.064		
6.800						-	-																					0.068		
Totals:						0	0						0	5	0	0						0	0	0	0	0	0	0		
Number of Trades:						0							0		0		0.00					0		0		0				

PPC (CR)

(Contract Size: 100 Securities, Exercise Style: American, Physical Delivery)

Call Options														Put Options																			
January 2022							February 2022							Other Months		January 2022							February 2022							Other Months		Exercise Price	
Open price	Price max	Price min	Last price	Closing price	Volume	Open Interest	Open price	Price max	Price min	Last price	Closing price	Volume	Open Interest	Volume	Open Interest	Open price	Price max	Price min	Last price	Closing price	Volume	Open Interest	Open price	Price max	Price min	Last price	Closing price	Volume	Open Interest	Volume	Open Interest		
6.000					-	-						-	-									-	-									0.060	
6.400					-	-						-	-									-	-									0.064	
6.800	0.000	0.000	0.000		2.27	-	-					-	-			0.000	0.000	0.000		0.001	-	-									0.068		
7.200	0.000	0.000	0.000		1.87	-	-	0.000	0.000	0.000		1.90	-	-		0.000	0.000	0.000		0.001	-	-	0.000	0.000	0.000		0.019	-	-		0.072		
7.600	0.000	0.000	0.000		1.47	-	-	0.000	0.000	0.000		1.53	-	-		0.000	0.000	0.000		0.004	-	-	0.000	0.000	0.000		0.050	-	-		0.076		
8.000	0.000	0.000	0.000		1.09	-	-	0.000	0.000	0.000		1.19	-	-		0.000	0.000	0.000		0.020	-	-	0.000	0.000	0.000		0.109	-	-		0.080		
8.400	0.000	0.000	0.000		0.736	-	-	0.000	0.000	0.000		0.885	-	-		0.000	0.000	0.000		0.070	-	-	0.000	0.000	0.000		0.206	-	-		0.084		
8.800	0.371	0.371	0.371	0.371	0.371	5	-	0.000	0.000	0.000		0.637	-	-		0.000	0.000	0.000		0.181	-	23	0.000	0.000	0.000		0.357	-	-		0.088		
9.200	0.262	0.263	0.180	0.180	0.180	115	80	0.377	0.377	0.377	0.377	0.377	5	5		0.000	0.000	0.000		0.374	-	56	0.000	0.000	0.000		0.558	-	-		0.092		
9.600	0.109	0.109	0.109	0.109	0.109	5	5	0.260	0.260	0.260	0.260	0.260	5	37		0.000	0.000	0.000		0.647	-	-	0.000	0.000	0.000		0.809	-	-		0.096		
10.000	0.000	0.000	0.000		0.046	-	17	0.000	0.000	0.000		0.182	-	-		0.000	0.000	0.000		0.980	-	-	0.000	0.000	0.000		1.10	-	-		0.100		
11.000	0.000	0.000	0.000		0.003	-	51	0.000	0.000	0.000		0.047	-	-		0.000	0.000	0.000		1.94	-	-	0.000	0.000	0.000		1.97	-	-		0.110		
12.000	0.000	0.000	0.000		0.001	-	-	0.000	0.000	0.000		0.010	-	-		0.000	0.000	0.000		2.94	-	-	0.000	0.000	0.000		2.94	-	-		0.120		
13.000	0.000	0.000	0.000		0.001	-	-	0.000	0.000	0.000		0.002	-	-		0.000	0.000	0.000		3.94	-	-	0.000	0.000	0.000		3.94	-	-		0.130		
14.000	0.000	0.000	0.000		0.002	-	-	0.000	0.000	0.000		0.001	-	-		0.000	0.000	0.000		4.94	-	-	0.000	0.000	0.000		4.94	-	-		0.140		
15.000	0.000	0.000	0.000		0.001	-	-	0.000	0.000	0.000		0.001	-	-		0.000	0.000	0.000		5.94	-	-	0.000	0.000	0.000		5.94	-	-		0.150		
16.000	0.000	0.000	0.000		0.001	-	-					-	-			0.000	0.000	0.000		6.94	-	-					-	-			0.160		
Totals:					125	153						10	42	0	0							125	79							0	21	0	0
Number of Trades:					15							3		0								0.00								0		0	

Lending Products	Underlying Title	Multilateral Transactions[1]					Bilateral Transactions[2]		Stock Borrowing through OTC (volume)[3]
		Open Interest[5]	Volume(Offered)	Average Weighted	Transactions volume	Average Weighted	Transactions Volume	Average Weighted	Transactions Volume
ADMIEBOR	ADMIE (IPTO) HOLDING S.A. (CR)	---	---	---	---	---	---	1,972,815	
AEGNBOR	AEGEAN AIRLINES (CR)	2,754	---	---	---	---	---	21,619	
ALPHABOR	ALPHA SERVICES HOLD (CR)	15,000	---	---	---	---	---	59,149,790	
ALMYBOR	ALUMIL (CR)	---	---	---	---	---	---	---	
EEEBOR	CC HBC AG (CR)	10,500	---	---	---	---	---	70,546	
CENERBOR	CENERGY HOLDINGS (CB)	---	---	---	---	---	---	---	
ELLAKTORBOR	ELLAKTOR (CR)	6,000	---	---	---	---	---	9,870	
EUROBBOR	EUROBANK HOLDINGS (CR)	20,000	---	---	---	30,000	0.01%	46,223,630	
EYDAPBOR	EYDAP S.A. (CR)	2,213	---	---	---	---	---	652,117	
FFGRPBOR	FOLLI FOLLIE (CR)	---	---	---	---	---	---	900,530	
FOYRKBOR	FOURLIS (CR)	---	---	---	---	---	---	22,250	
GEKTERNABOR	GEK TERNA (CR)	---	---	---	---	---	---	1,293	
SARBOR	GR. SARANTIS S.A. (CR)	---	---	---	---	---	---	5,400	
EXAEBOR	HELLENIC EXCHANGES-A.S.E. (CR)	3,000	---	---	---	---	---	155,601	
ELPEBOR	HELLENIC PETROLEUM (CR)	---	---	---	---	---	---	62,955	
INTRKBOR	INTRACOM HOLDINGS (CR)	---	---	---	---	---	---	---	
BELABOR	JUMBO SA (CR)	---	---	---	---	---	---	151,008	
LAMDABOR	LAMDA DEVELOPMENT SA (CR)	1,500	---	---	---	---	---	1,282	
MIGBOR	MARFIN INVESTMENT GROUP (CR)	---	---	---	---	---	---	794,474	
MOHBOR	MOTOR OIL (CR)	10,200	---	---	---	---	---	484,274	
MYTILBOR	MYTILINEOS (CR)	25,000	---	---	---	---	---	496,294	
ETEBOR	NATIONAL BANK (CR)	1,088	---	---	---	---	---	7,568,761	
OPAPBOR	OPAP (CR)	17,500	---	---	---	---	---	1,337,604	
HTOBOR	OTE (CR)	40,300	---	---	5,000	2.65%	---	2,663,362	
PPABOR	P.P.A. S.A. (CR)	964	---	---	---	---	---	66,287	
TPEIRBOR	PIRAEUS FINANCIAL HOLD (CR)	5,000	---	---	---	---	---	9,383,030	
PLAISBOR	PLAISIO COMPUTERS SA (CR)	---	---	---	---	---	---	100	
PPCBOR	PPC (CR)	2,000	---	---	---	---	---	2,361,472	
QUALBOR	QUALITY & RELIABILITY SA (CR)	---	---	---	---	---	---	---	
QUESTBOR	QUEST HOLDINGS (CR)	---	---	---	---	---	---	846	
TENERGYBOR	TERNA ENERGY (CR)	20,801	---	---	---	---	---	12,892	

Stock Lending Notes

[1] - Multilateral contracts Lending or Borrowing as per Methods 8-1, 8-2 and 8-3-3 (According to ATHEX BoD Resolution No.17)

[2] - Bilateral Contracts Lending or Borrowing as per Methods 8-3-1 and 8-3-2 (According to ATHEX BoD Resolution No.20)

[3] - The information concerning OTC Stock Borrowing Transactions is based on the statements of the Dematerialised Securities System (DSS) operators involved and refers to volumes that have been registered up until the previous working day.

[4] - Average Price (Volume weighted)

[5] - The Data concerning Open Interest before the start of trading session

Lending Products	Underlying Title	Multilateral Transactions[1]					Bilateral Transactions[2]		Stock Borrowing through OTC (volume)[3]
		Open Interest[5]	Volume(Offered)	Average Weighted	Transactions volume	Average Weighted	Transactions Volume	Average Weighted	Transactions Volume
TITCBOR	TITAN CEMENT (CB)	---	---	---	---	---	---	---	220,379
VIOBOR	VIOHALCO SA/NV (CB)	447	---	---	---	---	---	---	---

Stock Lending Notes

[1] - Multilateral contracts Lending or Borrowing as per Methods 8-1, 8-2 and 8-3-3 (According to ATHEX BoD Resolution No.17)

[2] - Bilateral Contracts Lending or Borrowing as per Methods 8-3-1 and 8-3-2 (According to ATHEX BoD Resolution No.20)

[3] - The information concerning OTC Stock Borrowing Transactions is based on the statements of the Dematerialised Securities System (DSS) operators involved and refers to volumes that have been registered up until the previous working day.

[4] - Average Price (Volume weighted)

[5] - The Data concerning Open Interest before the start of trading session

Sectors codification for listed companies

12003-	ETF	10101010	Computer Services
10101015	Software	10102030	Computer Hardware
15101010	Telecommunications Equipment	15102015	Telecommunications Services
20101010	Health Care Facilities	20101025	Health Care Services
20102010	Medical Equipment	20103015	Pharmaceuticals
30101010	Banks	30202000	Diversified Financial Services
30202010	Asset Managers & Custodians	30202015	Investment Services
30302010	Full Line Insurance	30302015	Insurance Brokers
30302025	Property and Casualty Insurance	35101010	Real Estate Holding and Development
35101015	Real Estate Services	35102000	Diversified REITs
35102030	Office REITs	40201040	Rental & Leasing Services: Consumer
40202010	Home Construction	40202015	Household Furnishings
40202020	Household Appliance	40203040	Electronic Entertainment
40203045	Toys	40204020	Clothing & Accessories
40301010	Entertainment	40301030	Publishing
40301035	Radio & TV Broadcasters	40401010	Diversified Retailers
40401020	Apparel Retailers	40401025	Home Improvement Retailers
40401030	Specialty Retailers	40501010	Airlines
40501015	Travel & Tourism	40501020	Casinos & Gambling
40501025	Hotels & Motels	45101015	Distillers & Vintners
45101020	Soft Drinks	45102010	Farming Fishing Ranching & Plantations
45102020	Food Products	45103010	Tobacco
45201010	Food Retailers & Wholesalers	45201020	Personal Products
50101010	Construction	50101030	Cement
50101035	Building Materials: Other	50202010	Electrical Components
50203000	Diversified Industrials	50203015	Plastics
50203030	Containers & Packaging	50204000	Machinery: Industrial
50204020	Machinery: Construction & Handling	50205010	Industrial Suppliers
50205020	Back Office Support HR & Consulting	50205030	Forms & Bulk Printing Services
50206015	Commercial Vehicles & Parts	50206030	Marine Transportation
50206060	Transportation Services	55101000	Diversified Materials
55101020	Textile Products	55102000	General Mining
55102010	Iron & Steel	55102015	Metal Fabricating
55102035	Aluminum	60101000	Integrated Oil & Gas
60101020	Oil Refining and Marketing	65101010	Alternative Electricity
65101015	Conventional Electricity	65102030	Water



ATHEX
Athens Stock Exchange

Λεωφ. Αθηνών 110 104 42 Αθήνα
110, Athinon Ave. GR 104 42 Athens
tel. (+30)210-33.66.800, fax (+30)210-33.66.101
www.athexgroup.gr