

21

Ημερήσιο Δελτίο  
Συναλλακτικής Δραστηριότητας

Daily Official List  
of Trading Activity

Thursday, 16 December, 2021  
Year: 142 Trading Day No: 239



**ATHEXGROUP**  
Athens Exchange Group

**Disclaimer:**

Hellenic Exchanges-Athens Stock Exchange S.A endeavours to ensure that the data and other material ("Information") presented on the Daily Official List are accurate and complete, but it is not liable for any errors or omissions of data or /and for the accuracy, credibility, updating and completeness of the aforesaid information nor it has any liability arising directly or indirectly from the use of the above Information.

The Company is not liable for the accuracy of the data included in listed companies' announcements. Only the sender of such an announcement is fully and solely liable for any infringement of third party's rights from the content of such announcement. All contents of the Daily Official List are provided only for information purposes and do not constitute investment advice or solicitation to invest in securities or other products listed for trading on the Exchange.

You acknowledge and agree that the Company is the owner of any property rights related to any Information appearing on the Daily Official List including intellectual property rights copyright, trademarks, etc.

The above data are a property of the Hellenic Exchanges-Athens Exchange and are copyright protected. Users are forbidden to reproduce, modify, copy, sale, transmit or redistribute, by all reproduction means and methods, part or the whole of the above data, without reference to their source.

The commercial exploitation of these data is, also, forbidden by third parties. Hellenic Exchanges-Athens Exchange does not carry any responsibility, direct or indirect, derived from usage or accidental alteration of the above data when used by third parties.

---

**Hellenic Exchanges – Athens Stock Exchange S.A.**

110 Athinon Ave., 10442 Athens, Tel: (210) 33.66.800, Fax: (210) 32.13.938

[www.athexgroup.gr](http://www.athexgroup.gr)

---

**Thessalonica Stock Exchange Center (T.S.E.C)**

16-18 Katouni Str., Thessalonica 546 25 Tel: (2310) 567.667, Fax: (2310) 530.545

**Athex Members Guarantee Fund**

14-16 Fidiou Str., Athens 106 78, Tel: (210) 33.04.682, Fax: (210) 33.04.155

**Hellenic Republic Capital Market Commission**

1 Kolokotroni Str. & 1 Stadiou Str., Athens 10562 Tel: (210) 33.77.100 Fax: (210) 33.77.173

---

**Table of Contents**

---

**Section 1: Statistical Figures of Securities, Derivatives and Lending**

Summary of Markets

Athex Indices

Analytic Figures for Athex Market's Boards and Categories

Trading Details by Athex Sectors and Financial Instruments (ETFs)

Top 10 best &amp; worst performing Shares

Derivatives Summary

**Section 2: Analytic Figures of Shares Transactions**

Analytic Figures of Shares Transactions

Shares' Notes

**Section 3: Figures of Securities Transactions**

Securities Blocks Details

Shares Rights Details

Stock Borrowing

Forced Sales Details

Forced Sales Registered Shares

Exchange Traded Funds (ETFs) Characteristics

**Section 5: Bonds traded in Fixed Income Assets Market**

Convertible Corporate Bonds - Regulated Market

Non Convertible Corporate Bonds - Regulated Market

Government Bonds

Treasury Bills &amp; Zero Coupon Government Bonds

Government Bonds Traded with the Open Outcry Method

State Banks Bonds

**Section 6: Additional Infos**

Athex &amp; ATHEXClear Members List

List of Stocks under Market Making operations

**Section 7: Derivatives Market Analytic Figures**

Index Futures

Stock Futures

Index Options

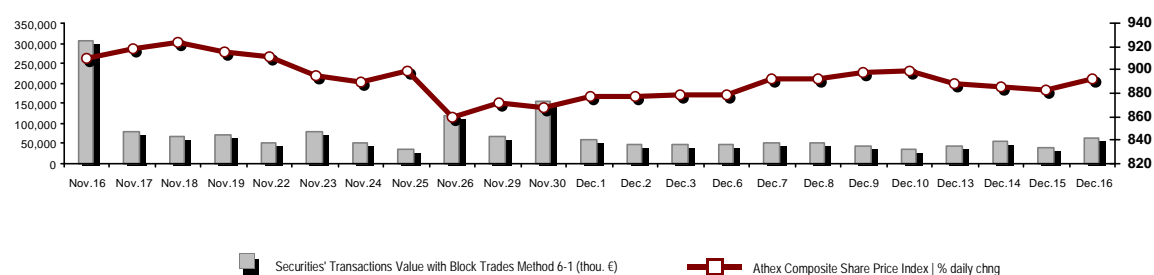
Stock Options

Stock Lending Analytic Figures

**Appendix A: Sectors codification for listed companies**

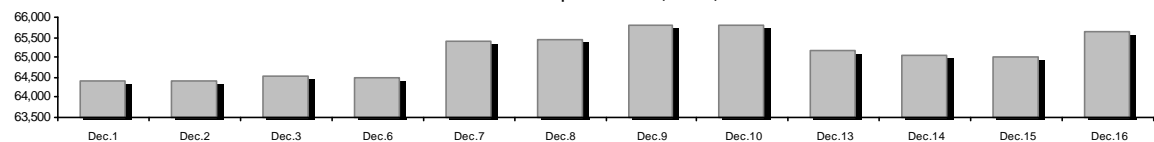
## Summary of Markets

Athex Composite Share Price Index vs Shares and Derivatives Transactions Value

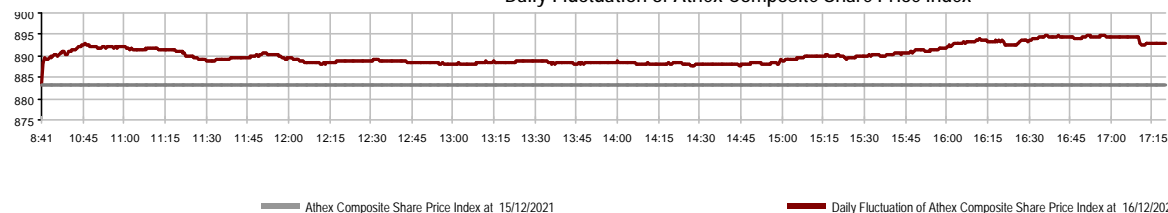


Athex Capitalisation (mill. €) **:	65,647.02		Derivatives Total Open Interest	362,647
Daily change: mill. €   %	657.04	1.01%	in Index Futures   % daily chng	3,297 5.61%
Yearly Avg Capitalisation: mill. €   % chng prev year Avg	60,699.95	28.08%	in Stock Futures   % daily chng	356,203 7.16%
Athex Composite Share Price Index   % daily chng	892.83	1.07%	in Index Options   % daily chng	1,488 6.67%
Athex Composite Share Price Index Capitalisation (mill. €)	60,060.60		in Stock Options   % daily chng	1,659 0.00%
Daily change (mill. €)	635.36			
Securities' Transactions Value with Block Trades Method 6-1 (t)	64,898.21		Derivatives Contracts Volume:	148,349
Daily change: %	24,301.13	59.86%	Daily change: pieces   %	15,492 11.66%
YtD Avg Trans. Value: thou. €   % chng prev year Avg	70,924.83	10.75%	YtD Avg Derivatives Contracts % chng prev year Avg	49,205 22.82%
Blocks Transactions Value of Method 6-1 (thou. €)	21,713.72		Derivatives Trades Number:	4,448
Blocks Transactions Value of Method 6-2 & 6-3 (thou. €)	0.00		Daily change: number   %	999 28.96%
Bonds Transactions Value (thou.€)	1,696.78		YtD Avg Trades number % chng prev year Avg	2,169 -18.29%
Securities' Transactions Volume with Block Trades Method 6-1 (tho)	19,029.82		Lending Total Open Interest	302,381
Daily change: thou. pieces   %	5,254.97	38.15%	Daily change: pieces   %	62,763 26.19%
YtD Avg Volume: % chng prev year Avg	34,881.91	-15.11%	Lending Volume (Multilateral/Bilateral)	82,107
Blocks Transactions Volume of Method 6-1 (thou. Pieces)	2,610.57		Daily change: pieces   %	15,844
Blocks Transactions Volume of Method 6-2 & 6-3 (thou. Pieces)	0.00		Multilateral Lending	19,107
Bonds Transactions Volume	1,708,000		Bilateral Lending	63,000
Securities' Trades Number with Block Trades Method 6-1	24,742		Lending Trades Number:	28
Daily change: number   %	5,837	30.88%	Daily change: %	4
YtD Avg Trades number % chng prev year Avg	30,400	-6.85%	Multilateral Lending Trades Number	25
Number of Blocks Method 6-1	11		Bilateral Lending Trades Number	3
Number of Blocks Method 6-2 & 6-3	0			
Number of Bonds Transactions	106			

Athex Capitalisation (mill. €) \*\*



Daily Fluctuation of Athex Composite Share Price Index



## Athex Indices

Index name	16/12/2021	15/12/2021	pts.	%	Min	Max	Year min	Year max	Year change
Athex Composite Share Price Index	892.83 #	883.36	9.47	1.07%	883.36	894.90	726.02	931.94	10.36% #
Athex ESG Index	1,011.95 #	999.33	12.62	1.26%	999.33	1,014.96	966.68	1,054.56	--- -
FTSE/Athex Large Cap	2,145.60 #	2,119.64	25.96	1.22%	2,119.64	2,152.33	1,718.82	2,259.27	10.90% #
FTSE/Athex Mid Cap Index	1,497.26 #	1,476.45	20.81	1.41%	1,476.45	1,498.48	1,026.21	1,731.39	35.21% #
FTSE/ATHEX-CSE Banking Index	439.67 #	427.94	11.73	2.74%	427.94	442.02	306.88	483.96	11.93% #
FTSE/ATHEX High Dividend Yield Index	3,076.82 #	3,058.68	18.14	0.59%	3,058.68	3,081.89	2,542.41	3,169.38	13.78% #
FTSE/ATHEX Global Traders Index Plus	2,371.79 #	2,349.93	21.86	0.93%	2,349.93	2,371.79	1,943.84	2,565.79	12.87% #
FTSE/ATHEX Mid & Small Cap Factor-Weighted Ind	4,625.09 #	4,623.41	1.68	0.04%	4,604.86	4,673.93	2,996.13	4,754.69	48.04% #
ATHEX Select Index Plus	3,417.35 #	3,378.64	38.71	1.15%	3,374.99	3,419.17	2,805.20	3,565.24	10.93% #
ATHEX Select Index	4,580.87 #	4,552.09	28.78	0.63%	4,552.09	4,611.34	2,785.00	4,786.92	51.29% #
FTSE/Athex Market Index	533.78 #	528.04	5.74	1.09%	528.04	535.05	424.25	554.77	12.71% #
Athex Composite Index Total Return Index	1,531.48 #	1,515.24	16.24	1.07%	1,515.24	1,535.03	1,220.96	1,591.84	12.57% #
FTSE/Athex Large Cap Total Return	3,335.89 #	3,295.53	40.36	1.22%			0.00	3,454.51	12.34% #
FTSE/Athex Mid Cap Total Return	1,924.23 #	1,897.49	26.74	1.41%			0.00	2,114.50	38.43% #
FTSE/ATHEX-CSE Banking Total Return Index	378.56 #	368.46	10.10	2.74%			0.00	421.45	10.02% #
Hellenic Mid & Small Cap Index	1,377.74 #	1,360.21	17.53	1.29%	1,360.21	1,380.34	1,110.37	1,442.42	14.57% #
FTSE/Athex Banks	580.91 #	565.41	15.50	2.74%	565.41	584.01	405.46	639.42	11.93% #
FTSE/Athex Insurance	1,902.78 #	1,891.01	11.77	0.62%	1,876.87	1,911.15	1,808.06	2,192.44	-0.35% €
FTSE/Athex Financial Services	756.27 €	758.00	-1.73	-0.23%	755.89	765.48	679.98	843.74	-1.01% €
FTSE/Athex Industrial Goods & Services	3,769.09 #	3,730.71	38.38	1.03%	3,730.71	3,770.70	2,762.19	3,996.37	28.51% #
FTSE/Athex Retail	49.35 €	49.45	-0.10	-0.20%	49.31	50.08	46.54	58.68	-0.44% €
FTSE/ATHEX Real Estate	4,844.05 #	4,813.86	30.19	0.63%	4,813.86	4,889.41	4,187.35	5,770.64	0.39% #
FTSE/Athex Consumer Goods & Services	7,157.12 #	7,070.73	86.39	1.22%	7,070.73	7,207.43	6,939.31	9,231.17	-8.03% €
FTSE/Athex Food & Beverage	10,953.67 #	10,908.31	45.36	0.42%	10,862.34	10,969.75	9,045.03	12,311.96	10.81% #
FTSE/Athex Basic Resources	7,602.54 #	7,281.35	321.19	4.41%	7,281.35	7,602.54	5,233.31	8,597.84	23.54% #
FTSE/Athex Construction & Materials	3,024.28 #	2,992.05	32.23	1.08%	2,992.05	3,030.82	2,565.75	3,422.77	9.53% #
FTSE/Athex Energy	3,415.42 #	3,404.98	10.44	0.31%	3,399.43	3,435.97	2,835.10	3,724.35	15.20% #
FTSE/Athex Travel & Leisure	1,937.99 #	1,924.84	13.15	0.68%	1,924.84	1,958.61	1,540.34	2,183.50	11.86% #
FTSE/Athex Technology	2,099.41 #	2,075.00	24.41	1.18%	2,075.00	2,112.08	1,043.00	2,165.21	92.19% #
FTSE/Athex Telecommunications	4,580.03 #	4,562.25	17.78	0.39%	4,562.25	4,598.50	3,294.37	4,734.07	25.67% #
FTSE/Athex Utilities	5,129.84 #	5,128.68	1.16	0.02%	5,114.74	5,203.61	4,264.97	5,607.62	11.45% #
FTSE/Athex Personal Products	8,651.83 #	8,515.04	136.79	1.61%	8,387.44	8,651.83	8,256.95	9,116.06	-4.34% €
Athex All Share Index	229.75 #	227.44	2.31	1.02%	229.75	229.75	175.88	240.71	22.50% #
Hellenic Corporate Bond Index	127.64 €	127.69	-0.04	-0.03%			122.29	128.79	4.57% #
Hellenic Corporate Bond Price Index	95.40 €	95.44	-0.04	-0.04%			93.98	96.93	1.65% #

Note 1: FTSE/Med 100, Hellenic Corporate Bond Price Index and Hellenic Corporate Bond Index closing prices refer to the previous trading day of 14/12/2021.

Note 2: The Hellenic Mid & Small Cap Index is a Customized index calculated by the Athens Exchange.

## Analytic Figures for Athex Market's Boards and Categories

	Total Traded Securities	Main Market	Surveillance	Exchange Traded Funds (ETFs)
Totals	122	110	11	1
Gain / Lose / Same:	72 / 31 / 19	68 / 27 / 15	3 / 4 / 4	1 / 0 / 0
Athex Capitalisation (mill. €) **	65,647.02	65,335.59	311.43	
Daily Average Trans/ons Value(thou.€)	70,924.83	70,692.96	277.71	17.48
Transactions Value	64,898.21	64,442.46	239.26	216.50
Main Board:	43,184.49	42,728.74	239.26	216.50
Blocks Board 6_2_3:	21,713.72	21,713.72	0.00	0.00
Forced Sales Board:	0.00	0.00	0.00	0.00
Special Terms Board:	0.00	0.00	0.00	0.00
Daily Average Transactions Volume	34,881,905	33,733,671	1,173,458	839
Transactions Volume	19,029,824	18,323,366	696,458	10,000
Main Board:	16,419,250	15,712,792	696,458	10,000
Blocks Board 6_2_3:	2,610,574	2,610,574	0	0
Forced Sales Board:	0	0	0	0
Special Terms Board:	0	0	0	0
Daily Average Number of Trades	30,400	30,102	296	2
Number of Trades	24,742	24,544	197	1
Main Board:	24,731	24,533	197	1
Blocks Board 6_2_3:	11	11	0	0
Forced Sales Board:	0	0	0	0
Special Terms Board:	0	0	0	0

## Trading Details by Athex Sectors and Financial Instruments (ETFs)

Code	Sectors	Gain / Lose / Same	Number of Trades	Transactions Volume	Transactions Value	% of Total Trans. Value
3010	- Banks	6 / 0 / 0	6,653	10,219,382	13,971,758.85	21.53%
5510	- Basic Resources	7 / 3 / 4	1,441	500,385	1,674,089.44	2.58%
5010	- Construction & Materials	8 / 4 / 0	1,207	512,810	1,282,688.15	1.98%
4020	- Consumer Products & Services	3 / 3 / 1	998	241,306	2,398,234.59	3.70%
6010	- Energy	3 / 1 / 0	698	106,030	889,964.88	1.37%
12000	- Financial Instruments	1 / 0 / 0	1	10,000	216,500.00	0.33%
3020	- Financial Services	1 / 2 / 0	1,429	1,551,862	157,522.04	0.24%
4510	- Food Beverage & Tobacco	5 / 0 / 1	129	18,277	270,604.83	0.42%
2010	- Health Care	3 / 0 / 0	85	24,217	40,520.26	0.06%
5020	- Industrial Goods & Service	9 / 6 / 4	2,378	663,218	3,751,445.72	5.78%
3030	- Insurance	1 / 1 / 0	56	11,733	55,107.74	0.08%
4030	- Media	1 / 0 / 1	7	3,491	1,657.22	0.00%
4520	- Personal Care, Drug & Grocery Stores	1 / 2 / 0	232	48,844	295,865.39	0.46%
3510	- Real Estate	5 / 2 / 2	1,169	683,902	2,325,238.20	3.58%
4040	- Retail	3 / 4 / 0	545	129,570	447,048.23	0.69%
1010	- Technology	7 / 0 / 3	1,156	1,180,602	4,785,311.91	7.37%
1510	- Telecommunications	1 / 1 / 0	2,534	391,243	6,400,104.35	9.86%
4050	- Travel & Leisure	4 / 1 / 2	1,767	2,222,341	21,082,774.26	32.49%
6510	- Utilities	3 / 1 / 1	2,257	510,611	4,851,777.75	7.48%

## Top 10 best &amp; worst performing Shares

## Main Market

With positive Price change	Closing price	change	With negative Price change	Closing price	change
PREMIA (CR)	1.58	6.76% #	MEVACO SA (CR)	2.06	-4.19% Ⓔ
QUALITY & RELIABILITY SA (CR)	0.388	6.59% #	TPA SA (CR)	25.1	-1.57% Ⓔ
VIOHALCO SA/NV (CB)	4.65	5.80% #	SIDMA STEEL (CR)	2.74	-1.44% Ⓔ
CENERGY HOLDINGS (CB)	3.18	4.43% #	PAPOUTSANIS (CR)	2.19	-1.35% Ⓔ
MOTODYNAMICS S.A. (CR)	1.83	3.68% #	IKTINOS HELLAS SA (CR)	0.774	-0.77% Ⓔ
UNIBIOS (CR)	0.64	3.23% #	SPACE HELLAS SA (CR)	9.48	-0.63% Ⓔ
ELVALHALCOR (CR)	1.93	3.10% #	ALPHA REAL ESTATE SA(CR)	8.4	-0.59% Ⓔ
THRACE PLASTICS SA (CR)	6.72	3.07% #	PLAISIO COMPUTERS SA (CR)	3.9	-0.51% Ⓔ
ALPHA SERVICES HOLD (CR)	1.075	3.02% #	PPC (CR)	9.315	-0.37% Ⓔ
EUROBANK HOLDINGS (CR)	0.9104	2.87% #	HELLENIC EXCHANGES-A.S.E. (CR)	3.74	-0.27% Ⓔ
With the highest Transactions Value	Value (thou. €)	change	With the highest Transactions Volume	Volume	change
OPAP (CR)	20,761.54	0.58% #	ALPHA SERVICES HOLD (CR)	4,943,976	3.02% #
OTE (CR)	6,383.68	0.37% #	EUROBANK HOLDINGS (CR)	2,225,047	2.87% #
ALPHA SERVICES HOLD (CR)	5,301.55	3.02% #	OPAP (CR)	1,689,316	0.58% #
NATIONAL BANK (CR)	4,844.37	2.79% #	NATIONAL BANK (CR)	1,676,034	2.79% #
ENTERSOFT (CR)	3,735.61	0.39% #	MARFIN INVESTMENT GROUP (CR)	1,522,656	0.33% #
MYTILINEOS (CR)	2,702.88	0.86% #	PIRAEUS FINANCIAL HOLD (CR)	1,355,442	1.53% #
PPC (CR)	2,411.00	-0.37% Ⓔ	ENTERSOFT (CR)	731,872	0.39% #
JUMBO SA (CR)	2,262.37	1.23% #	OTE (CR)	389,516	0.37% #
EUROBANK HOLDINGS (CR)	2,017.93	2.87% #	PREMIA (CR)	386,515	6.76% #
TERNA ENERGY (CR)	1,909.08	0.00% -	VIOHALCO SA/NV (CB)	283,523	5.80% #

Note: Stocks that are not included in the "Under Supervision" category, and the transactions value is more than 10,000 €.

## Derivatives Summary

	Number of Trades	Volume	Open Interest
Index Futures	369	3,294	3,297
FTSE/Athex Banks	5	5	16
FTSE/Athex Large Cap	364	3,289	3,281
Stock Futures	4,060	144,797	356,203
ADMIE (IPTO) HOLDING S.A. (CR)	140	2,105	6,587
ALPHA SERVICES HOLD (CR)	582	48,958	114,447
ATTICA BANK S.A. (CR)	1	25	1,014
CC HBC AG (CR)	15	71	151
CENERGY HOLDINGS (CB)	63	1,534	12,355
ELLAKTOR (CR)	95	6,238	14,352
EUROBANK HOLDINGS (CR)	125	6,571	32,919
EYDAP S.A. (CR)	79	606	614
FOURLIS (CR)	104	1,912	3,977
GEK TERNA (CR)	75	1,982	7,284
HELLENIC EXCHANGES-A.S.E. (CR)	47	365	1,037
HELLENIC PETROLEUM (CR)	52	356	2,493
INTRACOM HOLDINGS (CR)	180	3,523	7,724
JUMBO SA (CR)	198	1,266	1,898
LAMDA DEVELOPMENT SA (CR)	203	2,221	7,376
MARFIN INVESTMENT GROUP (CR)	57	24,997	30,165
MOTOR OIL (CR)	127	1,212	3,120
MYTILINEOS (CR)	286	2,643	6,340
NATIONAL BANK (CR)	479	14,763	27,391
OPAP (CR)	145	1,187	2,094
OTE (CR)	124	1,005	2,148
P.P.A. S.A. (CR)	18	72	727
PIRAEUS FINANCIAL HOLD (CR)	205	11,296	41,234
PPC (CR)	301	4,543	16,850
TERNA ENERGY (CR)	109	677	2,091
TITAN CEMENT (CB)	48	318	1,874
VIOHALCO SA/NV (CB)	202	4,351	7,941
Index Options	15	203	1,488
FTSE/Athex Large Cap	15	203	1,488
Stock Options	4	55	1,659
ALPHA SERVICES HOLD (CR)	0	0	0
NATIONAL BANK (CR)	0	0	330
OPAP (CR)	3	50	30
OTE (CR)	0	0	40
PIRAEUS FINANCIAL HOLD (CR)	0	0	0
PPC (CR)	1	5	1,259
<b>Total Derivatives Traded</b>	<b>4,448</b>	<b>148,349</b>	<b>362,647</b>











Number of Outstanding Securities	Nominal Value	Dividends [1]			Date of Last Coupon		Note	Shares	Closing price	% change	Previous closing price/date		Open price	Price min	Price max	Last price	Avg price	Last Bid [7]	Last Ask [7]	P/E after tax	Year	Volume	Trades	Transactions Value[8]	Company Mkt Value (thou. €)	Year low	Year high	Sector[4]
245,000	1.00	---	---	---	19/07/2010	11/12/2012	5194	TRIA ALFA SA (PR)	3.1	---	3.1	15/12/2021	---	---	---	---	---	440@2.52	49@3.26	---	2020	---	---	---	5,891.70	1.41	3.96	55101020

## Suspension Status

5,867,311	0.300	---	---	---	11/08/2010	28/04/2017	5243	DIONIC (CR)	0.11	---	0.11	30/06/2020	---	---	---	---	---	---	---	---	---	---	---	---	645.40	0.11	0.11	50205010
66,948,210	0.300	---	---	---	22/09/2015	22/09/2015	5179	FOLLI FOLLIE (CR)	4.8	---	4.8	24/05/2018	---	---	---	---	---	---	---	---	---	---	---	---	321,351.41	4.8	4.8	40401030
12,417,000	0.310	0.0205	---	---	27/08/2019	28/08/2017	5233	MLS MULTIMEDIA SA (CR)	0.57	---	0.57	12/05/2020	---	---	---	---	---	---	---	---	---	---	---	---	7,077.69	0.57	0.57	10101015
33,301,715	0.320	---	---	---	27/06/2003	08/07/2009	5241	AEGEK (CR)	0.035	---	0.035	25/06/2020	---	---	---	---	---	---	---	---	---	---	---	---	1,165.56	0.035	0.035	50101010
77,126,446	0.340	---	---	---	23/05/2005	18/08/2011	5206	G.E. DIMITRIOU (CR)	0.0125	---	0.0125	30/04/2019	---	---	---	---	---	---	---	---	---	---	---	---	964.08	0.0125	0.0125	40202020
8,418,750	0.300	0.32	0.095	---	26/08/2020	27/06/2012	5260	GEKE (CR)	5.75	---	5.75	26/10/2021	---	---	---	---	---	---	---	---	---	---	---	---	48,407.81	3.72	7.4	40501025
7,085,888	1.59	---	---	---	02/07/1996	06/09/2010	5216	ELVIEMEK (CR)	2.6	---	2.6	30/09/2019	---	---	---	---	---	---	---	---	---	---	---	---	18,423.31	2.6	2.6	35101010
25,179,640	0.600	---	---	---	08/08/1994	19/09/2000	5191	J.BOUTARIS & SON (CR)	0.026	---	0.026	01/10/2018	---	---	---	---	---	---	---	---	---	---	---	---	742.45	0.026	0.026	45101015
1,540,000	0.600	---	---	---	08/08/1994	19/09/2000	5192	J.BOUTARIS & SON (PR)	0.057	---	0.057	01/10/2018	---	---	---	---	---	---	---	---	---	---	---	---	742.45	0.057	0.057	45101015

## Shares' Notes

Code	Note text
( )	- Adjusted dividends.
*	- Last adjusted closing price.
[1]	- Net dividends.
[2]	- The "Date of Last Coupon" for New listings refers to the date company's stocks started to trade in Athex
[3]	- The Company Market Value is referred to the number of outstanding shares
[4]	- Sectors codification can be found in Appendix A
[5]	- The Market Value refers to the total number of shares listed (including their several classes) in the exchange by the company.
[6]	- P/E greater than 100
[7]	- Last view of the Order Book before the end of the trading session
[8]	- All Blocks Methods' Transactions Value are included.
4750	- Transfer to the Under Surveillance Category from 8/4/2011.
4912	- Transfer to the Surveillance Category as of 31/7/2012.
4955	- Transfer to the Surveillance Category as from 5/4/2013.
4957	- Transfer to the Surveillance Category as from 5/4/2013.
4958	- Transfer to the Surveillance Category as from 5/4/2013.
4959	- Transfer to the Surveillance Category as from 5/4/2013.
5093	- Transfer to the Surveillance Category as of 8/4/2015.
5112	- Transfer to the Surveillance Category as of 15/04/2016.
5115	- Transfer to the Surveillance Category as of 15/04/2016.
5141	- Transfer to the Surveillance Category as of 10/05/2017.
5160	- Transfer to the Surveillance Category as of 15/04/2016.
5162	- Transfer to the Under Supervision Category as of 21/12/2009.
5165	- Transfer to the Surveillance Category as of 15/02/2018.
5179	- Suspension of trading as of 25/05/2018.
5191	- Suspension of trading as of 02/10/2018.
5192	- Suspension of trading as of 02/10/2018.
5193	- Transfer to the Surveillance Category as of 25/10/2018.
5194	- Transfer to the Surveillance Category as of 25/10/2018.
5197	- Transfer to the Surveillance Category as of 07/11/2018.
5206	- Suspension of trading as of 02/05/2019.
5216	- Suspension of trading as of 01/10/2019.
5232	- Transfer to the Under Surveillance Category from 08/04/2011.
5233	- Suspension of trading as of 13/05/2020.
5241	- Suspension of trading as of 26/06/2020.
5243	- Suspension of trading as of 01/07/2020.
5245	- Transfer to the Surveillance Category as of 09/07/2020.
5246	- Transfer to the Surveillance Category as of 09/07/2020.
5248	- Transfer to the Surveillance Category as of 06/09/20116.
5253	- Transfer to the Surveillance Category as of 14/5/2021.
5260	- Under suspension of trading as of 27/10/2021.

Securities Blocks Details

Securities	Block Volume	Price	Block Trade Value	Time of approval	Note
TERNA ENERGY (CR)	31,084	13.56	421,499.04	11:33:29	20
OPAP (CR)	50,000	12.37	618,500.00	13:16:49	20
OPAP (CR)	50,000	12.37	618,500.00	13:17:24	20
JUMBO SA (CR)	75,000	12.37	927,750.00	15:13:44	20
OPAP (CR)	100,000	12.33	1,233,000.00	16:10:22	20
OPAP (CR)	57,210	12.34	705,971.40	16:15:01	20
ALPHA SERVICES HOLD (CR)	321,945	1.08	346,734.77	17:05:52	20
OPAP (CR)	62,914	12.38	778,875.32	17:07:30	20
ENTERSOFT (CR)	700,000	5.10	3,570,000.00	17:11:04	20
OPAP (CR)	975,421	12.25	11,948,907.25	17:16:08	20
NATIONAL BANK (CR)	187,000	2.91	543,983.00	17:19:19	20

Blocks Notes

- 9 - Method 6-1 / Special Fees
- 10 - Method 6-1 / Special Fees, SDS
- 14 - Method 6-3 / Settlement, Incomplete Buy and Sell
- 18 - Method 6-2 / SPOT 1
- 19 - Method 6-2 / SPOT 2
- 20 - Method 6-1 and Method 6-1 Same Day Settlement
- 21 - Other Pre-agreed

## Shares Rights Details

Occured date	Exercise from	Exercise until	Trading until	Rights	Price min	Price max	Closing price	Last Bid	Last Ask	Volume	Trades	Transactions Value
22/11/2021	25/11/2021	17/12/2021	03/12/2021	ATTICA BANK S.A. (CR)	---	---	---	---	---	---	---	---



---

**Forced Sales Details**

---

Securities	Category of Security	Transactions Volume	Number of Trades	Transactions Value	Note
<b>No Forced Transactions.</b>					

---

---

**Forced Sales Notes**

---

- 1 - Compulsory Public Forced Sales
- 2 - Forced Sales of Fixed Registered Shares
- 3 - Forced Sales of Remaining Fractional Shares

## Exchange Traded Funds (ETFs) Characteristics

	Transactions Date (T)	Creation / Redemption	Units (T-1)	New Units (T-1)	Redemption Units (T-1)	Units (T) [1]	Fund Assets [2]	Net Unit Price	Dividend per Unit	Dividend Date
ALPHA ETF FTSE Athex Large Cap	16/12/2021	5,000	882,175	---	---	882,175	18,824,690.00	21.3390	0.71	01/07/2021

## ETFs Notes

[1] - Units (T) = Units (T-1) + New Units (T-1) - Redemption Units (T-1)

[2] - The Creation / Redemption Units of T-1 are included.

## Non Convertible Corporate Bonds - Regulated Market

Num Listed Bonds	Nominal price	Issue price	Today's Rate	Exp. Date	Duration (years)	Note	Coupon		Trading Unit	Corporate Bonds	Accrued Int.	Yield.T.Mat	Price min	Price max	Closing price	Previous closing price/date	Volume	Transactions Value	Last order		ear min	Year max		
							Common	Preferred											Price	Buy / Sell			Date	
150,000	1,000.00	1,000.00	2.60	22/10/2026	7	---	5	---	1	TERNA ENERGY FINANCE S.A. (Non Convertible)	4.2611	2.6750	---	---	---	99.0140	15/12/2021	---	---	98.8100	B	16/12/2021	98.8029	103.0000
320,000	1,000.00	1,000.00	3.40	21/07/2027	7	---	3	---	1	LAMDA DEVELOPMENT S.A. (Non Convertible)	14.3556	3.0750	100.4000	101.0000	100.8500	100.5000	15/12/2021	24,000	24,548.53	100.7500	B	16/12/2021	97.8458	103.4268
200,000	1,000.00	1,000.00	2.10	27/10/2027	7	---	3	---	1	O.P.A.P. S.A. (Non Convertible)	3.1500	1.9590	100.5000	100.9000	100.5000	100.5260	15/12/2021	92,000	92,768.30	100.4000	B	16/12/2021	99.3000	102.8500
150,000	1,000.00	1,000.00	2.65	22/10/2026	5	---	1	---	1	CPLP SHIPPING HOLDINGS PLC (Non Convertible)	4.3431	2.8990	98.7000	98.9000	98.8764	98.9370	15/12/2021	108,000	107,255.55	98.0000	B	16/12/2021	97.7794	100.3500
250,000	1,000.00	1,000.00	2.45	16/11/2028	7	---	1	---	1	ELVALHALCOR S.A. (Non Convertible)	2.3139	2.4410	99.9000	100.0310	100.0217	100.0300	15/12/2021	243,000	243,538.32	100.0000	B	16/12/2021	99.5116	100.3000
120,000	1,000.00	1,000.00	2.65	06/12/2028	7	---	1	---	1	NOVAL PROPERTY REIC (Non Convertible)	1.0306	2.7380	---	---	---	99.4660	15/12/2021	---	---	99.2500	B	16/12/2021	99.0500	100.0000
500,000	1,000.00	1,000.00	2.75	03/07/2027	7	---	3	---	1	GEK TERNA S.A. (Non Convertible)	12.8333	3.0430	97.4000	98.0000	98.0000	97.2730	15/12/2021	366,000	363,251.80	98.0000	B	16/12/2021	96.4000	100.0000
200,000	1,000.00	1,000.00	3.60	12/03/2026	7	---	6	---	1	AEGEAN AIRLINES S.A. (Non Convertible)	9.8000	3.3920	99.4000	99.5900	99.4950	99.5900	15/12/2021	12,000	12,057.00	99.5900	B	16/12/2021	93.1501	102.0000
120,000	1,000.00	1,000.00	3.95	04/04/2025	7	---	8	---	1	GEK TERNA S.A. (Non Convertible)	8.4486	2.6160	102.9100	102.9100	102.9100	102.7180	15/12/2021	7,000	7,262.84	102.9100	B	16/12/2021	102.5000	105.8000
90,000	1,000.00	1,000.00	3.00	11/05/2023	5	---	8	---	1	CORAL A.E. (Non Convertible)	3.2500	2.1480	---	---	---	100.8500	15/12/2021	---	---	100.5500	B	16/12/2021	100.4567	103.7500
20,148	1,000.00	1,000.00	4.95	26/06/2023	5	---	7	---	1	B&F COMM. & GARM. INDUS. S.A. (Non Convertible)	24.0625	4.2150	100.0000	100.0000	100.0000	100.0000	13/12/2021	41,000	41,986.56	99.5000	B	16/12/2021	92.1501	101.0000
175,000	1,000.00	1,000.00	3.40	26/07/2024	5	---	5	---	1	ATTICA HOLDINGS S.A. (Non Convertible)	13.8833	3.8720	97.5000	98.1000	98.1000	97.4790	15/12/2021	99,000	98,033.45	97.8500	B	16/12/2021	90.0310	99.5000
200,000	1,000.00	1,000.00	1.90	23/03/2028	7	---	2	---	1	MOTOR OIL CORINTH REFINERIES SA (Non Convertible)	4.6444	2.1200	98.5000	98.6000	98.5980	98.5000	15/12/2021	155,000	153,454.79	98.2010	B	16/12/2021	98.3121	100.9899
100,000	1,000.00	1,000.00	2.70	25/05/2026	5	---	2	---	1	COSTAMARE PARTICIPATIONS PLC (Non Convertible)	1.8750	2.6590	100.0000	100.0000	100.0000	99.7460	15/12/2021	100,000	100,187.50	99.4200	B	16/12/2021	99.6000	102.5678
300,000	1,000.00	1,000.00	2.30	20/07/2028	7	---	1	---	1	PRODEA REIC S.A.(Non Convertible)	9.7750	2.8150	96.7000	97.0000	96.9500	96.7500	15/12/2021	78,000	76,345.45	96.7010	B	16/12/2021	96.6400	99.9400
300,000	1,000.00	1,000.00	2.30	14/12/2028	7	---	1	---	1	GEK TERNA S.A. (Non Convertible)	0.3833	2.6170	98.0000	99.0000	98.1000	97.6620	15/12/2021	383,000	376,087.01	98.1200	B	16/12/2021	97.0001	99.0000

## Corporate Bonds Notes

Transactions Volume = (Pieces) \* (Nominal Price). Transactions Value = (Pieces) \* (Nominal Price) \* (price %) + (Accrued interest).

The price of a Bond is stated as a percentage (%) of Bond's Nominal Price.

Nominal Price in Euros (€), except if it is noted differently.

## Government Bonds

Number Listed Bonds	Nominal price	Today's Rate	Accrued Interest Calc	Exp. Date [1]	Duration (years)	Note	Coupons Date	Curr. coupon value	Trading Unit	Government Bonds	Price min	Price max	Closing price	Previous closing price/date	Volume	Transactions Value	Price	Last order Buy / Sell	Date
3,000,000	1,000.00	4.38	Actual/Actual	01/08/2022	5	---	01/08	4.38	1	GGB-FXD-010822-05Y-4.375-1.000	---	---	---	---	---	---	1.0000	B	28/11/2018
4,500,000	1,000.00	1.88	Actual/Actual	04/02/2035	15	---	04/02	1.88	1	GGB-FXD-040235-15Y-1.875-1.000	---	---	---	---	---	---	---	---	---
2,500,000	1,000.00	3.45	Actual/Actual	02/04/2024	5	---	02/04	3.45	1	GGB-FXD-020424-05Y-3.450-1.000	---	---	---	---	---	---	---	---	---
6,000,000	1,000.00	0.75	Actual/Actual	18/06/2031	10	---	18/06	0.75	1	GGB-FXD-180631-10Y-0.750-1.000	---	---	---	---	---	---	---	---	---
4,355,990,324	1.00	3.50	Actual/Actual	30/01/2023	5	---	01/02 - 31/01	3.50	1	GGB-FXD-300123-05Y-3.500-1.00	---	---	---	94.5720 13/07/2018	---	---	1.0000	B	28/11/2018
5,962,747,327	1.00	3.75	Actual/Actual	30/01/2028	10	---	/02 - 01/02 - 31/	3.75	1	GGB-FXD-300128-10Y-3.750-1.00	---	---	---	85.4610 13/07/2018	---	---	1.0000	B	28/11/2018
6,091,218,404	1.00	3.90	Actual/Actual	30/01/2033	15	---	/02 - 01/02 - 31/	3.90	1	GGB-FXD-300133-15Y-3.900-1.00	---	---	---	78.6730 13/07/2018	---	---	1.0000	B	28/11/2018
4,805,399,486	1.00	4.00	Actual/Actual	30/01/2037	19	---	/02 - 01/02 - 31/	4.00	1	GGB-FXD-300137-19Y-4.000-1.00	---	---	---	77.0370 13/07/2018	---	---	1.0000	B	28/11/2018
4,603,713,186	1.00	4.20	Actual/Actual	30/01/2042	24	---	/02 - 01/02 - 31/	4.20	1	GGB-FXD-300142-24Y-4.200-1.00	---	---	---	77.7640 13/07/2018	---	---	1.0000	B	28/11/2018
550,418,123	1.00	4.30	Actual/Actual	24/02/2023	11	---	24/02	4.30	1	GGB-FXD-240223-11Y-2.000-1.00	---	---	---	10.0000 22/06/2015	---	10.0000	B	11/07/2019	
445,007,576	1.00	4.30	Actual/Actual	24/02/2024	12	---	24/02	4.30	1	GGB-FXD-240224-12Y-2.000-1.00	---	---	---	10.0000 22/06/2015	---	---	---	---	
423,674,226	1.00	4.30	Actual/Actual	24/02/2025	13	---	24/02	4.30	1	GGB-FXD-240225-13Y-2.000-1.00	---	---	---	10.0000 22/06/2015	---	---	---	---	
212,292,153	1.00	4.30	Actual/Actual	24/02/2026	14	---	24/02	4.30	1	GGB-FXD-240226-14Y-2.000-1.00	---	---	---	10.0000 22/06/2015	---	---	---	---	
160,621,352	1.00	4.30	Actual/Actual	24/02/2027	15	---	24/02	4.30	1	GGB-FXD-240227-15Y-2.000-1.00	---	---	---	10.0000 22/06/2015	---	---	---	---	
183,244,055	1.00	4.30	Actual/Actual	24/02/2028	16	---	24/02	4.30	1	GGB-FXD-240228-16Y-2.000-1.00	---	---	---	10.0000 22/06/2015	---	---	---	---	
164,802,894	1.00	4.30	Actual/Actual	24/02/2029	17	---	24/02	4.30	1	GGB-FXD-240229-17Y-2.000-1.00	---	---	---	10.0000 22/06/2015	---	---	---	---	
165,460,943	1.00	4.30	Actual/Actual	24/02/2030	18	---	24/02	4.30	1	GGB-FXD-240230-18Y-2.000-1.00	---	---	---	10.0000 22/06/2015	---	---	---	---	
129,007,241	1.00	4.30	Actual/Actual	24/02/2031	19	---	24/02	4.30	1	GGB-FXD-240231-19Y-2.000-1.00	---	---	---	10.0000 22/06/2015	---	---	---	---	
126,192,683	1.00	4.30	Actual/Actual	24/02/2032	20	---	24/02	4.30	1	GGB-FXD-240232-20Y-2.000-1.00	---	---	---	10.0000 22/06/2015	---	---	---	---	
146,905,168	1.00	4.30	Actual/Actual	24/02/2033	21	---	24/02	4.30	1	GGB-FXD-240233-21Y-2.000-1.00	---	---	---	10.0000 22/06/2015	---	---	---	---	
154,475,606	1.00	4.30	Actual/Actual	24/02/2034	22	---	24/02	4.30	1	GGB-FXD-240234-22Y-2.000-1.00	---	---	---	10.0000 22/06/2015	---	---	---	---	
144,429,441	1.00	4.30	Actual/Actual	24/02/2035	23	---	24/02	4.30	1	GGB-FXD-240235-23Y-2.000-1.00	---	---	---	10.0000 22/06/2015	---	---	---	---	
166,211,676	1.00	4.30	Actual/Actual	24/02/2036	24	---	24/02	4.30	1	GGB-FXD-240236-24Y-2.000-1.00	---	---	---	10.0000 22/06/2015	---	---	---	---	
145,461,669	1.00	4.30	Actual/Actual	24/02/2037	25	---	24/02	4.30	1	GGB-FXD-240237-25Y-2.000-1.00	---	---	---	10.0000 22/06/2015	---	---	---	---	
146,941,087	1.00	4.30	Actual/Actual	24/02/2038	26	---	24/02	4.30	1	GGB-FXD-240238-26Y-2.000-1.00	---	---	---	10.0000 22/06/2015	---	---	---	---	
135,115,612	1.00	4.30	Actual/Actual	24/02/2039	27	---	24/02	4.30	1	GGB-FXD-240239-27Y-2.000-1.00	---	---	---	10.0000 22/06/2015	---	---	---	---	
141,909,637	1.00	4.30	Actual/Actual	24/02/2040	28	---	24/02	4.30	1	GGB-FXD-240240-28Y-2.000-1.00	---	---	---	10.0000 22/06/2015	---	---	---	---	
136,788,720	1.00	4.30	Actual/Actual	24/02/2041	29	---	24/02	4.30	1	GGB-FXD-240241-29Y-2.000-1.00	---	---	---	10.0000 22/06/2015	---	---	---	---	
163,643,410	1.00	4.30	Actual/Actual	24/02/2042	30	---	24/02	4.30	1	GGB-FXD-240242-30Y-2.000-1.00	---	---	---	10.0000 22/06/2015	---	---	---	---	
4,000,000	1,000.00	3.88	Actual/Actual	12/03/2029	10	---	12/03	3.88	1	GGB-FXD-120329-10Y-3.875-1.000	---	---	---	---	---	100.0000	B	15/10/2019	
4,500,000	1,000.00	0.00	Actual/Actual	12/02/2026	5	---	12/02	0.00	1	GGB-FXD-120226-05Y-0.000-1.000	---	---	---	---	---	---	---	---	
3,000,000	1,000.00	3.38	Actual/Actual	15/02/2025	7	---	15/02	3.38	1	GGB-FXD-150225-07Y-3.375-1.000	---	---	---	---	---	---	---	---	
250,250	1,000.00	2.90	Actual/Actual	20/03/2023	4	---	20/03	2.90	1	GGB-FXD-200323-04Y-2.900-1.000	---	---	---	---	---	---	---	---	
964,000	1,000.00	3.25	Actual/Actual	20/03/2025	6	---	20/03	3.25	1	GGB-FXD-200325-06Y-3.250-1.000	---	---	---	---	---	---	---	---	

## Government Bonds Notes

Transactions Volume = (Pieces) \* (Nominal Price). Transactions Value = (Pieces) \* (Nominal Price) \* (price %) + (Accrued interest).

The Value of current coupon for the issues with NV 0.01 euro refers to NV 100 euros

FLR: Floating Interest Rate.

[1] - The Expiration Date of the interest bearing period and the Date for coupon payment.

## Government Bonds

Number Listed Bonds	Nominal price	Today's Rate	Accrued Interest Calc	Exp. Date [1]	Duration (years)	Note	Coupons Date	Curr. coupon value	Trading Unit	Government Bonds	Price min	Price max	Closing price	Previous closing price/date	Volume	Transactions Value	Price	Last order Buy / Sell	Date
2,100,000	1,000.00	3.55	Actual/Actual	20/03/2026	7	---	20/03	3.55	1	GGB-FXD-200326-07Y-3.550-1.000	---	---	---	---	---	---	---	---	---
40,000	1,000.00	0.11	FLR Actual/360	16/09/2022	1	---	16/03 - 16/09	---	1	GGB-FLT-160922-01Y-0.108-1.000	---	---	---	---	---	---	---	---	---
5,500,000	1,000.00	1.50	Actual/Actual	18/06/2030	10	---	18/06	1.50	1	GGB-FXD-180630-10Y-1.500-1.000	---	---	---	---	---	---	---	---	---
5,364,250	1,000.00	3.25	Actual/Actual	20/03/2050	30	---	20/03	3.25	1	GGB-FXD-200350-30Y-3.250-1.000	---	---	---	---	---	---	---	---	---
2,000,000	1,000.00	2.00	Actual/Actual	22/04/2027	7	---	22/04	2.00	1	GGB-FXD-220427-07Y-2.000-1.000	---	---	---	---	---	---	99.9000	B	22/04/2020
2,500,000	1,000.00	1.88	Actual/Actual	23/07/2026	7	---	23/07	1.88	1	GGB-FXD-230726-07Y-1.875-1.000	---	---	---	---	---	---	---	---	---
3,500,000	1,000.00	1.88	Actual/Actual	24/01/2052	30	---	24/01	1.88	1	GGB-FXD-240152-30Y-1.875-1.000	---	---	---	---	---	---	---	---	---

## Government Bonds Notes

Transactions Volume = (Pieces) \* (Nominal Price). Transactions Value = (Pieces) \* (Nominal Price) \* (price %) + (Accrued interest).

The Value of current coupon for the issues with NV 0.01 euro refers to NV 100 euros

FLR: Floating Interest Rate.

[1] - The Expiration Date of the interest bearing period and the Date for coupon payment.

## Treasury Bills &amp; Zero Coupon Government Bonds

Issue Date	13-Week Maturity									26-Week Maturity							52-Week Maturity										
	Exp. Date	Initial Rate	Num Listed Bonds	Nominal price	Issue price	Last Trade Price	Last Trade Date	Volume Traded	Note	Exp. Date	Initial Rate	Num Listed Bonds	Nominal price	Issue price	Last Trade Price	Last Trade Date	Volume Traded	Note	Exp. Date	Initial Rate	Num Listed Bonds	Nominal price	Issue price	Last Trade Price	Last Trade Date	Volume Traded	Note
12/03/2021	---	---	---	---	---	---	---	---	---	---	---	---	---	---	---	---	---	---	11/03/2022	-0.22	1,000,000	1,000.00	1,002.24	---	---	---	---
11/06/2021	---	---	---	---	---	---	---	---	---	---	---	---	---	---	---	---	---	---	10/06/2022	-0.31	1,600,000	1,000.00	1,003.10	---	---	---	---
10/09/2021	---	---	---	---	---	---	---	---	---	---	---	---	---	---	---	---	---	---	09/09/2022	-0.31	1,000,000	1,000.00	1,003.14	---	---	---	---

Bonds in Circulation	Currency / Min nominal traded Value	Coupons Payment Date	Current Coupon Value	Note	Coupon	Trading Unit	Issue Date	Duration (years)	Today's Interest	A.I.C in days	Bonds	Last price of previous days		Last Outcry in Cash (euro)		Trades in Pieces	Life min	Life Max	
												Price	Buy / Sell	Price	Buy / Sell				
<b>Corporate Bonds in Foreign Currency and Euro</b>																			
103,746	GBP / 10	01/12	0.25	---	63	1	01/12/1930	98	2.5	360	National Mortgage Bank	2.27	05/02/1996	2.27	S	05/02/1996	---	2.27	2.27
0	GBP / 10	01/12	0.25	---	65	1	01/12/1928	100	2.5	360	National Mortgage Bank	---	---	---	---	---	---	---	---

## Government Bonds Notes

A.I.C: Accrued Interest Calculation base.

FLR: Floating Interest Rate.

The minimum tradeable Nominal Value for all Demeterialised Government Titles is 100 Euros.

(μτφρ-0)

## Athex &amp; ATHEXClear Members List

Member Name				Stock Market			Derivatives Market		ATHEXClear Member	
	Address	Phone	Fax	Market Member	Remote Member	Market Maker	Proprietary	Market Maker	General Clearing	Direct Clearing
A. SARRIS SECURITIES S.A.				a						
6, ΔΡΑΓΑΤΣΑΝΙΟΥ 6 ΑΘΗΝΑ	2103367700									
ΑΕΟΝIC SECURITIES C.I.F. P.L.C.				a	a					
, ΛΑΪΟΥ 6, ΓΡ. 301B, ANNA COURT	35725337600									
ALPHA BANK S.A.									a	
, ΣΤΑΔΙΟΥ 40 ΑΘΗΝΑ	2103260000									
ALPHA FINANCE INVESTMENT SERVICES SINGLE MEMBER SA				a		a	a	a		a
5, ΜΕΡΛΙΝ 5 ΑΘΗΝΑ	2103677400									
ARGUS STOCKBROKERS LTD				a	a		a			
25, 25 ΛΕΩΦΟΡΟΣ ΔΗΜΟΣΘΕΝΗ ΣΕΒΕΡΗ	0035722717000									
ATLANTIC SECURITIES LTD				a	a					
37, ΠΡΟΔΡΟΜΟΥ 37	0035722445400									
AXON SECURITIES S.A.				a			a			
48, ΣΤΑΔΙΟΥ 48 ΑΘΗΝΑ	2103363800									
BETA SECURITIES S.A.				a		a	a			a
29, Α.ΑΛΕΞΑΝΔΡΑΣ 29 ΑΘΗΝΑ	2106478930									
BNP PARIBAS SECURITIES SERVICES									a	
2, ΛΑΜΨΑΚΟΥ 2 ΑΘΗΝΑ	2107468500									
BOFA SECURITIES EUROPE SA				a	a					
, 112 AVENUE KL'BER 75116	+33 153655555									
CAPITAL SECURITIES S.A.				a			a			
58, ΜΗΤΡΟΠΟΛΕΩΣ 58 ΑΘΗΝΑ	2103369700									
CFS SECURITIES INVESTMENT SERVICES S.A.				a						
3, ΠΑΠΑΡΡΗΓΟΠΟΥΛΟΥ 3 ΑΘΗΝΑ	2103360800									
CITIGROUP GLOBAL MARKETS EUROPE AG				a	a					
16, REUTERWEG 16 FRANKFURT	+49 691366-0									
CITIGROUP GLOBAL MARKETS LIMITED				a						
1, 33 CANADA SQUARE - CANARY WHARF	+44 02079864000									
CREDIT SUISSE BANK (EUROPE), S.A.				a	a					
, CALLE AYALA 42, 3A PLANTA-B MADRID	+34917916000									
CREDIT SUISSE SECURITIES (EUROPE) LIMITED				a						
1, ONE CABOT SQUARE LONDON	+44 2078888888									
CYCLOS SECURITIES S.A.				a			a			
39, ΠΑΝΕΠΙΣΤΗΜΙΟΥ 39 ΑΘΗΝΑ	2103364300									
DEUTSCHE BANK S.A.					a					
1, GREAT WINCHESTER STREET LONDON	+44 20 754 54209	00441133361437								
DYNAMIC SECURITIES S.A.				a			a			a
, ΤΡΑΛΛΕΩΝ 2 & Α.ΣΥΓΓΡΟΥ 223 ΝΕΑ ΣΜΥΡΝΗ	2103677700									
EUROBANK EQUITIES INVESTMENT FIRM S.A				a		a	a	a		a
, ΦΙΛΕΛΛΗΝΩΝ 10 & ΞΕΝΟΦΩΝΤΟΣ 13 ΑΘΗΝΑ	2103720425									
EUROBANK S.A.									a	
, ΟΘΩΝΟΣ 8 ΑΘΗΝΑ	2103337000									
EUROCORP INVESTMENT SERVICES S.A.				a			a			a
14, ΠΛ.ΦΙΛΙΚΗΣ ΕΤΑΙΡΕΙΑΣ 14 ΑΘΗΝΑ	2107263600									
EUROTRUST INVESTMENT FIRM SA				a						
113, ΣΕΒΑΣΤΟΥΠΟΛΕΩΣ 113 ΑΘΗΝΑ	2103363100									
EUROXX SECURITIES S.A.				a		a	a	a		a
7, ΠΑΛΑΙΟΛΟΓΟΥ ΧΑΛΑΝΔΡΙ	(210)-6879400	(210)-6879401								
7, ΠΑΛΕΟΛΟΓΟΥ ΧΑΛΑΝΔΡΙ	+30 2106879400	210-6879401								
G. A. PERVANAS SECURITIES- INVESTMENT SERVICES S.A.				a						
7-9, ΣΟΦΟΚΛΕΟΥΣ 7-9 ΑΘΗΝΑ	2103727200									
GLOBAL CAPITAL SECURITIES & FINANCIAL SERVICES LTD				a	a					
50, ΛΑΡΧΙΠΕΡΙΣΚΟΠΟΥ ΜΑΚΑΡΙΟΥ Γ50	0035722710710									
HELLENIC AMERICAN SECURITIES S.A.				a		a	a			a
27, ΑΝΔΡΕΑ ΠΑΠΑΝΔΡΕΟΥ 27 ΜΑΡΟΥΣΙ	2103311100									
HELLENIC BANK (INVESTMENTS) LTD					a					
, ΑVE.KYΡΙΑΚΟΥ MATSI 31 - PO BOX 24747 NICOSIA	+357 22500100	357 22500110								
HSBC CONTINENTAL EUROPE									a	
109-111, Α.ΜΕΣΟΓΕΙΩΝ 109-111	2106960000									
INDEX SECURITIES S.A.				a						
6, ΔΡΑΓΑΤΣΑΝΙΟΥ 6 ΑΘΗΝΑ	2103213920									
J. CHR. MAVRIKIS SECURITIES S.A.				a						
5, ΣΟΦΟΚΛΕΟΥΣ 5 ΑΘΗΝΑ	2103216730									



## Athex &amp; ATHEXClear Members List

Member Name				Stock Market			Derivatives Market		ATHEXClear Member	
	Address	Phone	Fax	Market Member	Remote Member	Market Maker	Proprietary	Market Maker	General Clearing	Direct Clearing
KAPPA SECURITIES S.A.				a			a			
15, ΒΑΛΛΑΡΙΤΟΥ 15 ΑΘΗΝΑ	2103678600									
KARAMANOF SECURITIES & INVESTMENT SERVICES S.A.				a						
2, ΠΛ.ΑΓ.ΘΕΟΔΩΡΩΝ 2 ΑΘΗΝΑ	2103212947									
LAIKI FINANCIAL SERVICES LTD					a					
26, AVE. VYRONOS NICOSIA	357 22367367	357 22718567								
LEON DEPOLAS SECURITIES S.A.				a		a	a			
1, ΧΡΗΣΤΟΥ ΛΑΔΑ 1 ΑΘΗΝΑ	2103213276 -28									
MEGA EQUITY SECURITIES & FINANCIAL SERVICES PUBLIC LTD				a	a		a			
42-44, ΛΕΩΦ.ΓΡΙΒΑ ΔΙΓΕΝΗ 42-44	0035722711711									
MERIT SECURITIES S.A				a		a	a			a
5, ΣΟΦΟΚΛΕΟΥΣ 5 ΑΘΗΝΑ	2103671880									
MERRILL LYNCH INTERNATIONAL				a						
2, 2 KING EDWARD STREET LONDON	+44 20276281000									
N. CHRYSOCHOIDIS SECURITIES S.A.				a			a			a
7-9, ΣΟΦΟΚΛΕΟΥΣ 7-9 ΑΘΗΝΑ	2103213913									
NATIONAL BANK OF GREECE S.A.				a			a		a	
86, ΑΙΟΛΟΥ STR. ΑΘΗΝΑ	(210)-3341000	(210)-3228187								
68, ΑΚΑΔΗΜΙΑΣ STR. ΑΘΗΝΑ	(210)-3328817	(210)-3328678								
NATIONAL SECURITIES SINGLE MEMBER SA				a		a	a	a		
66, ΛΕΩΦΟΡΟΣ ΑΘΗΝΩΝ 128-132 & ΙΦΙΓΕΝΙΑΣ ΑΘΗΝΑ	2103328784									
NUNTIUS BROKERAGE AND INVESTMENT SERVICES S.A				a						
6, ΔΡΑΓΑΤΣΑΝΙΟΥ 6 ΑΘΗΝΑ	2103350599									
ONE PLUS CAPITAL LIMITED				a	a					
, 75 PRODROMOU AVENUE NICOSIA 1307	35722873760									
OPTIMA BANK S.A.				a		a	a	a	a	
32, ΑΙΓΙΑΛΕΙΑΣ 32 & ΠΑΡΑΔΕΙΣΟΥ ΜΑΡΟΥΣΙ	2108173663									
PANTELAKIS SECURITIES S.A.				a		a	a	a		
57, ΕΘΝΙΚΗΣ ΑΝΤΙΣΤΑΣΕΩΣ 57, ΚΤΙΡΙΟ Β CHALANDRI	2106965000									
PEGASUS SECURITIES S.A				a			a			
17, ΒΑΛΛΑΡΙΤΟΥ 17 & ΑΜΕΡΙΚΗΣ ΑΘΗΝΑ	2103670700									
PIRAEUS BANK S.A.				a			a		a	
, ΑΜΕΡΙΚΗΣ 4 ΑΘΗΝΑ	2103335000									
PIRAEUS SECURITIES S. A.				a		a	a	a		a
10, ΣΤΑΔΙΟΥ 10 ΑΘΗΝΑ	2103354100									
PROCHOICE SECURITIES LTD				a	a					
57, ΛΕΩΦ.ΣΠΥΡΟΥ ΚΥΠΡΙΑΝΟΥ 57, ΑΚΙΝΗΤΑ Φ	035724661192									
SHARELINK SECURITIES & FINANCIAL SERVICES LTD				a			a			
6, HOUSE-ΘΕΟΤΟΚΗ 6 ΜΕΓΑΡΟ ΕΛΜΗΝΑ	+357 22554200									
SOCIETE GENERALE S.A.				a	a		a			
, 17 COURS VALMY, CEDEX	+157290504									
SOLIDUS SECURITIES S.A				a			a			a
64, ΛΟΥΙΖΗΣ ΠΙΑΝΚΟΥΡ 64 ΑΘΗΝΑ	2106900600									
ST. EM. LAVRENTAKIS SECURITIES S.A.				a			a			
7-9, ΣΟΦΟΚΛΕΟΥΣ 7-9 ΑΘΗΝΑ	2103213336									
THE CYPRUS INVESTMENT & SECURITIES CORPORATION LTD				a	a					
154, ΛΕΩΦ. ΚΥΡΗΝΕΙΑΣ	0035722121700									
UBS EUROPE SE				a	a					
, OPERNTURM, BOCKENHEIMER LANDSTRASSE 2-4	496921790									
UBS LIMITED					a					
1, FINSBURY AVENUE LONDON	+44 2075687135									

List of Stocks under Market Making operations

Securities	Market Maker	Start Market Making	Stock Category	Suspension Status
MLS MULTIMEDIA SA (CR)	PIRAEUS SECURITIES S. A.	01/08/2019		
ALPHA ETF FTSE Athex Large Cap	ALPHA FINANCE INVESTMENT SERVICES SINGLE MEMBER SA NATIONAL SECURITIES SINGLE MEMBER SA	02/01/1900 02/01/1900	Exchange Traded Funds (ETFs)	
ADMIE (IPTO) HOLDING S.A. (CR)	EUROBANK EQUITIES INVESTMENT FIRM S.A. HELLENIC AMERICAN SECURITIES S.A. PIRAEUS SECURITIES S. A.	24/05/2021 09/03/2020 29/06/2017	Main Market	
AEGEAN AIRLINES (CR)	EUROBANK EQUITIES INVESTMENT FIRM S.A.	22/09/2020	Main Market	
ALPHA SERVICES HOLD (CR)	ALPHA FINANCE INVESTMENT SERVICES SINGLE MEMBER SA EUROBANK EQUITIES INVESTMENT FIRM S.A. HELLENIC AMERICAN SECURITIES S.A. LEON DEPOLAS SECURITIES S.A. MERIT SECURITIES S.A. NATIONAL SECURITIES SINGLE MEMBER SA PIRAEUS SECURITIES S. A.	29/02/2016 22/10/2006 25/07/2014 04/01/2016 03/09/2012 02/01/1900 28/05/2009	Main Market	
ANDROMEDA SA (CR)	BETA SECURITIES S.A.	15/02/2021	Main Market	
AS COMPANY SA (CR)	EUROBANK EQUITIES INVESTMENT FIRM S.A.	01/04/2019	Main Market	
ATTICA BANK S.A. (CR)	EUROBANK EQUITIES INVESTMENT FIRM S.A. EUROXX SECURITIES S.A. PIRAEUS SECURITIES S. A.	11/11/2019 22/01/2016 20/09/2017	Main Market	
AUTOHELLAS SA (CR)	ALPHA FINANCE INVESTMENT SERVICES SINGLE MEMBER SA EUROXX SECURITIES S.A.	01/07/2019 02/07/2018	Main Market	
AVAX S.A. (CR)	EUROBANK EQUITIES INVESTMENT FIRM S.A. PIRAEUS SECURITIES S. A.	14/12/2015 01/02/2021	Main Market	
AVE (CR)	EUROXX SECURITIES S.A.	05/06/2020	Main Market	
BRIQ PROPERTIES (CR)	EUROBANK EQUITIES INVESTMENT FIRM S.A. LEON DEPOLAS SECURITIES S.A.	09/09/2019 22/02/2021	Main Market	
BYTE COMPUTER SA (CR)	MERIT SECURITIES S.A.	04/08/2008	Main Market	
CC HBC AG (CR)	BETA SECURITIES S.A. NATIONAL SECURITIES SINGLE MEMBER SA PIRAEUS SECURITIES S. A.	08/03/2021 02/01/1900 04/05/2015	Main Market	
CENERGY HOLDINGS (CB)	ALPHA FINANCE INVESTMENT SERVICES SINGLE MEMBER SA EUROBANK EQUITIES INVESTMENT FIRM S.A.	02/01/2016 02/01/2016	Main Market	
CNL CAPITAL (CR)	MERIT SECURITIES S.A.	01/10/2018	Main Market	
EKTER SA (CR)	EUROBANK EQUITIES INVESTMENT FIRM S.A. LEON DEPOLAS SECURITIES S.A.	16/10/2017 21/05/2018	Main Market	
ELASTRON (CR)	LEON DEPOLAS SECURITIES S.A.	20/02/2017	Main Market	
ELLAKTOR (CR)	ALPHA FINANCE INVESTMENT SERVICES SINGLE MEMBER SA EUROBANK EQUITIES INVESTMENT FIRM S.A. EUROXX SECURITIES S.A. NATIONAL SECURITIES SINGLE MEMBER SA PIRAEUS SECURITIES S. A.	18/03/2019 01/06/2012 24/09/2018 02/01/1900 22/10/2018	Main Market	
ELTON SA (CR)	BETA SECURITIES S.A. LEON DEPOLAS SECURITIES S.A.	03/09/2012 01/04/2019	Main Market	
ELVALHALCOR (CR)	ALPHA FINANCE INVESTMENT SERVICES SINGLE MEMBER SA EUROBANK EQUITIES INVESTMENT FIRM S.A.	07/05/2018 07/05/2018	Main Market	
ELVE SA (CR)	LEON DEPOLAS SECURITIES S.A.	02/11/2020	Main Market	

List of Stocks under Market Making operations

Securities	Stock Category
Market Maker	Start Market Making
<b>ENTERSOFT (CR)</b>	Main Market
EUROBANK EQUITIES INVESTMENT FIRM S.A	22/06/2020
<b>EUROBANK HOLDINGS (CR)</b>	Main Market
ALPHA FINANCE INVESTMENT SERVICES SINGLE MEMBER SA	09/01/2006
EUROBANK EQUITIES INVESTMENT FIRM S.A	01/06/2012
HELLENIC AMERICAN SECURITIES S.A.	25/07/2014
LEON DEPOLAS SECURITIES S.A.	30/11/2018
MERIT SECURITIES S.A	06/11/2017
NATIONAL SECURITIES SINGLE MEMBER SA	02/01/1900
PIRAEUS SECURITIES S. A.	28/09/2009
<b>EUROPEAN RELIANCE INSUR. (CR)</b>	Main Market
BETA SECURITIES S.A.	27/07/2020
PANTELAKIS SECURITIES S.A.	15/07/2019
<b>EYDAP S.A. (CR)</b>	Main Market
ALPHA FINANCE INVESTMENT SERVICES SINGLE MEMBER SA	27/01/2020
EUROBANK EQUITIES INVESTMENT FIRM S.A	10/06/2019
<b>FOURLIS (CR)</b>	Main Market
EUROBANK EQUITIES INVESTMENT FIRM S.A	01/12/2016
PIRAEUS SECURITIES S. A.	06/03/2017
<b>GEK TERNA (CR)</b>	Main Market
BETA SECURITIES S.A.	08/03/2021
EUROBANK EQUITIES INVESTMENT FIRM S.A	24/05/2021
PIRAEUS SECURITIES S. A.	29/08/2019
<b>GR. SARANTIS S.A. (CR)</b>	Main Market
BETA SECURITIES S.A.	14/05/2012
EUROBANK EQUITIES INVESTMENT FIRM S.A	24/10/2016
<b>HELLENIC EXCHANGES-A.S.E. (CR)</b>	Main Market
HELLENIC AMERICAN SECURITIES S.A.	01/09/2014
NATIONAL SECURITIES SINGLE MEMBER SA	02/01/1900
PIRAEUS SECURITIES S. A.	04/05/2015
<b>HELLENIC PETROLEUM (CR)</b>	Main Market
HELLENIC AMERICAN SECURITIES S.A.	14/09/2015
PIRAEUS SECURITIES S. A.	20/03/2017
<b>IDEAL GROUP SA (CR)</b>	Main Market
EUROBANK EQUITIES INVESTMENT FIRM S.A	07/06/2021
PIRAEUS SECURITIES S. A.	07/06/2021
<b>IKTINOS HELLAS SA (CR)</b>	Main Market
ALPHA FINANCE INVESTMENT SERVICES SINGLE MEMBER SA	01/04/2019
EUROBANK EQUITIES INVESTMENT FIRM S.A	25/02/2019
NATIONAL SECURITIES SINGLE MEMBER SA	02/01/1900
<b>INTERCONTINENTAL (CR)</b>	Main Market
LEON DEPOLAS SECURITIES S.A.	03/06/2019
<b>INTERWOOD-XYLEMPORIA (CR)</b>	Main Market
EUROBANK EQUITIES INVESTMENT FIRM S.A	05/07/2021
PANTELAKIS SECURITIES S.A.	01/07/2021
<b>INTRAKAT (CR)</b>	Main Market
BETA SECURITIES S.A.	04/10/2021
<b>JUMBO SA (CR)</b>	Main Market
BETA SECURITIES S.A.	01/02/2021
EUROBANK EQUITIES INVESTMENT FIRM S.A	25/05/2020
MERIT SECURITIES S.A	06/11/2017
PIRAEUS SECURITIES S. A.	06/03/2017
<b>KARAMOLEGOS SA (CR)</b>	Main Market
EUROXX SECURITIES S.A.	04/10/2019
<b>KLOUKINAS - LAPPAS SA (CR)</b>	Main Market
BETA SECURITIES S.A.	22/09/2014
<b>KRI-KRI S.A. (CR)</b>	Main Market
EUROBANK EQUITIES INVESTMENT FIRM S.A	07/05/2018
LEON DEPOLAS SECURITIES S.A.	16/01/2017
<b>LAMDA DEVELOPMENT SA (CR)</b>	Main Market
EUROBANK EQUITIES INVESTMENT FIRM S.A	08/12/2014
PANTELAKIS SECURITIES S.A.	06/11/2017
PIRAEUS SECURITIES S. A.	29/06/2017
<b>LAMPASA HOTEL SA (CR)</b>	Main Market
LEON DEPOLAS SECURITIES S.A.	16/01/2017
<b>MARFIN INVESTMENT GROUP (CR)</b>	Main Market
EUROBANK EQUITIES INVESTMENT FIRM S.A	23/03/2015
PIRAEUS SECURITIES S. A.	02/02/2009

## List of Stocks under Market Making operations

Securities	Market Maker	Start Market Making	Stock Category
<b>MOTOR OIL (CR)</b>			<b>Main Market</b>
	BETA SECURITIES S.A.	08/03/2021	
	EUROBANK EQUITIES INVESTMENT FIRM S.A	22/10/2006	
	LEON DEPOLAS SECURITIES S.A.	01/04/2019	
	MERIT SECURITIES S.A	25/02/2019	
	NATIONAL SECURITIES SINGLE MEMBER SA	02/01/1900	
	PIRAEUS SECURITIES S. A.	04/05/2015	
<b>MYTILINEOS (CR)</b>			<b>Main Market</b>
	ALPHA FINANCE INVESTMENT SERVICES SINGLE MEMBER SA	15/04/2019	
	EUROBANK EQUITIES INVESTMENT FIRM S.A	20/09/2017	
	MERIT SECURITIES S.A	25/02/2019	
	NATIONAL SECURITIES SINGLE MEMBER SA	02/01/1900	
	PIRAEUS SECURITIES S. A.	04/05/2015	
<b>NATIONAL BANK (CR)</b>			<b>Main Market</b>
	ALPHA FINANCE INVESTMENT SERVICES SINGLE MEMBER SA	09/01/2006	
	BETA SECURITIES S.A.	01/02/2021	
	EUROBANK EQUITIES INVESTMENT FIRM S.A	22/10/2006	
	HELLENIC AMERICAN SECURITIES S.A.	25/07/2014	
	LEON DEPOLAS SECURITIES S.A.	20/05/2015	
	MERIT SECURITIES S.A	03/09/2012	
	NATIONAL SECURITIES SINGLE MEMBER SA	02/01/1900	
	PIRAEUS SECURITIES S. A.	08/09/2008	
<b>OPAP (CR)</b>			<b>Main Market</b>
	ALPHA FINANCE INVESTMENT SERVICES SINGLE MEMBER SA	09/01/2006	
	EUROBANK EQUITIES INVESTMENT FIRM S.A	22/10/2006	
	HELLENIC AMERICAN SECURITIES S.A.	25/07/2014	
	MERIT SECURITIES S.A	20/03/2017	
	NATIONAL SECURITIES SINGLE MEMBER SA	02/01/1900	
	PIRAEUS SECURITIES S. A.	04/05/2015	
<b>OTE (CR)</b>			<b>Main Market</b>
	ALPHA FINANCE INVESTMENT SERVICES SINGLE MEMBER SA	09/01/2006	
	EUROBANK EQUITIES INVESTMENT FIRM S.A	22/10/2006	
	HELLENIC AMERICAN SECURITIES S.A.	25/07/2014	
	LEON DEPOLAS SECURITIES S.A.	20/04/2015	
	MERIT SECURITIES S.A	20/03/2017	
	NATIONAL SECURITIES SINGLE MEMBER SA	02/01/1900	
	PIRAEUS SECURITIES S. A.	08/09/2008	
<b>P.P.A. S.A. (CR)</b>			<b>Main Market</b>
	EUROBANK EQUITIES INVESTMENT FIRM S.A	06/02/2019	
<b>PAPOUTSANIS (CR)</b>			<b>Main Market</b>
	ALPHA FINANCE INVESTMENT SERVICES SINGLE MEMBER SA	19/11/2018	
	BETA SECURITIES S.A.	25/11/2013	
	EUROBANK EQUITIES INVESTMENT FIRM S.A	06/12/2021	
<b>PETROPOULOS PETROS (CR)</b>			<b>Main Market</b>
	EUROBANK EQUITIES INVESTMENT FIRM S.A	01/04/2019	
	PANTELAKIS SECURITIES S.A.	16/03/2020	
<b>PIRAEUS FINANCIAL HOLD (CR)</b>			<b>Main Market</b>
	ALPHA FINANCE INVESTMENT SERVICES SINGLE MEMBER SA	15/04/2019	
	EUROBANK EQUITIES INVESTMENT FIRM S.A	22/10/2006	
	EUROXX SECURITIES S.A.	15/02/2016	
	HELLENIC AMERICAN SECURITIES S.A.	25/07/2014	
	LEON DEPOLAS SECURITIES S.A.	30/11/2018	
	MERIT SECURITIES S.A	16/09/2013	
	NATIONAL SECURITIES SINGLE MEMBER SA	02/01/1900	
	PIRAEUS SECURITIES S. A.	16/02/2009	
<b>PLAISIO COMPUTERS SA (CR)</b>			<b>Main Market</b>
	EUROBANK EQUITIES INVESTMENT FIRM S.A	02/03/2015	
<b>PPC (CR)</b>			<b>Main Market</b>
	ALPHA FINANCE INVESTMENT SERVICES SINGLE MEMBER SA	09/01/2006	
	BETA SECURITIES S.A.	01/02/2021	
	EUROBANK EQUITIES INVESTMENT FIRM S.A	22/10/2006	
	HELLENIC AMERICAN SECURITIES S.A.	01/09/2014	
	MERIT SECURITIES S.A	06/11/2017	
	NATIONAL SECURITIES SINGLE MEMBER SA	02/01/1900	
	PIRAEUS SECURITIES S. A.	28/09/2009	
<b>PREMIA (CR)</b>			<b>Main Market</b>
	BETA SECURITIES S.A.	01/06/2021	
<b>PROFILE SA (CR)</b>			<b>Main Market</b>
	PANTELAKIS SECURITIES S.A.	01/07/2019	

List of Stocks under Market Making operations

Securities	Market Maker	Start Market Making	Stock Category
<b>QUEST HOLDINGS (CR)</b>			
	BETA SECURITIES S.A.	26/03/2018	Main Market
	EUROBANK EQUITIES INVESTMENT FIRM S.A	28/01/2019	
<b>TERNA ENERGY (CR)</b>			
	BETA SECURITIES S.A.	08/03/2021	Main Market
	EUROBANK EQUITIES INVESTMENT FIRM S.A	24/05/2021	
	PIRAEUS SECURITIES S. A.	09/12/2019	
<b>THRACE PLASTICS SA (CR)</b>			
	ALPHA FINANCE INVESTMENT SERVICES SINGLE MEMBER SA	26/03/2018	Main Market
	EUROBANK EQUITIES INVESTMENT FIRM S.A	26/03/2018	
<b>TITAN CEMENT (CB)</b>			
	BETA SECURITIES S.A.	01/02/2021	Main Market
	EUROBANK EQUITIES INVESTMENT FIRM S.A	06/11/2019	
	PIRAEUS SECURITIES S. A.	18/01/2021	
<b>TZIRAKIAN PROFIL (CR)</b>			
	LEON DEPOLAS SECURITIES S.A.	19/07/2021	Main Market
<b>UNIBIOS (CR)</b>			
	LEON DEPOLAS SECURITIES S.A.	01/02/2021	Main Market
<b>VIOHALCO SA/NV (CB)</b>			
	ALPHA FINANCE INVESTMENT SERVICES SINGLE MEMBER SA	11/03/2008	Main Market
	EUROBANK EQUITIES INVESTMENT FIRM S.A	04/03/2014	
	MERIT SECURITIES S.A	17/03/2014	

Underlying Asset				Derivatives Market													
Price max	Price min	Closing price	change	Delivery Month	Open price	Price max	Price min	Last price	Closing price	Last Bid	Last Ask	Fixing price*	Life high	Life low	Trades	Volume	Open Interest
<b>FTSE/Athex Large Cap</b>				(Trade Unit: 1 Index Point x 2€, Cash Settlement)													
2,152.33	2,119.64	2,145.60	1.22%	December 2021	2,133.00	2,149.00	2,130.00	2,145.00	2,145.00	---	---	---	2,237.75	---	140	1,527	1,791
				January 2022	2,138.00	2,152.00	2,129.00	2,144.00	2,144.00	---	---	---	2,225.00	---	222	1,737	1,439
				February 2022	2,139.75	2,142.00	2,139.75	2,142.00	2,142.00	---	---	---	2,142.00	---	2	25	51
				March 2022	---	---	---	---	2,130.50	---	---	---	---	---	---	---	---
				June 2022	---	---	---	---	2,141.25	---	---	---	---	---	---	---	---
				September 2022	---	---	---	---	2,152.00	---	---	---	---	---	---	---	---
<b>FTSE/Athex Banks</b>				(Trade Unit: 1 Index Point x 15€, Cash Settlement)													
584.01	565.41	580.91	2.74%	December 2021	572.00	573.00	572.00	573.00	573.00	---	---	---	614.50	---	5	5	11
				March 2022	---	---	---	---	568.50	---	---	---	568.50	---	---	---	5
				June 2022	---	---	---	---	571.25	---	---	---	---	---	---	---	---
				September 2022	---	---	---	---	574.00	---	---	---	---	---	---	---	---

Derivatives notes

Fixing prices and final open positions can be retrieved from the following path <http://www.helex.gr/el/web/guest/statistics-end-of-day-derivatives>

Underlying Asset				Derivatives Market													
Price max	Price min	Closing price	change	Delivery Month	Open price	Price max	Price min	Last price	Closing price	Last Bid	Last Ask	Fixing price*	Life high	Life low	Trades	Volume	Open Interest
<b>ADMIE (IPTO) HOLDING S.A. (CR)</b>				(Contract Size: 100 Securities, Physical Delivery)													
2.52	2.47	2.49	0.20%	December 2021	2.51	2.51	2.47	2.48	2.48	---	---	---	2.66	---	79	1,078	3,352
				March 2022	2.53	2.54	2.48	2.52	2.52	---	---	---	2.55	---	61	1,027	3,235
				June 2022	---	---	---	---	2.51	---	---	---	---	---	---	---	---
				September 2022	---	---	---	---	2.52	---	---	---	---	---	---	---	---
<b>ALPHA SERVICES HOLD (CR)</b>				(Contract Size: 100 Securities, Physical Delivery)													
1.087	1.0505	1.075	3.02%	December 2021	1.05	1.08	1.05	1.07	1.07	---	---	---	1.18	---	263	23,154	46,564
				March 2022	1.06	1.09	1.06	1.08	1.08	---	---	---	1.16	---	319	25,804	67,883
				June 2022	---	---	---	---	1.05	---	---	---	---	---	---	---	---
				September 2022	---	---	---	---	1.06	---	---	---	---	---	---	---	---
<b>ATTICA BANK S.A. (CR)</b>				(Contract Size: 29 Securities, Physical Delivery)													
0.35	0.33	0.35	1.74%	December 2021	0.335	0.335	0.335	0.335	0.335	---	---	---	0.750	---	1	25	900
				March 2022	---	---	---	---	0.218	---	---	---	0.236	---	---	---	114
				June 2022	---	---	---	---	0.348	---	---	---	---	---	---	---	---
				September 2022	---	---	---	---	0.349	---	---	---	---	---	---	---	---
<b>CC HBC AG (CR)</b>				(Contract Size: 100 Securities, Physical Delivery)													
29.29	29	29.25	0.41%	December 2021	29.20	29.20	29.20	29.20	29.20	---	---	---	30.58	---	8	37	95
				March 2022	29.22	29.22	29.10	29.15	29.15	---	---	---	29.22	---	7	34	56
				June 2022	---	---	---	---	29.43	---	---	---	---	---	---	---	---
				September 2022	---	---	---	---	29.58	---	---	---	---	---	---	---	---
<b>CENERGY HOLDINGS (CB)</b>				(Contract Size: 100 Securities, Physical Delivery)													
3.18	3.045	3.18	4.43%	December 2021	3.06	3.16	3.06	3.16	3.16	---	---	---	3.16	---	24	710	1,421
				March 2022	3.07	3.21	3.07	3.21	3.21	---	---	---	3.21	---	39	824	10,934
				June 2022	---	---	---	---	3.08	---	---	---	---	---	---	---	---
				September 2022	---	---	---	---	3.09	---	---	---	---	---	---	---	---
<b>ELLAKTOR (CR)</b>				(Contract Size: 100 Securities, Physical Delivery)													
1.325	1.299	1.313	1.16%	December 2021	1.29	1.31	1.29	1.31	1.31	---	---	---	1.60	---	36	3,100	7,338
				March 2022	1.33	1.34	1.30	1.33	1.33	---	---	---	1.54	---	59	3,138	7,014
				June 2022	---	---	---	---	1.31	---	---	---	---	---	---	---	---
				September 2022	---	---	---	---	1.32	---	---	---	---	---	---	---	---
<b>EUROBANK HOLDINGS (CR)</b>				(Contract Size: 100 Securities, Physical Delivery)													
0.9166	0.8954	0.9104	2.87%	December 2021	0.898	0.917	0.898	0.910	0.910	---	---	---	0.982	---	62	3,488	7,684
				March 2022	0.910	0.921	0.901	0.914	0.914	---	---	---	0.932	---	63	3,083	25,235
				June 2022	---	---	---	---	0.894	---	---	---	---	---	---	---	---
				September 2022	---	---	---	---	0.899	---	---	---	---	---	---	---	---

Derivatives notes

Fixing prices and final open positions can be retrieved from the following path <http://www.helex.gr/el/web/guest/statistics-end-of-day-derivatives>

Underlying Asset				Derivatives Market													
Price max	Price min	Closing price	change	Delivery Month	Open price	Price max	Price min	Last price	Closing price	Last Bid	Last Ask	Fixing price*	Life high	Life low	Trades	Volume	Open Interest
<b>EYDAP S.A. (CR)</b>				(Contract Size: 103 Securities, Physical Delivery)													
7.74	7.45	7.7	1.99%	December 2021	7.54	7.65	7.46	7.65	7.65	---	---	---	7.96	---	52	326	468
				March 2022	7.58	7.78	7.53	7.78	7.78	---	---	---	7.78	---	27	280	146
				June 2022	---	---	---	---	7.63	---	---	---	---	---	---	---	---
				September 2022	---	---	---	---	7.67	---	---	---	---	---	---	---	---
<b>FOURLIS (CR)</b>				(Contract Size: 100 Securities, Physical Delivery)													
3.945	3.88	3.88	-0.26%	December 2021	3.87	3.94	3.87	3.88	3.88	---	---	---	4.48	---	61	970	1,706
				March 2022	3.96	3.96	3.92	3.92	3.92	---	---	---	4.09	---	43	942	2,271
				June 2022	---	---	---	---	3.93	---	---	---	---	---	---	---	---
				September 2022	---	---	---	---	3.95	---	---	---	---	---	---	---	---
<b>GEK TERNA (CR)</b>				(Contract Size: 100 Securities, Physical Delivery)													
9.66	9.55	9.64	0.94%	December 2021	9.64	9.65	9.58	9.61	9.61	---	---	---	10.62	---	30	364	2,976
				March 2022	9.62	9.74	9.61	9.67	9.67	---	---	---	9.92	---	45	1,618	4,308
				June 2022	---	---	---	---	9.65	---	---	---	---	---	---	---	---
				September 2022	---	---	---	---	9.70	---	---	---	---	---	---	---	---
<b>HELLENIC EXCHANGES-A.S.E. (CR)</b>				(Contract Size: 100 Securities, Physical Delivery)													
3.775	3.73	3.74	-0.27%	December 2021	3.76	3.76	3.73	3.73	3.73	---	---	---	3.94	---	22	179	503
				March 2022	3.79	3.80	3.76	3.78	3.78	---	---	---	3.85	---	25	186	534
				June 2022	---	---	---	---	3.79	---	---	---	---	---	---	---	---
				September 2022	---	---	---	---	3.81	---	---	---	---	---	---	---	---
<b>HELLENIC PETROLEUM (CR)</b>				(Contract Size: 100 Securities, Physical Delivery)													
6.1	6.01	6.05	0.83%	December 2021	6.06	6.09	6.04	6.05	6.05	---	---	---	6.44	---	31	182	648
				March 2022	6.11	6.14	6.06	6.06	6.06	---	---	---	6.16	---	21	174	1,845
				June 2022	---	---	---	---	6.06	---	---	---	---	---	---	---	---
				September 2022	---	---	---	---	6.09	---	---	---	---	---	---	---	---
<b>INTRACOM HOLDINGS (CR)</b>				(Contract Size: 100 Securities, Physical Delivery)													
1.822	1.79	1.81	1.69%	December 2021	1.80	1.81	1.77	1.80	1.80	---	---	---	2.57	---	125	1,935	3,606
				March 2022	1.83	1.83	1.80	1.81	1.81	---	---	---	2.14	---	55	1,588	4,118
				June 2022	---	---	---	---	1.80	---	---	---	---	---	---	---	---
				September 2022	---	---	---	---	1.81	---	---	---	---	---	---	---	---
<b>JUMBO SA (CR)</b>				(Contract Size: 100 Securities, Physical Delivery)													
12.48	12.28	12.37	1.23%	December 2021	12.27	12.45	12.27	12.37	12.37	---	---	---	14.24	---	86	610	776
				March 2022	12.47	12.57	12.39	12.43	12.43	---	---	---	13.27	---	112	656	1,122
				June 2022	---	---	---	---	12.34	---	---	---	---	---	---	---	---
				September 2022	---	---	---	---	12.41	---	---	---	---	---	---	---	---

Derivatives notes

Fixing prices and final open positions can be retrieved from the following path <http://www.helex.gr/el/web/guest/statistics-end-of-day-derivatives>



Underlying Asset				Derivatives Market														
Price max	Price min	Closing price	change	Delivery Month	Open price	Price max	Price min	Last price	Closing price	Last Bid	Last Ask	Fixing price*	Life high	Life low	Trades	Volume	Open Interest	
<b>LAMDA DEVELOPMENT SA (CR)</b>																		
7.01	6.935	6.94	0.58%															(Contract Size: 100 Securities, Physical Delivery)
				December 2021	6.99	7.00	6.94	6.96	6.96	---	---	---	8.45	---	113	1,102	2,642	
				March 2022	7.06	7.06	6.99	7.02	7.02	---	---	---	7.58	---	89	1,049	4,534	
				June 2022	7.07	7.07	7.07	7.07	7.07	---	---	---	7.07	---	1	70	200	
				September 2022	---	---	---	---	7.01	---	---	---	---	---	---	---	---	
<b>MARFIN INVESTMENT GROUP (CR)</b>																		
0.0323	0.0306	0.0307	0.33%															(Contract Size: 100 Securities, Physical Delivery)
				December 2021	0.032	0.032	0.031	0.031	0.031	---	---	---	0.037	---	31	12,912	14,630	
				March 2022	0.033	0.034	0.031	0.034	0.034	---	---	---	0.036	---	26	12,085	15,535	
				June 2022	---	---	---	---	0.031	---	---	---	---	---	---	---	---	
				September 2022	---	---	---	---	0.031	---	---	---	---	---	---	---	---	
<b>MOTOR OIL (CR)</b>																		
13.89	13.68	13.76	0.07%															(Contract Size: 100 Securities, Physical Delivery)
				December 2021	13.75	13.82	13.67	13.76	13.76	---	---	---	14.90	---	69	643	1,463	
				March 2022	13.95	13.95	13.78	13.85	13.85	---	---	---	14.20	---	58	569	1,657	
				June 2022	---	---	---	---	13.89	---	---	---	---	---	---	---	---	
				September 2022	---	---	---	---	13.96	---	---	---	---	---	---	---	---	
<b>MYTILINEOS (CR)</b>																		
15.28	15.16	15.28	0.86%															(Contract Size: 100 Securities, Physical Delivery)
				December 2021	15.23	15.27	15.17	15.27	15.27	---	---	---	16.62	---	149	1,369	2,948	
				March 2022	15.32	15.38	15.27	15.38	15.38	---	---	---	16.25	---	137	1,274	3,392	
				June 2022	---	---	---	---	15.30	---	---	---	---	---	---	---	---	
				September 2022	---	---	---	---	15.38	---	---	---	---	---	---	---	---	
<b>NATIONAL BANK (CR)</b>																		
2.927	2.84	2.909	2.79%															(Contract Size: 100 Securities, Physical Delivery)
				December 2021	2.86	2.93	2.83	2.91	2.91	---	---	---	2.93	---	197	6,539	12,245	
				March 2022	2.84	2.95	2.84	2.92	2.92	---	---	---	2.95	---	282	8,224	15,146	
				June 2022	---	---	---	---	2.86	---	---	---	---	---	---	---	---	
				September 2022	---	---	---	---	2.87	---	---	---	---	---	---	---	---	
<b>OPAP (CR)</b>																		
12.4	12.21	12.25	0.58%															(Contract Size: 100 Securities, Physical Delivery)
				December 2021	12.37	12.40	12.31	12.32	12.32	---	---	---	13.88	---	69	562	1,058	
				March 2022	12.32	12.49	12.31	12.39	12.39	---	---	---	13.30	---	76	625	1,036	
				June 2022	---	---	---	---	12.30	---	---	---	---	---	---	---	---	
				September 2022	---	---	---	---	12.37	---	---	---	---	---	---	---	---	
<b>OTE (CR)</b>																		
16.45	16.33	16.38	0.37%															(Contract Size: 100 Securities, Physical Delivery)
				December 2021	16.37	16.43	16.36	16.36	16.36	---	---	---	16.44	---	76	583	1,370	
				March 2022	16.41	16.53	16.38	16.41	16.41	---	---	---	16.53	---	48	422	778	
				June 2022	---	---	---	---	16.49	---	---	---	---	---	---	---	---	
				September 2022	---	---	---	---	16.57	---	---	---	---	---	---	---	---	

Derivatives notes

Fixing prices and final open positions can be retrieved from the following path <http://www.helex.gr/el/web/guest/statistics-end-of-day-derivatives>

Underlying Asset				Derivatives Market													
Price max	Price min	Closing price	change	Delivery Month	Open price	Price max	Price min	Last price	Closing price	Last Bid	Last Ask	Fixing price*	Life high	Life low	Trades	Volume	Open Interest
<b>P.P.A. S.A. (CR)</b>				(Contract Size: 100 Securities, Physical Delivery)													
17.9	17.7	17.76	-0.11%	December 2021	17.83	17.83	17.74	17.74	17.74	---	---	---	19.81	---	11	38	212
				March 2022	17.95	18.00	17.87	17.87	17.87	---	---	---	18.15	---	7	34	515
				June 2022	---	---	---	---	17.96	---	---	---	---	---	---	---	---
				September 2022	---	---	---	---	18.05	---	---	---	---	---	---	---	---
<b>PIRAEUS FINANCIAL HOLD (CR)</b>				(Contract Size: 100 Securities, Physical Delivery)													
1.342	1.302	1.327	1.53%	December 2021	1.32	1.34	1.31	1.34	1.34	---	---	---	1.79	---	117	5,835	14,046
				March 2022	1.34	1.35	1.31	1.33	1.33	---	---	---	1.37	---	88	5,461	27,188
				June 2022	---	---	---	---	1.32	---	---	---	---	---	---	---	---
				September 2022	---	---	---	---	1.33	---	---	---	---	---	---	---	---
<b>PPC (CR)</b>				(Contract Size: 100 Securities, Physical Delivery)													
9.48	9.31	9.315	-0.37%	December 2021	9.44	9.47	9.32	9.33	9.33	---	---	---	10.97	---	137	2,275	7,155
				March 2022	9.46	9.56	9.38	9.40	9.40	---	---	---	10.69	---	164	2,268	9,695
				June 2022	---	---	---	---	9.45	---	---	---	---	---	---	---	---
				September 2022	---	---	---	---	9.49	---	---	---	---	---	---	---	---
<b>TERNA ENERGY (CR)</b>				(Contract Size: 100 Securities, Physical Delivery)													
13.94	13.4	13.54	0.00%	December 2021	13.70	13.90	13.40	13.50	13.50	---	---	---	14.17	---	71	370	1,220
				March 2022	13.73	13.80	13.38	13.50	13.50	---	---	---	13.89	---	38	307	871
				June 2022	---	---	---	---	13.68	---	---	---	---	---	---	---	---
				September 2022	---	---	---	---	13.75	---	---	---	---	---	---	---	---
<b>TITAN CEMENT (CB)</b>				(Contract Size: 100 Securities, Physical Delivery)													
13.7	13.58	13.64	1.19%	December 2021	13.60	13.68	13.60	13.67	13.67	---	---	---	16.40	---	30	172	492
				March 2022	13.71	13.78	13.70	13.77	13.77	---	---	---	15.10	---	18	146	1,382
				June 2022	---	---	---	---	13.62	---	---	---	---	---	---	---	---
				September 2022	---	---	---	---	13.69	---	---	---	---	---	---	---	---
<b>VIOHALCO SA/NV (CB)</b>				(Contract Size: 100 Securities, Physical Delivery)													
4.65	4.44	4.65	5.80%	December 2021	4.41	4.64	4.41	4.64	4.64	---	---	---	4.90	---	85	2,046	2,426
				March 2022	4.45	4.70	4.45	4.70	4.70	---	---	---	4.70	---	117	2,305	5,515
				June 2022	---	---	---	---	4.44	---	---	---	---	---	---	---	---
				September 2022	---	---	---	---	4.46	---	---	---	---	---	---	---	---

Derivatives notes

Fixing prices and final open positions can be retrieved from the following path <http://www.helex.gr/el/web/guest/statistics-end-of-day-derivatives>

FTSE/Athex Large Cap

(Trade Unit: 1 Index Point x 2€ - Exercise Style: European, Cash Settlement)

Call Options														Put Options																					
December 2021							January 2022							Other Months		December 2021							January 2022							Other Months		Exercise Price			
Open price	Price max	Price min	Last price	Closing price	Volume	Open Interest	Open price	Price max	Price min	Last price	Closing price	Volume	Open Interest	Volume	Open Interest	Open price	Price max	Price min	Last price	Closing price	Volume	Open Interest	Open price	Price max	Price min	Last price	Closing price	Volume	Open Interest	Volume	Open Interest				
1,650	0.00	0.00	0.00	-	468.00	-	-	-	-	-	-	-	-	-	-	0.00	0.00	0.00	-	0.01	-	-	-	-	-	-	-	-	-	-	-	1,650			
1,675	0.00	0.00	0.00	-	443.00	-	-	-	-	-	-	-	-	-	-	0.00	0.00	0.00	-	0.01	-	-	-	-	-	-	-	-	-	-	-	1,675			
1,700	0.00	0.00	0.00	-	418.00	-	-	-	-	-	-	-	-	-	-	0.00	0.00	0.00	-	0.01	-	-	-	-	-	-	-	-	-	-	-	1,700			
1,725	0.00	0.00	0.00	-	393.00	-	-	-	-	-	-	-	-	-	-	0.00	0.00	0.00	-	0.01	-	-	-	-	-	-	-	-	-	-	-	1,725			
1,750	0.00	0.00	0.00	-	368.00	-	-	-	-	-	-	-	-	-	-	0.00	0.00	0.00	-	0.01	-	-	-	-	-	-	-	-	-	-	-	1,750			
1,775	0.00	0.00	0.00	-	343.00	-	-	-	-	-	-	-	-	-	-	0.00	0.00	0.00	-	0.01	-	-	-	-	-	-	-	-	-	-	-	1,775			
1,800	0.00	0.00	0.00	-	318.00	-	-	-	-	-	-	-	-	-	-	0.00	0.00	0.00	-	0.02	-	-	-	-	-	-	-	-	-	-	-	1,800			
1,825	0.00	0.00	0.00	-	293.00	-	-	-	-	-	-	-	-	-	-	0.00	0.00	0.00	-	0.02	-	-	-	-	-	-	-	-	-	-	-	1,825			
1,850	0.00	0.00	0.00	-	268.00	-	-	-	-	-	-	-	-	-	-	0.00	0.00	0.00	-	0.05	-	-	-	-	-	-	-	-	-	-	-	1,850			
1,875	0.00	0.00	0.00	-	243.00	-	-	-	-	-	-	-	-	-	-	0.00	0.00	0.00	-	0.01	-	-	-	-	-	-	-	-	-	-	-	1,875			
1,900	0.00	0.00	0.00	-	218.00	-	-	0.00	0.00	0.00	-	214.00	-	-	-	0.00	0.00	0.00	-	0.01	-	1	0.00	0.00	0.00	-	5.90	-	1	-	1,900				
1,925	0.00	0.00	0.00	-	193.00	-	-	0.00	0.00	0.00	-	192.00	-	-	-	0.00	0.00	0.00	-	0.01	-	-	0.00	0.00	0.00	-	8.50	-	-	-	1,925				
1,950	0.00	0.00	0.00	-	168.00	-	-	0.00	0.00	0.00	-	171.00	-	-	-	0.00	0.00	0.00	-	0.01	-	101	0.00	0.00	0.00	-	12.00	-	1	-	1,950				
1,975	0.00	0.00	0.00	-	143.00	-	-	0.00	0.00	0.00	-	150.00	-	-	-	0.00	0.00	0.00	-	0.01	-	-	0.00	0.00	0.00	-	16.50	-	-	-	1,975				
2,000	0.00	0.00	0.00	-	118.00	-	-	0.00	0.00	0.00	-	131.00	-	-	-	0.00	0.00	0.00	-	0.01	-	82	0.00	0.00	0.00	-	22.25	-	26	-	2,000				
2,050	0.00	0.00	0.00	-	68.50	-	-	0.00	0.00	0.00	-	96.50	-	30	-	0.00	0.00	0.00	-	0.54	-	81	0.00	0.00	0.00	-	37.75	-	-	-	2,050				
2,100	0.00	0.00	0.00	-	26.00	-	71	0.00	0.00	0.00	-	68.00	-	-	-	0.00	0.00	0.00	-	7.90	-	121	43.75	44.50	43.75	44.50	44.50	30	43	-	2,100				
2,150	8.40	8.40	8.40	8.40	8.40	20	66	0.00	0.00	0.00	-	46.00	-	-	-	18.00	8.40	9.80	17.00	17.00	103	181	67.00	67.00	67.00	67.00	67.00	20	81	-	2,150				
2,200	0.00	0.00	0.00	-	0.25	-	171	0.00	0.00	0.00	-	29.50	-	43	-	0.00	0.00	0.00	-	82.00	-	41	99.00	99.00	99.00	99.00	99.00	20	40	-	2,200				
2,250	0.00	0.00	0.00	-	0.01	-	170	20.00	20.00	20.00	20.00	20.00	10	20	-	0.00	0.00	0.00	-	132.00	-	21	0.00	0.00	0.00	-	159.00	-	20	-	2,250				
2,300	0.00	0.00	0.00	-	0.01	-	5	0.00	0.00	0.00	-	10.50	-	-	-	0.00	0.00	0.00	-	182.00	-	20	0.00	0.00	0.00	-	201.00	-	-	-	2,300				
2,350	0.00	0.00	0.00	-	0.01	-	50	0.00	0.00	0.00	-	5.90	-	-	-	0.00	0.00	0.00	-	232.00	-	-	0.00	0.00	0.00	-	246.00	-	-	-	2,350				
2,400	0.00	0.00	0.00	-	0.01	-	-	0.00	0.00	0.00	-	3.10	-	-	-	0.00	0.00	0.00	-	282.00	-	-	0.00	0.00	0.00	-	294.00	-	-	-	2,400				
2,450	0.00	0.00	0.00	-	0.01	-	-	0.00	0.00	0.00	-	1.60	-	-	-	0.00	0.00	0.00	-	332.00	-	-	0.00	0.00	0.00	-	342.00	-	-	-	2,450				
2,500	0.00	0.00	0.00	-	0.01	-	1	-	-	-	-	-	-	-	-	0.00	0.00	0.00	-	382.00	-	-	-	-	-	-	-	-	-	-	2,500				
Totals:						20	534							10	93	0	0							103	649							70	212	0	0
Number of Trades:						1								1		0								9								4		0	

ALPHA SERVICES HOLD (CR)

(Contract Size: 100 Securities, Exercise Style: American, Physical Delivery)

Call Options														Put Options																		
December 2021							January 2022							Other Months		December 2021							January 2022							Other Months		Exercise Price
Open price	Price max	Price min	Last price	Closing price	Volume	Open Interest	Open price	Price max	Price min	Last price	Closing price	Volume	Open Interest	Volume	Open Interest	Open price	Price max	Price min	Last price	Closing price	Volume	Open Interest	Open price	Price max	Price min	Last price	Closing price	Volume	Open Interest	Volume	Open Interest	
0.450	0.000	0.000	0.000	0.590	-	-										0.000	0.000	0.000	0.001	-	-											0.005
0.500	0.000	0.000	0.000	0.540	-	-										0.000	0.000	0.000	0.001	-	-											0.005
0.550	0.000	0.000	0.000	0.490	-	-										0.000	0.000	0.000	0.001	-	-											0.006
0.600	0.000	0.000	0.000	0.440	-	-										0.000	0.000	0.000	0.001	-	-											0.006
0.650	0.000	0.000	0.000	0.390	-	-										0.000	0.000	0.000	0.001	-	-											0.007
0.700	0.000	0.000	0.000	0.340	-	-										0.000	0.000	0.000	0.001	-	-											0.007
0.750	0.000	0.000	0.000	0.290	-	-	0.000	0.000	0.000	0.292	-	-				0.000	0.000	0.000	0.001	-	-	0.000	0.000	0.000	0.001	-	-					0.008
0.800	0.000	0.000	0.000	0.240	-	-	0.000	0.000	0.000	0.243	-	-				0.000	0.000	0.000	0.001	-	-	0.000	0.000	0.000	0.001	-	-					0.008
0.850	0.000	0.000	0.000	0.190	-	-	0.000	0.000	0.000	0.195	-	-				0.000	0.000	0.000	0.001	-	-	0.000	0.000	0.000	0.004	-	-					0.009
0.900	0.000	0.000	0.000	0.141	-	-	0.000	0.000	0.000	0.151	-	-				0.000	0.000	0.000	0.001	-	-	0.000	0.000	0.000	0.009	-	-					0.009
0.950	0.000	0.000	0.000	0.093	-	-	0.000	0.000	0.000	0.112	-	-				0.000	0.000	0.000	0.003	-	-	0.000	0.000	0.000	0.020	-	-					0.010
1.000	0.000	0.000	0.000	0.053	-	-	0.000	0.000	0.000	0.078	-	-				0.000	0.000	0.000	0.012	-	-	0.000	0.000	0.000	0.036	-	-					0.010
1.100	0.000	0.000	0.000	0.009	-	-	0.000	0.000	0.000	0.033	-	-				0.000	0.000	0.000	0.069	-	-	0.000	0.000	0.000	0.091	-	-					0.011
1.200	0.000	0.000	0.000	0.001	-	-	0.000	0.000	0.000	0.011	-	-				0.000	0.000	0.000	0.160	-	-	0.000	0.000	0.000	0.170	-	-					0.012
1.300	0.000	0.000	0.000	0.001	-	-	0.000	0.000	0.000	0.003	-	-				0.000	0.000	0.000	0.260	-	-	0.000	0.000	0.000	0.262	-	-					0.013
1.400	0.000	0.000	0.000	0.002	-	-	0.000	0.000	0.000	0.001	-	-				0.000	0.000	0.000	0.360	-	-	0.000	0.000	0.000	0.360	-	-					0.014
1.500	0.000	0.000	0.000	0.001	-	-	0.000	0.000	0.000	0.001	-	-				0.000	0.000	0.000	0.460	-	-	0.000	0.000	0.000	0.460	-	-					0.015
1.600	0.000	0.000	0.000	0.001	-	-	0.000	0.000	0.000	0.001	-	-				0.000	0.000	0.000	0.560	-	-	0.000	0.000	0.000	0.560	-	-					0.016
1.700	0.000	0.000	0.000	0.003	-	-										0.000	0.000	0.000	0.660	-	-											0.017
1.800	0.000	0.000	0.000	0.001	-	-										0.000	0.000	0.000	0.760	-	-											0.018
Totals:					0	0					0	0	0	0		0	0				0	0					0	0	0	0		
Number of Trades:					0						0		0			0.00						0					0					0

NATIONAL BANK (CR)

(Contract Size: 100 Securities, Exercise Style: American, Physical Delivery)

Call Options															Put Options																			
December 2021							January 2022							Other Months	December 2021							January 2022							Other Months	Exercise Price				
Exercise Price	Open price	Price max	Price min	Last price	Closing price	Volume	Open Interest	Open price	Price max	Price min	Last price	Closing price	Volume	Open Interest	Volume	Open Interest	Open price	Price max	Price min	Last price	Closing price	Volume	Open Interest	Open price	Price max	Price min	Last price	Closing price	Volume	Open Interest	Volume	Open Interest	Exercise Price	
1.300	0.000	0.000	0.000		1.53	-	-						-	-			0.000	0.000	0.000		0.001	-	-						-	-			0.013	
1.400	0.000	0.000	0.000		1.43	-	-						-	-			0.000	0.000	0.000		0.001	-	-					-	-			0.014		
1.500	0.000	0.000	0.000		1.33	-	-						-	-			0.000	0.000	0.000		0.001	-	-					-	-			0.015		
1.600	0.000	0.000	0.000		1.23	-	-						-	-			0.000	0.000	0.000		0.001	-	-					-	-			0.016		
1.700	0.000	0.000	0.000		1.13	-	-						-	-			0.000	0.000	0.000		0.001	-	-					-	-			0.017		
1.800	0.000	0.000	0.000		1.03	-	-	0.000	0.000	0.000		1.03	-	-			0.000	0.000	0.000		0.001	-	-	0.000	0.000	0.000		0.001	-	-			0.018	
1.900	0.000	0.000	0.000		0.930	-	-	0.000	0.000	0.000		0.934	-	-			0.000	0.000	0.000		0.001	-	-	0.000	0.000	0.000		0.001	-	-			0.019	
2.000	0.000	0.000	0.000		0.830	-	-	0.000	0.000	0.000		0.834	-	-			0.000	0.000	0.000		0.001	-	-	0.000	0.000	0.000		0.001	-	-			0.020	
2.200	0.000	0.000	0.000		0.630	-	-	0.000	0.000	0.000		0.636	-	-			0.000	0.000	0.000		0.001	-	-	0.000	0.000	0.000		0.001	-	-			0.022	
2.400	0.000	0.000	0.000		0.430	-	-	0.000	0.000	0.000		0.444	-	-			0.000	0.000	0.000		0.001	-	-	0.000	0.000	0.000		0.009	-	-			0.024	
2.600	0.000	0.000	0.000		0.231	-	-	0.000	0.000	0.000		0.275	-	-			0.000	0.000	0.000		0.001	-	303	0.000	0.000	0.000		0.039	-	-			0.026	
2.800	0.000	0.000	0.000		0.061	-	-	0.000	0.000	0.000		0.146	-	7			0.000	0.000	0.000		0.030	-	-	0.000	0.000	0.000		0.110	-	-			0.028	
3.000	0.000	0.000	0.000		0.003	-	20	0.000	0.000	0.000		0.065	-	-			0.000	0.000	0.000		0.173	-	-	0.000	0.000	0.000		0.230	-	-			0.030	
3.200	0.000	0.000	0.000		0.005	-	-	0.000	0.000	0.000		0.025	-	-			0.000	0.000	0.000		0.370	-	-	0.000	0.000	0.000		0.390	-	-			0.032	
3.400	0.000	0.000	0.000		0.001	-	-	0.000	0.000	0.000		0.008	-	-			0.000	0.000	0.000		0.570	-	-	0.000	0.000	0.000		0.574	-	-			0.034	
3.600	0.000	0.000	0.000		0.001	-	-	0.000	0.000	0.000		0.002	-	-			0.000	0.000	0.000		0.770	-	-	0.000	0.000	0.000		0.770	-	-			0.036	
3.800	0.000	0.000	0.000		0.001	-	-	0.000	0.000	0.000		0.001	-	-			0.000	0.000	0.000		0.970	-	-	0.000	0.000	0.000		0.970	-	-			0.038	
Totals:						0	20						0	7	0	0						0	303									0	0	
Number of Trades:						0							0		0							0.00										0		

OPAP (CR)

(Contract Size: 100 Securities, Exercise Style: American, Physical Delivery)

Call Options														Put Options																			
December 2021							January 2022							Other Months		December 2021							January 2022							Other Months		Exercise Price	
Open price	Price max	Price min	Last price	Closing price	Volume	Open Interest	Open price	Price max	Price min	Last price	Closing price	Volume	Open Interest	Volume	Open Interest	Open price	Price max	Price min	Last price	Closing price	Volume	Open Interest	Open price	Price max	Price min	Last price	Closing price	Volume	Open Interest	Volume	Open Interest		
8.000	0.000	0.000	0.000	4.18	-	-										0.000	0.000	0.000	0.001	-	-												0.080
8.400	0.000	0.000	0.000	3.78	-	-										0.000	0.000	0.000	0.001	-	-												0.084
8.800	0.000	0.000	0.000	3.38	-	-	0.000	0.000	0.000		3.40	-	-			0.000	0.000	0.000	0.001	-	-	0.000	0.000	0.000		0.001	-	-				0.088	
9.200	0.000	0.000	0.000	2.98	-	-	0.000	0.000	0.000		3.00	-	-			0.000	0.000	0.000	0.001	-	-	0.000	0.000	0.000		0.001	-	-				0.092	
9.600	0.000	0.000	0.000	2.58	-	-	0.000	0.000	0.000		2.60	-	-			0.000	0.000	0.000	0.001	-	-	0.000	0.000	0.000		0.001	-	-				0.096	
10.000	0.000	0.000	0.000	2.18	-	-	0.000	0.000	0.000		2.20	-	-			0.000	0.000	0.000	0.001	-	-	0.000	0.000	0.000		0.003	-	-				0.100	
11.000	0.000	0.000	0.000	1.18	-	-	0.000	0.000	0.000		1.25	-	-			0.000	0.000	0.000	0.001	-	-	0.000	0.000	0.000		0.052	-	-				0.110	
12.000	0.000	0.000	0.000	0.231	-	-	0.621	0.621	0.621	0.621	0.621	30	-			0.000	0.000	0.000	0.050	-	-	0.210	0.216	0.210	0.216	0.216	20	10				0.120	
13.000	0.000	0.000	0.000	0.002	-	-	0.000	0.000	0.000		0.141	-	-			0.000	0.000	0.000	0.820	-	20	0.000	0.000	0.000		0.939	-	-				0.130	
14.000	0.000	0.000	0.000	0.002	-	-	0.000	0.000	0.000		0.024	-	-			0.000	0.000	0.000	1.82	-	-	0.000	0.000	0.000		1.83	-	-				0.140	
15.000	0.000	0.000	0.000	0.001	-	-	0.000	0.000	0.000		0.003	-	-			0.000	0.000	0.000	2.82	-	-	0.000	0.000	0.000		2.82	-	-				0.150	
16.000	0.000	0.000	0.000	0.001	-	-	0.000	0.000	0.000		0.001	-	-			0.000	0.000	0.000	3.82	-	-	0.000	0.000	0.000		3.82	-	-				0.160	
17.000	0.000	0.000	0.000	0.001	-	-	0.000	0.000	0.000		0.001	-	-			0.000	0.000	0.000	4.82	-	-	0.000	0.000	0.000		4.82	-	-				0.170	
18.000	0.000	0.000	0.000	0.001	-	-	0.000	0.000	0.000		0.001	-	-			0.000	0.000	0.000	5.82	-	-	0.000	0.000	0.000		5.82	-	-				0.180	
19.000	0.000	0.000	0.000	0.001	-	-	0.000	0.000	0.000		0.001	-	-			0.000	0.000	0.000	6.82	-	-	0.000	0.000	0.000		6.82	-	-				0.190	
Totals:					0	0						30	0	0	0	0						0	20										
Number of Trades:					0							1	0	0			0.00							2									

OTE (CR)

(Contract Size: 100 Securities, Exercise Style: American, Physical Delivery)

Exercise Price	Call Options														Volume	Open Interest	Put Options														Exercise Price				
	December 2021							January 2022									December 2021							January 2022											
	Open price	Price max	Price min	Last price	Closing price	Volume	Open Interest	Open price	Price max	Price min	Last price	Closing price	Volume	Open Interest			Open price	Price max	Price min	Last price	Closing price	Volume	Open Interest	Open price	Price max	Price min	Last price	Closing price	Volume	Open Interest					
8.800	0.000	0.000	0.000	7.52	-	-	-	-	-	-	-	-	-	-	0.000	0.000	0.000	0.001	-	-	-	-	-	-	-	-	-	0.088							
9.200	0.000	0.000	0.000	7.12	-	-	-	-	-	-	-	-	-	-	0.000	0.000	0.000	0.001	-	-	-	-	-	-	-	-	-	0.092							
9.600	0.000	0.000	0.000	6.72	-	-	-	-	-	-	-	-	-	-	0.000	0.000	0.000	0.001	-	-	-	-	-	-	-	-	-	0.096							
10.000	0.000	0.000	0.000	6.32	-	-	0.000	0.000	0.000	6.34	-	-	-	-	0.000	0.000	0.000	0.001	-	-	0.000	0.000	0.000	0.001	-	-	-	0.100							
11.000	0.000	0.000	0.000	5.32	-	-	0.000	0.000	0.000	5.34	-	-	-	-	0.000	0.000	0.000	0.001	-	-	0.000	0.000	0.000	0.001	-	-	-	0.110							
12.000	0.000	0.000	0.000	4.32	-	-	0.000	0.000	0.000	4.34	-	-	-	-	0.000	0.000	0.000	0.001	-	-	0.000	0.000	0.000	0.001	-	-	-	0.120							
13.000	0.000	0.000	0.000	3.32	-	-	0.000	0.000	0.000	3.35	-	-	-	-	0.000	0.000	0.000	0.001	-	-	0.000	0.000	0.000	0.001	-	-	-	0.130							
14.000	0.000	0.000	0.000	2.32	-	-	0.000	0.000	0.000	2.37	-	-	-	-	0.000	0.000	0.000	0.001	-	-	0.000	0.000	0.000	0.016	-	-	-	0.140							
15.000	0.000	0.000	0.000	1.32	-	-	0.000	0.000	0.000	1.46	-	-	-	-	0.000	0.000	0.000	0.001	-	5	0.000	0.000	0.000	0.107	-	-	-	0.150							
16.000	0.000	0.000	0.000	0.347	-	10	0.000	0.000	0.000	0.739	-	-	-	-	0.000	0.000	0.000	0.025	-	5	0.000	0.000	0.000	0.387	-	-	-	0.160							
17.000	0.000	0.000	0.000	0.002	-	20	0.000	0.000	0.000	0.297	-	-	-	-	0.000	0.000	0.000	0.681	-	-	0.000	0.000	0.000	0.947	-	-	-	0.170							
18.000	0.000	0.000	0.000	0.001	-	-	0.000	0.000	0.000	0.091	-	-	-	-	0.000	0.000	0.000	1.68	-	-	0.000	0.000	0.000	1.75	-	-	-	0.180							
19.000	0.000	0.000	0.000	0.001	-	-	0.000	0.000	0.000	0.022	-	-	-	-	0.000	0.000	0.000	2.68	-	-	0.000	0.000	0.000	2.69	-	-	-	0.190							
20.000	0.000	0.000	0.000	0.001	-	-	0.000	0.000	0.000	0.004	-	-	-	-	0.000	0.000	0.000	3.68	-	-	0.000	0.000	0.000	3.68	-	-	-	0.200							
22.000	0.000	0.000	0.000	0.001	-	-	0.000	0.000	0.000	0.001	-	-	-	-	0.000	0.000	0.000	5.68	-	-	0.000	0.000	0.000	5.68	-	-	-	0.220							
24.000	0.000	0.000	0.000	0.001	-	-	-	-	-	-	-	-	-	-	0.000	0.000	0.000	7.68	-	-	-	-	-	-	-	-	-	0.240							
Totals:						0	30							0	0							0	10							0	0			0	0
Number of Trades:						0							0							0.00							0			0					

PIRAEUS FINANCIAL HOLD (CR)

(Contract Size: 100 Securities, Exercise Style: American, Physical Delivery)

Call Options														Put Options																		
December 2021							January 2022							Other Months		December 2021							January 2022							Other Months		Exercise Price
Open price	Price max	Price min	Last price	Closing price	Volume	Open Interest	Open price	Price max	Price min	Last price	Closing price	Volume	Open Interest	Volume	Open Interest	Open price	Price max	Price min	Last price	Closing price	Volume	Open Interest	Open price	Price max	Price min	Last price	Closing price	Volume	Open Interest	Volume	Open Interest	
0.150	0.000	0.000	0.000	1.16	-	-										0.000	0.000	0.000	0.048	-	-											0.002
0.200	0.000	0.000	0.000	1.11	-	-										0.000	0.000	0.000	0.075	-	-											0.002
0.250	0.000	0.000	0.000	1.06	-	-										0.000	0.000	0.000	0.001	-	-											0.003
0.300	0.000	0.000	0.000	1.01	-	-										0.000	0.000	0.000	0.002	-	-											0.003
0.350	0.000	0.000	0.000	0.960	-	-										0.000	0.000	0.000	0.001	-	-											0.004
0.400	0.000	0.000	0.000	0.910	-	-										0.000	0.000	0.000	0.001	-	-											0.004
0.450	0.000	0.000	0.000	0.860	-	-										0.000	0.000	0.000	0.002	-	-											0.005
0.500	0.000	0.000	0.000	0.810	-	-										0.000	0.000	0.000	0.001	-	-											0.005
0.550	0.000	0.000	0.000	0.760	-	-										0.000	0.000	0.000	0.001	-	-											0.006
0.600	0.000	0.000	0.000	0.710	-	-										0.000	0.000	0.000	0.001	-	-											0.006
0.650	0.000	0.000	0.000	0.660	-	-										0.000	0.000	0.000	0.001	-	-											0.007
0.700	0.000	0.000	0.000	0.610	-	-										0.000	0.000	0.000	0.001	-	-											0.007
0.750	0.000	0.000	0.000	0.560	-	-										0.000	0.000	0.000	0.001	-	-											0.008
0.800	0.000	0.000	0.000	0.510	-	-										0.000	0.000	0.000	0.002	-	-											0.008
0.850	0.000	0.000	0.000	0.460	-	-										0.000	0.000	0.000	0.003	-	-											0.009
0.900	0.000	0.000	0.000	0.410	-	-	0.000	0.000	0.000		0.412	-	-			0.000	0.000	0.000	0.001	-	-	0.000	0.000	0.000	0.001	-	-					0.009
0.950	0.000	0.000	0.000	0.360	-	-	0.000	0.000	0.000		0.362	-	-			0.000	0.000	0.000	0.001	-	-	0.000	0.000	0.000	0.001	-	-					0.010
1.000	0.000	0.000	0.000	0.310	-	-	0.000	0.000	0.000		0.313	-	-			0.000	0.000	0.000	0.001	-	-	0.000	0.000	0.000	0.001	-	-					0.010
1.100	0.000	0.000	0.000	0.210	-	-	0.000	0.000	0.000		0.218	-	-			0.000	0.000	0.000	0.002	-	-	0.000	0.000	0.000	0.005	-	-					0.011
1.200	0.000	0.000	0.000	0.112	-	-	0.000	0.000	0.000		0.135	-	-			0.000	0.000	0.000	0.002	-	-	0.000	0.000	0.000	0.022	-	-					0.012
1.300	0.000	0.000	0.000	0.036	-	-	0.000	0.000	0.000		0.072	-	-			0.000	0.000	0.000	0.026	-	-	0.000	0.000	0.000	0.060	-	-					0.013
1.400	0.000	0.000	0.000	0.005	-	-	0.000	0.000	0.000		0.033	-	-			0.000	0.000	0.000	0.095	-	-	0.000	0.000	0.000	0.121	-	-					0.014
1.500	0.000	0.000	0.000	0.001	-	-	0.000	0.000	0.000		0.013	-	-			0.000	0.000	0.000	0.190	-	-	0.000	0.000	0.000	0.201	-	-					0.015
1.600	0.000	0.000	0.000	0.003	-	-	0.000	0.000	0.000		0.005	-	-			0.000	0.000	0.000	0.290	-	-	0.000	0.000	0.000	0.293	-	-					0.016
1.700	0.000	0.000	0.000	0.001	-	-	0.000	0.000	0.000		0.001	-	-			0.000	0.000	0.000	0.390	-	-	0.000	0.000	0.000	0.390	-	-					0.017
1.800	0.000	0.000	0.000	0.001	-	-	0.000	0.000	0.000		0.001	-	-			0.000	0.000	0.000	0.490	-	-	0.000	0.000	0.000	0.490	-	-					0.018
1.900	0.000	0.000	0.000	0.001	-	-	0.000	0.000	0.000		0.001	-	-			0.000	0.000	0.000	0.590	-	-	0.000	0.000	0.000	0.590	-	-					0.019
2.000	0.000	0.000	0.000	0.001	-	-	0.000	0.000	0.000		0.007	-	-			0.000	0.000	0.000	0.690	-	-	0.000	0.000	0.000	0.690	-	-					0.020
2.200	0.000	0.000	0.000	0.001	-	-										0.000	0.000	0.000	0.890	-	-											0.022
2.400	0.000	0.000	0.000	0.004	-	-										0.000	0.000	0.000	1.09	-	-											0.024
2.600	0.000	0.000	0.000	0.002	-	-										0.000	0.000	0.000	1.29	-	-											0.026
2.800	0.000	0.000	0.000	0.001	-	-										0.000	0.000	0.000	1.49	-	-											0.028
3.000	0.000	0.000	0.000	0.001	-	-										0.000	0.000	0.000	1.69	-	-											0.030
3.200	0.000	0.000	0.000	0.001	-	-										0.000	0.000	0.000	1.89	-	-											0.032
3.400	0.000	0.000	0.000	0.001	-	-										0.000	0.000	0.000	2.09	-	-											0.034
3.600	0.000	0.000	0.000	0.001	-	-										0.000	0.000	0.000	2.29	-	-											0.036



PIRAEUS FINANCIAL HOLD (CR)

(Contract Size: 100 Securities, Exercise Style: American, Physical Delivery)

Call Options															Put Options																		
December 2021							January 2022							Other Months	December 2021					January 2022					Other Months								
Exercise Price	Open price	Price max	Price min	Last price	Closing price	Volume	Open Interest	Open price	Price max	Price min	Last price	Closing price	Volume	Open Interest	Volume	Open Interest	Open price	Price max	Price min	Last price	Closing price	Volume	Open Interest	Open price	Price max	Price min	Last price	Closing price	Volume	Open Interest	Volume	Open Interest	Exercise Price
3.800	0.000	0.000	0.000		0.001	-	-						-	-			0.000	0.000	0.000		2.49	-	-						-	-			0.038
4.000	0.000	0.000	0.000		0.001	-	-						-	-			0.000	0.000	0.000		2.69	-	-						-	-			0.040
4.400	0.000	0.000	0.000		0.001	-	-						-	-			0.000	0.000	0.000		3.09	-	-						-	-			0.044
4.800	0.000	0.000	0.000		0.001	-	-						-	-			0.000	0.000	0.000		3.49	-	-						-	-			0.048
5.200	0.000	0.000	0.000		0.001	-	-						-	-			0.000	0.000	0.000		3.89	-	-						-	-			0.052
5.600	0.000	0.000	0.000		0.004	-	-						-	-			0.000	0.000	0.000		4.29	-	-						-	-			0.056
6.000	0.000	0.000	0.000		0.003	-	-						-	-			0.000	0.000	0.000		4.69	-	-						-	-			0.060
6.400	0.000	0.000	0.000		0.002	-	-						-	-			0.000	0.000	0.000		5.09	-	-						-	-			0.064
6.800	0.000	0.000	0.000		0.001	-	-						-	-			0.000	0.000	0.000		5.49	-	-						-	-			0.068
Totals:						0	0						0	0			0	0					0	0			0	0			0	0	
Number of Trades:						0							0				0.00						0				0				0		

PPC (CR)

(Contract Size: 100 Securities, Exercise Style: American, Physical Delivery)

Call Options														Put Options																		
December 2021							January 2022							Other Months		December 2021							January 2022							Other Months		Exercise Price
Open price	Price max	Price min	Last price	Closing price	Volume	Open Interest	Open price	Price max	Price min	Last price	Closing price	Volume	Open Interest	Volume	Open Interest	Open price	Price max	Price min	Last price	Closing price	Volume	Open Interest	Open price	Price max	Price min	Last price	Closing price	Volume	Open Interest	Volume	Open Interest	
4.800	0.000	0.000	0.000	4.55	-	-										0.000	0.000	0.000	0.001	-	-											0.048
5.200	0.000	0.000	0.000	4.15	-	-										0.000	0.000	0.000	0.001	-	-											0.052
5.600	0.000	0.000	0.000	3.75	-	-										0.000	0.000	0.000	0.003	-	-											0.056
6.000	0.000	0.000	0.000	3.35	-	-										0.000	0.000	0.000	0.001	-	-											0.060
6.400	0.000	0.000	0.000	2.95	-	-										0.000	0.000	0.000	0.001	-	-											0.064
6.800	0.000	0.000	0.000	2.55	-	-	0.000	0.000	0.000		2.57	-	-			0.000	0.000	0.000	0.002	-	-	0.000	0.000	0.000		0.002	-	-			0.068	
7.200	0.000	0.000	0.000	2.15	-	-	0.000	0.000	0.000		2.17	-	-			0.000	0.000	0.000	0.001	-	-	0.000	0.000	0.000		0.007	-	-			0.072	
7.600	0.000	0.000	0.000	1.75	-	-	0.000	0.000	0.000		1.79	-	-			0.000	0.000	0.000	0.001	-	-	0.000	0.000	0.000		0.022	-	-			0.076	
8.000	0.000	0.000	0.000	1.35	-	-	0.000	0.000	0.000		1.42	-	-			0.000	0.000	0.000	0.001	-	-	0.000	0.000	0.000		0.056	-	-			0.080	
8.400	0.000	0.000	0.000	0.951	-	-	0.000	0.000	0.000		1.09	-	-			0.000	0.000	0.000	0.001	-	65	0.000	0.000	0.000		0.119	-	-			0.084	
8.800	0.000	0.000	0.000	0.553	-	-	0.000	0.000	0.000		0.798	-	-			0.000	0.000	0.000	0.002	-	91	0.000	0.000	0.000		0.230	-	-			0.088	
9.200	0.000	0.000	0.000	0.201	-	-	0.000	0.000	0.000		0.559	-	-			0.000	0.000	0.000	0.050	-	52	0.000	0.000	0.000		0.391	-	-			0.092	
9.600	0.000	0.000	0.000	0.029	-	100	0.000	0.000	0.000		0.373	-	-			0.000	0.000	0.000	0.278	-	102	0.000	0.000	0.000		0.605	-	-			0.096	
10.000	0.000	0.000	0.000	0.001	-	270	0.000	0.000	0.000		0.236	-	17			0.650	0.650	0.650	0.650	0.650	5	36	0.000	0.000	0.000		0.868	-	-			0.100
11.000	0.000	0.000	0.000	0.001	-	331	0.000	0.000	0.000		0.063	-	51			0.000	0.000	0.000	1.65	-	-	0.000	0.000	0.000		1.70	-	-			0.110	
12.000	0.000	0.000	0.000	0.001	-	65	0.000	0.000	0.000		0.012	-	-			0.000	0.000	0.000	2.65	-	-	0.000	0.000	0.000		2.65	-	-			0.120	
13.000	0.000	0.000	0.000	0.001	-	-	0.000	0.000	0.000		0.002	-	-			0.000	0.000	0.000	3.65	-	-	0.000	0.000	0.000		3.65	-	-			0.130	
14.000	0.000	0.000	0.000	0.001	-	-	0.000	0.000	0.000		0.002	-	-			0.000	0.000	0.000	4.65	-	-	0.000	0.000	0.000		4.65	-	-			0.140	
15.000	0.000	0.000	0.000	0.001	-	-	0.000	0.000	0.000		0.001	-	-			0.000	0.000	0.000	5.65	-	-	0.000	0.000	0.000		5.65	-	-			0.150	
16.000	0.000	0.000	0.000	0.001	-	-	0.000	0.000	0.000		0.001	-	-			0.000	0.000	0.000	6.65	-	-	0.000	0.000	0.000		6.65	-	-			0.160	
Totals:					0	766					0	68	0	0					0	346						0	79	0	0			
Number of Trades:					0						0		0							1.00						0		0				

Lending Products	Underlying Title	Open Interest[5]	Multilateral Transactions[1]				Bilateral Transactions[2]		Stock Borrowing through OTC (volume)[3]
			Volume(Offered)	Average Weighted	Transactions volume	Average Weighted	Transactions Volume	Average Weighted	Transactions Volume
ADMIEBOR	ADMIE (IPTO) HOLDING S.A. (CR)	---	---	---	---	---	---	1,982,815	
AEGNBOR	AEGEAN AIRLINES (CR)	469	---	---	---	---	---	26,619	
ALPHABOR	ALPHA SERVICES HOLD (CR)	15,000	---	---	---	---	---	58,426,803	
ALMYBOR	ALUMIL (CR)	---	---	---	---	---	---	---	
TATTBOR	ATTICA BANK S.A. (CR)	4,276	---	---	802	10.15%	---	4	
EEEBOR	CC HBC AG (CR)	6,140	---	---	---	---	---	70,546	
CENERBOR	CENERGY HOLDINGS (CB)	---	---	---	---	---	---	---	
ELLAKTORBOR	ELLAKTOR (CR)	6,000	---	---	---	---	---	6,870	
EUROBBOR	EUROBANK HOLDINGS (CR)	69,385	---	---	---	---	---	49,333,360	
EYDAPBOR	EYDAP S.A. (CR)	2,716	---	---	2,000	2.88%	---	652,716	
FFGRPBOR	FOLLI FOLLIE (CR)	---	---	---	---	---	---	900,530	
FOYRKBOR	FOURLIS (CR)	---	---	---	---	---	---	22,250	
GEKTERNABOR	GEK TERNA (CR)	---	---	---	---	---	---	1,343	
SARBOR	GR. SARANTIS S.A. (CR)	---	---	---	---	---	---	2,587	
EXAEBOR	HELLENIC EXCHANGES-A.S.E. (CR)	3,000	---	---	6,200	2.82%	---	155,601	
ELPEBOR	HELLENIC PETROLEUM (CR)	---	---	---	---	---	---	59,755	
INTRKBOR	INTRACOM HOLDINGS (CR)	---	---	---	---	---	---	---	
BELABOR	JUMBO SA (CR)	---	---	---	---	---	---	344,832	
LAMDABOR	LAMDA DEVELOPMENT SA (CR)	1,500	---	---	---	---	---	1,282	
MIGBOR	MARFIN INVESTMENT GROUP (CR)	21,600	---	---	---	---	---	794,474	
MOHBOR	MOTOR OIL (CR)	10,200	---	---	---	---	---	484,274	
MYTILBOR	MYTILINEOS (CR)	20,000	---	---	---	---	11,000	0.01%	497,692
ETEBOR	NATIONAL BANK (CR)	50,275	---	---	500	2.65%	50,000	6.50%	7,122,626
OPAPBOR	OPAP (CR)	17,500	---	---	---	---	---	1,337,602	
HTOBOR	OTE (CR)	26,913	---	---	8,600	2.65%	---	---	2,882,348
PPABOR	P.P.A. S.A. (CR)	964	---	---	---	---	---	---	66,338
TPEIRBOR	PIRAEUS FINANCIAL HOLD (CR)	5,000	---	---	---	---	---	---	8,592,522
PLAISBOR	PLAISIO COMPUTERS SA (CR)	---	---	---	---	---	---	---	100
PPCBOR	PPC (CR)	1,000	---	---	---	---	---	---	2,890,285
QUALBOR	QUALITY & RELIABILITY SA (CR)	---	---	---	---	---	---	---	---
TENERGYBOR	TERNA ENERGY (CR)	33,796	---	---	1,005	4.24%	2,000	0.01%	12,892

## Stock Lending Notes

[1] - Multilateral contracts Lending or Borrowing as per Methods 8-1, 8-2 and 8-3-3 (According to ATHEX BoD Resolution No.17)

[2] - Bilateral Contracts Lending or Borrowing as per Methods 8-3-1 and 8-3-2 (According to ATHEX BoD Resolution No.20 )

[3] - The information concerning OTC Stock Borrowing Transactions is based on the statements of the Dematerialised Securities System (DSS) operators involved and refers to volumes that have been registered up until the previous working day.

[4] - Average Price (Volume weighted)

[5] - The Data concerning Open Interest before the start of trading session

Lending Products	Underlying Title	Open Interest[5]	Multilateral Transactions[1]				Bilateral Transactions[2]		Stock Borrowing through OTC (volume)[3]	
			Volume(Offered)	Average Weighted	Transactions volume	Average Weighted	Transactions Volume	Average Weighted	Transactions Volume	
TITCBOR	TITAN CEMENT (CB)	2,200	---	---	---	---	---	---	221,379	
VIOBOR	VIOHALCO SA/IV (CB)	4,447	---	---	---	---	---	---	---	

## Stock Lending Notes

[1] - Multilateral contracts Lending or Borrowing as per Methods 8-1, 8-2 and 8-3-3 (According to ATHEX BoD Resolution No.17)

[2] - Bilateral Contracts Lending or Borrowing as per Methods 8-3-1 and 8-3-2 (According to ATHEX BoD Resolution No.20 )

[3] - The information concerning OTC Stock Borrowing Transactions is based on the statements of the Dematerialised Securities System (DSS) operators involved and refers to volumes that have been registered up until the previous working day.

[4] - Average Price (Volume weighted)

[5] - The Data concerning Open Interest before the start of trading session

## Sectors codification for listed companies

12003-	ETF	10101010	Computer Services
10101015	Software	10102030	Computer Hardware
15101010	Telecommunications Equipment	15102015	Telecommunications Services
20101010	Health Care Facilities	20101025	Health Care Services
20102010	Medical Equipment	20103015	Pharmaceuticals
30101010	Banks	30202000	Diversified Financial Services
30202010	Asset Managers & Custodians	30202015	Investment Services
30302010	Full Line Insurance	30302015	Insurance Brokers
30302025	Property and Casualty Insurance	35101010	Real Estate Holding and Development
35101015	Real Estate Services	35102000	Diversified REITs
35102030	Office REITs	40201040	Rental & Leasing Services: Consumer
40202010	Home Construction	40202015	Household Furnishings
40202020	Household Appliance	40203040	Electronic Entertainment
40203045	Toys	40204020	Clothing & Accessories
40301010	Entertainment	40301030	Publishing
40301035	Radio & TV Broadcasters	40401010	Diversified Retailers
40401020	Apparel Retailers	40401025	Home Improvement Retailers
40401030	Specialty Retailers	40501010	Airlines
40501015	Travel & Tourism	40501020	Casinos & Gambling
40501025	Hotels & Motels	45101015	Distillers & Vintners
45101020	Soft Drinks	45102010	Farming Fishing Ranching & Plantations
45102020	Food Products	45103010	Tobacco
45201010	Food Retailers & Wholesalers	45201020	Personal Products
50101010	Construction	50101030	Cement
50101035	Building Materials: Other	50202010	Electrical Components
50203000	Diversified Industrials	50203015	Plastics
50203030	Containers & Packaging	50204000	Machinery: Industrial
50204020	Machinery: Construction & Handling	50205010	Industrial Suppliers
50205020	Back Office Support HR & Consulting	50205030	Forms & Bulk Printing Services
50206015	Commercial Vehicles & Parts	50206030	Marine Transportation
50206060	Transportation Services	55101000	Diversified Materials
55101020	Textile Products	55102000	General Mining
55102010	Iron & Steel	55102015	Metal Fabricating
55102035	Aluminum	60101000	Integrated Oil & Gas
60101020	Oil Refining and Marketing	65101010	Alternative Electricity
65101015	Conventional Electricity	65102030	Water



**ATHEX**  
Athens Stock Exchange

Λεωφ. Αθηνών 110 104 42 Αθήνα  
110, Athinon Ave. GR 104 42 Athens  
tel. (+30)210-33.66.800, fax (+30)210-33.66.101  
[www.athexgroup.gr](http://www.athexgroup.gr)