

21

Ημερήσιο Δελτίο
Συναλλακτικής Δραστηριότητας

Daily Official List
of Trading Activity

Friday, 15 October, 2021
Year: 142 Trading Day No: 196



ATHEXGROUP
Athens Exchange Group

Disclaimer:

Hellenic Exchanges-Athens Stock Exchange S.A. endeavours to ensure that the data and other material ("Information") presented on the Daily Official List are accurate and complete, but it is not liable for any errors or omissions of data or /and for the accuracy, credibility, updating and completeness of the aforesaid information nor it has any liability arising directly or indirectly from the use of the above Information.

The Company is not liable for the accuracy of the data included in listed companies' announcements. Only the sender of such an announcement is fully and solely liable for any infringement of third party's rights from the content of such announcement. All contents of the Daily Official List are provided only for information purposes and do not constitute investment advice or solicitation to invest in securities or other products listed for trading on the Exchange.

You acknowledge and agree that the Company is the owner of any property rights related to any Information appearing on the Daily Official List including intellectual property rights copyright, trademarks, etc.

The above data are a property of the Hellenic Exchanges-Athens Exchange and are copyright protected. Users are forbidden to reproduce, modify, copy, sale, transmit or redistribute, by all reproduction means and methods, part or the whole of the above data, without reference to their source.

The commercial exploitation of these data is, also, forbidden by third parties. Hellenic Exchanges-Athens Exchange does not carry any responsibility, direct or indirect, derived from usage or accidental alteration of the above data when used by third parties.

Hellenic Exchanges – Athens Stock Exchange S.A.

110 Athinon Ave., 10442 Athens, Tel: (210) 33.66.800, Fax: (210) 32.13.938

www.athexgroup.gr

Thessalonica Stock Exchange Center (T.S.E.C)

16-18 Katouni Str., Thessalonica 546 25 Tel: (2310) 567.667, Fax: (2310) 530.545

Athex Members Guarantee Fund

14-16 Fidiou Str., Athens 106 78, Tel: (210) 33.04.682, Fax: (210) 33.04.155

Hellenic Republic Capital Market Commission

1 Kolokotroni Str. & 1 Stadiou Str., Athens 10562 Tel: (210) 33.77.100 Fax: (210) 33.77.173

Table of Contents

Section 1: Statistical Figures of Securities, Derivatives and Lending

Summary of Markets

Athex Indices

Analytic Figures for Athex Market's Boards and Categories

Trading Details by Athex Sectors and Financial Instruments (ETFs)

Top 10 best & worst performing Shares

Derivatives Summary

Section 2: Analytic Figures of Shares Transactions

Analytic Figures of Shares Transactions

Shares' Notes

Section 3: Figures of Securities Transactions

Securities Blocks Details

Shares Rights Details

Stock Borrowing

Forced Sales Details

Forced Sales Registered Shares

Exchange Traded Funds (ETFs) Characteristics

Section 5: Bonds traded in Fixed Income Assets Market

Convertible Corporate Bonds - Regulated Market

Non Convertible Corporate Bonds - Regulated Market

Government Bonds

Treasury Bills & Zero Coupon Government Bonds

Government Bonds Traded with the Open Outcry Method

State Banks Bonds

Section 6: Additional Infos

Athex & ATHEXClear Members List

List of Stocks under Market Making operations

Section 7: Derivatives Market Analytic Figures

Index Futures

Stock Futures

Index Options

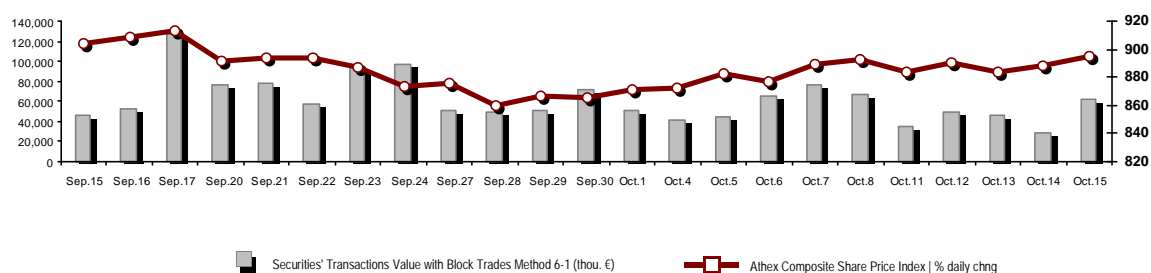
Stock Options

Stock Lending Analytic Figures

Appendix A: Sectors codification for listed companies

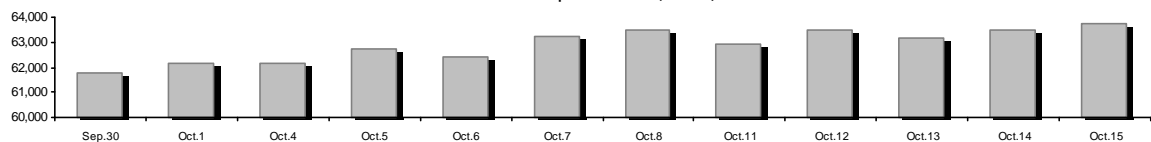
Summary of Markets

Athex Composite Share Price Index vs Shares and Derivatives Transactions Value

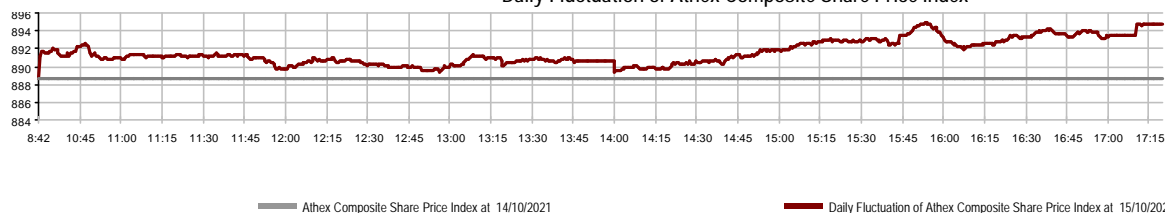


Athex Capitalisation (mill. €) **:	63,752.72		Derivatives Total Open Interest	265,450
Daily change: mill. € %	264.44	0.42%	in Index Futures % daily chng	4,159 -0.19%
Yearly Avg Capitalisation: mill. € % chng prev year Avg	59,748.34	26.07%	in Stock Futures % daily chng	257,558 -0.39%
Athex Composite Share Price Index % daily chng	894.74	0.69%	in Index Options % daily chng	1,752 10.75%
Athex Composite Share Price Index Capitalisation (mill. €)	58,139.35		in Stock Options % daily chng	1,981 2.70%
Daily change (mill. €)	268.66			
Securities' Transactions Value with Block Trades Method 6-1 (t)	61,310.29		Derivatives Contracts Volume:	18,458
Daily change: %	32,462.78	112.53%	Daily change: pieces %	4,575 32.95%
YtD Avg Trans. Value: thou. € % chng prev year Avg	71,265.37	11.28%	YtD Avg Derivatives Contracts % chng prev year Avg	53,685 34.01%
Blocks Transactions Value of Method 6-1 (thou. €)	3,505.24		Derivatives Trades Number:	1,729
Blocks Transactions Value of Method 6-2 & 6-3 (thou. €)	0.00		Daily change: number %	382 28.36%
Bonds Transactions Value (thou.€)	1,572.56		YtD Avg Trades number % chng prev year Avg	2,270 -14.49%
Securities' Transactions Volume with Block Trades Method 6-1 (tho)	20,942.26		Lending Total Open Interest	853,937
Daily change: thou. pieces %	9,774.90	87.53%	Daily change: pieces %	-8,000 -0.93%
YtD Avg Volume: % chng prev year Avg	37,031.89	-9.87%	Lending Volume (Multilateral/Bilateral)	0
Blocks Transactions Volume of Method 6-1 (thou. Pieces)	1,161.94		Daily change: pieces %	0
Blocks Transactions Volume of Method 6-2 & 6-3 (thou. Pieces)	0.00		Multilateral Lending	0
Bonds Transactions Volume	1,566,000		Bilateral Lending	0
Securities' Trades Number with Block Trades Method 6-1	24,857		Lending Trades Number:	0
Daily change: number %	6,792	37.60%	Daily change: %	0
YtD Avg Trades number % chng prev year Avg	31,153	-4.54%	Multilateral Lending Trades Number	0
Number of Blocks Method 6-1	6		Bilateral Lending Trades Number	0
Number of Blocks Method 6-2 & 6-3	0			
Number of Bonds Transactions	103			

Athex Capitalisation (mill. €) **



Daily Fluctuation of Athex Composite Share Price Index



Athex Indices

Index name	15/10/2021	14/10/2021	pts.	%	Min	Max	Year min	Year max	Year change
Athex Composite Share Price Index	894.74 #	888.59	6.15	0.69%	888.59	894.96	726.02	931.94	10.60% #
Athex ESG Index	1,016.84 #	1,008.59	8.25	0.82%	1,008.59	1,016.84	968.19	1,050.47	--- -
FTSE/Athex Large Cap	2,163.62 #	2,148.53	15.09	0.70%	2,148.53	2,163.63	1,718.82	2,259.27	11.84% #
FTSE/Athex Mid Cap Index	1,429.45 #	1,417.24	12.21	0.86%	1,416.84	1,429.45	1,026.21	1,532.23	29.08% #
FTSE/ATHEX-CSE Banking Index	431.68 #	421.99	9.69	2.30%	421.99	431.68	306.88	483.96	9.90% #
FTSE/ATHEX High Dividend Yield Index	3,048.14 #	3,042.99	5.15	0.17%	3,039.69	3,056.06	2,542.41	3,169.38	12.72% #
FTSE/ATHEX Global Traders Index Plus	2,430.81 €	2,433.50	-2.69	-0.11%	2,418.65	2,444.80	1,943.84	2,565.79	15.68% #
FTSE/ATHEX Mid & Small Cap Factor-Weighted Ind	4,345.66 #	4,320.96	24.70	0.57%	4,316.85	4,355.20	2,996.13	4,426.33	39.10% #
ATHEX Select Index Plus	3,382.16 #	3,351.30	30.86	0.92%	3,350.93	3,386.55	2,805.20	3,565.24	9.79% #
ATHEX Select Index	4,466.03 #	4,446.91	19.12	0.43%	4,446.91	4,473.64	2,785.00	4,685.13	47.50% #
FTSE/Athex Market Index	536.26 #	533.77	2.49	0.47%	533.33	536.39	424.25	554.77	13.23% #
Athex Composite Index Total Return Index	1,529.20 #	1,518.70	10.50	0.69%	1,518.70	1,529.58	1,220.96	1,591.84	12.40% #
FTSE/Athex Large Cap Total Return	3,349.97 #	3,326.61	23.36	0.70%			2,707.58	3,444.74	12.81% #
FTSE/Athex Mid Cap Total Return	1,833.55 #	1,817.89	15.66	0.86%			1,313.08	1,949.62	31.91% #
FTSE/ATHEX-CSE Banking Total Return Index	371.69 #	363.35	8.34	2.30%			283.07	421.45	8.02% #
Hellenic Mid & Small Cap Index	1,365.30 #	1,353.17	12.13	0.90%	1,353.17	1,365.38	1,110.37	1,442.42	13.54% #
FTSE/Athex Banks	570.35 #	557.55	12.80	2.30%	557.55	570.35	405.46	639.42	9.90% #
FTSE/Athex Insurance	1,878.47 #	1,870.35	8.12	0.43%	1,864.59	1,886.34	1,808.06	2,192.44	-1.62% €
FTSE/Athex Financial Services	745.02 #	744.84	0.18	0.02%	744.82	751.46	679.98	843.74	-2.48% €
FTSE/Athex Industrial Goods & Services	3,685.61 #	3,676.68	8.93	0.24%	3,664.05	3,698.50	2,762.19	3,996.37	25.66% #
FTSE/Athex Retail	51.22 #	50.59	0.63	1.25%	50.59	51.39	46.54	58.68	3.33% #
FTSE/ATHEX Real Estate	5,171.95 #	5,157.06	14.89	0.29%	5,153.49	5,223.11	4,187.35	5,770.64	7.19% #
FTSE/Athex Consumer Goods & Services	7,588.57 €	7,795.60	-207.03	-2.66%	7,533.50	7,820.34	6,939.31	9,231.17	-2.48% €
FTSE/Athex Food & Beverage	11,138.73 €	11,225.96	-87.23	-0.78%	11,110.12	11,226.99	9,045.03	12,311.96	12.68% #
FTSE/Athex Basic Resources	7,354.34 #	7,303.10	51.24	0.70%	7,252.74	7,354.34	5,233.31	8,597.84	19.51% #
FTSE/Athex Construction & Materials	3,200.47 #	3,157.86	42.61	1.35%	3,157.86	3,207.97	2,565.75	3,422.77	15.91% #
FTSE/Athex Energy	3,571.82 #	3,497.94	73.88	2.11%	3,497.94	3,574.75	2,835.10	3,724.35	20.48% #
FTSE/Athex Travel & Leisure	2,122.84 #	2,108.42	14.42	0.68%	2,102.01	2,122.84	1,540.34	2,174.23	22.53% #
FTSE/Athex Technology	1,814.26 #	1,791.22	23.04	1.29%	1,791.22	1,814.98	1,043.00	1,872.72	66.09% #
FTSE/Athex Telecommunications	4,379.69 €	4,414.23	-34.54	-0.78%	4,374.67	4,438.64	3,294.37	4,734.07	20.17% #
FTSE/Athex Utilities	4,893.19 #	4,836.33	56.86	1.18%	4,836.33	4,897.03	4,264.97	5,427.45	6.31% #
FTSE/Athex Personal Products	8,665.76 #	8,617.86	47.90	0.56%	8,568.79	8,696.36	8,270.74	9,116.06	-4.18% €
Athex All Share Index	223.43 #	222.53	0.91	0.41%	223.43	223.43	175.88	232.71	19.13% #
Hellenic Corporate Bond Index	127.70 #	127.59	0.11	0.09%			122.29	128.79	4.62% #
Hellenic Corporate Bond Price Index	95.90 #	95.82	0.08	0.08%			93.98	96.93	2.19% #

Note 1: FTSE/Med 100, Hellenic Corporate Bond Price Index and Hellenic Corporate Bond Index closing prices refer to the previous trading day of 13/10/2021.

Note 2: The Hellenic Mid & Small Cap Index is a Customized index calculated by the Athens Exchange.

Analytic Figures for Athex Market's Boards and Categories

	Total Traded Securities	Main Market	Surveillance	Exchange Traded Funds (ETFs)
Totals	121	108	12	1
Gain / Lose / Same:	66 / 43 / 12	59 / 40 / 9	6 / 3 / 3	1 / 0 / 0
Athex Capitalisation (mill. €) **	63,752.72	63,494.73	257.99	
Daily Average Trans/ons Value(thou.€)	71,265.37	71,078.93	240.53	19.21
Transactions Value	61,310.29	61,145.22	154.84	10.23
Main Board:	57,805.05	57,639.98	154.84	10.23
Blocks Board 6_2_3:	3,505.24	3,505.24	0.00	0.00
Forced Sales Board:	0.00	0.00	0.00	0.00
Special Terms Board:	0.00	0.00	0.00	0.00
Daily Average Transactions Volume	37,031,887	35,882,256	1,179,454	926
Transactions Volume	20,942,260	20,362,501	579,283	476
Main Board:	19,780,325	19,200,566	579,283	476
Blocks Board 6_2_3:	1,161,935	1,161,935	0	0
Forced Sales Board:	0	0	0	0
Special Terms Board:	0	0	0	0
Daily Average Number of Trades	31,153	30,871	281	2
Number of Trades	24,857	24,675	181	1
Main Board:	24,851	24,669	181	1
Blocks Board 6_2_3:	6	6	0	0
Forced Sales Board:	0	0	0	0
Special Terms Board:	0	0	0	0

Trading Details by Athex Sectors and Financial Instruments (ETFs)

Code	Sectors	Gain / Lose / Same	Number of Trades	Transactions Volume	Transactions Value	% of Total Trans. Value
3010	- Banks	4 / 2 / 0	8,111	14,612,522	19,680,196.44	32.10%
5510	- Basic Resources	6 / 9 / 1	726	285,695	778,052.37	1.27%
5010	- Construction & Materials	7 / 3 / 2	1,774	794,311	2,480,131.73	4.05%
4020	- Consumer Products & Services	4 / 2 / 1	1,864	462,419	4,022,545.48	6.56%
6010	- Energy	2 / 1 / 1	909	187,460	2,114,361.54	3.45%
12000	- Financial Instruments	1 / 0 / 0	1	476	10,229.24	0.02%
3020	- Financial Services	1 / 0 / 3	224	334,945	172,983.22	0.28%
4510	- Food Beverage & Tobacco	2 / 2 / 1	258	103,101	1,299,884.05	2.12%
2010	- Health Care	2 / 1 / 0	86	34,790	56,453.73	0.09%
5020	- Industrial Goods & Service	12 / 6 / 1	1,911	843,724	3,570,482.41	5.82%
3030	- Insurance	2 / 0 / 0	72	11,543	52,023.41	0.08%
4030	- Media	1 / 0 / 0	6	3,700	1,849.60	0.00%
4520	- Personal Care, Drug & Grocery Stores	1 / 2 / 0	120	34,057	167,412.78	0.27%
3510	- Real Estate	2 / 4 / 0	808	256,510	1,395,528.94	2.28%
4040	- Retail	5 / 2 / 0	546	215,023	842,157.08	1.37%
1010	- Technology	5 / 5 / 1	1,324	540,445	1,343,758.55	2.19%
1510	- Telecommunications	1 / 1 / 0	2,045	523,239	8,190,574.68	13.36%
4050	- Travel & Leisure	3 / 3 / 1	1,731	913,387	9,923,056.65	16.18%
6510	- Utilities	5 / 0 / 0	2,341	784,913	5,208,612.19	8.50%

Top 10 best & worst performing Shares

Main Market

With positive Price change	Closing price	change	With negative Price change	Closing price	change
KRI-KRI S.A. (CR)	7.96	4.19% #	JUMBO SA (CR)	13.42	-3.03% €
EPSILON NET (CR)	16.5	3.77% #	KEKROPS SA (CR)	2.22	-2.84% €
CENTRIC HOLDINGS (CR)	0.299	3.46% #	ATTICA BANK S.A. (CR)	3.855	-1.03% €
NATIONAL BANK (CR)	2.56	3.23% #	PAPOUTSANIS (CR)	2.15	-0.92% €
DROMEAS SA (CR)	0.402	3.08% #	INTRACOM HOLDINGS (CR)	1.992	-0.90% €
ELLAKTOR (CR)	1.435	3.02% #	CC HBC AG (CR)	29.75	-0.83% €
THESSALONIKA WATER & SEWERAGE	4.63	2.89% #	ENTERSOFT (CR)	4.86	-0.82% €
MOTOR OIL (CR)	14.59	2.82% #	OTE (CR)	15.605	-0.80% €
ALPHA SERVICES HOLD (CR)	1.1275	2.50% #	SIDMA STEEL (CR)	2.64	-0.75% €
PLAISIO COMPUTERS SA (CR)	4.18	2.45% #	FLEXOPACK SA (CR)	6.7	-0.74% €
With the highest Transactions Value	Value (thou. €)	change	With the highest Transactions Volume	Volume	change
OPAP (CR)	9,603.54	0.75% #	ALPHA SERVICES HOLD (CR)	4,908,135	2.50% #
OTE (CR)	8,162.30	-0.80% €	EUROBANK HOLDINGS (CR)	4,619,151	1.95% #
NATIONAL BANK (CR)	6,674.65	3.23% #	NATIONAL BANK (CR)	2,646,697	3.23% #
ALPHA SERVICES HOLD (CR)	5,494.41	2.50% #	PIRAEUS FINANCIAL HOLD (CR)	2,432,807	1.13% #
EUROBANK HOLDINGS (CR)	3,971.98	1.95% #	OPAP (CR)	715,596	0.75% #
JUMBO SA (CR)	3,836.37	-3.03% €	OTE (CR)	520,336	-0.80% €
PIRAEUS FINANCIAL HOLD (CR)	3,480.67	1.13% #	INTRACOM HOLDINGS (CR)	456,345	-0.90% €
MYTILINEOS (CR)	2,682.42	0.13% #	ELLAKTOR (CR)	353,898	3.02% #
PPC (CR)	2,359.66	1.01% #	JUMBO SA (CR)	285,378	-3.03% €
MOTOR OIL (CR)	1,715.67	2.82% #	ADMIE (IPTO) HOLDING S.A. (CR)	265,110	1.01% #

Note: Stocks that are not included in the "Under Supervision" category, and the transactions value is more than 10,000 €.

Derivatives Summary

	Number of Trades	Volume	Open Interest
Index Futures	291	1,701	4,159
FTSE/Athex Banks	2	2	8
FTSE/Athex Large Cap	289	1,699	4,151
Stock Futures	1,399	16,180	257,558
ADMIE (IPTO) HOLDING S.A. (CR)	17	74	7,133
ALPHA SERVICES HOLD (CR)	171	3,730	57,361
ATTICA BANK S.A. (CR)	0	0	81
CC HBC AG (CR)	7	12	163
CENERGY HOLDINGS (CB)	40	394	11,832
ELLAKTOR (CR)	74	986	9,067
EUROBANK HOLDINGS (CR)	125	2,046	30,024
EYDAP S.A. (CR)	4	7	829
FOURLIS (CR)	29	117	3,015
GEK TERNA (CR)	48	227	8,220
HELLENIC EXCHANGES-A.S.E. (CR)	7	13	1,571
HELLENIC PETROLEUM (CR)	29	57	2,303
INTRACOM HOLDINGS (CR)	196	770	6,211
JUMBO SA (CR)	69	183	1,621
LAMDA DEVELOPMENT SA (CR)	24	77	5,403
MARFIN INVESTMENT GROUP (CR)	5	26	23,195
MOTOR OIL (CR)	26	135	2,927
MYTILINEOS (CR)	29	120	6,660
NATIONAL BANK (CR)	301	6,224	28,299
OPAP (CR)	5	23	1,131
OTE (CR)	42	305	1,155
P.P.A. S.A. (CR)	0	0	430
PIRAEUS FINANCIAL HOLD (CR)	15	76	23,282
PPC (CR)	104	505	14,950
TERNA ENERGY (CR)	10	15	1,910
TITAN CEMENT (CB)	6	14	1,149
VIOHALCO SA/NV (CB)	16	44	7,636
Index Options	12	186	1,752
FTSE/Athex Large Cap	12	186	1,752
Stock Options	27	391	1,981
ALPHA SERVICES HOLD (CR)	0	0	0
NATIONAL BANK (CR)	2	150	505
OPAP (CR)	0	0	120
OTE (CR)	2	10	116
PIRAEUS FINANCIAL HOLD (CR)	0	0	0
PPC (CR)	23	231	1,240
Total Derivatives Traded	1,729	18,458	265,450

Number of Outstanding Securities	Nominal Value	Dividends [1]			Date of Last Coupon		Note	Shares	Closing price	% change	Previous closing price/date	Open price	Price min	Price max	Last price	Avg price	Last Bid [7]	Last Ask [7]	P/E after tax	Year	Volume	Trades	Transactions Value[8]	Company Mkt Value (thou. €)	Year low	Year high	Sector[4]
		2018	2019	2020	Dividend [2]	Right																					
5,867,311	0.300	---	---	---	11/08/2010	28/04/2017	5243	DIONIC (CR)	0.11	---	0.11	30/06/2020	---	---	---	---	---	---	---	---	---	---	---	645.40	0.11	0.11	50205010
66,948,210	0.300	---	---	---	22/09/2015	22/09/2015	5179	FOLLI FOLLIE (CR)	4.8	---	4.8	24/05/2018	---	---	---	---	---	---	---	---	---	---	---	321,351.41	4.8	4.8	40401030
12,417,000	0.310	0.0205	---	---	27/08/2019	28/08/2017	5233	MLS MULTIMEDIA SA (CR)	0.57	---	0.57	12/05/2020	---	---	---	---	---	---	---	---	---	---	---	7,077.69	0.57	0.57	10101015
33,301,715	0.320	---	---	---	27/06/2003	08/07/2009	5241	AEGEK (CR)	0.035	---	0.035	25/06/2020	---	---	---	---	---	---	---	---	---	---	---	1,165.56	0.035	0.035	50101010
31,543,600	0.420	---	---	---	19/07/2010	19/12/2018	5205	RETHYMNON MEAT (CR)	1.09	---	1.085 *	30/04/2019	---	---	---	---	---	---	---	---	---	---	---	34,382.52	1.085	1.09	45102020
77,126,446	0.340	---	---	---	23/05/2005	18/08/2011	5206	G.E. DIMITRIOU (CR)	0.0125	---	0.0125	30/04/2019	---	---	---	---	---	---	---	---	---	---	---	964.08	0.0125	0.0125	40202020
7,085,888	1.59	---	---	---	02/07/1996	06/09/2010	5216	ELVIEK (CR)	2.6	---	2.6	30/09/2019	---	---	---	---	---	---	---	---	---	---	---	18,423.31	2.6	2.6	35101010
25,179,640	0.600	---	---	---	08/08/1994	19/09/2000	5191	J.BOUTARIS & SON (CR)	0.026	---	0.026	01/10/2018	---	---	---	---	---	---	---	---	---	---	---	742.45	0.026	0.026	45101015
1,540,000	0.600	---	---	---	08/08/1994	19/09/2000	5192	J.BOUTARIS & SON (PR)	0.057	---	0.057	01/10/2018	---	---	---	---	---	---	---	---	---	---	---	742.45	0.057	0.057	45101015

Suspension Status

Shares' Notes

Code	Note text
()	- Adjusted dividends.
*	- Last adjusted closing price.
[1]	- Net dividends.
[2]	- The "Date of Last Coupon" for New listings refers to the date company's stocks started to trade in Athex
[3]	- The Company Market Value is referred to the number of outstanding shares
[4]	- Sectors codification can be found in Appendix A
[5]	- The Market Value refers to the total number of shares listed (including their several classes) in the exchange by the company.
[6]	- P/E greater than 100
[7]	- Last view of the Order Book before the end of the trading session
[8]	- All Blocks Methods' Transactions Value are included.
4750	- Transfer to the Under Surveillance Category from 8/4/2011.
4912	- Transfer to the Surveillance Category as of 31/7/2012.
4955	- Transfer to the Surveillance Category as from 5/4/2013.
4957	- Transfer to the Surveillance Category as from 5/4/2013.
4958	- Transfer to the Surveillance Category as from 5/4/2013.
4959	- Transfer to the Surveillance Category as from 5/4/2013.
5093	- Transfer to the Surveillance Category as of 8/4/2015.
5112	- Transfer to the Surveillance Category as of 15/04/2016.
5115	- Transfer to the Surveillance Category as of 15/04/2016.
5141	- Transfer to the Surveillance Category as of 10/05/2017.
5160	- Transfer to the Surveillance Category as of 15/04/2016.
5162	- Transfer to the Under Supervision Category as of 21/12/2009.
5165	- Transfer to the Surveillance Category as of 15/02/2018.
5178	- Transfer to the Surveillance Category as of 11/05/2018.
5179	- Suspension of trading as of 25/05/2018.
5191	- Suspension of trading as of 02/10/2018.
5192	- Suspension of trading as of 02/10/2018.
5193	- Transfer to the Surveillance Category as of 25/10/2018.
5194	- Transfer to the Surveillance Category as of 25/10/2018.
5197	- Transfer to the Surveillance Category as of 07/11/2018.
5205	- Suspension of trading as of 02/05/2019.
5206	- Suspension of trading as of 02/05/2019.
5216	- Suspension of trading as of 01/10/2019.
5232	- Transfer to the Under Surveillance Category from 08/04/2011.
5233	- Suspension of trading as of 13/05/2020.
5241	- Suspension of trading as of 26/06/2020.
5243	- Suspension of trading as of 01/07/2020.
5245	- Transfer to the Surveillance Category as of 09/07/2020.
5246	- Transfer to the Surveillance Category as of 09/07/2020.
5248	- Transfer to the Surveillance Category as of 06/09/20116.
5253	- Transfer to the Surveillance Category as of 14/5/2021.

Securities Blocks Details

Securities	Block Volume	Price	Block Trade Value	Time of approval	Note
ALPHA SERVICES HOLD (CR)	303,419	1.12	338,312.19	11:53:46	20
EUROBANK HOLDINGS (CR)	500,000	0.855	427,500.00	12:38:08	20
OPAP (CR)	50,000	13.38	669,000.00	14:41:27	20
OTE (CR)	50,000	15.65	782,500.00	16:46:27	20
OPAP (CR)	58,516	13.39	783,529.24	16:57:28	20
NATIONAL BANK (CR)	200,000	2.52	504,400.00	17:11:12	20

Blocks Notes

9 - Method 6-1 / Special Fees

10 - Method 6-1 / Special Fees, SDS

14 - Method 6-3 / Settlement, Incomplete Buy and Sell

18 - Method 6-2 / SPOT 1

19 - Method 6-2 / SPOT 2

20 - Method 6-1 and Method 6-1 Same Day Settlement

21 - Other Pre-agreed

Shares Rights Details

Occured date	Exercise from	Exercise until	Trading until	Rights	Price min	Price max	Closing price	Last Bid	Last Ask	Volume	Trades	Transactions Value
--------------	---------------	----------------	---------------	--------	-----------	-----------	---------------	----------	----------	--------	--------	--------------------

No Rights Transactions.

Forced Sales Details

Securities	Category of Security	Transactions Volume	Number of Trades	Transactions Value	Note
------------	----------------------	------------------------	---------------------	-----------------------	------

No Forced Transactions.

Forced Sales Notes

- 1 - Compulsory Public Forced Sales
- 2 - Forced Sales of Fixed Registered Shares
- 3 - Forced Sales of Remaining Fractional Shares

Exchange Traded Funds (ETFs) Characteristics

	Transactions Date (T)	Creation / Redemption	Units (T-1)	New Units (T-1)	Redemption Units (T-1)	Units (T) [1]	Fund Assets [2]	Net Unit Price	Dividend per Unit	Dividend Date
ALPHA ETF FTSE Athex Large Cap	15/10/2021	5,000	882,175	---	---	882,175	19,006,940.00	21.5455	0.71	01/07/2021

ETFs Notes

[1] - Units (T) = Units (T-1) + New Units (T-1) - Redemption Units (T-1)

[2] - The Creation / Redemption Units of T-1 are included.

Non Convertible Corporate Bonds - Regulated Market

Num Listed Bonds	Nominal price	Issue price	Today's Rate	Exp. Date	Duration (years)	Note	Coupon		Trading Unit	Corporate Bonds	Accrued Int.	Yield.T.Mat	Price min	Price max	Closing price	Previous closing price/date	Volume	Transactions Value	Last order		ear min	Year max		
							Common	Preferred											Price	Buy / Sell			Date	
20,148	1,000.00	1,000.00	4.95	26/06/2023	5	---	7	---	1	B&F COMM. & GARM. INDUS. S.A. (Non Convertible)	15.5375	4.2990	---	---	---	99.9000	14/10/2021	---	---	99.0000	B	15/10/2021	92.1501	100.5000
90,000	1,000.00	1,000.00	3.00	11/05/2023	5	---	7	---	1	CORAL A.E. (Non Convertible)	13.4167	1.6940	101.7500	101.7500	101.7500	101.7000	14/10/2021	100,000	103,091.67	101.6000	B	15/10/2021	101.0000	103.7500
120,000	1,000.00	1,000.00	3.95	04/04/2025	7	---	8	---	1	GEK TERNA S.A. (Non Convertible)	1.6458	2.4950	103.3500	103.6000	103.5633	103.5000	14/10/2021	211,000	218,865.87	103.3000	B	15/10/2021	103.1000	105.8000
300,000	1,000.00	1,000.00	2.30	20/07/2028	7	---	1	---	1	PRODEA REIC S.A. (Non Convertible)	5.8139	2.6280	97.9995	98.0500	98.0100	97.6320	14/10/2021	222,000	218,879.15	98.0000	B	15/10/2021	96.1000	99.9400
100,000	1,000.00	1,000.00	2.70	25/05/2026	5	---	1	---	1	COSTAMARE PARTICIPATIONS PLC (Non Convertible)	11.0250	2.5250	100.6000	100.7900	100.6200	100.6360	14/10/2021	17,000	17,292.83	100.3000	B	15/10/2021	100.6200	102.5678
200,000	1,000.00	1,000.00	1.90	23/03/2028	7	---	2	---	1	MOTOR OIL CORINTH REFINERIES SA (Non Convertible)	1.3722	2.0620	98.8000	99.1100	98.9383	98.9000	14/10/2021	282,000	279,393.02	98.8001	B	15/10/2021	98.3121	100.9899
175,000	1,000.00	1,000.00	3.40	26/07/2024	5	---	5	---	1	ATTICA HOLDINGS S.A. (Non Convertible)	8.0278	3.8520	97.9000	98.1000	98.1000	98.1440	14/10/2021	45,000	44,470.35	97.9500	B	15/10/2021	90.0310	99.5000
150,000	1,000.00	1,000.00	2.60	22/10/2026	7	---	4	---	1	TERNA ENERGY FINANCE S.A. (Non Convertible)	13.0000	2.5540	99.5000	100.1000	99.6077	99.5320	14/10/2021	26,000	26,236.00	99.7500	B	15/10/2021	99.4000	103.0000
200,000	1,000.00	1,000.00	3.60	12/03/2026	7	---	6	---	1	AEGEAN AIRLINES S.A. (Non Convertible)	3.6000	3.4400	99.0000	100.2000	99.3545	99.9000	14/10/2021	53,000	52,848.70	99.2200	B	15/10/2021	93.1501	102.0000
200,000	1,000.00	1,000.00	2.10	27/10/2027	7	---	2	---	1	O.P.A.P. S.A. (Non Convertible)	10.2083	1.8190	101.3400	102.5000	101.3400	101.4500	14/10/2021	55,000	56,437.36	101.3400	B	15/10/2021	99.3000	102.8500
320,000	1,000.00	1,000.00	3.40	21/07/2027	7	---	3	---	1	LAMDA DEVELOPMENT S.A. (Non Convertible)	8.5000	2.9720	101.2500	101.5000	101.5000	101.3790	14/10/2021	196,000	200,383.03	100.0001	B	15/10/2021	97.8458	103.3500
500,000	1,000.00	1,000.00	2.75	03/07/2027	7	---	3	---	1	GEK TERNA S.A. (Non Convertible)	8.0972	3.0470	97.9000	98.1500	98.0000	98.0000	14/10/2021	359,000	354,658.29	97.9201	B	15/10/2021	97.8574	99.8900

Corporate Bonds Notes

Transactions Volume = (Pieces) * (Nominal Price). Transactions Value = (Pieces) * (Nominal Price) * (price %) + (Accrued interest).

The price of a Bond is stated as a percentage (%) of Bond's Nominal Price.

Nominal Price in Euros (€), except if it is noted differently.

Government Bonds

Number Listed Bonds	Nominal price	Today's Rate	Accrued Interest Calc	Exp. Date [1]	Duration (years)	Note	Coupons Date	Curr. coupon value	Trading Unit	Government Bonds	Price min	Price max	Closing price	Previous closing price/date	Volume	Transactions Value	Price	Last order Buy / Sell	Date
3,000,000	1,000.00	4.38	Actual/Actual	01/08/2022	5	---	01/08	4.38	1	GGB-FXD-010822-05Y-4.375-1.000	---	---	---	---	---	---	1.0000	B	28/11/2018
4,500,000	1,000.00	1.88	Actual/Actual	04/02/2035	15	---	04/02	1.88	1	GGB-FXD-040235-15Y-1.875-1.000	---	---	---	---	---	---	---	---	---
2,500,000	1,000.00	3.45	Actual/Actual	02/04/2024	5	---	02/04	3.45	1	GGB-FXD-020424-05Y-3.450-1.000	---	---	---	---	---	---	---	---	---
6,000,000	1,000.00	0.75	Actual/Actual	18/06/2031	10	---	18/06	0.75	1	GGB-FXD-180631-10Y-0.750-1.000	---	---	---	---	---	---	---	---	---
4,355,990,324	1.00	3.50	Actual/Actual	30/01/2023	5	---	01/02 - 31/01	3.50	1	GGB-FXD-300123-05Y-3.500-1.00	---	---	---	94.5720 13/07/2018	---	---	1.0000	B	28/11/2018
5,962,747,327	1.00	3.75	Actual/Actual	30/01/2028	10	---	/02 - 01/02 - 31/	3.75	1	GGB-FXD-300128-10Y-3.750-1.00	---	---	---	85.4610 13/07/2018	---	---	1.0000	B	28/11/2018
6,091,218,404	1.00	3.90	Actual/Actual	30/01/2033	15	---	/02 - 01/02 - 31/	3.90	1	GGB-FXD-300133-15Y-3.900-1.00	---	---	---	78.6730 13/07/2018	---	---	1.0000	B	28/11/2018
4,805,399,486	1.00	4.00	Actual/Actual	30/01/2037	19	---	/02 - 01/02 - 31/	4.00	1	GGB-FXD-300137-19Y-4.000-1.00	---	---	---	77.0370 13/07/2018	---	---	1.0000	B	28/11/2018
4,603,713,186	1.00	4.20	Actual/Actual	30/01/2042	24	---	/02 - 01/02 - 31/	4.20	1	GGB-FXD-300142-24Y-4.200-1.00	---	---	---	77.7640 13/07/2018	---	---	1.0000	B	28/11/2018
550,418,123	1.00	4.30	Actual/Actual	24/02/2023	11	---	24/02	4.30	1	GGB-FXD-240223-11Y-2.000-1.00	---	---	---	10.0000 22/06/2015	---	---	10.0000	B	11/07/2019
445,007,576	1.00	4.30	Actual/Actual	24/02/2024	12	---	24/02	4.30	1	GGB-FXD-240224-12Y-2.000-1.00	---	---	---	10.0000 22/06/2015	---	---	---	---	---
423,674,226	1.00	4.30	Actual/Actual	24/02/2025	13	---	24/02	4.30	1	GGB-FXD-240225-13Y-2.000-1.00	---	---	---	10.0000 22/06/2015	---	---	---	---	---
212,292,153	1.00	4.30	Actual/Actual	24/02/2026	14	---	24/02	4.30	1	GGB-FXD-240226-14Y-2.000-1.00	---	---	---	10.0000 22/06/2015	---	---	---	---	---
160,621,352	1.00	4.30	Actual/Actual	24/02/2027	15	---	24/02	4.30	1	GGB-FXD-240227-15Y-2.000-1.00	---	---	---	10.0000 22/06/2015	---	---	---	---	---
183,244,055	1.00	4.30	Actual/Actual	24/02/2028	16	---	24/02	4.30	1	GGB-FXD-240228-16Y-2.000-1.00	---	---	---	10.0000 22/06/2015	---	---	---	---	---
164,802,894	1.00	4.30	Actual/Actual	24/02/2029	17	---	24/02	4.30	1	GGB-FXD-240229-17Y-2.000-1.00	---	---	---	10.0000 22/06/2015	---	---	---	---	---
165,460,943	1.00	4.30	Actual/Actual	24/02/2030	18	---	24/02	4.30	1	GGB-FXD-240230-18Y-2.000-1.00	---	---	---	10.0000 22/06/2015	---	---	---	---	---
129,007,241	1.00	4.30	Actual/Actual	24/02/2031	19	---	24/02	4.30	1	GGB-FXD-240231-19Y-2.000-1.00	---	---	---	10.0000 22/06/2015	---	---	---	---	---
126,192,683	1.00	4.30	Actual/Actual	24/02/2032	20	---	24/02	4.30	1	GGB-FXD-240232-20Y-2.000-1.00	---	---	---	10.0000 22/06/2015	---	---	---	---	---
146,905,168	1.00	4.30	Actual/Actual	24/02/2033	21	---	24/02	4.30	1	GGB-FXD-240233-21Y-2.000-1.00	---	---	---	10.0000 22/06/2015	---	---	---	---	---
154,475,606	1.00	4.30	Actual/Actual	24/02/2034	22	---	24/02	4.30	1	GGB-FXD-240234-22Y-2.000-1.00	---	---	---	10.0000 22/06/2015	---	---	---	---	---
144,429,441	1.00	4.30	Actual/Actual	24/02/2035	23	---	24/02	4.30	1	GGB-FXD-240235-23Y-2.000-1.00	---	---	---	10.0000 22/06/2015	---	---	---	---	---
166,211,676	1.00	4.30	Actual/Actual	24/02/2036	24	---	24/02	4.30	1	GGB-FXD-240236-24Y-2.000-1.00	---	---	---	10.0000 22/06/2015	---	---	---	---	---
145,461,669	1.00	4.30	Actual/Actual	24/02/2037	25	---	24/02	4.30	1	GGB-FXD-240237-25Y-2.000-1.00	---	---	---	10.0000 22/06/2015	---	---	---	---	---
146,941,087	1.00	4.30	Actual/Actual	24/02/2038	26	---	24/02	4.30	1	GGB-FXD-240238-26Y-2.000-1.00	---	---	---	10.0000 22/06/2015	---	---	---	---	---
135,115,612	1.00	4.30	Actual/Actual	24/02/2039	27	---	24/02	4.30	1	GGB-FXD-240239-27Y-2.000-1.00	---	---	---	10.0000 22/06/2015	---	---	---	---	---
141,909,637	1.00	4.30	Actual/Actual	24/02/2040	28	---	24/02	4.30	1	GGB-FXD-240240-28Y-2.000-1.00	---	---	---	10.0000 22/06/2015	---	---	---	---	---
136,788,720	1.00	4.30	Actual/Actual	24/02/2041	29	---	24/02	4.30	1	GGB-FXD-240241-29Y-2.000-1.00	---	---	---	10.0000 22/06/2015	---	---	---	---	---
163,643,410	1.00	4.30	Actual/Actual	24/02/2042	30	---	24/02	4.30	1	GGB-FXD-240242-30Y-2.000-1.00	---	---	---	10.0000 22/06/2015	---	---	---	---	---
4,000,000	1,000.00	3.88	Actual/Actual	12/03/2029	10	---	12/03	3.88	1	GGB-FXD-120329-10Y-3.875-1.000	---	---	---	---	---	---	100.0000	B	15/10/2019
4,500,000	1,000.00	0.00	Actual/Actual	12/02/2026	5	---	12/02	0.00	1	GGB-FXD-120226-05Y-0.000-1.000	---	---	---	---	---	---	---	---	---
3,000,000	1,000.00	3.38	Actual/Actual	15/02/2025	7	---	15/02	3.38	1	GGB-FXD-150225-07Y-3.375-1.000	---	---	---	---	---	---	---	---	---
250,250	1,000.00	2.90	Actual/Actual	20/03/2023	4	---	20/03	2.90	1	GGB-FXD-200323-04Y-2.900-1.000	---	---	---	---	---	---	---	---	---
964,000	1,000.00	3.25	Actual/Actual	20/03/2025	6	---	20/03	3.25	1	GGB-FXD-200325-06Y-3.250-1.000	---	---	---	---	---	---	---	---	---

Government Bonds Notes

Transactions Volume = (Pieces) * (Nominal Price). Transactions Value = (Pieces) * (Nominal Price) * (price %) + (Accrued interest).

The Value of current coupon for the issues with NV 0.01 euro refers to NV 100 euros

FLR: Floating Interest Rate.

[1] - The Expiration Date of the interest bearing period and the Date for coupon payment.

Government Bonds

Number Listed Bonds	Nominal price	Today's Rate	Accrued Interest Calc	Exp. Date [1]	Duration (years)	Note	Coupons Date	Curr. coupon value	Trading Unit	Government Bonds	Price min	Price max	Closing price	Previous closing price/date	Volume	Transactions Value	Price	Last order Buy / Sell	Date
2,100,000	1,000.00	3.55	Actual/Actual	20/03/2026	7	---	20/03	3.55	1	GGB-FXD-200326-07Y-3.550-1.000	---	---	---	---	---	---	---	---	---
40,000	1,000.00	0.11	FLR Actual/360	16/09/2022	1	---	16/03 - 16/09	---	1	GGB-FLT-160922-01Y-0.108-1.000	---	---	---	---	---	---	---	---	---
5,500,000	1,000.00	1.50	Actual/Actual	18/06/2030	10	---	18/06	1.50	1	GGB-FXD-180630-10Y-1.500-1.000	---	---	---	---	---	---	---	---	---
5,364,250	1,000.00	3.25	Actual/Actual	20/03/2050	30	---	20/03	3.25	1	GGB-FXD-200350-30Y-3.250-1.000	---	---	---	---	---	---	---	---	---
2,000,000	1,000.00	2.00	Actual/Actual	22/04/2027	7	---	22/04	2.00	1	GGB-FXD-220427-07Y-2.000-1.000	---	---	---	---	---	---	99.9000	B	22/04/2020
2,500,000	1,000.00	1.88	Actual/Actual	23/07/2026	7	---	23/07	1.88	1	GGB-FXD-230726-07Y-1.875-1.000	---	---	---	---	---	---	---	---	---
3,500,000	1,000.00	1.88	Actual/Actual	24/01/2052	30	---	24/01	1.88	1	GGB-FXD-240152-30Y-1.875-1.000	---	---	---	---	---	---	---	---	---

Government Bonds Notes

Transactions Volume = (Pieces) * (Nominal Price). Transactions Value = (Pieces) * (Nominal Price) * (price %) + (Accrued interest).

The Value of current coupon for the issues with NV 0.01 euro refers to NV 100 euros

FLR: Floating Interest Rate.

[1] - The Expiration Date of the interest bearing period and the Date for coupon payment.

Treasury Bills & Zero Coupon Government Bonds

Issue Date	13-Week Maturity									26-Week Maturity									52-Week Maturity								
	Exp. Date	Initial Rate	Num Listed Bonds	Nominal price	Issue price	Last Trade Price	Last Trade Date	Volume Traded	Note	Exp. Date	Initial Rate	Num Listed Bonds	Nominal price	Issue price	Last Trade Price	Last Trade Date	Volume Traded	Note	Exp. Date	Initial Rate	Num Listed Bonds	Nominal price	Issue price	Last Trade Price	Last Trade Date	Volume Traded	Note
11/12/2020	---	---	---	---	---	---	---	---	---	---	---	---	---	---	---	---	---	---	10/12/2021	-0.26	1,000,000	1,000.00	1,002.60	---	---	---	---
12/03/2021	---	---	---	---	---	---	---	---	---	---	---	---	---	---	---	---	---	---	11/03/2022	-0.22	1,000,000	1,000.00	1,002.24	---	---	---	---
11/06/2021	---	---	---	---	---	---	---	---	---	---	---	---	---	---	---	---	---	---	10/06/2022	-0.31	1,600,000	1,000.00	1,003.10	---	---	---	---
10/09/2021	---	---	---	---	---	---	---	---	---	---	---	---	---	---	---	---	---	---	09/09/2022	-0.31	1,000,000	1,000.00	1,003.14	---	---	---	---

Bonds in Circulation	Currency / Min nominal traded Value	Coupons Payment Date	Current Coupon Value	Note	Coupon	Trading Unit	Issue Date	Duration (years)	Today's Interest	A.I.C in days	Bonds	Last price of previous days		Last Outcry in Cash (euro)		Trades in Pieces	Life min	Life Max	
												Price	Buy / Sell	Price	Buy / Sell				
Corporate Bonds in Foreign Currency and Euro																			
103,746	GBP / 10	01/12	0.25	---	62	1	01/12/1930	98	2.5	360	National Mortgage Bank	2.27	05/02/1996	2.27	S	05/02/1996	---	2.27	2.27
0	GBP / 10	01/12	0.25	---	64	1	01/12/1928	100	2.5	360	National Mortgage Bank	---	---	---	---	---	---	---	---

Government Bonds Notes

A.I.C: Accrued Interest Calculation base.

FLR: Floating Interest Rate.

The minimum tradeable Nominal Value for all Demeterialised Government Titles is 100 Euros.

(μφρ-0)

Athex & ATHEXClear Members List

Member Name				Stock Market			Derivatives Market		ATHEXClear Member	
	Address	Phone	Fax	Market Member	Remote Member	Market Maker	Proprietary	Market Maker	General Clearing	Direct Clearing
A. SARRIS SECURITIES S.A.				a						
6, ΔΡΑΓΑΤΣΑΝΙΟΥ 6 ΑΘΗΝΑ	2103367700									
ΑΕΟΝIC SECURITIES C.I.F. P.L.C.				a	a					
, ΛΑΪΟΥ 6, ΓΡ. 301B, ANNA COURT	35725337600									
ALPHA BANK S.A.									a	
, ΣΤΑΔΙΟΥ 40 ΑΘΗΝΑ	2103260000									
ALPHA FINANCE INVESTMENT SERVICES SINGLE MEMBER SA				a		a	a	a		a
5, ΜΕΡΛΙΝ 5 ΑΘΗΝΑ	2103677400									
ARGUS STOCKBROKERS LTD				a	a		a			
25, 25 ΛΕΩΦΟΡΟΣ ΔΗΜΟΣΘΕΝΗ ΣΕΒΕΡΗ	0035722717000									
ATLANTIC SECURITIES LTD				a	a					
37, ΠΡΟΔΡΟΜΟΥ 37	0035722445400									
AXON SECURITIES S.A.				a			a			
48, ΣΤΑΔΙΟΥ 48 ΑΘΗΝΑ	2103363800									
BETA SECURITIES S.A.				a		a	a			a
29, Α.ΑΛΕΞΑΝΔΡΑΣ 29 ΑΘΗΝΑ	2106478930								a	
BNP PARIBAS SECURITIES SERVICES									a	
2, ΛΑΜΨΑΚΟΥ 2 ΑΘΗΝΑ	2107468500									
BOFA SECURITIES EUROPE SA				a	a					
, 112 AVENUE KL'BER 75116	+33 153655555									
CAPITAL SECURITIES S.A.				a			a			
58, ΜΗΤΡΟΠΟΛΕΩΣ 58 ΑΘΗΝΑ	2103369700									
CFS SECURITIES INVESTMENT SERVICES S.A.				a						
3, ΠΑΠΑΡΡΗΓΟΠΟΥΛΟΥ 3 ΑΘΗΝΑ	2103360800									
CITIGROUP GLOBAL MARKETS EUROPE AG				a	a					
16, REUTERWEG 16 FRANKFURT	+49 691366-0									
CITIGROUP GLOBAL MARKETS LIMITED				a						
1, 33 CANADA SQUARE - CANARY WHARF	+44 02079864000									
CREDIT SUISSE BANK (EUROPE), S.A.				a	a					
, CALLE AYALA 42, 3A PLANTA-B MADRID	+34917916000									
CREDIT SUISSE SECURITIES (EUROPE) LIMITED				a						
1, ONE CABOT SQUARE LONDON	+44 2078888888									
CYCLOS SECURITIES S.A.				a			a			
39, ΠΑΝΕΠΙΣΤΗΜΙΟΥ 39 ΑΘΗΝΑ	2103364300									
DEUTSCHE BANK S.A.					a					
1, GREAT WINCHESTER STREET LONDON	+44 20 754 54209	00441133361437								
DYNAMIC SECURITIES S.A.				a			a			a
, ΤΡΑΛΛΕΩΝ 2 & Α.ΣΥΓΓΡΟΥ 223 ΝΕΑ ΣΜΥΡΝΙ	2103677700									
EUROBANK EQUITIES INVESTMENT FIRM S.A				a		a	a	a		a
, ΦΙΛΕΛΛΗΝΩΝ 10 & ΞΕΝΟΦΩΝΤΟΣ 13 ΑΘΗΝΑ	2103720425									
EUROBANK S.A.									a	
, ΟΘΩΝΟΣ 8 ΑΘΗΝΑ	2103337000									
EUROCORP INVESTMENT SERVICES S.A.				a			a			a
14, ΠΛ.ΦΙΛΙΚΗΣ ΕΤΑΙΡΕΙΑΣ 14 ΑΘΗΝΑ	2107263600									
EUROTRUST INVESTMENT FIRM SA				a						
113, ΣΕΒΑΣΤΟΥΠΟΛΕΩΣ 113 ΑΘΗΝΑ	2103363100									
EUROXX SECURITIES S.A.				a		a	a	a		a
7, ΠΑΛΑΙΟΛΟΓΟΥ ΧΑΛΑΝΔΡΙ	(210)-6879400	(210)-6879401								
7, ΠΑΛΕΟΛΟΓΟΥ ΧΑΛΑΝΔΡΙ	+30 2106879400	210-6879401								
G. A. PERVANAS SECURITIES- INVESTMENT SERVICES S.A.				a						
7-9, ΣΟΦΟΚΛΕΟΥΣ 7-9 ΑΘΗΝΑ	2103727200									
GLOBAL CAPITAL SECURITIES & FINANCIAL SERVICES LTD				a	a					
50, ΛΑΡΧΙΠΕΡΙΣΚΟΠΟΥ ΜΑΚΑΡΙΟΥ Γ50	0035722710710									
HELLENIC AMERICAN SECURITIES S.A.				a		a	a			a
27, ΑΝΔΡΕΑ ΠΑΠΑΝΔΡΕΟΥ 27 ΜΑΡΟΥΣΙ	2103311100									
HELLENIC BANK (INVESTMENTS) LTD					a					
, ΑVE.KYΡΙΑΚΟΥ MATSI 31 - PO BOX 24747 NICOSIA	+357 22500100	357 22500110								
HSBC CONTINENTAL EUROPE									a	
109-111, Α.ΜΕΣΟΓΕΙΩΝ 109-111	2106960000									
INDEX SECURITIES S.A.				a						
6, ΔΡΑΓΑΤΣΑΝΙΟΥ 6 ΑΘΗΝΑ	2103213920									
J. CHR. MAVRIKIS SECURITIES S.A.				a						
5, ΣΟΦΟΚΛΕΟΥΣ 5 ΑΘΗΝΑ	2103216730									

Athex & ATHEXClear Members List

Member Name				Stock Market			Derivatives Market		ATHEXClear Member	
	Address	Phone	Fax	Market Member	Remote Member	Market Maker	Proprietary	Market Maker	General Clearing	Direct Clearing
KAPPA SECURITIES S.A.				a			a			
15, ΒΑΛΛΑΡΙΤΟΥ 15 ΑΘΗΝΑ	2103678600									
KARAMANOF SECURITIES & INVESTMENT SERVICES S.A.				a						
2, ΠΛ.ΑΓ.ΘΕΟΔΩΡΩΝ 2 ΑΘΗΝΑ	2103212947									
LAIKI FINANCIAL SERVICES LTD					a					
26, AVE. VYRONOS NICOSIA	357 22367367	357 22718567								
LEON DEPOLAS SECURITIES S.A.				a		a	a			
1, ΧΡΗΣΤΟΥ ΛΑΔΑ 1 ΑΘΗΝΑ	2103213276 -28									
MEGA EQUITY SECURITIES & FINANCIAL SERVICES PUBLIC LTD				a	a		a			
42-44, ΛΕΩΦ.ΓΡΙΒΑ ΔΙΓΓΕΝΗ 42-44	0035722711711									
MERIT SECURITIES S.A				a		a	a			a
5, ΣΟΦΟΚΛΕΟΥΣ 5 ΑΘΗΝΑ	2103671880									
MERRILL LYNCH INTERNATIONAL				a						
2, 2 KING EDWARD STREET LONDON	+44 20276281000									
N. CHRYSOCHOIDIS SECURITIES S.A.				a			a			a
7-9, ΣΟΦΟΚΛΕΟΥΣ 7-9 ΑΘΗΝΑ	2103213913									
NATIONAL BANK OF GREECE S.A.				a			a		a	
86, ΑΙΟΛΟΥ ΣΤΡ. ΑΘΗΝΑ	(210)-3341000	(210)-3228187								
68, ΑΚΑΔΗΜΙΑΣ ΣΤΡ. ΑΘΗΝΑ	(210)-3328817	(210)-3328678								
NATIONAL SECURITIES S.A.				a		a	a	a		
66, ΛΕΩΦ. ΑΘΗΝΩΝ 128-132 ΑΘΗΝΑ	2103328784									
NUNTIUS BROKERAGE AND INVESTMENT SERVICES S.A				a						
6, ΔΡΑΓΑΤΣΑΝΙΟΥ 6 ΑΘΗΝΑ	2103350599									
ONE PLUS CAPITAL LIMITED				a	a					
, 75 PRODROMOU AVENUE NICOSIA 1307	35722873760									
OPTIMA BANK S.A.				a		a	a	a	a	
32, ΑΙΓΙΑΛΕΙΑΣ 32 & ΠΑΡΑΔΕΙΣΟΥ ΜΑΡΟΥΣΙ	2108173663									
PANTELAKIS SECURITIES S.A.				a		a	a	a		
57, ΕΘΝΙΚΗΣ ΑΝΤΙΣΤΑΣΕΩΣ 57, ΚΤΙΡΙΟ Β CHALANDRI	2106965000									
PEGASUS SECURITIES S.A				a			a			
17, ΒΑΛΛΑΡΙΤΟΥ 17 & ΑΜΕΡΙΚΗΣ ΑΘΗΝΑ	2103670700									
PIRAEUS BANK S.A.				a			a		a	
, ΑΜΕΡΙΚΗΣ 4 ΑΘΗΝΑ	2103335000									
PIRAEUS SECURITIES S. A.				a		a	a	a		a
10, ΣΤΑΔΙΟΥ 10 ΑΘΗΝΑ	2103354100									
PROCHOICE SECURITIES LTD				a	a					
57, ΛΕΩΦ.ΣΠΥΡΟΥ ΚΥΠΡΙΑΝΟΥ 57, ΑΚΙΝΗΤΑ Φ	035724661192									
SHARELINK SECURITIES & FINANCIAL SERVICES LTD				a			a			
6, HOUSE-ΘΕΟΤΟΚΗ 6 ΜΕΓΑΡΟ ΕΛΜΗΝΑ	+357 22554200									
SOCIETE GENERALE S.A.				a	a		a			
, 17 COURS VALMY, CEDEX	+157290504									
SOLIDUS SECURITIES S.A				a			a			a
64, ΛΟΥΙΖΗΣ ΠΙΑΝΚΟΥΡ 64 ΑΘΗΝΑ	2106900600									
ST. EM. LAVRENTAKIS SECURITIES S.A.				a			a			
7-9, ΣΟΦΟΚΛΕΟΥΣ 7-9 ΑΘΗΝΑ	2103213336									
THE CYPRUS INVESTMENT & SECURITIES CORPORATION LTD				a	a					
154, ΛΕΩΦ. ΚΥΡΗΝΕΙΑΣ	0035722121700									
UBS EUROPE SE				a	a					
, OPERNTURM, BOCKENHEIMER LANDSTRASSE 2-4	496921790									
UBS LIMITED					a					
1, FINSBURY AVENUE LONDON	+44 2075687135									

List of Stocks under Market Making operations

Securities	Market Maker	Start Market Making	Stock Category
MLS MULTIMEDIA SA (CR)			Suspension Status
	PIRAEUS SECURITIES S. A.	01/08/2019	
ALPHA ETF FTSE Athex Large Cap			Exchange Traded Funds (ETFs)
	ALPHA FINANCE INVESTMENT SERVICES SINGLE MEMBER SA	02/01/1900	
	NATIONAL SECURITIES S.A.	02/01/1900	
ADMIE (IPTO) HOLDING S.A. (CR)			Main Market
	EUROBANK EQUITIES INVESTMENT FIRM S.A	24/05/2021	
	HELLENIC AMERICAN SECURITIES S.A.	09/03/2020	
	PIRAEUS SECURITIES S. A.	29/06/2017	
AEGEAN AIRLINES (CR)			Main Market
	EUROBANK EQUITIES INVESTMENT FIRM S.A	22/09/2020	
ALPHA SERVICES HOLD (CR)			Main Market
	ALPHA FINANCE INVESTMENT SERVICES SINGLE MEMBER SA	29/02/2016	
	EUROBANK EQUITIES INVESTMENT FIRM S.A	22/10/2006	
	HELLENIC AMERICAN SECURITIES S.A.	25/07/2014	
	LEON DEPOLAS SECURITIES S.A.	04/01/2016	
	MERIT SECURITIES S.A	03/09/2012	
	NATIONAL SECURITIES S.A.	02/01/1900	
	PIRAEUS SECURITIES S. A.	28/05/2009	
ANDROMEDA SA (CR)			Main Market
	BETA SECURITIES S.A.	15/02/2021	
AS COMPANY SA (CR)			Main Market
	EUROBANK EQUITIES INVESTMENT FIRM S.A	01/04/2019	
ATTICA BANK S.A. (CR)			Main Market
	EUROBANK EQUITIES INVESTMENT FIRM S.A	11/11/2019	
	EUROXX SECURITIES S.A.	22/01/2016	
	PIRAEUS SECURITIES S. A.	20/09/2017	
AUTOHELLAS SA (CR)			Main Market
	ALPHA FINANCE INVESTMENT SERVICES SINGLE MEMBER SA	01/07/2019	
	EUROXX SECURITIES S.A.	02/07/2018	
AVAX S.A. (CR)			Main Market
	EUROBANK EQUITIES INVESTMENT FIRM S.A	14/12/2015	
	PIRAEUS SECURITIES S. A.	01/02/2021	
AVE (CR)			Main Market
	EUROXX SECURITIES S.A.	05/06/2020	
BRIQ PROPERTIES (CR)			Main Market
	EUROBANK EQUITIES INVESTMENT FIRM S.A	09/09/2019	
	LEON DEPOLAS SECURITIES S.A.	22/02/2021	
BYTE COMPUTER SA (CR)			Main Market
	MERIT SECURITIES S.A	04/08/2008	
CC HBC AG (CR)			Main Market
	BETA SECURITIES S.A.	08/03/2021	
	NATIONAL SECURITIES S.A.	02/01/1900	
	PIRAEUS SECURITIES S. A.	04/05/2015	
CENERGY HOLDINGS (CB)			Main Market
	ALPHA FINANCE INVESTMENT SERVICES SINGLE MEMBER SA	02/01/2016	
	EUROBANK EQUITIES INVESTMENT FIRM S.A	02/01/2016	
CNL CAPITAL (CR)			Main Market
	MERIT SECURITIES S.A	01/10/2018	
EKTER SA (CR)			Main Market
	EUROBANK EQUITIES INVESTMENT FIRM S.A	16/10/2017	
	LEON DEPOLAS SECURITIES S.A.	21/05/2018	
ELASTRON (CR)			Main Market
	LEON DEPOLAS SECURITIES S.A.	20/02/2017	
ELLAKTOR (CR)			Main Market
	ALPHA FINANCE INVESTMENT SERVICES SINGLE MEMBER SA	18/03/2019	
	EUROBANK EQUITIES INVESTMENT FIRM S.A	01/06/2012	
	EUROXX SECURITIES S.A.	24/09/2018	
	NATIONAL SECURITIES S.A.	02/01/1900	
	PIRAEUS SECURITIES S. A.	22/10/2018	
ELTON SA (CR)			Main Market
	BETA SECURITIES S.A.	03/09/2012	
	LEON DEPOLAS SECURITIES S.A.	01/04/2019	
ELVALHALCOR (CR)			Main Market
	ALPHA FINANCE INVESTMENT SERVICES SINGLE MEMBER SA	07/05/2018	
	EUROBANK EQUITIES INVESTMENT FIRM S.A	07/05/2018	
ELVE SA (CR)			Main Market
	LEON DEPOLAS SECURITIES S.A.	02/11/2020	

List of Stocks under Market Making operations

Securities	Market Maker	Start Market Making	Stock Category
ENTERSOFT (CR)			Main Market
	EUROBANK EQUITIES INVESTMENT FIRM S.A	22/06/2020	
EUROBANK HOLDINGS (CR)			Main Market
	ALPHA FINANCE INVESTMENT SERVICES SINGLE MEMBER SA	09/01/2006	
	EUROBANK EQUITIES INVESTMENT FIRM S.A	01/06/2012	
	HELLENIC AMERICAN SECURITIES S.A.	25/07/2014	
	LEON DEPOLAS SECURITIES S.A.	30/11/2018	
	MERIT SECURITIES S.A	06/11/2017	
	NATIONAL SECURITIES S.A.	02/01/1900	
	PIRAEUS SECURITIES S. A.	28/09/2009	
EUROPEAN RELIANCE INSUR. (CR)			Main Market
	BETA SECURITIES S.A.	27/07/2020	
	PANTELAKIS SECURITIES S.A.	15/07/2019	
EYDAP S.A. (CR)			Main Market
	ALPHA FINANCE INVESTMENT SERVICES SINGLE MEMBER SA	27/01/2020	
	EUROBANK EQUITIES INVESTMENT FIRM S.A	10/06/2019	
FOURLIS (CR)			Main Market
	EUROBANK EQUITIES INVESTMENT FIRM S.A	01/12/2016	
	PIRAEUS SECURITIES S. A.	06/03/2017	
GEK TERNA (CR)			Main Market
	BETA SECURITIES S.A.	08/03/2021	
	EUROBANK EQUITIES INVESTMENT FIRM S.A	24/05/2021	
	PIRAEUS SECURITIES S. A.	29/08/2019	
GR. SARANTIS S.A. (CR)			Main Market
	BETA SECURITIES S.A.	14/05/2012	
	EUROBANK EQUITIES INVESTMENT FIRM S.A	24/10/2016	
HELLENIC EXCHANGES-A.S.E. (CR)			Main Market
	HELLENIC AMERICAN SECURITIES S.A.	01/09/2014	
	NATIONAL SECURITIES S.A.	02/01/1900	
	PIRAEUS SECURITIES S. A.	04/05/2015	
HELLENIC PETROLEUM (CR)			Main Market
	HELLENIC AMERICAN SECURITIES S.A.	14/09/2015	
	PIRAEUS SECURITIES S. A.	20/03/2017	
IDEAL GROUP SA (CR)			Main Market
	EUROBANK EQUITIES INVESTMENT FIRM S.A	07/06/2021	
	PIRAEUS SECURITIES S. A.	07/06/2021	
IKTINOS HELLAS SA (CR)			Main Market
	ALPHA FINANCE INVESTMENT SERVICES SINGLE MEMBER SA	01/04/2019	
	EUROBANK EQUITIES INVESTMENT FIRM S.A	25/02/2019	
	NATIONAL SECURITIES S.A.	02/01/1900	
INTERCONTINENTAL (CR)			Main Market
	LEON DEPOLAS SECURITIES S.A.	03/06/2019	
INTERWOOD-XYLEMPORIA (CR)			Main Market
	EUROBANK EQUITIES INVESTMENT FIRM S.A	05/07/2021	
	PANTELAKIS SECURITIES S.A.	01/07/2021	
INTRAKAT (CR)			Main Market
	BETA SECURITIES S.A.	04/10/2021	
JUMBO SA (CR)			Main Market
	BETA SECURITIES S.A.	01/02/2021	
	EUROBANK EQUITIES INVESTMENT FIRM S.A	25/05/2020	
	MERIT SECURITIES S.A	06/11/2017	
	PIRAEUS SECURITIES S. A.	06/03/2017	
KARAMOLEGOS SA (CR)			Main Market
	EUROXX SECURITIES S.A.	04/10/2019	
KLOUKINAS - LAPPAS SA (CR)			Main Market
	BETA SECURITIES S.A.	22/09/2014	
KRI-KRI S.A. (CR)			Main Market
	EUROBANK EQUITIES INVESTMENT FIRM S.A	07/05/2018	
	LEON DEPOLAS SECURITIES S.A.	16/01/2017	
LAMDA DEVELOPMENT SA (CR)			Main Market
	EUROBANK EQUITIES INVESTMENT FIRM S.A	08/12/2014	
	PANTELAKIS SECURITIES S.A.	06/11/2017	
	PIRAEUS SECURITIES S. A.	29/06/2017	
LAMPSPA HOTEL SA (CR)			Main Market
	LEON DEPOLAS SECURITIES S.A.	16/01/2017	
MARFIN INVESTMENT GROUP (CR)			Main Market
	EUROBANK EQUITIES INVESTMENT FIRM S.A	23/03/2015	
	PIRAEUS SECURITIES S. A.	02/02/2009	

List of Stocks under Market Making operations

Securities	Stock Category
Market Maker	Start Market Making
MOTOR OIL (CR)	Main Market
BETA SECURITIES S.A.	08/03/2021
EUROBANK EQUITIES INVESTMENT FIRM S.A	22/10/2006
LEON DEPOLAS SECURITIES S.A.	01/04/2019
MERIT SECURITIES S.A	25/02/2019
NATIONAL SECURITIES S.A.	02/01/1900
PIRAEUS SECURITIES S. A.	04/05/2015
MYTILINEOS (CR)	Main Market
ALPHA FINANCE INVESTMENT SERVICES SINGLE MEMBER SA	15/04/2019
EUROBANK EQUITIES INVESTMENT FIRM S.A	20/09/2017
MERIT SECURITIES S.A	25/02/2019
NATIONAL SECURITIES S.A.	02/01/1900
PIRAEUS SECURITIES S. A.	04/05/2015
NATIONAL BANK (CR)	Main Market
ALPHA FINANCE INVESTMENT SERVICES SINGLE MEMBER SA	09/01/2006
BETA SECURITIES S.A.	01/02/2021
EUROBANK EQUITIES INVESTMENT FIRM S.A	22/10/2006
HELLENIC AMERICAN SECURITIES S.A.	25/07/2014
LEON DEPOLAS SECURITIES S.A.	20/05/2015
MERIT SECURITIES S.A	03/09/2012
NATIONAL SECURITIES S.A.	02/01/1900
PIRAEUS SECURITIES S. A.	08/09/2008
OPAP (CR)	Main Market
ALPHA FINANCE INVESTMENT SERVICES SINGLE MEMBER SA	09/01/2006
EUROBANK EQUITIES INVESTMENT FIRM S.A	22/10/2006
HELLENIC AMERICAN SECURITIES S.A.	25/07/2014
MERIT SECURITIES S.A	20/03/2017
NATIONAL SECURITIES S.A.	02/01/1900
PIRAEUS SECURITIES S. A.	04/05/2015
OTE (CR)	Main Market
ALPHA FINANCE INVESTMENT SERVICES SINGLE MEMBER SA	09/01/2006
EUROBANK EQUITIES INVESTMENT FIRM S.A	22/10/2006
HELLENIC AMERICAN SECURITIES S.A.	25/07/2014
LEON DEPOLAS SECURITIES S.A.	20/04/2015
MERIT SECURITIES S.A	20/03/2017
NATIONAL SECURITIES S.A.	02/01/1900
PIRAEUS SECURITIES S. A.	08/09/2008
P.P.A. S.A. (CR)	Main Market
EUROBANK EQUITIES INVESTMENT FIRM S.A	06/02/2019
PAPOUTSANIS (CR)	Main Market
ALPHA FINANCE INVESTMENT SERVICES SINGLE MEMBER SA	19/11/2018
BETA SECURITIES S.A.	25/11/2013
PETROPOULOS PETROS (CR)	Main Market
EUROBANK EQUITIES INVESTMENT FIRM S.A	01/04/2019
PANTELAKIS SECURITIES S.A.	16/03/2020
PIRAEUS FINANCIAL HOLD (CR)	Main Market
ALPHA FINANCE INVESTMENT SERVICES SINGLE MEMBER SA	15/04/2019
EUROBANK EQUITIES INVESTMENT FIRM S.A	22/10/2006
EUROXX SECURITIES S.A.	15/02/2016
HELLENIC AMERICAN SECURITIES S.A.	25/07/2014
LEON DEPOLAS SECURITIES S.A.	30/11/2018
MERIT SECURITIES S.A	16/09/2013
NATIONAL SECURITIES S.A.	02/01/1900
PIRAEUS SECURITIES S. A.	16/02/2009
PLAISIO COMPUTERS SA (CR)	Main Market
EUROBANK EQUITIES INVESTMENT FIRM S.A	02/03/2015
PPC (CR)	Main Market
ALPHA FINANCE INVESTMENT SERVICES SINGLE MEMBER SA	09/01/2006
BETA SECURITIES S.A.	01/02/2021
EUROBANK EQUITIES INVESTMENT FIRM S.A	22/10/2006
HELLENIC AMERICAN SECURITIES S.A.	01/09/2014
MERIT SECURITIES S.A	06/11/2017
NATIONAL SECURITIES S.A.	02/01/1900
PIRAEUS SECURITIES S. A.	28/09/2009
PREMIA (CR)	Main Market
BETA SECURITIES S.A.	01/06/2021
PROFILE SA (CR)	Main Market
PANTELAKIS SECURITIES S.A.	01/07/2019

List of Stocks under Market Making operations

Securities	Market Maker	Start Market Making	Stock Category
QUEST HOLDINGS (CR)			
	BETA SECURITIES S.A.	26/03/2018	Main Market
	EUROBANK EQUITIES INVESTMENT FIRM S.A	28/01/2019	
TERNA ENERGY (CR)			
	BETA SECURITIES S.A.	08/03/2021	Main Market
	EUROBANK EQUITIES INVESTMENT FIRM S.A	24/05/2021	
	PIRAEUS SECURITIES S. A.	09/12/2019	
THRACE PLASTICS SA (CR)			
	ALPHA FINANCE INVESTMENT SERVICES SINGLE MEMBER SA	26/03/2018	Main Market
	EUROBANK EQUITIES INVESTMENT FIRM S.A	26/03/2018	
TITAN CEMENT (CB)			
	BETA SECURITIES S.A.	01/02/2021	Main Market
	EUROBANK EQUITIES INVESTMENT FIRM S.A	06/11/2019	
	PIRAEUS SECURITIES S. A.	18/01/2021	
TZIRAKIAN PROFIL (CR)			
	LEON DEPOLAS SECURITIES S.A.	19/07/2021	Main Market
UNIBIOS (CR)			
	LEON DEPOLAS SECURITIES S.A.	01/02/2021	Main Market
VIOHALCO SA/NV (CB)			
	ALPHA FINANCE INVESTMENT SERVICES SINGLE MEMBER SA	11/03/2008	Main Market
	EUROBANK EQUITIES INVESTMENT FIRM S.A	04/03/2014	
	MERIT SECURITIES S.A	17/03/2014	

Underlying Asset				Derivatives Market													
Price max	Price min	Closing price	change	Delivery Month	Open price	Price max	Price min	Last price	Closing price	Last Bid	Last Ask	Fixing price*	Life high	Life low	Trades	Volume	Open Interest
FTSE/Athex Large Cap				(Trade Unit: 1 Index Point x 2€, Cash Settlement)													
2,163.63	2,148.53	2,163.62	0.70%	October 2021	2,159.75	2,159.75	2,148.25	2,153.75	2,153.75	---	---	---	2,224.00	---	74	586	1,619
				November 2021	2,155.00	2,164.50	2,142.00	2,163.50	2,163.50	---	---	---	2,195.75	---	214	1,112	2,485
				December 2021	2,156.00	2,156.00	2,156.00	2,156.00	2,156.00	---	---	---	2,158.00	---	1	1	47
				March 2022	---	---	---	---	2,167.00	---	---	---	---	---	---	---	---
				June 2022	---	---	---	---	2,178.00	---	---	---	---	---	---	---	---
				September 2022	---	---	---	---	2,188.75	---	---	---	---	---	---	---	---
FTSE/Athex Banks				(Trade Unit: 1 Index Point x 15€, Cash Settlement)													
570.35	557.55	570.35	2.30%	December 2021	570.00	570.00	570.00	570.00	570.00	---	---	---	570.00	---	2	2	8
				March 2022	---	---	---	---	562.25	---	---	---	---	---	---	---	---
				June 2022	---	---	---	---	565.25	---	---	---	---	---	---	---	---
				September 2022	---	---	---	---	568.00	---	---	---	---	---	---	---	---

Derivatives notes

Fixing prices and final open positions can be retrieved from the following path <http://www.helex.gr/el/web/guest/statistics-end-of-day-derivatives>

Underlying Asset				Derivatives Market													
Price max	Price min	Closing price	change	Delivery Month	Open price	Price max	Price min	Last price	Closing price	Last Bid	Last Ask	Fixing price*	Life high	Life low	Trades	Volume	Open Interest
ADMIE (IPTO) HOLDING S.A. (CR)				(Contract Size: 100 Securities, Physical Delivery)													
2.545	2.475	2.5	1.01%	December 2021	2.49	2.54	2.49	2.52	2.52	---	---	---	2.63	---	17	74	7,133
				March 2022	---	---	---	---	2.50	---	---	---	---	---	---	---	---
				June 2022	---	---	---	---	2.51	---	---	---	---	---	---	---	---
				September 2022	---	---	---	---	2.52	---	---	---	---	---	---	---	---
ALPHA SERVICES HOLD (CR)				(Contract Size: 100 Securities, Physical Delivery)													
1.1275	1.1095	1.1275	2.50%	December 2021	1.11	1.13	1.11	1.12	1.12	---	---	---	1.18	---	171	3,730	57,361
				March 2022	---	---	---	---	1.11	---	---	---	---	---	---	---	---
				June 2022	---	---	---	---	1.12	---	---	---	---	---	---	---	---
				September 2022	---	---	---	---	1.12	---	---	---	---	---	---	---	---
ATTICA BANK S.A. (CR)				(Contract Size: 2 Securities, Physical Delivery)													
3.9	3.815	3.855	-1.03%	December 2021	---	---	---	---	2.52	---	---	---	3.82	---	---	---	81
				March 2022	---	---	---	---	3.93	---	---	---	---	---	---	---	---
				June 2022	---	---	---	---	3.95	---	---	---	---	---	---	---	---
				September 2022	---	---	---	---	3.97	---	---	---	---	---	---	---	---
CC HBC AG (CR)				(Contract Size: 100 Securities, Physical Delivery)													
30.03	29.68	29.75	-0.83%	December 2021	29.41	29.95	29.41	29.95	29.95	---	---	---	30.12	---	7	12	163
				March 2022	---	---	---	---	30.26	---	---	---	---	---	---	---	---
				June 2022	---	---	---	---	30.41	---	---	---	---	---	---	---	---
				September 2022	---	---	---	---	30.56	---	---	---	---	---	---	---	---
CENERGY HOLDINGS (CB)				(Contract Size: 100 Securities, Physical Delivery)													
2.59	2.525	2.59	0.78%	December 2021	2.55	2.58	2.53	2.58	2.58	---	---	---	2.78	---	40	394	11,832
				March 2022	---	---	---	---	2.59	---	---	---	---	---	---	---	---
				June 2022	---	---	---	---	2.61	---	---	---	---	---	---	---	---
				September 2022	---	---	---	---	2.62	---	---	---	---	---	---	---	---
ELLAKTOR (CR)				(Contract Size: 100 Securities, Physical Delivery)													
1.447	1.4	1.435	3.02%	December 2021	1.42	1.45	1.41	1.43	1.43	---	---	---	1.60	---	73	981	9,047
				March 2022	1.43	1.43	1.43	1.43	1.43	---	---	---	1.54	---	1	5	20
				June 2022	---	---	---	---	1.41	---	---	---	---	---	---	---	---
				September 2022	---	---	---	---	1.42	---	---	---	---	---	---	---	---
EUROBANK HOLDINGS (CR)				(Contract Size: 100 Securities, Physical Delivery)													
0.8696	0.8502	0.8696	1.95%	December 2021	0.853	0.870	0.850	0.870	0.870	---	---	---	0.870	---	125	2,046	30,024
				March 2022	---	---	---	---	0.860	---	---	---	---	---	---	---	---
				June 2022	---	---	---	---	0.865	---	---	---	---	---	---	---	---
				September 2022	---	---	---	---	0.869	---	---	---	---	---	---	---	---

Derivatives notes

Fixing prices and final open positions can be retrieved from the following path <http://www.helex.gr/el/web/guest/statistics-end-of-day-derivatives>

Underlying Asset				Derivatives Market													
Price max	Price min	Closing price	change	Delivery Month	Open price	Price max	Price min	Last price	Closing price	Last Bid	Last Ask	Fixing price*	Life high	Life low	Trades	Volume	Open Interest
EYDAP S.A. (CR)				(Contract Size: 103 Securities, Physical Delivery)													
7.66	7.57	7.61	0.53%	December 2021	7.47	7.66	7.47	7.66	7.66	---	---	---	7.96	---	4	7	829
				March 2022	---	---	---	---	7.64	---	---	---	---	---	---	---	---
				June 2022	---	---	---	---	7.67	---	---	---	---	---	---	---	---
				September 2022	---	---	---	---	7.71	---	---	---	---	---	---	---	---
FOURLIS (CR)				(Contract Size: 100 Securities, Physical Delivery)													
4.065	4	4.05	1.25%	December 2021	4.08	4.09	4.06	4.08	4.08	---	---	---	4.48	---	29	117	3,015
				March 2022	---	---	---	---	4.03	---	---	---	---	---	---	---	---
				June 2022	---	---	---	---	4.05	---	---	---	---	---	---	---	---
				September 2022	---	---	---	---	4.07	---	---	---	---	---	---	---	---
GEK TERNA (CR)				(Contract Size: 100 Securities, Physical Delivery)													
9.78	9.53	9.73	1.67%	December 2021	9.61	9.78	9.54	9.73	9.73	---	---	---	10.00	---	48	227	8,220
				March 2022	---	---	---	---	9.65	---	---	---	---	---	---	---	---
				June 2022	---	---	---	---	9.70	---	---	---	---	---	---	---	---
				September 2022	---	---	---	---	9.75	---	---	---	---	---	---	---	---
HELLENIC EXCHANGES-A.S.E. (CR)				(Contract Size: 100 Securities, Physical Delivery)													
3.73	3.7	3.7	0.00%	December 2021	3.72	3.75	3.70	3.73	3.73	---	---	---	3.86	---	7	13	1,571
				March 2022	---	---	---	---	3.73	---	---	---	---	---	---	---	---
				June 2022	---	---	---	---	3.75	---	---	---	---	---	---	---	---
				September 2022	---	---	---	---	3.77	---	---	---	---	---	---	---	---
HELLENIC PETROLEUM (CR)				(Contract Size: 100 Securities, Physical Delivery)													
6.15	6.02	6.14	0.66%	December 2021	6.05	6.18	6.05	6.14	6.14	---	---	---	6.26	---	29	57	2,303
				March 2022	---	---	---	---	6.15	---	---	---	---	---	---	---	---
				June 2022	---	---	---	---	6.18	---	---	---	---	---	---	---	---
				September 2022	---	---	---	---	6.21	---	---	---	---	---	---	---	---
INTRACOM HOLDINGS (CR)				(Contract Size: 100 Securities, Physical Delivery)													
2.05	1.978	1.992	-0.90%	December 2021	2.01	2.04	1.98	1.99	1.99	---	---	---	2.57	---	196	770	6,211
				March 2022	---	---	---	---	2.03	---	---	---	---	---	---	---	---
				June 2022	---	---	---	---	2.04	---	---	---	---	---	---	---	---
				September 2022	---	---	---	---	2.05	---	---	---	---	---	---	---	---
JUMBO SA (CR)				(Contract Size: 100 Securities, Physical Delivery)													
13.89	13.29	13.42	-3.03%	December 2021	13.66	13.72	13.30	13.42	13.42	---	---	---	14.24	---	69	183	1,621
				March 2022	---	---	---	---	13.96	---	---	---	---	---	---	---	---
				June 2022	---	---	---	---	14.03	---	---	---	---	---	---	---	---
				September 2022	---	---	---	---	14.10	---	---	---	---	---	---	---	---

Derivatives notes

Fixing prices and final open positions can be retrieved from the following path <http://www.helex.gr/el/web/guest/statistics-end-of-day-derivatives>

Underlying Asset				Derivatives Market													
Price max	Price min	Closing price	change	Delivery Month	Open price	Price max	Price min	Last price	Closing price	Last Bid	Last Ask	Fixing price*	Life high	Life low	Trades	Volume	Open Interest
LAMDA DEVELOPMENT SA (CR)				(Contract Size: 100 Securities, Physical Delivery)													
7.58	7.465	7.5	0.40%	December 2021	7.50	7.60	7.49	7.50	7.50	---	---	---	8.45	---	24	77	5,403
				March 2022	---	---	---	---	7.53	---	---	---	---	---	---	---	---
				June 2022	---	---	---	---	7.57	---	---	---	---	---	---	---	---
				September 2022	---	---	---	---	7.61	---	---	---	---	---	---	---	---
MARFIN INVESTMENT GROUP (CR)				(Contract Size: 100 Securities, Physical Delivery)													
0.0298	0.0292	0.0292	0.00%	December 2021	0.029	0.029	0.029	0.029	0.029	---	---	---	0.037	---	5	26	23,195
				March 2022	---	---	---	---	0.029	---	---	---	---	---	---	---	---
				June 2022	---	---	---	---	0.030	---	---	---	---	---	---	---	---
				September 2022	---	---	---	---	0.030	---	---	---	---	---	---	---	---
MOTOR OIL (CR)				(Contract Size: 100 Securities, Physical Delivery)													
14.62	14.23	14.59	2.82%	December 2021	14.06	14.49	14.06	14.49	14.49	---	---	---	14.49	---	26	135	2,927
				March 2022	---	---	---	---	14.31	---	---	---	---	---	---	---	---
				June 2022	---	---	---	---	14.38	---	---	---	---	---	---	---	---
				September 2022	---	---	---	---	14.46	---	---	---	---	---	---	---	---
MYTILINEOS (CR)				(Contract Size: 100 Securities, Physical Delivery)													
14.97	14.79	14.9	0.13%	December 2021	14.98	15.01	14.84	14.95	14.95	---	---	---	16.62	---	29	120	6,660
				March 2022	---	---	---	---	15.01	---	---	---	---	---	---	---	---
				June 2022	---	---	---	---	15.08	---	---	---	---	---	---	---	---
				September 2022	---	---	---	---	15.16	---	---	---	---	---	---	---	---
NATIONAL BANK (CR)				(Contract Size: 100 Securities, Physical Delivery)													
2.564	2.488	2.56	3.23%	December 2021	2.50	2.57	2.49	2.56	2.56	---	---	---	2.66	---	301	6,224	28,299
				March 2022	---	---	---	---	2.50	---	---	---	---	---	---	---	---
				June 2022	---	---	---	---	2.51	---	---	---	---	---	---	---	---
				September 2022	---	---	---	---	2.53	---	---	---	---	---	---	---	---
OPAP (CR)				(Contract Size: 100 Securities, Physical Delivery)													
13.5	13.36	13.5	0.75%	December 2021	13.33	13.45	13.33	13.42	13.42	---	---	---	13.72	---	5	23	1,131
				March 2022	---	---	---	---	13.52	---	---	---	---	---	---	---	---
				June 2022	---	---	---	---	13.58	---	---	---	---	---	---	---	---
				September 2022	---	---	---	---	13.65	---	---	---	---	---	---	---	---
OTE (CR)				(Contract Size: 100 Securities, Physical Delivery)													
15.815	15.58	15.605	-0.80%	December 2021	15.61	15.61	15.42	15.44	15.44	---	---	---	16.44	---	42	305	1,155
				March 2022	---	---	---	---	15.87	---	---	---	---	---	---	---	---
				June 2022	---	---	---	---	15.94	---	---	---	---	---	---	---	---
				September 2022	---	---	---	---	16.02	---	---	---	---	---	---	---	---

Derivatives notes

Fixing prices and final open positions can be retrieved from the following path <http://www.helex.gr/el/web/guest/statistics-end-of-day-derivatives>

Underlying Asset				Derivatives Market													
Price max	Price min	Closing price	change	Delivery Month	Open price	Price max	Price min	Last price	Closing price	Last Bid	Last Ask	Fixing price*	Life high	Life low	Trades	Volume	Open Interest
P.P.A. S.A. (CR)				(Contract Size: 100 Securities, Physical Delivery)													
19	18.72	18.8	0.11%	December 2021	---	---	---	---	19.37	---	---	---	19.81	---	---	---	430
				March 2022	---	---	---	---	18.94	---	---	---	---	---	---	---	---
				June 2022	---	---	---	---	19.04	---	---	---	---	---	---	---	---
				September 2022	---	---	---	---	19.13	---	---	---	---	---	---	---	---
PIRAEUS FINANCIAL HOLD (CR)				(Contract Size: 100 Securities, Physical Delivery)													
1.438	1.421	1.438	1.13%	December 2021	1.41	1.44	1.40	1.44	1.44	---	---	---	1.79	---	15	76	23,282
				March 2022	---	---	---	---	1.43	---	---	---	---	---	---	---	---
				June 2022	---	---	---	---	1.44	---	---	---	---	---	---	---	---
				September 2022	---	---	---	---	1.45	---	---	---	---	---	---	---	---
PPC (CR)				(Contract Size: 100 Securities, Physical Delivery)													
8.995	8.82	8.99	1.01%	December 2021	8.86	9.01	8.85	9.01	9.01	---	---	---	10.97	---	104	505	14,950
				March 2022	---	---	---	---	8.98	---	---	---	---	---	---	---	---
				June 2022	---	---	---	---	9.02	---	---	---	---	---	---	---	---
				September 2022	---	---	---	---	9.07	---	---	---	---	---	---	---	---
TERNA ENERGY (CR)				(Contract Size: 100 Securities, Physical Delivery)													
11.56	11.36	11.5	1.77%	December 2021	11.43	11.57	11.43	11.57	11.57	---	---	---	12.39	---	10	15	1,910
				March 2022	---	---	---	---	11.40	---	---	---	---	---	---	---	---
				June 2022	---	---	---	---	11.45	---	---	---	---	---	---	---	---
				September 2022	---	---	---	---	11.51	---	---	---	---	---	---	---	---
TITAN CEMENT (CB)				(Contract Size: 100 Securities, Physical Delivery)													
15.22	15	15.1	0.67%	December 2021	15.05	15.15	15.05	15.12	15.12	---	---	---	16.40	---	6	14	1,149
				March 2022	---	---	---	---	15.13	---	---	---	---	---	---	---	---
				June 2022	---	---	---	---	15.21	---	---	---	---	---	---	---	---
				September 2022	---	---	---	---	15.28	---	---	---	---	---	---	---	---
VIOHALCO SA/NV (CB)				(Contract Size: 100 Securities, Physical Delivery)													
4.465	4.385	4.465	1.02%	December 2021	4.42	4.46	4.41	4.42	4.42	---	---	---	4.90	---	16	44	7,636
				March 2022	---	---	---	---	4.46	---	---	---	---	---	---	---	---
				June 2022	---	---	---	---	4.48	---	---	---	---	---	---	---	---
				September 2022	---	---	---	---	4.50	---	---	---	---	---	---	---	---

Derivatives notes

Fixing prices and final open positions can be retrieved from the following path <http://www.helex.gr/el/web/guest/statistics-end-of-day-derivatives>

FTSE/Athex Large Cap

(Trade Unit: 1 Index Point x 2€ - Exercise Style: European, Cash Settlement)

Call Options														Put Options																			
Exercise Price	October 2021							November 2021							Other Months		October 2021							November 2021							Other Months		Exercise Price
	Open price	Price max	Price min	Last price	Closing price	Volume	Open Interest	Open price	Price max	Price min	Last price	Closing price	Volume	Open Interest	Volume	Open Interest	Open price	Price max	Price min	Last price	Closing price	Volume	Open Interest	Open price	Price max	Price min	Last price	Closing price	Volume	Open Interest	Volume	Open Interest	
1,650	-	-	-	-	-	-	-	-	-	-	-	-	-	-	-	-	-	-	-	-	-	-	-	-	-	-	-	-	-	-	-	-	1,650
1,675	-	-	-	-	-	-	-	-	-	-	-	-	-	-	-	-	-	-	-	-	-	-	-	-	-	-	-	-	-	-	-	-	1,675
1,700	-	-	-	-	-	-	-	-	-	-	-	-	-	-	-	-	-	-	-	-	-	-	-	-	-	-	-	-	-	-	-	-	1,700
1,725	-	-	-	-	-	-	-	-	-	-	-	-	-	-	-	-	-	-	-	-	-	-	-	-	-	-	-	-	-	-	-	-	1,725
1,750	-	-	-	-	-	-	-	-	-	-	-	-	-	-	-	-	-	-	-	-	-	-	-	-	-	-	-	-	-	-	-	-	1,750
1,775	-	-	-	-	-	-	-	-	-	-	-	-	-	-	-	-	-	-	-	-	-	-	-	-	-	-	-	-	-	-	-	-	1,775
1,800	-	-	-	-	-	-	-	-	-	-	-	-	-	-	-	-	-	-	-	-	-	-	-	-	-	-	-	-	-	-	-	-	1,800
1,825	-	-	-	-	-	-	-	-	-	-	-	-	-	-	-	-	-	-	-	-	-	-	-	-	-	-	-	-	-	-	-	-	1,825
1,850	-	-	-	-	-	-	-	-	-	-	-	-	-	-	-	-	-	-	-	-	-	-	-	-	-	-	-	-	-	-	-	-	1,850
1,875	0.00	0.00	0.00	-	-	-	-	-	-	-	-	-	-	-	-	-	0.00	0.00	0.00	-	1,876.00	-	-	-	-	-	-	-	-	-	-	-	1,875
1,900	0.00	0.00	0.00	-	-	-	-	-	-	-	-	-	-	-	-	-	0.00	0.00	0.00	-	1,901.00	-	1	-	-	-	-	-	-	-	-	-	1,900
1,925	0.00	0.00	0.00	-	-	-	-	0.00	0.00	0.00	-	227.00	-	-	-	0.00	0.00	0.00	-	1,926.00	-	-	0.00	0.00	0.00	-	2.40	-	-	-	-	1,925	
1,950	0.00	0.00	0.00	-	-	-	-	0.00	0.00	0.00	-	203.00	-	-	-	0.00	0.00	0.00	-	1,951.00	-	-	0.00	0.00	0.00	-	3.80	-	-	-	-	1,950	
1,975	0.00	0.00	0.00	-	-	-	-	0.00	0.00	0.00	-	180.00	-	-	-	0.00	0.00	0.00	-	1,976.00	-	15	0.00	0.00	0.00	-	5.90	-	-	-	-	1,975	
2,000	0.00	0.00	0.00	-	-	-	-	0.00	0.00	0.00	-	158.00	-	-	-	0.00	0.00	0.00	-	2,001.00	-	21	0.00	0.00	0.00	-	8.90	-	26	-	-	2,000	
2,050	0.00	0.00	0.00	-	-	-	20	0.00	0.00	0.00	-	118.00	-	20	-	0.00	0.00	0.00	-	2,051.00	-	65	0.00	0.00	0.00	-	18.25	-	80	-	-	2,050	
2,100	0.00	0.00	0.00	-	-	-	21	90.00	92.00	90.00	92.00	92.00	15	30	-	0.00	0.00	0.00	-	2,101.00	-	111	29.50	30.75	29.50	30.75	30.75	40	40	-	-	2,100	
2,150	9.50	9.50	9.50	9.50	-	20	149	53.00	54.00	53.00	54.00	54.00	21	80	-	0.00	9.50	0.00	-	2,151.00	-	236	48.00	50.50	48.00	50.50	50.50	50	60	-	-	2,150	
2,200	0.00	0.00	0.00	-	-	-	93	29.25	29.25	29.25	29.25	29.25	20	150	-	0.00	0.00	0.00	-	2,201.00	-	20	79.50	79.50	79.50	79.50	79.50	20	180	-	-	2,200	
2,250	0.00	0.00	0.00	-	-	-	88	0.00	0.00	0.00	-	20.00	-	60	-	0.00	0.00	0.00	-	2,251.00	-	60	0.00	0.00	0.00	-	120.00	-	60	-	-	2,250	
2,300	0.00	0.00	0.00	-	-	-	45	0.00	0.00	0.00	-	11.00	-	-	-	0.00	0.00	0.00	-	2,301.00	-	20	0.00	0.00	0.00	-	161.00	-	-	-	-	2,300	
2,350	0.00	0.00	0.00	-	-	-	-	0.00	0.00	0.00	-	5.60	-	1	-	0.00	0.00	0.00	-	2,351.00	-	-	0.00	0.00	0.00	-	205.00	-	-	-	-	2,350	
2,400	0.00	0.00	0.00	-	-	-	-	0.00	0.00	0.00	-	2.70	-	-	-	0.00	0.00	0.00	-	2,401.00	-	-	0.00	0.00	0.00	-	252.00	-	-	-	-	2,400	
2,450	0.00	0.00	0.00	-	-	-	-	0.00	0.00	0.00	-	1.20	-	-	-	0.00	0.00	0.00	-	2,451.00	-	-	0.00	0.00	0.00	-	301.00	-	-	-	-	2,450	
2,500	0.00	0.00	0.00	-	-	-	-	0.00	0.00	0.00	-	0.49	-	-	-	0.00	0.00	0.00	-	2,501.00	-	-	0.00	0.00	0.00	-	350.00	-	-	-	-	2,500	
Totals:						20	416					56	341	0	0						0	549					110	446	0	0			
Number of Trades:							1						5		0							0					6			0			

ALPHA SERVICES HOLD (CR)

(Contract Size: 100 Securities, Exercise Style: American, Physical Delivery)

Call Options														Put Options																				
Exercise Price	October 2021						November 2021						Other Months		October 2021						November 2021						Other Months		Exercise Price					
	Open price	Price max	Price min	Last price	Closing price	Volume	Open Interest	Open price	Price max	Price min	Last price	Closing price	Volume	Open Interest	Volume	Open Interest	Open price	Price max	Price min	Last price	Closing price	Volume	Open Interest	Open price	Price max	Price min	Last price	Closing price		Volume	Open Interest	Volume	Open Interest	
0.450						-	-						-	-									-	-										0.005
0.500						-	-						-	-									-	-										0.005
0.550						-	-						-	-									-	-										0.006
0.600						-	-						-	-									-	-										0.006
0.650						-	-						-	-									-	-										0.007
0.700						-	-						-	-									-	-										0.007
0.750	0.000	0.000	0.000			-	-						-	-			0.000	0.000	0.000				1.75	-	-									0.008
0.800	0.000	0.000	0.000			-	-	0.000	0.000	0.000		0.302	-	-			0.000	0.000	0.000				1.80	-	-	0.000	0.000	0.000		0.001	-	-		0.008
0.850	0.000	0.000	0.000			-	-	0.000	0.000	0.000		0.254	-	-			0.000	0.000	0.000				1.85	-	-	0.000	0.000	0.000		0.002	-	-		0.009
0.900	0.000	0.000	0.000			-	-	0.000	0.000	0.000		0.208	-	-			0.000	0.000	0.000				1.90	-	-	0.000	0.000	0.000		0.006	-	-		0.009
0.950	0.000	0.000	0.000			-	-	0.000	0.000	0.000		0.165	-	-			0.000	0.000	0.000				1.95	-	-	0.000	0.000	0.000		0.013	-	-		0.010
1.000	0.000	0.000	0.000			-	-	0.000	0.000	0.000		0.126	-	-			0.000	0.000	0.000				2.00	-	-	0.000	0.000	0.000		0.024	-	-		0.010
1.100	0.000	0.000	0.000			-	-	0.000	0.000	0.000		0.066	-	-			0.000	0.000	0.000				2.10	-	-	0.000	0.000	0.000		0.064	-	-		0.011
1.200	0.000	0.000	0.000			-	-	0.000	0.000	0.000		0.030	-	-			0.000	0.000	0.000				2.20	-	-	0.000	0.000	0.000		0.128	-	-		0.012
1.300	0.000	0.000	0.000			-	-	0.000	0.000	0.000		0.012	-	-			0.000	0.000	0.000				2.30	-	-	0.000	0.000	0.000		0.210	-	-		0.013
1.400	0.000	0.000	0.000			-	-	0.000	0.000	0.000		0.004	-	-			0.000	0.000	0.000				2.40	-	-	0.000	0.000	0.000		0.303	-	-		0.014
1.500	0.000	0.000	0.000			-	-	0.000	0.000	0.000		0.001	-	-			0.000	0.000	0.000				2.50	-	-	0.000	0.000	0.000		0.400	-	-		0.015
1.600	0.000	0.000	0.000			-	-	0.000	0.000	0.000		0.001	-	-			0.000	0.000	0.000				2.60	-	-	0.000	0.000	0.000		0.500	-	-		0.016
1.700	0.000	0.000	0.000			-	-	0.000	0.000	0.000		0.001	-	-			0.000	0.000	0.000				2.70	-	-	0.000	0.000	0.000		0.600	-	-		0.017
1.800						-	-					-	-										-	-										0.018
Totals:						0	0					0	0		0	0						0	0											
Number of Trades:						0						0		0									0.00											

NATIONAL BANK (CR)

(Contract Size: 100 Securities, Exercise Style: American, Physical Delivery)

Call Options														Put Options																		
October 2021							November 2021							Other Months		October 2021							November 2021							Other Months		Exercise Price
Open price	Price max	Price min	Last price	Closing price	Volume	Open Interest	Open price	Price max	Price min	Last price	Closing price	Volume	Open Interest	Volume	Open Interest	Open price	Price max	Price min	Last price	Closing price	Volume	Open Interest	Open price	Price max	Price min	Last price	Closing price	Volume	Open Interest	Volume	Open Interest	
1.300					-	-						-	-									-	-									0.013
1.400					-	-						-	-									-	-									0.014
1.500					-	-						-	-									-	-									0.015
1.600	0.000	0.000	0.000		-	-	0.000	0.000	0.000		0.883	-	-			0.000	0.000	0.000		2.60	-	-	0.000	0.000	0.000		0.001	-	-		0.016	
1.700	0.000	0.000	0.000		-	-	0.000	0.000	0.000		0.784	-	-			0.000	0.000	0.000		2.70	-	-	0.000	0.000	0.000		0.001	-	-		0.017	
1.800	0.000	0.000	0.000		-	-	0.000	0.000	0.000		0.685	-	-			0.000	0.000	0.000		2.80	-	-	0.000	0.000	0.000		0.001	-	-		0.018	
1.900	0.000	0.000	0.000		-	-	0.000	0.000	0.000		0.587	-	-			0.000	0.000	0.000		2.90	-	-	0.000	0.000	0.000		0.003	-	-		0.019	
2.000	0.000	0.000	0.000		-	-	0.000	0.000	0.000		0.492	-	-			0.000	0.000	0.000		3.00	-	-	0.000	0.000	0.000		0.008	-	-		0.020	
2.200	0.000	0.000	0.000		-	-	0.000	0.000	0.000		0.319	-	-			0.000	0.000	0.000		3.20	-	-	0.000	0.000	0.000		0.035	-	-		0.022	
2.400	0.000	0.000	0.000		-	3	0.000	0.000	0.000		0.184	-	-			0.000	0.000	0.000		3.40	-	2	0.000	0.000	0.000		0.099	-	-		0.024	
2.600	0.000	0.000	0.000		-	-	0.120	0.120	0.120	0.120	0.120	150	200			0.000	0.000	0.000		3.60	-	-	0.000	0.000	0.000		0.208	-	-		0.026	
2.800	0.000	0.000	0.000		-	-	0.000	0.000	0.000		0.041	-	-			0.000	0.000	0.000		3.80	-	-	0.000	0.000	0.000		0.356	-	-		0.028	
3.000	0.000	0.000	0.000		-	-	0.000	0.000	0.000		0.016	-	-			0.000	0.000	0.000		4.00	-	-	0.000	0.000	0.000		0.532	-	-		0.030	
3.200	0.000	0.000	0.000		-	-	0.000	0.000	0.000		0.006	-	-			0.000	0.000	0.000		4.20	-	-	0.000	0.000	0.000		0.723	-	-		0.032	
3.400	0.000	0.000	0.000		-	-	0.000	0.000	0.000		0.002	-	-			0.000	0.000	0.000		4.40	-	-	0.000	0.000	0.000		0.920	-	-		0.034	
3.600	0.000	0.000	0.000		-	-	0.000	0.000	0.000		0.001	-	-			0.000	0.000	0.000		4.60	-	-	0.000	0.000	0.000		1.12	-	-		0.036	
3.800					-	-						-	-									-	-								0.038	
Totals:					0	3						150	200		0	0					0	2					0	0	0	300		
Number of Trades:					0							2		0								0.00					0		0			

OPAP (CR)

(Contract Size: 100 Securities, Exercise Style: American, Physical Delivery)

Call Options														Put Options																						
October 2021							November 2021							Other Months		October 2021							November 2021							Other Months						
Exercise Price	Open price	Price max	Price min	Last price	Closing price	Volume	Open Interest	Open price	Price max	Price min	Last price	Closing price	Volume	Open Interest	Volume	Open Interest	Open price	Price max	Price min	Last price	Closing price	Volume	Open Interest	Open price	Price max	Price min	Last price	Closing price	Volume	Open Interest	Volume	Open Interest	Exercise Price			
8.000						-	-																											0.080		
8.400	0.000	0.000	0.000			-	-										0.000	0.000	0.000		9.40	-	-											0.084		
8.800	0.000	0.000	0.000			-	-	0.000	0.000	0.000		4.62	-	-			0.000	0.000	0.000		9.80	-	-	0.000	0.000	0.000		0.001	-	-			0.088			
9.200	0.000	0.000	0.000			-	-	0.000	0.000	0.000		4.22	-	-			0.000	0.000	0.000		10.20	-	-	0.000	0.000	0.000		0.001	-	-			0.092			
9.600	0.000	0.000	0.000			-	-	0.000	0.000	0.000		3.82	-	-			0.000	0.000	0.000		10.60	-	-	0.000	0.000	0.000		0.001	-	-			0.096			
10.000	0.000	0.000	0.000			-	-	0.000	0.000	0.000		3.42	-	-			0.000	0.000	0.000		11.00	-	-	0.000	0.000	0.000		0.001	-	-			0.100			
11.000	0.000	0.000	0.000			-	-	0.000	0.000	0.000		2.42	-	-			0.000	0.000	0.000		12.00	-	30	0.000	0.000	0.000		0.003	-	-			0.110			
12.000	0.000	0.000	0.000			-	5	0.000	0.000	0.000		1.47	-	-			0.000	0.000	0.000		13.00	-	-	0.000	0.000	0.000		0.044	-	-			0.120			
13.000	0.000	0.000	0.000			-	-	0.000	0.000	0.000		0.686	-	5			0.000	0.000	0.000		14.00	-	-	0.000	0.000	0.000		0.261	-	-			0.130			
14.000	0.000	0.000	0.000			-	5	0.000	0.000	0.000		0.226	-	20			0.000	0.000	0.000		15.00	-	-	0.000	0.000	0.000		0.802	-	-			0.140			
15.000	0.000	0.000	0.000			-	-	0.000	0.000	0.000		0.051	-	5			0.000	0.000	0.000		16.00	-	-	0.000	0.000	0.000		1.63	-	-			0.150			
16.000	0.000	0.000	0.000			-	-	0.000	0.000	0.000		0.008	-	-			0.000	0.000	0.000		17.00	-	-	0.000	0.000	0.000		2.60	-	-			0.160			
17.000	0.000	0.000	0.000			-	-	0.000	0.000	0.000		0.001	-	-			0.000	0.000	0.000		18.00	-	-	0.000	0.000	0.000		3.60	-	-			0.170			
18.000	0.000	0.000	0.000			-	-	0.000	0.000	0.000		0.001	-	-			0.000	0.000	0.000		19.00	-	-	0.000	0.000	0.000		4.60	-	-			0.180			
19.000	0.000	0.000	0.000			-	-	0.000	0.000	0.000		0.001	-	-			0.000	0.000	0.000		20.00	-	-	0.000	0.000	0.000		5.60	-	-			0.190			
Totals:						0	10						0	30	0	0									0	30							0	50	0	0
Number of Trades:						0							0		0	0									0.00								0		0	

OTE (CR)

(Contract Size: 100 Securities, Exercise Style: American, Physical Delivery)

Call Options															Put Options																			
October 2021							November 2021							Other Months	October 2021							November 2021							Other Months	Exercise Price				
Open price	Price max	Price min	Last price	Closing price	Volume	Open Interest	Open price	Price max	Price min	Last price	Closing price	Volume	Open Interest	Volume	Open Interest	Open price	Price max	Price min	Last price	Closing price	Volume	Open Interest	Open price	Price max	Price min	Last price	Closing price	Volume	Open Interest		Volume	Open Interest		
8.800					-	-							-	-																		0.088		
9.200					-	-							-	-																		0.092		
9.600	0.000	0.000	0.000		-	-							-	-		0.000	0.000	0.000		10.60											0.096			
10.000	0.000	0.000	0.000		-	-							-	-		0.000	0.000	0.000		11.00											0.100			
11.000	0.000	0.000	0.000		-	-	0.000	0.000	0.000		4.75		-	-		0.000	0.000	0.000		12.00			0.000	0.000	0.000		0.001		-	-	0.110			
12.000	0.000	0.000	0.000		-	-	0.000	0.000	0.000		3.75		-	-		0.000	0.000	0.000		13.00			0.000	0.000	0.000		0.001		-	-	0.120			
13.000	0.000	0.000	0.000		-	-	0.000	0.000	0.000		2.76		-	-		0.000	0.000	0.000		14.00			0.000	0.000	0.000		0.003		-	-	0.130			
14.000	0.000	0.000	0.000		-	-	0.000	0.000	0.000		1.79		-	-		0.000	0.000	0.000		15.00			0.000	0.000	0.000		0.036		-	-	0.140			
15.000	0.000	0.000	0.000		-	-	0.000	0.000	0.000		0.961		-	-		0.000	0.000	0.000		16.00		21	0.000	0.000	0.000		0.202		-	-	0.150			
16.000	0.065	0.065	0.065	0.065		5	10	0.000	0.000	0.000		0.398		-	-		0.000	0.000	0.000		17.00		10	0.000	0.000	0.000		0.639		-	-	0.160		
17.000	0.000	0.000	0.000		-	10	0.000	0.000	0.000		0.123		-	-		0.000	0.000	0.000		18.00			0.000	0.000	0.000		1.37		-	-	0.170			
18.000	0.047	0.047	0.047	0.047		5	40	0.000	0.000	0.000		0.026		-	-		0.000	0.000	0.000		19.00		25	0.000	0.000	0.000		2.28		-	-	0.180		
19.000	0.000	0.000	0.000		-	-	0.000	0.000	0.000		0.004		-	-		0.000	0.000	0.000		20.00			0.000	0.000	0.000		3.27		-	-	0.190			
20.000	0.000	0.000	0.000		-	-	0.000	0.000	0.000		0.001		-	-		0.000	0.000	0.000		21.00			0.000	0.000	0.000		4.27		-	-	0.200			
22.000	0.000	0.000	0.000		-	-	0.000	0.000	0.000		0.001		-	-		0.000	0.000	0.000		23.00			0.000	0.000	0.000		6.27		-	-	0.220			
24.000	0.000	0.000	0.000		-	-	0.000	0.000	0.000		0.001		-	-		0.000	0.000	0.000		25.00			0.000	0.000	0.000		8.27		-	-	0.240			
Totals:					10	60						0	0		0	0						10	56							0	0		0	0
Number of Trades:					2							0			0							0.00								0			0	

PIRAEUS FINANCIAL HOLD (CR)

(Contract Size: 100 Securities, Exercise Style: American, Physical Delivery)

Call Options																Put Options																		
October 2021						November 2021						Other Months				October 2021					November 2021					Other Months								
Exercise Price	Open price	Price max	Price min	Last price	Closing price	Volume	Open Interest	Open price	Price max	Price min	Last price	Closing price	Volume	Open Interest	Volume	Open Interest	Open price	Price max	Price min	Last price	Closing price	Volume	Open Interest	Open price	Price max	Price min	Last price	Closing price	Volume	Open Interest	Volume	Open Interest	Exercise Price	
0.150						-	-																											0.002
0.200						-	-																											0.002
0.250						-	-																											0.003
0.300						-	-																											0.003
0.350						-	-																											0.004
0.400						-	-																											0.004
0.450						-	-																											0.005
0.500						-	-																											0.005
0.550						-	-																											0.006
0.600						-	-																											0.006
0.650						-	-																											0.007
0.700						-	-																											0.007
0.750						-	-																											0.008
0.800						-	-																											0.008
0.850						-	-																											0.009
0.900	0.000	0.000	0.000			-	-	0.000	0.000	0.000		0.522	-	-			0.000	0.000	0.000		1.90	-	-	0.000	0.000	0.000	0.002	-	-				0.009	
0.950	0.000	0.000	0.000			-	-	0.000	0.000	0.000		0.472	-	-			0.000	0.000	0.000		1.95	-	-	0.000	0.000	0.000	0.001	-	-				0.010	
1.000	0.000	0.000	0.000			-	-	0.000	0.000	0.000		0.422	-	-			0.000	0.000	0.000		2.00	-	-	0.000	0.000	0.000	0.001	-	-				0.010	
1.100	0.000	0.000	0.000			-	-	0.000	0.000	0.000		0.324	-	-			0.000	0.000	0.000		2.10	-	-	0.000	0.000	0.000	0.001	-	-				0.011	
1.200	0.000	0.000	0.000			-	-	0.000	0.000	0.000		0.230	-	-			0.000	0.000	0.000		2.20	-	-	0.000	0.000	0.000	0.008	-	-				0.012	
1.300	0.000	0.000	0.000			-	-	0.000	0.000	0.000		0.148	-	-			0.000	0.000	0.000		2.30	-	-	0.000	0.000	0.000	0.026	-	-				0.013	
1.400	0.000	0.000	0.000			-	-	0.000	0.000	0.000		0.085	-	-			0.000	0.000	0.000		2.40	-	-	0.000	0.000	0.000	0.062	-	-				0.014	
1.500	0.000	0.000	0.000			-	-	0.000	0.000	0.000		0.043	-	-			0.000	0.000	0.000		2.50	-	-	0.000	0.000	0.000	0.121	-	-				0.015	
1.600	0.000	0.000	0.000			-	-	0.000	0.000	0.000		0.019	-	-			0.000	0.000	0.000		2.60	-	-	0.000	0.000	0.000	0.197	-	-				0.016	
1.700	0.000	0.000	0.000			-	-	0.000	0.000	0.000		0.008	-	-			0.000	0.000	0.000		2.70	-	-	0.000	0.000	0.000	0.285	-	-				0.017	
1.800	0.000	0.000	0.000			-	-	0.000	0.000	0.000		0.003	-	-			0.000	0.000	0.000		2.80	-	-	0.000	0.000	0.000	0.381	-	-				0.018	
1.900	0.000	0.000	0.000			-	-	0.000	0.000	0.000		0.001	-	-			0.000	0.000	0.000		2.90	-	-	0.000	0.000	0.000	0.480	-	-				0.019	
2.000	0.000	0.000	0.000			-	-										0.000	0.000	0.000		3.00	-	-									0.020		
2.200						-	-																											0.022
2.400						-	-																											0.024
2.600						-	-																											0.026
2.800						-	-																											0.028
3.000						-	-																											0.030
3.200						-	-																											0.032
3.400						-	-																											0.034
3.600						-	-																											0.036

PIRAEUS FINANCIAL HOLD (CR)

(Contract Size: 100 Securities, Exercise Style: American, Physical Delivery)

Call Options																Put Options																	
October 2021								November 2021								Other Months				October 2021					November 2021					Other Months			
Exercise Price	Open price	Price max	Price min	Last price	Closing price	Volume	Open Interest	Open price	Price max	Price min	Last price	Closing price	Volume	Open Interest	Volume	Open Interest	Open price	Price max	Price min	Last price	Closing price	Volume	Open Interest	Open price	Price max	Price min	Last price	Closing price	Volume	Open Interest	Volume	Open Interest	Exercise Price
3.800						-	-							-	-																		0.038
4.000						-	-							-	-																		0.040
4.400						-	-							-	-																		0.044
4.800						-	-							-	-																		0.048
5.200						-	-							-	-																		0.052
5.600						-	-							-	-																		0.056
6.000						-	-							-	-																		0.060
6.400						-	-							-	-																		0.064
6.800						-	-							-	-																		0.068
Totals:						0	0						0	0	0	0						0	0										
Number of Trades:						0							0		0								0.00								0		

PPC (CR)

(Contract Size: 100 Securities, Exercise Style: American, Physical Delivery)

Call Options														Put Options																					
October 2021							November 2021							Other Months		October 2021							November 2021							Other Months					
Exercise Price	Open price	Price max	Price min	Last price	Closing price	Volume	Open Interest	Open price	Price max	Price min	Last price	Closing price	Volume	Open Interest	Volume	Open Interest	Open price	Price max	Price min	Last price	Closing price	Volume	Open Interest	Open price	Price max	Price min	Last price	Closing price	Volume	Open Interest	Volume	Open Interest	Exercise Price		
4.800						-	-																										0.048		
5.200						-	-																										0.052		
5.600						-	-																										0.056		
6.000	0.000	0.000	0.000			-	-	0.000	0.000	0.000		2.91	-	-			0.000	0.000	0.000		7.00	-	-	0.000	0.000	0.000	0.001	-	-			0.060			
6.400	0.000	0.000	0.000			-	-	0.000	0.000	0.000		2.52	-	-			0.000	0.000	0.000		7.40	-	-	0.000	0.000	0.000	0.003	-	-			0.064			
6.800	0.000	0.000	0.000			-	-	0.000	0.000	0.000		2.12	-	-			0.000	0.000	0.000		7.80	-	-	0.000	0.000	0.000	0.011	-	-			0.068			
7.200	0.000	0.000	0.000			-	-	0.000	0.000	0.000		1.75	-	-			0.000	0.000	0.000		8.20	-	-	0.000	0.000	0.000	0.031	-	-			0.072			
7.600	0.000	0.000	0.000			-	-	0.000	0.000	0.000		1.39	-	-			0.000	0.000	0.000		8.60	-	-	0.000	0.000	0.000	0.072	-	-			0.076			
8.000	0.855	0.905	0.845	0.905		80	61	0.000	0.000	0.000		1.07	-	-			0.000	0.000	0.000		9.00	-	5	0.000	0.000	0.000	0.151	-	-			0.080			
8.400	0.455	0.455	0.455	0.455		10	15	0.000	0.000	0.000		0.788	-	6			0.000	0.000	0.000		9.40	-	5	0.000	0.000	0.000	0.272	-	-			0.084			
8.800	0.075	0.110	0.075	0.090		140	140	0.000	0.000	0.000		0.558	-	86			0.000	0.000	0.000		9.80	-	10	0.000	0.000	0.000	0.441	-	-			0.088			
9.200	0.000	0.000	0.000			-	10	0.390	0.390	0.390	0.390	0.390	1	38			0.000	0.000	0.000		10.20	-	5	0.000	0.000	0.000	0.662	-	-			0.092			
9.600	0.000	0.000	0.000			-	275	0.000	0.000	0.000		0.246	-	21			0.000	0.000	0.000		10.60	-	120	0.000	0.000	0.000	0.930	-	-			0.096			
10.000	0.000	0.000	0.000			-	126	0.000	0.000	0.000		0.154	-	35			0.000	0.000	0.000		11.00	-	32	0.000	0.000	0.000	1.24	-	-			0.100			
11.000	0.000	0.000	0.000			-	79	0.000	0.000	0.000		0.041	-	13			0.000	0.000	0.000		12.00	-	20	0.000	0.000	0.000	2.13	-	-			0.110			
12.000	0.000	0.000	0.000			-	11	0.000	0.000	0.000		0.009	-	-			0.000	0.000	0.000		13.00	-	-	0.000	0.000	0.000	3.10	-	-			0.120			
13.000	0.000	0.000	0.000			-	-	0.000	0.000	0.000		0.002	-	-			0.000	0.000	0.000		14.00	-	-	0.000	0.000	0.000	4.10	-	-			0.130			
14.000	0.000	0.000	0.000			-	-	0.000	0.000	0.000		0.001	-	-			0.000	0.000	0.000		15.00	-	-	0.000	0.000	0.000	5.10	-	-			0.140			
15.000	0.000	0.000	0.000			-	-	0.000	0.000	0.000		0.001	-	-			0.000	0.000	0.000		16.00	-	-	0.000	0.000	0.000	6.10	-	-			0.150			
Totals:						230	717						1	199	0	0							230	197							0	127	0	0	
Number of Trades:						22							1		0								0.00									0		0	

Lending Products	Underlying Title	Multilateral Transactions[1]					Bilateral Transactions[2]		Stock Borrowing through OTC (volume)[3]	
		Open Interest[5]	Volume(Offered)	Average Weighted	Transactions volume	Average Weighted	Transactions Volume	Average Weighted	Transactions Volume	
ADMIEBOR	ADMIE (IPTO) HOLDING S.A. (CR)	59,000	---	---	---	---	---	---	90,042	
AEGNBOR	AEGEAN AIRLINES (CR)	9,578	---	---	---	---	---	---	26,619	
ALPHABOR	ALPHA SERVICES HOLD (CR)	---	---	---	---	---	---	---	58,746,117	
ALMYBOR	ALUMIL (CR)	---	---	---	---	---	---	---	---	
TATTBOR	ATTICA BANK S.A. (CR)	---	---	---	---	---	---	---	4	
EEEBOR	CC HBC AG (CR)	3,989	---	---	---	---	---	---	70,546	
CENERBOR	CENERGY HOLDINGS (CB)	---	---	---	---	---	---	---	---	
ELLAKTORBOR	ELLAKTOR (CR)	6,922	---	---	---	---	---	---	6,870	
EUROBBOR	EUROBANK HOLDINGS (CR)	505,078	---	---	---	---	---	---	51,041,773	
EYDAPBOR	EYDAP S.A. (CR)	2,400	---	---	---	---	---	---	222,781	
FFGRPBOR	FOLLI FOLLIE (CR)	---	---	---	---	---	---	---	900,530	
FOYRKBOR	FOURLIS (CR)	---	---	---	---	---	---	---	22,250	
GEKTERNABOR	GEK TERNA (CR)	---	---	---	---	---	---	---	11,393	
SARBOR	GR. SARANTIS S.A. (CR)	---	---	---	---	---	---	---	1,390	
EXAEBOR	HELLENIC EXCHANGES-A.S.E. (CR)	3,000	---	---	---	---	---	---	152,047	
ELPEBOR	HELLENIC PETROLEUM (CR)	15,500	---	---	---	---	---	---	69,601	
INTRKBOR	INTRACOM HOLDINGS (CR)	---	---	---	---	---	---	---	---	
BELABOR	JUMBO SA (CR)	14,500	---	---	---	---	---	---	221,696	
LAMDABOR	LAMDA DEVELOPMENT SA (CR)	---	---	---	---	---	---	---	6,201	
MIGBOR	MARFIN INVESTMENT GROUP (CR)	---	---	---	---	---	---	---	844,474	
MOHBOR	MOTOR OIL (CR)	24,601	---	---	---	---	---	---	355,008	
MYTILBOR	MYTILINEOS (CR)	1,000	---	---	---	---	---	---	56,295	
ETEBOR	NATIONAL BANK (CR)	4,891	---	---	---	---	---	---	7,223,440	
OPAPBOR	OPAP (CR)	117,482	---	---	---	---	---	---	1,319,594	
HTOBOR	OTE (CR)	51,585	---	---	---	---	---	---	1,268,072	
PPABOR	P.P.A. S.A. (CR)	1,964	---	---	---	---	---	---	10,401	
TPEIRBOR	PIRAEUS FINANCIAL HOLD (CR)	5,000	---	---	---	---	---	---	4,583,188	
PLAISBOR	PLAISIO COMPUTERS SA (CR)	---	---	---	---	---	---	---	100	
PPCBOR	PPC (CR)	3,000	---	---	---	---	---	---	1,412,797	
QUALBOR	QUALITY & RELIABILITY SA (CR)	---	---	---	---	---	---	---	---	
TENERGYBOR	TERNA ENERGY (CR)	---	---	---	---	---	---	---	12,892	

Stock Lending Notes

[1] - Multilateral contracts Lending or Borrowing as per Methods 8-1, 8-2 and 8-3-3 (According to ATHEX BoD Resolution No.17)

[2] - Bilateral Contracts Lending or Borrowing as per Methods 8-3-1 and 8-3-2 (According to ATHEX BoD Resolution No.20)

[3] - The information concerning OTC Stock Borrowing Transactions is based on the statements of the Dematerialised Securities System (DSS) operators involved and refers to volumes that have been registered up until the previous working day.

[4] - Average Price (Volume weighted)

[5] - The Data concerning Open Interest before the start of trading session

Lending Products	Underlying Title	Open Interest[5]	Multilateral Transactions[1]				Bilateral Transactions[2]		Stock Borrowing through OTC (volume)[3]	
			Volume(Offered)	Average Weighted	Transactions volume	Average Weighted	Transactions Volume	Average Weighted	Transactions Volume	
TITCBOR	TITAN CEMENT (CB)	8,000	---	---	---	---	---	---	227,584	
VIOBOR	VIOHALCO SA/IV (CB)	16,447	---	---	---	---	---	---	---	

Stock Lending Notes

[1] - Multilateral contracts Lending or Borrowing as per Methods 8-1, 8-2 and 8-3-3 (According to ATHEX BoD Resolution No.17)

[2] - Bilateral Contracts Lending or Borrowing as per Methods 8-3-1 and 8-3-2 (According to ATHEX BoD Resolution No.20)

[3] - The information concerning OTC Stock Borrowing Transactions is based on the statements of the Dematerialised Securities System (DSS) operators involved and refers to volumes that have been registered up until the previous working day.

[4] - Average Price (Volume weighted)

[5] - The Data concerning Open Interest before the start of trading session

Sectors codification for listed companies

12003-	ETF	10101010	Computer Services
10101015	Software	10102030	Computer Hardware
15101010	Telecommunications Equipment	15102015	Telecommunications Services
20101010	Health Care Facilities	20101025	Health Care Services
20102010	Medical Equipment	20103015	Pharmaceuticals
30101010	Banks	30202000	Diversified Financial Services
30202010	Asset Managers & Custodians	30202015	Investment Services
30302010	Full Line Insurance	30302015	Insurance Brokers
30302025	Property and Casualty Insurance	35101010	Real Estate Holding and Development
35101015	Real Estate Services	35102000	Diversified REITs
35102030	Office REITs	40201040	Rental & Leasing Services: Consumer
40202010	Home Construction	40202015	Household Furnishings
40202020	Household Appliance	40203040	Electronic Entertainment
40203045	Toys	40204020	Clothing & Accessories
40301010	Entertainment	40301030	Publishing
40301035	Radio & TV Broadcasters	40401010	Diversified Retailers
40401020	Apparel Retailers	40401025	Home Improvement Retailers
40401030	Specialty Retailers	40501010	Airlines
40501015	Travel & Tourism	40501020	Casinos & Gambling
40501025	Hotels & Motels	45101015	Distillers & Vintners
45101020	Soft Drinks	45102010	Farming Fishing Ranching & Plantations
45102020	Food Products	45103010	Tobacco
45201010	Food Retailers & Wholesalers	45201020	Personal Products
50101010	Construction	50101030	Cement
50101035	Building Materials: Other	50202010	Electrical Components
50203000	Diversified Industrials	50203015	Plastics
50203030	Containers & Packaging	50204000	Machinery: Industrial
50204020	Machinery: Construction & Handling	50205010	Industrial Suppliers
50205020	Back Office Support HR & Consulting	50205030	Forms & Bulk Printing Services
50206015	Commercial Vehicles & Parts	50206030	Marine Transportation
50206060	Transportation Services	55101000	Diversified Materials
55101020	Textile Products	55102000	General Mining
55102010	Iron & Steel	55102015	Metal Fabricating
55102035	Aluminum	60101000	Integrated Oil & Gas
60101020	Oil Refining and Marketing	65101010	Alternative Electricity
65101015	Conventional Electricity	65102030	Water



ATHEX
Athens Stock Exchange

Λεωφ. Αθηνών 110 104 42 Αθήνα
110, Athinon Ave. GR 104 42 Athens
tel. (+30)210-33.66.800, fax (+30)210-33.66.101
www.athexgroup.gr