

21

Ημερήσιο Δελτίο  
Συναλλακτικής Δραστηριότητας

Daily Official List  
of Trading Activity

Monday, 11 October, 2021  
Year: 142 Trading Day No: 192



**ATHEXGROUP**  
Athens Exchange Group

**Disclaimer:**

Hellenic Exchanges-Athens Stock Exchange S.A endeavours to ensure that the data and other material ("Information") presented on the Daily Official List are accurate and complete, but it is not liable for any errors or omissions of data or /and for the accuracy, credibility, updating and completeness of the aforesaid information nor it has any liability arising directly or indirectly from the use of the above Information.

The Company is not liable for the accuracy of the data included in listed companies' announcements. Only the sender of such an announcement is fully and solely liable for any infringement of third party's rights from the content of such announcement. All contents of the Daily Official List are provided only for information purposes and do not constitute investment advice or solicitation to invest in securities or other products listed for trading on the Exchange.

You acknowledge and agree that the Company is the owner of any property rights related to any Information appearing on the Daily Official List including intellectual property rights copyright, trademarks, etc.

The above data are a property of the Hellenic Exchanges-Athens Exchange and are copyright protected. Users are forbidden to reproduce, modify, copy, sale, transmit or redistribute, by all reproduction means and methods, part or the whole of the above data, without reference to their source.

The commercial exploitation of these data is, also, forbidden by third parties. Hellenic Exchanges-Athens Exchange does not carry any responsibility, direct or indirect, derived from usage or accidental alteration of the above data when used by third parties.

---

**Hellenic Exchanges – Athens Stock Exchange S.A.**

110 Athinon Ave., 10442 Athens, Tel: (210) 33.66.800, Fax: (210) 32.13.938

[www.athexgroup.gr](http://www.athexgroup.gr)

---

**Thessalonica Stock Exchange Center (T.S.E.C)**

16-18 Katouni Str., Thessalonica 546 25 Tel: (2310) 567.667, Fax: (2310) 530.545

**Athex Members Guarantee Fund**

14-16 Fidiou Str., Athens 106 78, Tel: (210) 33.04.682, Fax: (210) 33.04.155

**Hellenic Republic Capital Market Commission**

1 Kolokotroni Str. & 1 Stadiou Str., Athens 10562 Tel: (210) 33.77.100 Fax: (210) 33.77.173

---

**Table of Contents**

---

**Section 1: Statistical Figures of Securities, Derivatives and Lending**

Summary of Markets

Athex Indices

Analytic Figures for Athex Market's Boards and Categories

Trading Details by Athex Sectors and Financial Instruments (ETFs)

Top 10 best &amp; worst performing Shares

Derivatives Summary

**Section 2: Analytic Figures of Shares Transactions**

Analytic Figures of Shares Transactions

Shares' Notes

**Section 3: Figures of Securities Transactions**

Securities Blocks Details

Shares Rights Details

Stock Borrowing

Forced Sales Details

Forced Sales Registered Shares

Exchange Traded Funds (ETFs) Characteristics

**Section 5: Bonds traded in Fixed Income Assets Market**

Convertible Corporate Bonds - Regulated Market

Non Convertible Corporate Bonds - Regulated Market

Government Bonds

Treasury Bills &amp; Zero Coupon Government Bonds

Government Bonds Traded with the Open Outcry Method

State Banks Bonds

**Section 6: Additional Infos**

Athex &amp; ATHEXClear Members List

List of Stocks under Market Making operations

**Section 7: Derivatives Market Analytic Figures**

Index Futures

Stock Futures

Index Options

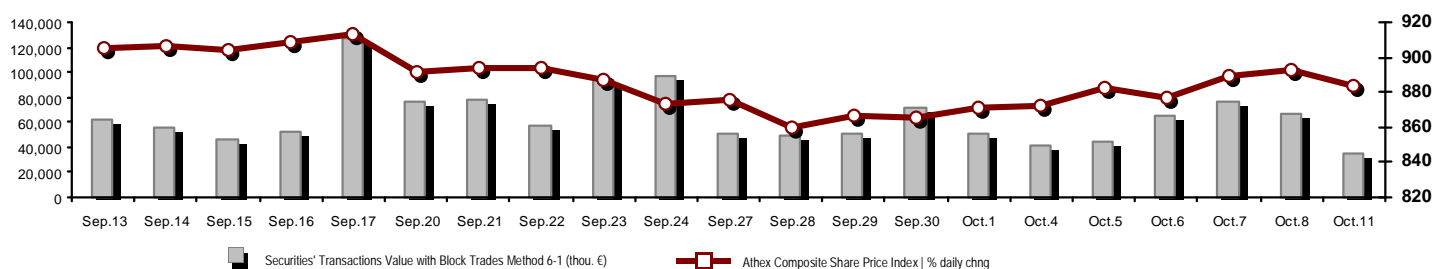
Stock Options

Stock Lending Analytic Figures

**Appendix A: Sectors codification for listed companies**

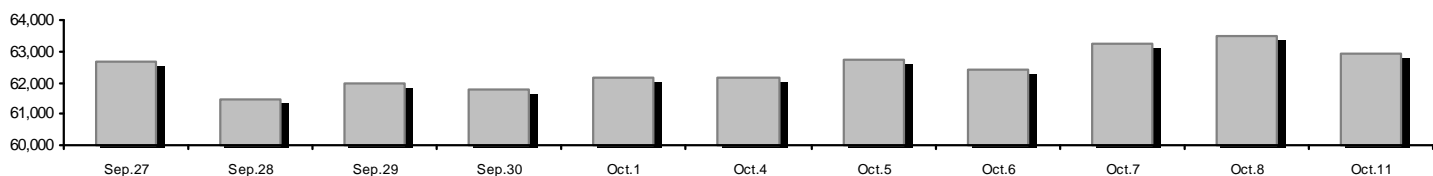
## Summary of Markets

Athex Composite Share Price Index vs Shares and Derivatives Transactions Value

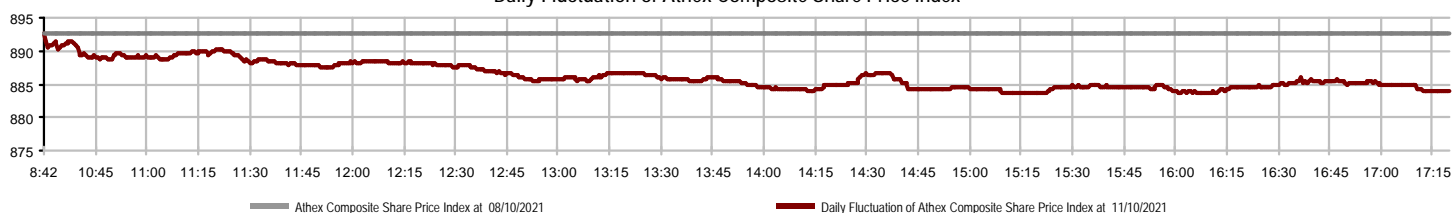


Athex Capitalisation (mill. €) **:	62,890.42	Derivatives Total Open Interest	259,470
Daily change: mill. €   %	-600.41 -0.95%	in Index Futures   % daily chng	5,819 0.00%
Yearly Avg Capitalisation: mill. €   % chng prev year Avg	59,670.79 25.91%	in Stock Futures   % daily chng	250,234 0.00%
Athex Composite Share Price Index   % daily chng	884.05 -0.96%	in Index Options   % daily chng	1,493 0.00%
Athex Composite Share Price Index Capitalisation (mill. €)	57,264.01	in Stock Options   % daily chng	1,924 0.00%
Daily change (mill. €)	-585.08		
Securities' Transactions Value with Block Trades Method 6-1 (t)	34,718.29	Derivatives Contracts Volume:	6,864
Daily change: %	-31,382.16 -47.48%	Daily change: pieces   %	-9,231 -57.35%
YtD Avg Trans. Value: thou. €   % chng prev year Avg	71,780.55 12.09%	YtD Avg Derivatives Contracts % chng prev year Avg	54,486 36.01%
Blocks Transactions Value of Method 6-1 (thou. €)	4,519.72	Derivatives Trades Number:	974
Blocks Transactions Value of Method 6-2 & 6-3 (thou. €)	128.87	Daily change: number   %	-535 -35.45%
Bonds Transactions Value (thou.€)	733.31	YtD Avg Trades number % chng prev year Avg	2,283 -13.97%
Securities' Transactions Volume with Block Trades Method 6-1 (tho)	13,845.05	Lending Total Open Interest	857,381
Daily change: thou. pieces   %	-13,621.40 -49.59%	Daily change: pieces   %	0 0.00%
YtD Avg Volume: % chng prev year Avg	37,434.24 -8.90%	Lending Volume (Multilateral/Bilateral)	24,091
Blocks Transactions Volume of Method 6-1 (thou. Pieces)	1,191.55	Daily change: pieces   %	6,150
Blocks Transactions Volume of Method 6-2 & 6-3 (thou. Pieces)	17.12	Multilateral Lending	24,091
Bonds Transactions Volume	722,000	Bilateral Lending	0
Securities' Trades Number with Block Trades Method 6-1	18,317	Lending Trades Number:	10
Daily change: number   %	-9,719 -34.67%	Daily change: %	-13
YtD Avg Trades number % chng prev year Avg	31,347 -3.95%	Multilateral Lending Trades Number	10
Number of Blocks Method 6-1	5	Bilateral Lending Trades Number	0
Number of Blocks Method 6-2 & 6-3	7		
Number of Bonds Transactions	65		

Athex Capitalisation (mill. €) \*\*



Daily Fluctuation of Athex Composite Share Price Index



## Athex Indices

Index name	11/10/2021	08/10/2021	pts.	%	Min	Max	Year min	Year max	Year change
Athex Composite Share Price Index	884.05	892.60	-8.55	-0.96%	883.51	892.60	726.02	931.94	9.28% #
Athex ESG Index	1,003.96	1,012.79	-8.83	-0.87%	1,003.48	1,012.79	968.19	1,050.47	--- -
FTSE/Athex Large Cap	2,139.09	2,157.41	-18.32	-0.85%	2,137.72	2,157.41	1,718.82	2,259.27	10.57% #
FTSE/Athex Mid Cap Index	1,418.22	1,440.94	-22.72	-1.58%	1,417.46	1,443.94	1,026.21	1,532.23	28.07% #
FTSE/ATHEX-CSE Banking Index	424.58	426.16	-1.58	-0.37%	423.59	427.69	306.88	483.96	8.09% #
FTSE/ATHEX High Dividend Yield Index	3,011.59	3,046.72	-35.13	-1.15%	3,011.58	3,046.72	2,542.41	3,169.38	11.37% #
FTSE/ATHEX Global Traders Index Plus	2,433.32	2,465.20	-31.88	-1.29%	2,428.37	2,465.20	1,943.84	2,565.79	15.80% #
FTSE/ATHEX Mid & Small Cap Factor-Weighted Ind	4,354.04	4,377.35	-23.31	-0.53%	4,308.93	4,377.35	2,996.13	4,426.33	39.37% #
ATHEX Select Index Plus	3,328.11	3,361.55	-33.44	-0.99%	3,324.53	3,368.02	2,805.20	3,565.24	8.04% #
ATHEX Select Index	4,504.43	4,523.42	-18.99	-0.42%	4,480.88	4,553.36	2,785.00	4,685.13	48.77% #
FTSE/Athex Market Index	528.21	533.36	-5.15	-0.97%	527.95	533.36	424.25	554.77	11.53% #
Athex Composite Index Total Return Index	1,510.94	1,525.55	-14.61	-0.96%	1,510.02	1,525.55	1,220.96	1,591.84	11.06% #
FTSE/Athex Large Cap Total Return	3,312.00	3,340.35	-28.35	-0.85%			2,707.58	3,444.74	11.53% #
FTSE/Athex Mid Cap Total Return	1,819.15	1,848.29	-29.14	-1.58%			1,313.08	1,949.62	30.87% #
FTSE/ATHEX-CSE Banking Total Return Index	365.58	366.94	-1.36	-0.37%			283.07	421.45	6.25% #
Hellenic Mid & Small Cap Index	1,346.52	1,362.10	-15.58	-1.14%	1,344.51	1,363.84	1,110.37	1,442.42	11.98% #
FTSE/Athex Banks	560.97	563.06	-2.09	-0.37%	559.67	565.09	405.46	639.42	8.09% #
FTSE/Athex Insurance	1,850.97	1,853.59	-2.62	-0.14%	1,845.47	1,888.39	1,808.06	2,192.44	-3.06%
FTSE/Athex Financial Services	733.32	740.04	-6.72	-0.91%	731.74	746.87	679.98	843.74	-4.01%
FTSE/Athex Industrial Goods & Services	3,660.19	3,701.56	-41.37	-1.12%	3,640.98	3,713.16	2,762.19	3,996.37	24.80% #
FTSE/Athex Retail	50.34	50.99	-0.65	-1.27%	50.31	51.35	46.54	58.68	1.55% #
FTSE/ATHEX Real Estate	5,177.41	5,187.66	-10.25	-0.20%	5,106.46	5,187.87	4,187.35	5,770.64	7.30% #
FTSE/Athex Consumer Goods & Services	7,906.41	7,967.52	-61.11	-0.77%	7,849.07	8,016.22	6,939.31	9,231.17	1.60% #
FTSE/Athex Food & Beverage	10,527.98	10,709.96	-181.98	-1.70%	10,491.84	10,709.96	9,045.03	12,311.96	6.50% #
FTSE/Athex Basic Resources	7,372.65	7,451.02	-78.37	-1.05%	7,271.08	7,485.01	5,233.31	8,597.84	19.81% #
FTSE/Athex Construction & Materials	3,094.91	3,119.72	-24.81	-0.80%	3,091.43	3,119.83	2,565.75	3,422.77	12.09% #
FTSE/Athex Energy	3,507.73	3,548.83	-41.10	-1.16%	3,491.74	3,567.62	2,835.10	3,724.35	18.31% #
FTSE/Athex Travel & Leisure	2,109.68	2,125.99	-16.31	-0.77%	2,107.48	2,129.57	1,540.34	2,174.23	21.77% #
FTSE/Athex Technology	1,805.75	1,813.22	-7.47	-0.41%	1,790.43	1,828.99	1,043.00	1,872.72	65.31% #
FTSE/Athex Telecommunications	4,467.71	4,520.02	-52.31	-1.16%	4,467.51	4,549.67	3,294.37	4,734.07	22.59% #
FTSE/Athex Utilities	4,796.27	4,864.64	-68.37	-1.41%	4,796.27	4,869.84	4,264.97	5,427.45	4.21% #
FTSE/Athex Personal Products	8,671.53	8,587.54	83.99	0.98%	8,556.50	8,680.10	8,270.74	9,116.06	-4.12%
Athex All Share Index	220.33	222.46	-2.13	-0.96%	220.33	220.33	175.88	232.71	17.48% #
Hellenic Corporate Bond Index	127.93	128.06	-0.13	-0.10%			122.29	128.79	4.81% #
Hellenic Corporate Bond Price Index	96.12	96.23	-0.11	-0.11%			93.98	96.93	2.43% #

Note 1: FTSE/Med 100, Hellenic Corporate Bond Price Index and Hellenic Corporate Bond Index closing prices refer to the previous trading day of 07/10/2021.

Note 2: The Hellenic Mid & Small Cap Index is a Customized index calculated by the Athens Exchange.

## Analytic Figures for Athex Market's Boards and Categories

	Total Traded Securities	Main Market	Surveillance	Exchange Traded Funds (ETFs)
Totals	126	114	12	0
Gain / Lose / Same:	26 / 79 / 21	24 / 74 / 16	2 / 5 / 5	0 / 0 / 0
Athex Capitalisation (mill. €) **	62,890.42	62,628.85	261.57	
Daily Average Trans/ons Value(thou.€)	71,780.55	71,592.87	242.77	19.54
Transactions Value	34,847.16	34,707.31	139.85	0.00
Main Board:	30,188.25	30,048.41	139.85	0.00
Blocks Board 6_2_3:	4,648.59	4,648.59	0.00	0.00
Forced Sales Board:	10.32	10.32	0.00	0.00
Special Terms Board:	0.00	0.00	0.00	0.00
Daily Average Transactions Volume	37,434,245	36,269,713	1,194,897	943
Transactions Volume	13,862,165	13,273,950	588,215	0
Main Board:	12,652,729	12,064,514	588,215	0
Blocks Board 6_2_3:	1,208,666	1,208,666	0	0
Forced Sales Board:	770	770	0	0
Special Terms Board:	0	0	0	0
Daily Average Number of Trades	31,347	31,062	283	2
Number of Trades	18,324	18,149	175	0
Main Board:	18,311	18,136	175	0
Blocks Board 6_2_3:	12	12	0	0
Forced Sales Board:	1	1	0	0
Special Terms Board:	0	0	0	0

## Trading Details by Athex Sectors and Financial Instruments (ETFs)

Code	Sectors	Gain / Lose / Same	Number of Trades	Transactions Volume	Transactions Value	% of Total Trans. Value
3010	- Banks	2 / 4 / 0	5,231	8,235,921	10,165,762.43	29.17%
5510	- Basic Resources	3 / 9 / 2	841	308,085	870,393.17	2.50%
5010	- Construction & Materials	1 / 9 / 3	1,165	455,495	1,204,943.25	3.46%
4020	- Consumer Products & Services	1 / 6 / 1	862	165,465	1,749,527.01	5.02%
6010	- Energy	1 / 3 / 0	763	106,999	995,706.77	2.86%
12000	- Financial Instruments	0 / 0 / 0	---	---	---	---
3020	- Financial Services	2 / 2 / 0	542	614,193	191,305.67	0.55%
4510	- Food Beverage & Tobacco	2 / 4 / 1	189	29,684	412,603.64	1.18%
2010	- Health Care	1 / 2 / 0	77	11,187	19,925.87	0.06%
5020	- Industrial Goods & Service	3 / 14 / 4	2,275	999,748	4,935,626.60	14.16%
3030	- Insurance	0 / 1 / 1	51	6,601	29,835.85	0.09%
4030	- Media	0 / 1 / 0	60	39,306	19,111.54	0.05%
4520	- Personal Care, Drug & Grocery Stores	1 / 1 / 1	113	82,772	615,220.48	1.77%
3510	- Real Estate	3 / 1 / 4	974	1,378,421	4,296,043.67	12.33%
4040	- Retail	2 / 4 / 1	385	106,470	411,057.14	1.18%
1010	- Technology	3 / 6 / 2	1,288	505,590	1,546,040.30	4.44%
1510	- Telecommunications	0 / 2 / 0	1,419	267,498	4,263,629.83	12.24%
4050	- Travel & Leisure	1 / 5 / 1	670	244,787	1,171,896.08	3.36%
6510	- Utilities	0 / 5 / 0	1,419	303,943	1,948,532.15	5.59%

## Top 10 best &amp; worst performing Shares

## Main Market

With positive Price change	Closing price	change	With negative Price change	Closing price	change
REDS S.A. (CR)	2.54	8.55% #	ELASTRON (CR)	2.28	-5.00% €
ALPHA REAL ESTATE SA(CR)	9	2.86% #	SIDMA STEEL (CR)	2.9	-3.97% €
EPSILON NET (CR)	17	2.41% #	KRI-KRI S.A. (CR)	7.4	-3.90% €
ELTON SA (CR)	1.9	1.60% #	THRACE PLASTICS SA (CR)	6.75	-3.29% €
ATTICA HOLDINGS (CR)	1.07	1.42% #	TZIRAKIAN PROFIL (CR)	2.99	-3.24% €
IDEAL GROUP SA (CR)	3.5	1.16% #	AVAX S.A. (CR)	1.09	-3.20% €
GR. SARANTIS S.A. (CR)	8.9	1.14% #	INTRACOM HOLDINGS (CR)	2.14	-2.73% €
MARFIN INVESTMENT GROUP (CR)	0.0278	0.72% #	TECHNICAL OLYMPIC SA (CR)	1.722	-2.60% €
AUTOHELLAS SA (CR)	8.18	0.49% #	KORDELLOS BROS SA (CR)	0.546	-2.50% €
EUROBANK HOLDINGS (CR)	0.845	0.48% #	EKTER SA (CR)	1.21	-2.42% €
With the highest Transactions Value	Value (thou. €)	change	With the highest Transactions Volume	Volume	change
ALPHA SERVICES HOLD (CR)	5,987.42	-0.49% €	ALPHA SERVICES HOLD (CR)	5,347,425	-0.49% €
OTE (CR)	4,240.51	-1.12% €	EUROBANK HOLDINGS (CR)	1,428,418	0.48% #
MYTILINEOS (CR)	3,909.47	-0.93% €	REDS S.A. (CR)	1,012,987	8.55% #
REDS S.A. (CR)	2,335.82	8.55% #	NATIONAL BANK (CR)	740,233	-0.82% €
NATIONAL BANK (CR)	1,893.23	-0.82% €	PIRAEUS FINANCIAL HOLD (CR)	708,203	-1.39% €
LAMDA DEVELOPMENT SA (CR)	1,721.46	-0.73% €	MARFIN INVESTMENT GROUP (CR)	568,296	0.72% #
JUMBO SA (CR)	1,609.25	-0.85% €	INTRACOM HOLDINGS (CR)	401,989	-2.73% €
EUROBANK HOLDINGS (CR)	1,201.53	0.48% #	OTE (CR)	265,119	-1.12% €
PPC (CR)	1,078.78	-1.58% €	MYTILINEOS (CR)	263,092	-0.93% €
PIRAEUS FINANCIAL HOLD (CR)	1,004.55	-1.39% €	LAMDA DEVELOPMENT SA (CR)	230,544	-0.73% €

Note: Stocks that are not included in the "Under Supervision" category, and the transactions value is more than 10,000 €.

## Derivatives Summary

	Number of Trades	Volume	Open Interest
<b>Index Futures</b>	<b>176</b>	<b>551</b>	<b>5,819</b>
FTSE/Athex Banks	0	0	7
FTSE/Athex Large Cap	176	551	5,812
<b>Stock Futures</b>	<b>791</b>	<b>6,233</b>	<b>250,234</b>
ADMIE (IPTO) HOLDING S.A. (CR)	7	23	7,307
ALPHA SERVICES HOLD (CR)	79	1,909	49,832
ATTICA BANK S.A. (CR)	23	110	154
CC HBC AG (CR)	1	5	235
CENERGY HOLDINGS (CB)	17	48	12,128
ELLAKTOR (CR)	17	177	9,172
EUROBANK HOLDINGS (CR)	21	281	32,121
EYDAP S.A. (CR)	4	20	830
FOURLIS (CR)	8	21	3,047
GEK TERNA (CR)	24	109	8,331
HELLENIC EXCHANGES-A.S.E. (CR)	5	13	1,572
HELLENIC PETROLEUM (CR)	38	75	2,515
INTRACOM HOLDINGS (CR)	138	591	6,316
JUMBO SA (CR)	15	45	1,350
LAMDA DEVELOPMENT SA (CR)	29	147	5,302
MARFIN INVESTMENT GROUP (CR)	1	1	22,454
MOTOR OIL (CR)	8	15	2,902
MYTILINEOS (CR)	47	237	6,652
NATIONAL BANK (CR)	90	1,487	26,823
OPAP (CR)	1	1	1,135
OTE (CR)	9	28	1,116
P.P.A. S.A. (CR)	8	10	412
PIRAEUS FINANCIAL HOLD (CR)	66	307	22,829
PPC (CR)	92	468	15,113
TERNA ENERGY (CR)	7	22	1,909
TITAN CEMENT (CB)	8	27	1,051
VIOHALCO SA/NV (CB)	28	56	7,626
<b>Index Options</b>	<b>6</b>	<b>75</b>	<b>1,493</b>
FTSE/Athex Large Cap	6	75	1,493
<b>Stock Options</b>	<b>1</b>	<b>5</b>	<b>1,924</b>
ALPHA SERVICES HOLD (CR)	0	0	0
NATIONAL BANK (CR)	0	0	455
OPAP (CR)	0	0	120
OTE (CR)	1	5	111
PIRAEUS FINANCIAL HOLD (CR)	0	0	0
PPC (CR)	0	0	1,238
<b>Total Derivatives Traded</b>	<b>974</b>	<b>6,864</b>	<b>259,470</b>











Number of Outstanding Securities	Nominal Value	Dividends [1]			Date of Last Coupon		Note	Shares	Closing price	% change	Previous closing price/date	Open price	Price min	Price max	Last price	Avg price	Last Bid [7]	Last Ask [7]	P/E after tax	Year	Volume	Trades	Transactions Value[8]	Company Mkt Value (thou. €)	Year low	Year high	Sector[4]
		2018	2019	2020	Dividend [2]	Right																					
766,000	1.00	---	---	---	01/07/2004	11/12/2012	5193	TRIA ALFA SA (CR)	6.7	---	6.7	08/10/2021	---	---	---	---	---	100@6.65	---	2020	---	---	---	5,916.20	4.52	8	55101020
245,000	1.00	---	---	---	19/07/2010	11/12/2012	5194	TRIA ALFA SA (PR)	3.2	---	3.2	08/10/2021	---	---	---	---	---	400@3.78	---	2020	---	---	---	5,916.20	1.41	3.96	55101020

## Suspension Status

5,867,311	0.300	---	---	---	11/08/2010	28/04/2017	5243	DIONIC (CR)	0.11	---	0.11	30/06/2020	---	---	---	---	---	---	---	---	---	---	---	645.40	0.11	0.11	50205010
66,948,210	0.300	---	---	---	22/09/2015	22/09/2015	5179	FOLLI FOLLIE (CR)	4.8	---	4.8	24/05/2018	---	---	---	---	---	---	---	---	---	---	---	321,351.41	4.8	4.8	40401030
12,417,000	0.310	0.0205	---	---	27/08/2019	28/08/2017	5233	MLS MULTIMEDIA SA (CR)	0.57	---	0.57	12/05/2020	---	---	---	---	---	---	---	---	---	---	---	7,077.69	0.57	0.57	10101015
33,301,715	0.320	---	---	---	27/06/2003	08/07/2009	5241	AEGEK (CR)	0.035	---	0.035	25/06/2020	---	---	---	---	---	---	---	---	---	---	---	1,165.56	0.035	0.035	50101010
31,543,600	0.420	---	---	---	19/07/2010	19/12/2018	5205	RETHYMNON MEAT (CR)	1.09	---	1.085	30/04/2019	---	---	---	---	---	---	---	---	---	---	---	34,382.52	1.085	1.09	45102020
77,126,446	0.340	---	---	---	23/05/2005	18/08/2011	5206	G.E. DIMITRIOU (CR)	0.0125	---	0.0125	30/04/2019	---	---	---	---	---	---	---	---	---	---	---	964.08	0.0125	0.0125	40202020
7,085,888	1.59	---	---	---	02/07/1996	06/09/2010	5216	ELVIEMEK (CR)	2.6	---	2.6	30/09/2019	---	---	---	---	---	---	---	---	---	---	---	18,423.31	2.6	2.6	35101010
25,179,640	0.600	---	---	---	08/08/1994	19/09/2000	5191	J.BOUTARIS & SON (CR)	0.026	---	0.026	01/10/2018	---	---	---	---	---	---	---	---	---	---	---	742.45	0.026	0.026	45101015
1,540,000	0.600	---	---	---	08/08/1994	19/09/2000	5192	J.BOUTARIS & SON (PR)	0.057	---	0.057	01/10/2018	---	---	---	---	---	---	---	---	---	---	---	742.45	0.057	0.057	45101015

## Shares' Notes

Code	Note text
( )	- Adjusted dividends.
*	- Last adjusted closing price.
[1]	- Net dividends.
[2]	- The "Date of Last Coupon" for New listings refers to the date company's stocks started to trade in Athex
[3]	- The Company Market Value is referred to the number of outstanding shares
[4]	- Sectors codification can be found in Appendix A
[5]	- The Market Value refers to the total number of shares listed (including their several classes) in the exchange by the company.
[6]	- P/E greater than 100
[7]	- Last view of the Order Book before the end of the trading session
[8]	- All Blocks Methods' Transactions Value are included.
4750	- Transfer to the Under Surveillance Category from 8/4/2011.
4912	- Transfer to the Surveillance Category as of 31/7/2012.
4955	- Transfer to the Surveillance Category as from 5/4/2013.
4957	- Transfer to the Surveillance Category as from 5/4/2013.
4958	- Transfer to the Surveillance Category as from 5/4/2013.
4959	- Transfer to the Surveillance Category as from 5/4/2013.
5093	- Transfer to the Surveillance Category as of 8/4/2015.
5112	- Transfer to the Surveillance Category as of 15/04/2016.
5115	- Transfer to the Surveillance Category as of 15/04/2016.
5141	- Transfer to the Surveillance Category as of 10/05/2017.
5160	- Transfer to the Surveillance Category as of 15/04/2016.
5162	- Transfer to the Under Supervision Category as of 21/12/2009.
5165	- Transfer to the Surveillance Category as of 15/02/2018.
5178	- Transfer to the Surveillance Category as of 11/05/2018.
5179	- Suspension of trading as of 25/05/2018.
5191	- Suspension of trading as of 02/10/2018.
5192	- Suspension of trading as of 02/10/2018.
5193	- Transfer to the Surveillance Category as of 25/10/2018.
5194	- Transfer to the Surveillance Category as of 25/10/2018.
5197	- Transfer to the Surveillance Category as of 07/11/2018.
5205	- Suspension of trading as of 02/05/2019.
5206	- Suspension of trading as of 02/05/2019.
5216	- Suspension of trading as of 01/10/2019.
5232	- Transfer to the Under Surveillance Category from 08/04/2011.
5233	- Suspension of trading as of 13/05/2020.
5241	- Suspension of trading as of 26/06/2020.
5243	- Suspension of trading as of 01/07/2020.
5245	- Transfer to the Surveillance Category as of 09/07/2020.
5246	- Transfer to the Surveillance Category as of 09/07/2020.
5248	- Transfer to the Surveillance Category as of 06/09/20116.
5253	- Transfer to the Surveillance Category as of 14/5/2021.

Securities Blocks Details

Securities	Block Volume	Price	Block Trade Value	Time of approval	Note
PIRAEUS FINANCIAL HOLD (CR)	10,657	1.40	14,877.17	10:33:30	14
MYTILINEOS (CR)	80,000	14.90	1,192,000.00	13:21:31	20
LAMDA DEVELOPMENT SA (CR)	85,000	7.49	636,650.00	13:25:20	20
REDS S.A. (CR)	820,000	2.30	1,886,000.00	15:34:39	20
REDS S.A. (CR)	156,550	2.30	360,065.00	15:35:12	20
EPSILON NET (CR)	200	17.30	3,460.00	16:20:31	18
EPSILON NET (CR)	1,000	17.30	17,300.00	16:21:52	18
EPSILON NET (CR)	461	17.30	7,975.30	16:23:25	18
EPSILON NET (CR)	500	17.30	8,650.00	16:24:17	18
EPSILON NET (CR)	1,150	17.40	20,010.00	16:25:32	18
EPSILON NET (CR)	3,148	17.98	56,601.04	16:57:10	18
GR. SARANTIS S.A. (CR)	50,000	8.90	445,000.00	17:19:15	20

Blocks Notes

- 9 - Method 6-1 / Special Fees
- 10 - Method 6-1 / Special Fees, SDS
- 14 - Method 6-3 / Settlement, Incomplete Buy and Sell
- 18 - Method 6-2 / SPOT 1
- 19 - Method 6-2 / SPOT 2
- 20 - Method 6-1 and Method 6-1 Same Day Settlement
- 21 - Other Pre-agreed

**Shares Rights Details**

Occured date	Exercise from	Exercise until	Trading until	Rights	Price min	Price max	Closing price	Last Bid	Last Ask	Volume	Trades	Transactions Value
--------------	---------------	----------------	---------------	--------	-----------	-----------	---------------	----------	----------	--------	--------	--------------------

No Rights Transactions.



Forced Sales Details

Securities	Category of Security	Transactions Volume	Number of Trades	Transactions Value	Note
OPAP (CR)	Stocks	770	1	10,318.00	1

Forced Sales Notes

- 1 - Compulsory Public Forced Sales
- 2 - Forced Sales of Fixed Registered Shares
- 3 - Forced Sales of Remaining Fractional Shares

## Exchange Traded Funds (ETFs) Characteristics

	Transactions Date (T)	Creation / Redemption	Units (T-1)	New Units (T-1)	Redemption Units (T-1)	Units (T) [1]	Fund Assets [2]	Net Unit Price	Dividend per Unit	Dividend Date
ALPHA ETF FTSE Athex Large Cap	11/10/2021	5,000	882,175	---	---	882,175	19,086,830.00	21.6361	0.71	01/07/2021

## ETFs Notes

[1] - Units (T) = Units (T-1) + New Units (T-1) - Redemption Units (T-1)

[2] - The Creation / Redemption Units of T-1 are included.

## Non Convertible Corporate Bonds - Regulated Market

Num Listed Bonds	Nominal price	Issue price	Today's Rate	Exp. Date	Duration (years)	Note	Coupon		Trading	Corporate Bonds	Accrued Int.	Yield.T.Mat	Price min	Price max	Closing price	Previous closing price/date	Volume	Transactions Value	Last order		ear min	Year max		
							Common	Preferred											Price	Buy / Sell			Date	
20,148	1,000.00	1,000.00	4.95	26/06/2023	5	---	7	---	1	B&F COMM. & GARM. INDUS. S.A. (Non Convertible)	14.7125	4.2480	---	---	---	100.0000	08/10/2021	---	---	98.4000	B	11/10/2021	92.1501	100.5000
90,000	1,000.00	1,000.00	3.00	11/05/2023	5	---	7	---	1	CORAL A.E. (Non Convertible)	12.9167	1.4080	101.7500	102.3000	102.2654	101.5000	08/10/2021	159,000	164,655.75	101.7500	B	11/10/2021	101.0000	103.7500
120,000	1,000.00	1,000.00	3.95	04/04/2025	7	---	8	---	1	GEK TERNA S.A. (Non Convertible)	0.9875	2.6210	103.1000	103.1000	103.1000	103.4000	07/10/2021	160,000	165,118.00	103.1000	B	11/10/2021	103.1000	105.8000
300,000	1,000.00	1,000.00	2.30	20/07/2028	7	---	1	---	1	PRODEA REIC S.A.(Non Convertible)	5.4306	2.6300	98.0000	98.0000	98.0000	98.0000	08/10/2021	1,000	985.43	98.0000	B	11/10/2021	96.1000	99.9400
100,000	1,000.00	1,000.00	2.70	25/05/2026	5	---	1	---	1	COSTAMARE PARTICIPATIONS PLC (Non Convertible)	10.5750	2.3900	---	---	---	101.2000	08/10/2021	---	---	101.1000	B	11/10/2021	100.8000	102.5678
200,000	1,000.00	1,000.00	1.90	23/03/2028	7	---	2	---	1	MOTOR OIL CORINTH REFINERIES SA (Non Convertible)	1.0556	2.0390	99.0500	99.0800	99.0714	99.0750	08/10/2021	14,000	13,884.78	99.0500	B	11/10/2021	98.3121	100.9899
175,000	1,000.00	1,000.00	3.40	26/07/2024	5	---	5	---	1	ATTICA HOLDINGS S.A. (Non Convertible)	7.4611	3.9050	97.8000	98.5999	97.9545	97.5180	08/10/2021	11,000	10,857.07	97.8000	B	11/10/2021	90.0310	99.5000
150,000	1,000.00	1,000.00	2.60	22/10/2026	7	---	4	---	1	TERNA ENERGY FINANCE S.A. (Non Convertible)	12.5667	2.5770	99.5000	99.5000	99.5000	99.6020	08/10/2021	10,000	10,075.67	99.0101	B	11/10/2021	99.4000	103.0000
200,000	1,000.00	1,000.00	3.60	12/03/2026	7	---	6	---	1	AEGEAN AIRLINES S.A. (Non Convertible)	3.0000	3.2990	99.0500	100.2000	99.9593	100.0000	08/10/2021	81,000	81,210.00	99.0600	B	11/10/2021	93.1501	102.0000
200,000	1,000.00	1,000.00	2.10	27/10/2027	7	---	2	---	1	O.P.A.P. S.A. (Non Convertible)	9.8583	1.8270	101.3000	101.7000	101.3000	101.6000	08/10/2021	23,000	23,557.74	99.9400	B	11/10/2021	99.3000	102.8500
320,000	1,000.00	1,000.00	3.40	21/07/2027	7	---	3	---	1	LAMDA DEVELOPMENT S.A. (Non Convertible)	7.9333	2.9700	100.6000	101.9000	101.5188	101.9000	08/10/2021	72,000	73,664.71	101.5000	B	11/10/2021	97.8458	103.3500
500,000	1,000.00	1,000.00	2.75	03/07/2027	7	---	3	---	1	GEK TERNA S.A. (Non Convertible)	7.6389	2.9970	98.2500	98.4000	98.2523	98.2500	08/10/2021	191,000	189,297.43	98.2000	B	11/10/2021	97.8574	99.8900

## Corporate Bonds Notes

Transactions Volume = (Pieces) \* (Nominal Price). Transactions Value = (Pieces) \* (Nominal Price) \* (price %) + (Accrued interest).

The price of a Bond is stated as a percentage (%) of Bond's Nominal Price.

Nominal Price in Euros (€), except if it is noted differently.

## Government Bonds

Number Listed Bonds	Nominal price	Today's Rate	Accrued Interest Calc	Exp. Date [1]	Duration (years)	Note	Coupons Date	Curr. coupon value	Trading Unit	Government Bonds	Price min	Price max	Closing price	Previous closing price/date	Volume	Transactions Value	Price	Last order Buy / Sell	Date
3,000,000	1,000.00	4.38	Actual/Actual	01/08/2022	5	---	01/08	4.38	1	GGB-FXD-010822-05Y-4.375-1.000	---	---	---	---	---	---	1.0000	B	28/11/2018
4,500,000	1,000.00	1.88	Actual/Actual	04/02/2035	15	---	04/02	1.88	1	GGB-FXD-040235-15Y-1.875-1.000	---	---	---	---	---	---	---	---	---
2,500,000	1,000.00	3.45	Actual/Actual	02/04/2024	5	---	02/04	3.45	1	GGB-FXD-020424-05Y-3.450-1.000	---	---	---	---	---	---	---	---	---
6,000,000	1,000.00	0.75	Actual/Actual	18/06/2031	10	---	18/06	0.75	1	GGB-FXD-180631-10Y-0.750-1.000	---	---	---	---	---	---	---	---	---
4,355,990,324	1.00	3.50	Actual/Actual	30/01/2023	5	---	01/02 - 31/01	3.50	1	GGB-FXD-300123-05Y-3.500-1.000	---	---	---	94.5720 13/07/2018	---	---	1.0000	B	28/11/2018
5,962,747,327	1.00	3.75	Actual/Actual	30/01/2028	10	---	/02 - 01/02 - 31/	3.75	1	GGB-FXD-300128-10Y-3.750-1.000	---	---	---	85.4610 13/07/2018	---	---	1.0000	B	28/11/2018
6,091,218,404	1.00	3.90	Actual/Actual	30/01/2033	15	---	/02 - 01/02 - 31/	3.90	1	GGB-FXD-300133-15Y-3.900-1.000	---	---	---	78.6730 13/07/2018	---	---	1.0000	B	28/11/2018
4,805,399,486	1.00	4.00	Actual/Actual	30/01/2037	19	---	/02 - 01/02 - 31/	4.00	1	GGB-FXD-300137-19Y-4.000-1.000	---	---	---	77.0370 13/07/2018	---	---	1.0000	B	28/11/2018
4,603,713,186	1.00	4.20	Actual/Actual	30/01/2042	24	---	/02 - 01/02 - 31/	4.20	1	GGB-FXD-300142-24Y-4.200-1.000	---	---	---	77.7640 13/07/2018	---	---	1.0000	B	28/11/2018
550,418,123	1.00	4.30	Actual/Actual	24/02/2023	11	---	24/02	4.30	1	GGB-FXD-240223-11Y-2.000-1.000	---	---	---	10.0000 22/06/2015	---	---	10.0000	B	11/07/2019
445,007,576	1.00	4.30	Actual/Actual	24/02/2024	12	---	24/02	4.30	1	GGB-FXD-240224-12Y-2.000-1.000	---	---	---	10.0000 22/06/2015	---	---	---	---	---
423,674,226	1.00	4.30	Actual/Actual	24/02/2025	13	---	24/02	4.30	1	GGB-FXD-240225-13Y-2.000-1.000	---	---	---	10.0000 22/06/2015	---	---	---	---	---
212,292,153	1.00	4.30	Actual/Actual	24/02/2026	14	---	24/02	4.30	1	GGB-FXD-240226-14Y-2.000-1.000	---	---	---	10.0000 22/06/2015	---	---	---	---	---
160,621,352	1.00	4.30	Actual/Actual	24/02/2027	15	---	24/02	4.30	1	GGB-FXD-240227-15Y-2.000-1.000	---	---	---	10.0000 22/06/2015	---	---	---	---	---
183,244,055	1.00	4.30	Actual/Actual	24/02/2028	16	---	24/02	4.30	1	GGB-FXD-240228-16Y-2.000-1.000	---	---	---	10.0000 22/06/2015	---	---	---	---	---
164,802,894	1.00	4.30	Actual/Actual	24/02/2029	17	---	24/02	4.30	1	GGB-FXD-240229-17Y-2.000-1.000	---	---	---	10.0000 22/06/2015	---	---	---	---	---
165,460,943	1.00	4.30	Actual/Actual	24/02/2030	18	---	24/02	4.30	1	GGB-FXD-240230-18Y-2.000-1.000	---	---	---	10.0000 22/06/2015	---	---	---	---	---
129,007,241	1.00	4.30	Actual/Actual	24/02/2031	19	---	24/02	4.30	1	GGB-FXD-240231-19Y-2.000-1.000	---	---	---	10.0000 22/06/2015	---	---	---	---	---
126,192,683	1.00	4.30	Actual/Actual	24/02/2032	20	---	24/02	4.30	1	GGB-FXD-240232-20Y-2.000-1.000	---	---	---	10.0000 22/06/2015	---	---	---	---	---
146,905,168	1.00	4.30	Actual/Actual	24/02/2033	21	---	24/02	4.30	1	GGB-FXD-240233-21Y-2.000-1.000	---	---	---	10.0000 22/06/2015	---	---	---	---	---
154,475,606	1.00	4.30	Actual/Actual	24/02/2034	22	---	24/02	4.30	1	GGB-FXD-240234-22Y-2.000-1.000	---	---	---	10.0000 22/06/2015	---	---	---	---	---
144,429,441	1.00	4.30	Actual/Actual	24/02/2035	23	---	24/02	4.30	1	GGB-FXD-240235-23Y-2.000-1.000	---	---	---	10.0000 22/06/2015	---	---	---	---	---
166,211,676	1.00	4.30	Actual/Actual	24/02/2036	24	---	24/02	4.30	1	GGB-FXD-240236-24Y-2.000-1.000	---	---	---	10.0000 22/06/2015	---	---	---	---	---
145,461,669	1.00	4.30	Actual/Actual	24/02/2037	25	---	24/02	4.30	1	GGB-FXD-240237-25Y-2.000-1.000	---	---	---	10.0000 22/06/2015	---	---	---	---	---
146,941,087	1.00	4.30	Actual/Actual	24/02/2038	26	---	24/02	4.30	1	GGB-FXD-240238-26Y-2.000-1.000	---	---	---	10.0000 22/06/2015	---	---	---	---	---
135,115,612	1.00	4.30	Actual/Actual	24/02/2039	27	---	24/02	4.30	1	GGB-FXD-240239-27Y-2.000-1.000	---	---	---	10.0000 22/06/2015	---	---	---	---	---
141,909,637	1.00	4.30	Actual/Actual	24/02/2040	28	---	24/02	4.30	1	GGB-FXD-240240-28Y-2.000-1.000	---	---	---	10.0000 22/06/2015	---	---	---	---	---
136,788,720	1.00	4.30	Actual/Actual	24/02/2041	29	---	24/02	4.30	1	GGB-FXD-240241-29Y-2.000-1.000	---	---	---	10.0000 22/06/2015	---	---	---	---	---
163,643,410	1.00	4.30	Actual/Actual	24/02/2042	30	---	24/02	4.30	1	GGB-FXD-240242-30Y-2.000-1.000	---	---	---	10.0000 22/06/2015	---	---	---	---	---
4,000,000	1,000.00	3.88	Actual/Actual	12/03/2029	10	---	12/03	3.88	1	GGB-FXD-120329-10Y-3.875-1.000	---	---	---	---	---	---	100.0000	B	15/10/2019
4,500,000	1,000.00	0.00	Actual/Actual	12/02/2026	5	---	12/02	0.00	1	GGB-FXD-120226-05Y-0.000-1.000	---	---	---	---	---	---	---	---	---
3,000,000	1,000.00	3.38	Actual/Actual	15/02/2025	7	---	15/02	3.38	1	GGB-FXD-150225-07Y-3.375-1.000	---	---	---	---	---	---	---	---	---
250,250	1,000.00	2.90	Actual/Actual	20/03/2023	4	---	20/03	2.90	1	GGB-FXD-200323-04Y-2.900-1.000	---	---	---	---	---	---	---	---	---
964,000	1,000.00	3.25	Actual/Actual	20/03/2025	6	---	20/03	3.25	1	GGB-FXD-200325-06Y-3.250-1.000	---	---	---	---	---	---	---	---	---
2,100,000	1,000.00	3.55	Actual/Actual	20/03/2026	7	---	20/03	3.55	1	GGB-FXD-200326-07Y-3.550-1.000	---	---	---	---	---	---	---	---	---

## Government Bonds Notes

Transactions Volume = (Pieces) \* (Nominal Price). Transactions Value = (Pieces) \* (Nominal Price) \* (price %) + (Accrued interest).

The Value of current coupon for the issues with NV 0.01 euro refers to NV 100 euros

FLR: Floating Interest Rate.

[1] - The Expiration Date of the interest bearing period and the Date for coupon payment.

## Government Bonds

Number Listed Bonds	Nominal price	Today's Rate	Accrued Interest Calc	Exp. Date [1]	Duration (years)	Note	Coupons Date	Curr. coupon value	Trading Unit	Government Bonds	Price min	Price max	Closing price	Previous closing price/date	Volume	Transactions Value	Price	Last order Buy / Sell	Date
40,000	1,000.00	0.11	FLR	Actual/360	16/09/2022	1	---	16/03 - 16/09	---	1	GGB-FLT-160922-01Y-0.108-1.000	---	---	---	---	---	---	---	---
5,500,000	1,000.00	1.50		Actual/Actual	18/06/2030	10	---	18/06	1.50	1	GGB-FXD-180630-10Y-1.500-1.000	---	---	---	---	---	---	---	---
5,364,250	1,000.00	3.25		Actual/Actual	20/03/2050	30	---	20/03	3.25	1	GGB-FXD-200350-30Y-3.250-1.000	---	---	---	---	---	---	---	---
2,000,000	1,000.00	2.00		Actual/Actual	22/04/2027	7	---	22/04	2.00	1	GGB-FXD-220427-07Y-2.000-1.000	---	---	---	---	---	99.9000	B	22/04/2020
2,500,000	1,000.00	1.88		Actual/Actual	23/07/2026	7	---	23/07	1.88	1	GGB-FXD-230726-07Y-1.875-1.000	---	---	---	---	---	---	---	---
3,500,000	1,000.00	1.88		Actual/Actual	24/01/2052	30	---	24/01	1.88	1	GGB-FXD-240152-30Y-1.875-1.000	---	---	---	---	---	---	---	---

## Government Bonds Notes

Transactions Volume = (Pieces) \* (Nominal Price). Transactions Value = (Pieces) \* (Nominal Price) \* (price %) + (Accrued interest).

The Value of current coupon for the issues with NV 0.01 euro refers to NV 100 euros

FLR: Floating Interest Rate.

[1] - The Expiration Date of the interest bearing period and the Date for coupon payment.

## Treasury Bills &amp; Zero Coupon Government Bonds

Issue Date	13-Week Maturity									26-Week Maturity									52-Week Maturity								
	Exp. Date	Initial Rate	Num Listed Bonds	Nominal price	Issue price	Last Trade Price	Last Trade Date	Volume Traded	Note	Exp. Date	Initial Rate	Num Listed Bonds	Nominal price	Issue price	Last Trade Price	Last Trade Date	Volume Traded	Note	Exp. Date	Initial Rate	Num Listed Bonds	Nominal price	Issue price	Last Trade Price	Last Trade Date	Volume Traded	Note
11/12/2020	---	---	---	---	---	---	---	---	---	---	---	---	---	---	---	---	---	---	10/12/2021	-0.26	1,000,000	1,000.00	1,002.60	---	---	---	---
12/03/2021	---	---	---	---	---	---	---	---	---	---	---	---	---	---	---	---	---	---	11/03/2022	-0.22	1,000,000	1,000.00	1,002.24	---	---	---	---
11/06/2021	---	---	---	---	---	---	---	---	---	---	---	---	---	---	---	---	---	---	10/06/2022	-0.31	1,600,000	1,000.00	1,003.10	---	---	---	---
10/09/2021	---	---	---	---	---	---	---	---	---	---	---	---	---	---	---	---	---	---	09/09/2022	-0.31	1,000,000	1,000.00	1,003.14	---	---	---	---

Bonds in Circulation	Currency / Min nominal traded Value	Coupons Payment Date	Current Coupon Value	Note	Coupon	Trading Unit	Issue Date	Duration (years)	Today's Interest	A.I.C in days	Bonds	Last price of previous days		Last Outcry in Cash (euro)		Trades in Pieces	Life min	Life Max	
												Price	Buy / Sell	Price	Buy / Sell				
<b>Corporate Bonds in Foreign Currency and Euro</b>																			
103,746	GBP / 10	01/12	0.25	---	62	1	01/12/1930	98	2.5	360	National Mortgage Bank	2.27	05/02/1996	2.27	S	05/02/1996	---	2.27	2.27
0	GBP / 10	01/12	0.25	---	64	1	01/12/1928	100	2.5	360	National Mortgage Bank	---	---	---	---	---	---	---	---

## Government Bonds Notes

A.I.C: Accrued Interest Calculation base.

FLR: Floating Interest Rate.

The minimum tradeable Nominal Value for all Demeterialised Government Titles is 100 Euros.

(μτφρ-0)

Athex & ATHEXClear Members List

Member Name				Stock Market			Derivatives Market		ATHEXClear Member	
	Address	Phone	Fax	Market Member	Remote Member	Market Maker	Proprietary	Market Maker	General Clearing	Direct Clearing
A. SARRIS SECURITIES S.A.				a						
6, ΔΡΑΓΑΤΣΑΝΙΟΥ 6 ΑΘΗΝΑ	2103367700									
AEONIC SECURITIES C.I.F. P.L.C.				a	a					
, ΛΑΪΟΥ 6, ΓΡ. 301B, ANNA COURT	35725337600									
ALPHA BANK S.A.									a	
, ΣΤΑΔΙΟΥ 40 ΑΘΗΝΑ	2103260000									
ALPHA FINANCE INVESTMENT SERVICES SINGLE MEMBER SA				a		a	a	a		a
5, ΜΕΡΛΙΝ 5 ΑΘΗΝΑ	2103677400									
ARGUS STOCKBROKERS LTD				a	a		a			
25 , 25 ΛΕΩΦΟΡΟΣ ΔΗΜΟΣΘΕΝΗ ΣΕΒΕΡΗ	0035722717000									
ATLANTIC SECURITIES LTD				a	a					
37, ΠΡΟΔΡΟΜΟΥ 37	0035722445400									
AXON SECURITIES S.A.				a			a			
48, ΣΤΑΔΙΟΥ 48 ΑΘΗΝΑ	2103363800									
BETA SECURITIES S.A.				a		a	a			a
29 , Λ ΑΛΕΞΑΝΔΡΑΣ 29 ΑΘΗΝΑ	2106478930								a	
BNP PARIBAS SECURITIES SERVICES									a	
2, ΛΑΜΨΑΚΟΥ 2 ΑΘΗΝΑ	2107468500									
BOFA SECURITIES EUROPE SA				a	a					
, 112 AVENUE KL?BER 75116	+33 153655555									
CAPITAL SECURITIES S.A.				a			a			
58, ΜΗΤΡΟΠΟΛΕΩΣ 58 ΑΘΗΝΑ	2103369700									
CFS SECURITIES INVESTMENT SERVICES S.A.				a						
3, ΠΑΠΑΡΡΗΓΟΠΟΥΛΟΥ 3 ΑΘΗΝΑ	2103360800									
CITIGROUP GLOBAL MARKETS EUROPE AG				a	a					
16, REUTERWEG 16 FRANKFURT	+49 691366-0									
CITIGROUP GLOBAL MARKETS LIMITED				a						
1, 33 CANADA SQUARE -CANARY WHARF	+44 02079864000									
CREDIT SUISSE BANK (EUROPE), S.A.				a	a					
, CALLE AYALA 42, 3A PLANTA-B MADRID	+34917916000									
CREDIT SUISSE SECURITIES (EUROPE) LIMITED				a						
1 , ONE CABOT SQUARE LONDON	+44 2078888888									
CYCLOS SECURITIES S.A.				a			a			
39, ΠΑΝΕΠΙΣΤΗΜΙΟΥ 39 ΑΘΗΝΑ	2103364300									
DEUTSCHE BANK S.A.					a					
1 , GREAT WINCHESTER STREET LONDON	+44 20 754 54209	00441133361437								
DYNAMIC SECURITIES S.A.				a			a			a
, ΤΡΑΛΛΕΩΝ 2 & Λ ΣΥΓΓΡΟΥ 223 ΝΕΑ ΣΜΥΡΝΙ	2103677700									
EUROBANK EQUITIES INVESTMENT FIRM S.A				a		a	a	a		a
, ΦΙΛΕΛΗΝΩΝ 10 & ΞΕΝΟΦΩΝΤΟΣ 13 ΑΘΗΝΑ	2103720425									
EUROBANK S.A.									a	
, ΟΘΩΝΟΣ 8 ΑΘΗΝΑ	2103337000									
EUROCORP INVESTMENT SERVICES S.A.				a			a			a
14, ΠΛ.ΦΙΛΙΚΗΣ ΕΤΑΙΡΕΙΑΣ 14 ΑΘΗΝΑ	2107263600									
EUOTRUST INVESTMENT FIRM SA				a						
113, ΣΕΒΑΣΤΟΥΠΟΛΕΩΣ 113 ΑΘΗΝΑ	2103363100									
EUROXX SECURITIES S.A.				a		a	a	a		a
7, ΠΑΛΑΙΟΛΟΓΟΥ ΧΑΛΑΝΔΡΙ	(210)-6879400	(210)-6879401								
7, ΠΑΛΕΟΛΟΓΟΥ ΧΑΛΑΝΔΡΙ	+30 2106879400	210-6879401								
G. A. PERVANAS SECURITIES- INVESTMENT SERVICES S.A.				a						
7-9, ΣΟΦΟΚΛΕΟΥΣ 7-9 ΑΘΗΝΑ	2103727200									
GLOBAL CAPITAL SECURITIES & FINANCIAL SERVICES LTD				a	a					
50, Λ ΑΡΧΙΕΠΙΣΚΟΠΟΥ ΜΑΚΑΡΙΟΥ Γ50	0035722710710									
HELLENIC AMERICAN SECURITIES S.A.				a		a	a			a
27, ΑΝΔΡΕΑ ΠΑΠΑΝΔΡΕΟΥ 27 ΜΑΡΟΥΣΙ	2103311100									
HELLENIC BANK (INVESTMENTS) LTD					a					
, AVE. KYRIAKOU MATSI 31 - PO BOX 24747 NICOSIA	+357 22500100	357 22500110								
HSBC CONTINENTAL EUROPE									a	
109-111, Λ.ΜΕΣΟΓΕΙΩΝ 109-111	2106960000									
INDEX SECURITIES S.A.				a						
6, ΔΡΑΓΑΤΣΑΝΙΟΥ 6 ΑΘΗΝΑ	2103213920									
J. CHR. MAVRIKIS SECURITIES S.A.				a						
5, ΣΟΦΟΚΛΕΟΥΣ 5 ΑΘΗΝΑ	2103216730									



Athex & ATHEXClear Members List

Member Name				Stock Market			Derivatives Market		ATHEXClear Member	
	Address	Phone	Fax	Market Member	Remote Member	Market Maker	Proprietary	Market Maker	General Clearing	Direct Clearing
KAPPA SECURITIES S.A.				a			a			
15, ΒΑΛΛΑΡΙΤΟΥ 15 ΑΘΗΝΑ	2103678600									
KARAMANOF SECURITIES & INVESTMENT SERVICES S.A.				a						
2, ΠΛ.ΑΓ.ΘΕΟΔΩΡΩΝ 2 ΑΘΗΝΑ	2103212947									
LAIKI FINANCIAL SERVICES LTD					a					
26, AVE. VYRONOS NICOSIA	357 22367367	357 22718567								
LEON DEPOLAS SECURITIES S.A.				a		a	a			
1, ΧΡΗΣΤΟΥ ΛΑΔΑ 1 ΑΘΗΝΑ	2103213276 -28									
MEGA EQUITY SECURITIES & FINANCIAL SERVICES PUBLIC LTD				a	a		a			
42-44, ΛΕΩΦ.ΓΡΙΒΑ ΔΙΓΕΝΗ 42-44	0035722711711									
MERIT SECURITIES S.A.				a		a	a			a
5, ΣΟΦΟΚΛΕΟΥΣ 5 ΑΘΗΝΑ	2103671880									
MERRILL LYNCH INTERNATIONAL				a						
2, 2 KING EDWARD STREET LONDON	+44 20276281000									
N. CHRYSOCHOIDIS SECURITIES S.A.				a			a			a
7-9, ΣΟΦΟΚΛΕΟΥΣ 7-9 ΑΘΗΝΑ	2103213913									
NATIONAL BANK OF GREECE S.A.				a			a		a	
86, ΑΙΟΛΟΥ ΣΤΡ. ΑΘΗΝΑ	(210)-3341000	(210)-3228187								
68, ΑΚΑΔΙΜΙΑΣ ΣΤΡ. ΑΘΗΝΑ	(210)-3328817	(210)-3328678								
NATIONAL SECURITIES S.A.				a		a	a	a		
66, ΛΕΩΦ. ΑΘΗΝΩΝ 128-132 ΑΘΗΝΑ	2103328784									
NUNTIUS BROKERAGE AND INVESTMENT SERVICES S.A				a						
6, ΔΡΑΓΑΤΣΑΝΙΟΥ 6 ΑΘΗΝΑ	2103350599									
ONE PLUS CAPITAL LIMITED				a	a					
, 75 PRODROMOU AVENUE NICOSIA 1307	35722873760									
OPTIMA BANK S.A.				a		a	a	a	a	
32, ΑΙΓΙΑΛΕΙΑΣ 32 & ΠΑΡΑΔΕΙΣΟΥ ΜΑΡΟΥΣΙ	2108173663									
PANTELAKIS SECURITIES S.A.				a		a	a	a		
57, ΕΘΝΙΚΗΣ ΑΝΤΙΣΤΑΣΕΩΣ 57, ΚΤΙΡΙΟ Β CHALANDRI	2106965000									
PEGASUS SECURITIES S.A				a			a			
17, ΒΑΛΛΑΡΙΤΟΥ 17 & ΑΜΕΡΙΚΗΣ ΑΘΗΝΑ	2103670700									
PIRAEUS BANK S.A.				a			a		a	
, ΑΜΕΡΙΚΗΣ 4 ΑΘΗΝΑ	2103335000									
PIRAEUS SECURITIES S. A.				a		a	a	a		a
10, ΣΤΑΔΙΟΥ 10 ΑΘΗΝΑ	2103354100									
PROCHOICE SECURITIES LTD				a	a					
57, ΛΕΩΦ.ΣΠΥΡΟΥ ΚΥΠΡΙΑΝΟΥ 57, ΑΚΙΝΗΤΑ Φ	035724661192									
SHARELINK SECURITIES & FINANCIAL SERVICES LTD				a			a			
6, HOUSE-ΘΕΟΤΟΚΗ 6 ΜΕΓΑΡΟ ΕΛΛΗΝΑ	+357 22554200									
SOCIETE GENERALE S.A.				a	a		a			
, 17 COURS VALMY, CEDEX	+157290504									
SOLIDUS SECURITIES S.A				a			a			a
64, ΛΟΥΙΖΗΣ ΡΙΑΝΚΟΥΡ 64 ΑΘΗΝΑ	2106900600									
ST. EM. LAVRENTAKIS SECURITIES S.A.				a			a			
7-9, ΣΟΦΟΚΛΕΟΥΣ 7-9 ΑΘΗΝΑ	2103213336									
THE CYPRUS INVESTMENT & SECURITIES CORPORATION LTD				a	a					
154, ΛΕΩΦ. ΚΥΡΗΝΕΙΑΣ	0035722121700									
UBS EUROPE SE				a	a					
, OPERNTURM, BOCKENHEIMER LANDSTRASSE 2-4	496921790									
UBS LIMITED					a					
1, FINSBURY AVENUE LONDON	+44 2075687135									

## List of Stocks under Market Making operations

Securities	Market Maker	Start Market Making	Stock Category
MLS MULTIMEDIA SA (CR)			Suspension Status
	PIRAEUS SECURITIES S. A.	01/08/2019	
ALPHA ETF FTSE Athex Large Cap			Exchange Traded Funds (ETFs)
	ALPHA FINANCE INVESTMENT SERVICES SINGLE MEMBER SA	02/01/1900	
	NATIONAL SECURITIES S.A.	02/01/1900	
ADMIE (IPTO) HOLDING S.A. (CR)			Main Market
	EUROBANK EQUITIES INVESTMENT FIRM S.A	24/05/2021	
	HELLENIC AMERICAN SECURITIES S.A.	09/03/2020	
	PIRAEUS SECURITIES S. A.	29/06/2017	
AEGEAN AIRLINES (CR)			Main Market
	EUROBANK EQUITIES INVESTMENT FIRM S.A	22/09/2020	
ALPHA SERVICES HOLD (CR)			Main Market
	ALPHA FINANCE INVESTMENT SERVICES SINGLE MEMBER SA	29/02/2016	
	EUROBANK EQUITIES INVESTMENT FIRM S.A	22/10/2006	
	HELLENIC AMERICAN SECURITIES S.A.	25/07/2014	
	LEON DEPOLAS SECURITIES S.A.	04/01/2016	
	MERIT SECURITIES S.A	03/09/2012	
	NATIONAL SECURITIES S.A.	02/01/1900	
	PIRAEUS SECURITIES S. A.	28/05/2009	
ANDROMEDA SA (CR)			Main Market
	BETA SECURITIES S.A.	15/02/2021	
AS COMPANY SA (CR)			Main Market
	EUROBANK EQUITIES INVESTMENT FIRM S.A	01/04/2019	
ATTICA BANK S.A. (CR)			Main Market
	EUROBANK EQUITIES INVESTMENT FIRM S.A	11/11/2019	
	EUROXX SECURITIES S.A.	22/01/2016	
	PIRAEUS SECURITIES S. A.	20/09/2017	
AUTOHELLAS SA (CR)			Main Market
	ALPHA FINANCE INVESTMENT SERVICES SINGLE MEMBER SA	01/07/2019	
	EUROXX SECURITIES S.A.	02/07/2018	
AVAX S.A. (CR)			Main Market
	EUROBANK EQUITIES INVESTMENT FIRM S.A	14/12/2015	
	PIRAEUS SECURITIES S. A.	01/02/2021	
AVE (CR)			Main Market
	EUROXX SECURITIES S.A.	05/06/2020	
BRIQ PROPERTIES (CR)			Main Market
	EUROBANK EQUITIES INVESTMENT FIRM S.A	09/09/2019	
	LEON DEPOLAS SECURITIES S.A.	22/02/2021	
BYTE COMPUTER SA (CR)			Main Market
	MERIT SECURITIES S.A	04/08/2008	
CC HBC AG (CR)			Main Market
	BETA SECURITIES S.A.	08/03/2021	
	NATIONAL SECURITIES S.A.	02/01/1900	
	PIRAEUS SECURITIES S. A.	04/05/2015	
CENERGY HOLDINGS (CB)			Main Market
	ALPHA FINANCE INVESTMENT SERVICES SINGLE MEMBER SA	02/01/2016	
	EUROBANK EQUITIES INVESTMENT FIRM S.A	02/01/2016	
CNL CAPITAL (CR)			Main Market
	MERIT SECURITIES S.A	01/10/2018	
EKTER SA (CR)			Main Market
	EUROBANK EQUITIES INVESTMENT FIRM S.A	16/10/2017	
	LEON DEPOLAS SECURITIES S.A.	21/05/2018	
ELASTRON (CR)			Main Market
	LEON DEPOLAS SECURITIES S.A.	20/02/2017	
ELLAKTOR (CR)			Main Market
	ALPHA FINANCE INVESTMENT SERVICES SINGLE MEMBER SA	18/03/2019	
	EUROBANK EQUITIES INVESTMENT FIRM S.A	01/06/2012	
	EUROXX SECURITIES S.A.	24/09/2018	
	NATIONAL SECURITIES S.A.	02/01/1900	
	PIRAEUS SECURITIES S. A.	22/10/2018	
ELTON SA (CR)			Main Market
	BETA SECURITIES S.A.	03/09/2012	
	LEON DEPOLAS SECURITIES S.A.	01/04/2019	
ELVALHALCOR (CR)			Main Market
	ALPHA FINANCE INVESTMENT SERVICES SINGLE MEMBER SA	07/05/2018	
	EUROBANK EQUITIES INVESTMENT FIRM S.A	07/05/2018	
ELVE SA (CR)			Main Market
	LEON DEPOLAS SECURITIES S.A.	02/11/2020	

## List of Stocks under Market Making operations

Securities	Stock Category
Market Maker	Start Market Making
<b>ENTERSOFT (CR)</b>	Main Market
EUROBANK EQUITIES INVESTMENT FIRM S.A	22/06/2020
<b>EUROBANK HOLDINGS (CR)</b>	Main Market
ALPHA FINANCE INVESTMENT SERVICES SINGLE MEMBER SA	09/01/2006
EUROBANK EQUITIES INVESTMENT FIRM S.A	01/06/2012
HELLENIC AMERICAN SECURITIES S.A.	25/07/2014
LEON DEPOLAS SECURITIES S.A.	30/11/2018
MERIT SECURITIES S.A	06/11/2017
NATIONAL SECURITIES S.A.	02/01/1900
PIRAEUS SECURITIES S. A.	28/09/2009
<b>EUROPEAN RELIANCE INSUR. (CR)</b>	Main Market
BETA SECURITIES S.A.	27/07/2020
PANTELAKIS SECURITIES S.A.	15/07/2019
<b>EYDAP S.A. (CR)</b>	Main Market
ALPHA FINANCE INVESTMENT SERVICES SINGLE MEMBER SA	27/01/2020
EUROBANK EQUITIES INVESTMENT FIRM S.A	10/06/2019
<b>FOURLIS (CR)</b>	Main Market
EUROBANK EQUITIES INVESTMENT FIRM S.A	01/12/2016
PIRAEUS SECURITIES S. A.	06/03/2017
<b>GEK TERNA (CR)</b>	Main Market
BETA SECURITIES S.A.	08/03/2021
EUROBANK EQUITIES INVESTMENT FIRM S.A	24/05/2021
PIRAEUS SECURITIES S. A.	29/08/2019
<b>GR. SARANTIS S.A. (CR)</b>	Main Market
BETA SECURITIES S.A.	14/05/2012
EUROBANK EQUITIES INVESTMENT FIRM S.A	24/10/2016
<b>HELLENIC EXCHANGES-A.S.E. (CR)</b>	Main Market
HELLENIC AMERICAN SECURITIES S.A.	01/09/2014
NATIONAL SECURITIES S.A.	02/01/1900
PIRAEUS SECURITIES S. A.	04/05/2015
<b>HELLENIC PETROLEUM (CR)</b>	Main Market
HELLENIC AMERICAN SECURITIES S.A.	14/09/2015
PIRAEUS SECURITIES S. A.	20/03/2017
<b>IDEAL GROUP SA (CR)</b>	Main Market
EUROBANK EQUITIES INVESTMENT FIRM S.A	07/06/2021
PIRAEUS SECURITIES S. A.	07/06/2021
<b>IKTINOS HELLAS SA (CR)</b>	Main Market
ALPHA FINANCE INVESTMENT SERVICES SINGLE MEMBER SA	01/04/2019
EUROBANK EQUITIES INVESTMENT FIRM S.A	25/02/2019
NATIONAL SECURITIES S.A.	02/01/1900
<b>INTERCONTINENTAL (CR)</b>	Main Market
LEON DEPOLAS SECURITIES S.A.	03/06/2019
<b>INTERWOOD-XYLEMPORIA (CR)</b>	Main Market
EUROBANK EQUITIES INVESTMENT FIRM S.A	05/07/2021
PANTELAKIS SECURITIES S.A.	01/07/2021
<b>INTRAKAT (CR)</b>	Main Market
BETA SECURITIES S.A.	04/10/2021
<b>JUMBO SA (CR)</b>	Main Market
BETA SECURITIES S.A.	01/02/2021
EUROBANK EQUITIES INVESTMENT FIRM S.A	25/05/2020
MERIT SECURITIES S.A	06/11/2017
PIRAEUS SECURITIES S. A.	06/03/2017
<b>KARAMOLEGOS SA (CR)</b>	Main Market
EUROXX SECURITIES S.A.	04/10/2019
<b>KLOUKINAS - LAPPAS SA (CR)</b>	Main Market
BETA SECURITIES S.A.	22/09/2014
<b>KRI-KRI S.A. (CR)</b>	Main Market
EUROBANK EQUITIES INVESTMENT FIRM S.A	07/05/2018
LEON DEPOLAS SECURITIES S.A.	16/01/2017
<b>LAMDA DEVELOPMENT SA (CR)</b>	Main Market
EUROBANK EQUITIES INVESTMENT FIRM S.A	08/12/2014
PANTELAKIS SECURITIES S.A.	06/11/2017
PIRAEUS SECURITIES S. A.	29/06/2017
<b>LAMPASA HOTEL SA (CR)</b>	Main Market
LEON DEPOLAS SECURITIES S.A.	16/01/2017
<b>MARFIN INVESTMENT GROUP (CR)</b>	Main Market
EUROBANK EQUITIES INVESTMENT FIRM S.A	23/03/2015
PIRAEUS SECURITIES S. A.	02/02/2009

## List of Stocks under Market Making operations

Securities	Market Maker	Start Market Making	Stock Category
<b>MOTOR OIL (CR)</b>			<b>Main Market</b>
	BETA SECURITIES S.A.	08/03/2021	
	EUROBANK EQUITIES INVESTMENT FIRM S.A	22/10/2006	
	LEON DEPOLAS SECURITIES S.A.	01/04/2019	
	MERIT SECURITIES S.A	25/02/2019	
	NATIONAL SECURITIES S.A.	02/01/1900	
	PIRAEUS SECURITIES S. A.	04/05/2015	
<b>MYTILINEOS (CR)</b>			<b>Main Market</b>
	ALPHA FINANCE INVESTMENT SERVICES SINGLE MEMBER SA	15/04/2019	
	EUROBANK EQUITIES INVESTMENT FIRM S.A	20/09/2017	
	MERIT SECURITIES S.A	25/02/2019	
	NATIONAL SECURITIES S.A.	02/01/1900	
	PIRAEUS SECURITIES S. A.	04/05/2015	
<b>NATIONAL BANK (CR)</b>			<b>Main Market</b>
	ALPHA FINANCE INVESTMENT SERVICES SINGLE MEMBER SA	09/01/2006	
	BETA SECURITIES S.A.	01/02/2021	
	EUROBANK EQUITIES INVESTMENT FIRM S.A	22/10/2006	
	HELLENIC AMERICAN SECURITIES S.A.	25/07/2014	
	LEON DEPOLAS SECURITIES S.A.	20/05/2015	
	MERIT SECURITIES S.A	03/09/2012	
	NATIONAL SECURITIES S.A.	02/01/1900	
	PIRAEUS SECURITIES S. A.	08/09/2008	
<b>OPAP (CR)</b>			<b>Main Market</b>
	ALPHA FINANCE INVESTMENT SERVICES SINGLE MEMBER SA	09/01/2006	
	EUROBANK EQUITIES INVESTMENT FIRM S.A	22/10/2006	
	HELLENIC AMERICAN SECURITIES S.A.	25/07/2014	
	MERIT SECURITIES S.A	20/03/2017	
	NATIONAL SECURITIES S.A.	02/01/1900	
	PIRAEUS SECURITIES S. A.	04/05/2015	
<b>OTE (CR)</b>			<b>Main Market</b>
	ALPHA FINANCE INVESTMENT SERVICES SINGLE MEMBER SA	09/01/2006	
	EUROBANK EQUITIES INVESTMENT FIRM S.A	22/10/2006	
	HELLENIC AMERICAN SECURITIES S.A.	25/07/2014	
	LEON DEPOLAS SECURITIES S.A.	20/04/2015	
	MERIT SECURITIES S.A	20/03/2017	
	NATIONAL SECURITIES S.A.	02/01/1900	
	PIRAEUS SECURITIES S. A.	08/09/2008	
<b>P.P.A. S.A. (CR)</b>			<b>Main Market</b>
	EUROBANK EQUITIES INVESTMENT FIRM S.A	06/02/2019	
<b>PAPOUTSANIS (CR)</b>			<b>Main Market</b>
	ALPHA FINANCE INVESTMENT SERVICES SINGLE MEMBER SA	19/11/2018	
	BETA SECURITIES S.A.	25/11/2013	
<b>PETROPOULOS PETROS (CR)</b>			<b>Main Market</b>
	EUROBANK EQUITIES INVESTMENT FIRM S.A	01/04/2019	
	PANTELAKIS SECURITIES S.A.	16/03/2020	
<b>PIRAEUS FINANCIAL HOLD (CR)</b>			<b>Main Market</b>
	ALPHA FINANCE INVESTMENT SERVICES SINGLE MEMBER SA	15/04/2019	
	EUROBANK EQUITIES INVESTMENT FIRM S.A	22/10/2006	
	EUROXX SECURITIES S.A.	15/02/2016	
	HELLENIC AMERICAN SECURITIES S.A.	25/07/2014	
	LEON DEPOLAS SECURITIES S.A.	30/11/2018	
	MERIT SECURITIES S.A	16/09/2013	
	NATIONAL SECURITIES S.A.	02/01/1900	
	PIRAEUS SECURITIES S. A.	16/02/2009	
<b>PLAISIO COMPUTERS SA (CR)</b>			<b>Main Market</b>
	EUROBANK EQUITIES INVESTMENT FIRM S.A	02/03/2015	
<b>PPC (CR)</b>			<b>Main Market</b>
	ALPHA FINANCE INVESTMENT SERVICES SINGLE MEMBER SA	09/01/2006	
	BETA SECURITIES S.A.	01/02/2021	
	EUROBANK EQUITIES INVESTMENT FIRM S.A	22/10/2006	
	HELLENIC AMERICAN SECURITIES S.A.	01/09/2014	
	MERIT SECURITIES S.A	06/11/2017	
	NATIONAL SECURITIES S.A.	02/01/1900	
	PIRAEUS SECURITIES S. A.	28/09/2009	
<b>PREMA (CR)</b>			<b>Main Market</b>
	BETA SECURITIES S.A.	01/06/2021	
<b>PROFILE SA (CR)</b>			<b>Main Market</b>
	PANTELAKIS SECURITIES S.A.	01/07/2019	

List of Stocks under Market Making operations

Securities	Market Maker	Start Market Making	Stock Category
<b>QUEST HOLDINGS (CR)</b>			
	BETA SECURITIES S.A.	26/03/2018	Main Market
	EUROBANK EQUITIES INVESTMENT FIRM S.A	28/01/2019	
<b>TERNA ENERGY (CR)</b>			
	BETA SECURITIES S.A.	08/03/2021	Main Market
	EUROBANK EQUITIES INVESTMENT FIRM S.A	24/05/2021	
	PIRAEUS SECURITIES S. A.	09/12/2019	
<b>THRACE PLASTICS SA (CR)</b>			
	ALPHA FINANCE INVESTMENT SERVICES SINGLE MEMBER SA	26/03/2018	Main Market
	EUROBANK EQUITIES INVESTMENT FIRM S.A	26/03/2018	
<b>TITAN CEMENT (CB)</b>			
	BETA SECURITIES S.A.	01/02/2021	Main Market
	EUROBANK EQUITIES INVESTMENT FIRM S.A	06/11/2019	
	PIRAEUS SECURITIES S. A.	18/01/2021	
<b>TZIRAKIAN PROFIL (CR)</b>			
	LEON DEPOLAS SECURITIES S.A.	19/07/2021	Main Market
<b>UNIBIOS (CR)</b>			
	LEON DEPOLAS SECURITIES S.A.	01/02/2021	Main Market
<b>VIOHALCO SA/NV (CB)</b>			
	ALPHA FINANCE INVESTMENT SERVICES SINGLE MEMBER SA	11/03/2008	Main Market
	EUROBANK EQUITIES INVESTMENT FIRM S.A	04/03/2014	
	MERIT SECURITIES S.A	17/03/2014	

Underlying Asset				Derivatives Market													
Price max	Price min	Closing price	change	Delivery Month	Open price	Price max	Price min	Last price	Closing price	Last Bid	Last Ask	Fixing price*	Life high	Life low	Trades	Volume	Open Interest
<b>FTSE/Athex Large Cap</b>				(Trade Unit: 1 Index Point x 2E, Cash Settlement)													
2,157.41	2,137.72	2,139.09	-0.85%	October 2021	2,150.00	2,150.00	2,134.75	2,140.00	2,140.00	---	---	---	2,224.00	---	110	350	5,508
				November 2021	2,149.75	2,149.75	2,128.00	2,138.75	2,138.75	---	---	---	2,195.75	---	66	201	304
				December 2021	---	---	---	---	2,165.75	---	---	---	---	---	---	---	---
				March 2022	---	---	---	---	2,176.75	---	---	---	---	---	---	---	---
				June 2022	---	---	---	---	2,187.50	---	---	---	---	---	---	---	---
				September 2022	---	---	---	---	2,198.50	---	---	---	---	---	---	---	---
<b>FTSE/Athex Banks</b>				(Trade Unit: 1 Index Point x 15E, Cash Settlement)													
565.09	559.67	560.97	-0.37%	December 2021	---	---	---	---	563.75	---	---	---	567.00	---	---	---	7
				March 2022	---	---	---	---	568.00	---	---	---	---	---	---	---	---
				June 2022	---	---	---	---	571.00	---	---	---	---	---	---	---	---
				September 2022	---	---	---	---	573.75	---	---	---	---	---	---	---	---

Derivatives notes

Fixing prices and final open positions can be retrieved from the following path <http://www.helex.gr/el/web/guest/statistics-end-of-day-derivatives>

Underlying Asset				Derivatives Market													
Price max	Price min	Closing price	change	Delivery Month	Open price	Price max	Price min	Last price	Closing price	Last Bid	Last Ask	Fixing price*	Life high	Life low	Trades	Volume	Open Interest
<b>ADMIE (IPTO) HOLDING S.A. (CR)</b>																	
(Contract Size: 100 Securities, Physical Delivery)																	
2.52	2.465	2.48	-0.80%	December 2021	2.49	2.50	2.49	2.49	2.49	---	---	---	2.63	---	7	23	7,307
---	---	---	---	March 2022	---	---	---	---	2.52	---	---	---	---	---	---	---	---
---	---	---	---	June 2022	---	---	---	---	2.54	---	---	---	---	---	---	---	---
---	---	---	---	September 2022	---	---	---	---	2.55	---	---	---	---	---	---	---	---
<b>ALPHA SERVICES HOLD (CR)</b>																	
(Contract Size: 100 Securities, Physical Delivery)																	
1.129	1.112	1.112	-0.49%	December 2021	1.12	1.14	1.11	1.11	1.11	---	---	---	1.18	---	79	1,909	49,832
---	---	---	---	March 2022	---	---	---	---	1.13	---	---	---	---	---	---	---	---
---	---	---	---	June 2022	---	---	---	---	1.13	---	---	---	---	---	---	---	---
---	---	---	---	September 2022	---	---	---	---	1.14	---	---	---	---	---	---	---	---
<b>ATTICA BANK S.A. (CR)</b>																	
(Contract Size: 2 Securities, Physical Delivery)																	
4.1	3.815	3.88	0.13%	December 2021	2.05	2.71	1.80	2.66	2.66	---	---	---	3.82	---	23	110	154
---	---	---	---	March 2022	---	---	---	---	3.91	---	---	---	---	---	---	---	---
---	---	---	---	June 2022	---	---	---	---	3.93	---	---	---	---	---	---	---	---
---	---	---	---	September 2022	---	---	---	---	3.95	---	---	---	---	---	---	---	---
<b>CC HBC AG (CR)</b>																	
(Contract Size: 100 Securities, Physical Delivery)																	
28.6	28.01	28.12	-1.68%	December 2021	28.05	28.05	28.05	28.05	28.05	---	---	---	30.12	---	1	5	235
---	---	---	---	March 2022	---	---	---	---	28.86	---	---	---	---	---	---	---	---
---	---	---	---	June 2022	---	---	---	---	29.00	---	---	---	---	---	---	---	---
---	---	---	---	September 2022	---	---	---	---	29.14	---	---	---	---	---	---	---	---
<b>CENERGY HOLDINGS (CB)</b>																	
(Contract Size: 100 Securities, Physical Delivery)																	
2.64	2.56	2.59	-1.33%	December 2021	2.61	2.61	2.56	2.59	2.59	---	---	---	2.78	---	17	48	12,128
---	---	---	---	March 2022	---	---	---	---	2.65	---	---	---	---	---	---	---	---
---	---	---	---	June 2022	---	---	---	---	2.66	---	---	---	---	---	---	---	---
---	---	---	---	September 2022	---	---	---	---	2.68	---	---	---	---	---	---	---	---
<b>ELLAKTOR (CR)</b>																	
(Contract Size: 100 Securities, Physical Delivery)																	
1.368	1.325	1.33	-1.19%	December 2021	1.34	1.34	1.33	1.34	1.34	---	---	---	1.60	---	17	177	9,152
---	---	---	---	March 2022	---	---	---	---	1.38	---	---	---	1.48	---	---	---	20
---	---	---	---	June 2022	---	---	---	---	1.36	---	---	---	---	---	---	---	---
---	---	---	---	September 2022	---	---	---	---	1.37	---	---	---	---	---	---	---	---
<b>EUROBANK HOLDINGS (CR)</b>																	
(Contract Size: 100 Securities, Physical Delivery)																	
0.847	0.8334	0.845	0.48%	December 2021	0.839	0.844	0.832	0.844	0.844	---	---	---	0.860	---	21	281	32,121
---	---	---	---	March 2022	---	---	---	---	0.849	---	---	---	---	---	---	---	---
---	---	---	---	June 2022	---	---	---	---	0.853	---	---	---	---	---	---	---	---
---	---	---	---	September 2022	---	---	---	---	0.857	---	---	---	---	---	---	---	---

Derivatives notes

Fixing prices and final open positions can be retrieved from the following path <http://www.helex.gr/el/web/guest/statistics-end-of-day-derivatives>

Underlying Asset				Derivatives Market													
Price max	Price min	Closing price	change	Delivery Month	Open price	Price max	Price min	Last price	Closing price	Last Bid	Last Ask	Fixing price*	Life high	Life low	Trades	Volume	Open Interest
<b>EYDAP S.A. (CR)</b>				(Contract Size: 103 Securities, Physical Delivery)													
7.76	7.63	7.64	-0.78%	December 2021	7.63	7.63	7.63	7.63	7.63	---	---	---	7.96	---	4	20	830
				March 2022	---	---	---	---	7.77	---	---	---	---	---	---	---	---
				June 2022	---	---	---	---	7.81	---	---	---	---	---	---	---	---
				September 2022	---	---	---	---	7.85	---	---	---	---	---	---	---	---
<b>FOURLIS (CR)</b>				(Contract Size: 100 Securities, Physical Delivery)													
4.05	3.97	3.97	-1.37%	December 2021	4.01	4.01	3.98	4.00	4.00	---	---	---	4.48	---	8	21	3,047
				March 2022	---	---	---	---	4.06	---	---	---	---	---	---	---	---
				June 2022	---	---	---	---	4.08	---	---	---	---	---	---	---	---
				September 2022	---	---	---	---	4.10	---	---	---	---	---	---	---	---
<b>GEK TERNA (CR)</b>				(Contract Size: 100 Securities, Physical Delivery)													
9.45	9.35	9.42	0.00%	December 2021	9.40	9.47	9.36	9.42	9.42	---	---	---	10.00	---	24	109	8,331
				March 2022	---	---	---	---	9.50	---	---	---	---	---	---	---	---
				June 2022	---	---	---	---	9.55	---	---	---	---	---	---	---	---
				September 2022	---	---	---	---	9.60	---	---	---	---	---	---	---	---
<b>HELLENIC EXCHANGES-A.S.E. (CR)</b>				(Contract Size: 100 Securities, Physical Delivery)													
3.72	3.64	3.65	-1.08%	December 2021	3.74	3.74	3.65	3.66	3.66	---	---	---	3.86	---	5	13	1,572
				March 2022	---	---	---	---	3.72	---	---	---	---	---	---	---	---
				June 2022	---	---	---	---	3.74	---	---	---	---	---	---	---	---
				September 2022	---	---	---	---	3.76	---	---	---	---	---	---	---	---
<b>HELLENIC PETROLEUM (CR)</b>				(Contract Size: 100 Securities, Physical Delivery)													
6.14	5.96	6.07	-0.33%	December 2021	6.11	6.12	6.00	6.04	6.04	---	---	---	6.26	---	38	75	2,515
				March 2022	---	---	---	---	6.14	---	---	---	---	---	---	---	---
				June 2022	---	---	---	---	6.18	---	---	---	---	---	---	---	---
				September 2022	---	---	---	---	6.21	---	---	---	---	---	---	---	---
<b>INTRACOM HOLDINGS (CR)</b>				(Contract Size: 100 Securities, Physical Delivery)													
2.25	2.09	2.14	-2.73%	December 2021	2.22	2.25	2.11	2.14	2.14	---	---	---	2.57	---	138	591	6,316
				March 2022	---	---	---	---	2.22	---	---	---	---	---	---	---	---
				June 2022	---	---	---	---	2.23	---	---	---	---	---	---	---	---
				September 2022	---	---	---	---	2.24	---	---	---	---	---	---	---	---
<b>JUMBO SA (CR)</b>				(Contract Size: 100 Securities, Physical Delivery)													
14.27	13.92	14.03	-0.85%	December 2021	13.98	14.14	13.88	14.06	14.06	---	---	---	14.24	---	15	45	1,350
				March 2022	---	---	---	---	14.28	---	---	---	---	---	---	---	---
				June 2022	---	---	---	---	14.35	---	---	---	---	---	---	---	---
				September 2022	---	---	---	---	14.42	---	---	---	---	---	---	---	---

Derivatives notes

Fixing prices and final open positions can be retrieved from the following path <http://www.helex.gr/el/web/guest/statistics-end-of-day-derivatives>



Underlying Asset				Derivatives Market													
Price max	Price min	Closing price	change	Delivery Month	Open price	Price max	Price min	Last price	Closing price	Last Bid	Last Ask	Fixing price*	Life high	Life low	Trades	Volume	Open Interest
<b>LAMDA DEVELOPMENT SA (CR)</b>				(Contract Size: 100 Securities, Physical Delivery)													
7.505	7.38	7.48	-0.73%	December 2021	7.48	7.52	7.42	7.47	7.47	---	---	---	8.45	---	29	147	5,302
				March 2022	---	---	---	---	7.60	---	---	---	---	---	---	---	---
				June 2022	---	---	---	---	7.64	---	---	---	---	---	---	---	---
				September 2022	---	---	---	---	7.68	---	---	---	---	---	---	---	---
<b>MARFIN INVESTMENT GROUP (CR)</b>				(Contract Size: 100 Securities, Physical Delivery)													
0.0284	0.0273	0.0278	0.72%	December 2021	0.029	0.029	0.029	0.029	0.029	---	---	---	0.037	---	1	1	22,454
				March 2022	---	---	---	---	0.028	---	---	---	---	---	---	---	---
				June 2022	---	---	---	---	0.028	---	---	---	---	---	---	---	---
				September 2022	---	---	---	---	0.028	---	---	---	---	---	---	---	---
<b>MOTOR OIL (CR)</b>				(Contract Size: 100 Securities, Physical Delivery)													
14.58	14.27	14.28	-1.52%	December 2021	14.40	14.42	14.16	14.16	14.16	---	---	---	14.42	---	8	15	2,902
				March 2022	---	---	---	---	14.63	---	---	---	---	---	---	---	---
				June 2022	---	---	---	---	14.70	---	---	---	---	---	---	---	---
				September 2022	---	---	---	---	14.78	---	---	---	---	---	---	---	---
<b>MYTILINEOS (CR)</b>				(Contract Size: 100 Securities, Physical Delivery)													
15.06	14.75	14.84	-0.93%	December 2021	14.80	15.00	14.76	14.81	14.81	---	---	---	16.62	---	47	237	6,652
				March 2022	---	---	---	---	15.11	---	---	---	---	---	---	---	---
				June 2022	---	---	---	---	15.19	---	---	---	---	---	---	---	---
				September 2022	---	---	---	---	15.27	---	---	---	---	---	---	---	---
<b>NATIONAL BANK (CR)</b>				(Contract Size: 100 Securities, Physical Delivery)													
2.58	2.542	2.552	-0.82%	December 2021	2.58	2.58	2.55	2.55	2.55	---	---	---	2.66	---	90	1,487	26,823
				March 2022	---	---	---	---	2.60	---	---	---	---	---	---	---	---
				June 2022	---	---	---	---	2.61	---	---	---	---	---	---	---	---
				September 2022	---	---	---	---	2.62	---	---	---	---	---	---	---	---
<b>OPAP (CR)</b>				(Contract Size: 100 Securities, Physical Delivery)													
13.5	13.37	13.4	-0.74%	December 2021	13.33	13.33	13.33	13.33	13.33	---	---	---	13.72	---	1	1	1,135
				March 2022	---	---	---	---	13.62	---	---	---	---	---	---	---	---
				June 2022	---	---	---	---	13.69	---	---	---	---	---	---	---	---
				September 2022	---	---	---	---	13.76	---	---	---	---	---	---	---	---
<b>OTE (CR)</b>				(Contract Size: 100 Securities, Physical Delivery)													
16.185	15.9	15.9	-1.12%	December 2021	15.81	15.86	15.76	15.76	15.76	---	---	---	16.44	---	9	28	1,116
				March 2022	---	---	---	---	16.22	---	---	---	---	---	---	---	---
				June 2022	---	---	---	---	16.31	---	---	---	---	---	---	---	---
				September 2022	---	---	---	---	16.39	---	---	---	---	---	---	---	---

## Derivatives notes

Fixing prices and final open positions can be retrieved from the following path <http://www.helex.gr/el/web/guest/statistics-end-of-day-derivatives>

Underlying Asset				Derivatives Market													
Price max	Price min	Closing price	change	Delivery Month	Open price	Price max	Price min	Last price	Closing price	Last Bid	Last Ask	Fixing price*	Life high	Life low	Trades	Volume	Open Interest
<b>P.P.A. S.A. (CR)</b>				(Contract Size: 100 Securities, Physical Delivery)													
18.82	18.42	18.58	-0.96%	December 2021	18.89	18.89	18.54	18.58	18.58	---	---	---	19.81	---	8	10	412
				March 2022	---	---	---	---	18.93	---	---	---	---	---	---	---	---
				June 2022	---	---	---	---	19.02	---	---	---	---	---	---	---	---
				September 2022	---	---	---	---	19.12	---	---	---	---	---	---	---	---
<b>PIRAEUS FINANCIAL HOLD (CR)</b>				(Contract Size: 100 Securities, Physical Delivery)													
1.435	1.412	1.415	-1.39%	December 2021	1.43	1.43	1.40	1.40	1.40	---	---	---	1.79	---	66	307	22,829
				March 2022	---	---	---	---	1.45	---	---	---	---	---	---	---	---
				June 2022	---	---	---	---	1.46	---	---	---	---	---	---	---	---
				September 2022	---	---	---	---	1.46	---	---	---	---	---	---	---	---
<b>PPC (CR)</b>				(Contract Size: 100 Securities, Physical Delivery)													
8.89	8.72	8.72	-1.58%	December 2021	8.83	8.88	8.72	8.73	8.73	---	---	---	10.97	---	92	468	15,113
				March 2022	---	---	---	---	8.94	---	---	---	---	---	---	---	---
				June 2022	---	---	---	---	8.98	---	---	---	---	---	---	---	---
				September 2022	---	---	---	---	9.03	---	---	---	---	---	---	---	---
<b>TERNA ENERGY (CR)</b>				(Contract Size: 100 Securities, Physical Delivery)													
11.46	11.28	11.28	-1.74%	December 2021	11.38	11.38	11.30	11.30	11.30	---	---	---	12.39	---	7	22	1,909
				March 2022	---	---	---	---	11.58	---	---	---	---	---	---	---	---
				June 2022	---	---	---	---	11.64	---	---	---	---	---	---	---	---
				September 2022	---	---	---	---	11.70	---	---	---	---	---	---	---	---
<b>TITAN CEMENT (CB)</b>				(Contract Size: 100 Securities, Physical Delivery)													
14.92	14.72	14.72	-1.21%	December 2021	14.85	14.86	14.78	14.78	14.78	---	---	---	16.40	---	8	27	1,051
				March 2022	---	---	---	---	15.03	---	---	---	---	---	---	---	---
				June 2022	---	---	---	---	15.11	---	---	---	---	---	---	---	---
				September 2022	---	---	---	---	15.18	---	---	---	---	---	---	---	---
<b>VIOHALCO SA/NV (CB)</b>				(Contract Size: 100 Securities, Physical Delivery)													
4.6	4.42	4.545	-0.33%	December 2021	4.56	4.59	4.46	4.55	4.55	---	---	---	4.90	---	28	56	7,626
				March 2022	---	---	---	---	4.60	---	---	---	---	---	---	---	---
				June 2022	---	---	---	---	4.62	---	---	---	---	---	---	---	---
				September 2022	---	---	---	---	4.65	---	---	---	---	---	---	---	---

Derivatives notes

Fixing prices and final open positions can be retrieved from the following path <http://www.helex.gr/el/web/guest/statistics-end-of-day-derivatives>

FTSE/Athex Large Cap

(Trade Unit: 1 Index Point x 2€ - Exercise Style: European, Cash Settlement)

Exercise Price	Call Options														Put Options																			
	October 2021						November 2021						Other Months		October 2021						November 2021						Other Months		Exercise Price					
	Open price	Price max	Price min	Last price	Closing price	Volume	Open Interest	Open price	Price max	Price min	Last price	Closing price	Volume	Open Interest	Volume	Open Interest	Open price	Price max	Price min	Last price	Closing price	Volume	Open Interest	Open price	Price max	Price min	Last price	Closing price		Volume	Open Interest	Volume	Open Interest	
1,650	-	-	-	-	-	-	-	-	-	-	-	-	-	-	-	-	-	-	-	-	-	-	-	-	-	-	-	-		-	-	-	-	1,650
1,675	-	-	-	-	-	-	-	-	-	-	-	-	-	-	-	-	-	-	-	-	-	-	-	-	-	-	-	-	-	-	-	-	1,675	
1,700	-	-	-	-	-	-	-	-	-	-	-	-	-	-	-	-	-	-	-	-	-	-	-	-	-	-	-	-	-	-	-	-	1,700	
1,725	-	-	-	-	-	-	-	-	-	-	-	-	-	-	-	-	-	-	-	-	-	-	-	-	-	-	-	-	-	-	-	-	1,725	
1,750	-	-	-	-	-	-	-	-	-	-	-	-	-	-	-	-	-	-	-	-	-	-	-	-	-	-	-	-	-	-	-	-	1,750	
1,775	-	-	-	-	-	-	-	-	-	-	-	-	-	-	-	-	-	-	-	-	-	-	-	-	-	-	-	-	-	-	-	-	1,775	
1,800	-	-	-	-	-	-	-	-	-	-	-	-	-	-	-	-	-	-	-	-	-	-	-	-	-	-	-	-	-	-	-	-	1,800	
1,825	-	-	-	-	-	-	-	-	-	-	-	-	-	-	-	-	-	-	-	-	-	-	-	-	-	-	-	-	-	-	-	-	1,825	
1,850	-	-	-	-	-	-	-	-	-	-	-	-	-	-	-	-	-	-	-	-	-	-	-	-	-	-	-	-	-	-	-	-	1,850	
1,875	0.00	0.00	0.00	-	286.00	-	-	-	-	-	-	-	-	-	-	-	0.00	0.00	0.00	-	0.01	-	-	-	-	-	-	-	-	-	-	-	1,875	
1,900	0.00	0.00	0.00	-	261.00	-	-	-	-	-	-	-	-	-	-	-	0.00	0.00	0.00	-	0.01	-	1	-	-	-	-	-	-	-	-	-	1,900	
1,925	0.00	0.00	0.00	-	236.00	-	-	0.00	0.00	0.00	-	237.00	-	-	-	0.00	0.00	0.00	-	0.01	-	-	0.00	0.00	0.00	-	3.80	-	-	-	-	1,925		
1,950	0.00	0.00	0.00	-	211.00	-	-	0.00	0.00	0.00	-	214.00	-	-	-	0.00	0.00	0.00	-	0.04	-	-	0.00	0.00	0.00	-	5.70	-	-	-	-	1,950		
1,975	0.00	0.00	0.00	-	186.00	-	-	0.00	0.00	0.00	-	191.00	-	-	-	0.00	0.00	0.00	-	0.02	-	15	0.00	0.00	0.00	-	8.40	-	-	-	-	1,975		
2,000	0.00	0.00	0.00	-	161.00	-	-	0.00	0.00	0.00	-	170.00	-	-	-	0.00	0.00	0.00	-	0.08	-	21	0.00	0.00	0.00	-	11.75	-	22	-	-	2,000		
2,050	0.00	0.00	0.00	-	112.00	-	20	0.00	0.00	0.00	-	130.00	-	20	-	0.00	0.00	0.00	-	0.88	-	65	0.00	0.00	0.00	-	22.00	-	99	-	-	2,050		
2,100	52.00	52.00	52.00	52.00	52.00	10	31	80.00	80.00	80.00	80.00	80.00	20	-	-	0.00	52.00	0.00	-	5.40	-	111	48.50	48.50	48.50	48.50	48.50	20	52	-	-	2,100		
2,150	16.00	16.00	16.00	16.00	16.00	5	67	49.50	49.50	49.50	49.50	49.50	20	21	-	0.00	16.00	0.00	-	20.00	-	160	0.00	0.00	0.00	-	59.00	-	60	-	-	2,150		
2,200	0.00	0.00	0.00	-	10.75	-	93	0.00	0.00	0.00	-	45.00	-	121	-	0.00	0.00	0.00	-	49.50	-	20	0.00	0.00	0.00	-	86.50	-	160	-	-	2,200		
2,250	0.00	0.00	0.00	-	2.50	-	88	0.00	0.00	0.00	-	28.75	-	60	-	0.00	0.00	0.00	-	91.00	-	60	0.00	0.00	0.00	-	120.00	-	60	-	-	2,250		
2,300	0.00	0.00	0.00	-	0.40	-	45	0.00	0.00	0.00	-	17.50	-	-	-	0.00	0.00	0.00	-	139.00	-	20	0.00	0.00	0.00	-	159.00	-	-	-	-	2,300		
2,350	0.00	0.00	0.00	-	0.04	-	-	0.00	0.00	0.00	-	10.00	-	1	-	0.00	0.00	0.00	-	189.00	-	-	0.00	0.00	0.00	-	201.00	-	-	-	-	2,350		
2,400	0.00	0.00	0.00	-	0.01	-	-	0.00	0.00	0.00	-	5.50	-	-	-	0.00	0.00	0.00	-	239.00	-	-	0.00	0.00	0.00	-	247.00	-	-	-	-	2,400		
2,450	0.00	0.00	0.00	-	0.01	-	-	0.00	0.00	0.00	-	2.90	-	-	-	0.00	0.00	0.00	-	289.00	-	-	0.00	0.00	0.00	-	294.00	-	-	-	-	2,450		
2,500	0.00	0.00	0.00	-	0.01	-	-	0.00	0.00	0.00	-	1.40	-	-	-	0.00	0.00	0.00	-	339.00	-	-	0.00	0.00	0.00	-	342.00	-	-	-	-	2,500		
Totals:						15	344						40	223	0	0							0	473							20	453	0	0
Number of Trades:						2							3			0							0								1			0

ALPHA SERVICES HOLD (CR)

(Contract Size: 100 Securities, Exercise Style: American, Physical Delivery)

Call Options															Put Options																	
October 2021							November 2021							Other Months		October 2021							November 2021							Other Months		Exercise Price
Open price	Price max	Price min	Last price	Closing price	Volume	Open Interest	Open price	Price max	Price min	Last price	Closing price	Volume	Open Interest	Volume	Open Interest	Open price	Price max	Price min	Last price	Closing price	Volume	Open Interest	Open price	Price max	Price min	Last price	Closing price	Volume	Open Interest	Volume	Open Interest	
0.450					-	-						-	-								-	-						-	-			0.005
0.500					-	-						-	-								-	-						-	-			0.005
0.550					-	-						-	-								-	-						-	-			0.006
0.600					-	-						-	-								-	-						-	-			0.006
0.650					-	-						-	-								-	-						-	-			0.007
0.700					-	-						-	-								-	-						-	-			0.007
0.750	0.000	0.000	0.000		0.370	-	-					-	-			0.000	0.000	0.000		0.001	-	-						-	-			0.008
0.800	0.000	0.000	0.000		0.320	-	-	0.000	0.000	0.000		0.323	-	-		0.000	0.000	0.000		0.001	-	-	0.000	0.000	0.000		0.001	-	-			0.008
0.850	0.000	0.000	0.000		0.271	-	-	0.000	0.000	0.000		0.275	-	-		0.000	0.000	0.000		0.001	-	-	0.000	0.000	0.000		0.003	-	-			0.009
0.900	0.000	0.000	0.000		0.222	-	-	0.000	0.000	0.000		0.228	-	-		0.000	0.000	0.000		0.002	-	-	0.000	0.000	0.000		0.006	-	-			0.009
0.950	0.000	0.000	0.000		0.176	-	-	0.000	0.000	0.000		0.185	-	-		0.000	0.000	0.000		0.006	-	-	0.000	0.000	0.000		0.013	-	-			0.010
1.000	0.000	0.000	0.000		0.134	-	-	0.000	0.000	0.000		0.146	-	-		0.000	0.000	0.000		0.014	-	-	0.000	0.000	0.000		0.024	-	-			0.010
1.100	0.000	0.000	0.000		0.067	-	-	0.000	0.000	0.000		0.083	-	-		0.000	0.000	0.000		0.047	-	-	0.000	0.000	0.000		0.061	-	-			0.011
1.200	0.000	0.000	0.000		0.027	-	-	0.000	0.000	0.000		0.042	-	-		0.000	0.000	0.000		0.107	-	-	0.000	0.000	0.000		0.120	-	-			0.012
1.300	0.000	0.000	0.000		0.009	-	-	0.000	0.000	0.000		0.019	-	-		0.000	0.000	0.000		0.189	-	-	0.000	0.000	0.000		0.197	-	-			0.013
1.400	0.000	0.000	0.000		0.003	-	-	0.000	0.000	0.000		0.008	-	-		0.000	0.000	0.000		0.282	-	-	0.000	0.000	0.000		0.286	-	-			0.014
1.500	0.000	0.000	0.000		0.001	-	-	0.000	0.000	0.000		0.003	-	-		0.000	0.000	0.000		0.380	-	-	0.000	0.000	0.000		0.381	-	-			0.015
1.600	0.000	0.000	0.000		0.001	-	-	0.000	0.000	0.000		0.001	-	-		0.000	0.000	0.000		0.480	-	-	0.000	0.000	0.000		0.480	-	-			0.016
1.700	0.000	0.000	0.000		0.001	-	-	0.000	0.000	0.000		0.001	-	-		0.000	0.000	0.000		0.580	-	-	0.000	0.000	0.000		0.580	-	-			0.017
1.800					-	-						-	-							-	-						-	-			0.018	
Totals:					0	0						0	0	0	0	0					0	0					0	0	0	0	0	
Number of Trades:					0							0	0									0.00						0			0	

NATIONAL BANK (CR)

(Contract Size: 100 Securities, Exercise Style: American, Physical Delivery)

Exercise Price	Call Options														Put Options																		
	October 2021						November 2021						Other Months		October 2021						November 2021						Other Months		Exercise Price				
	Open price	Price max	Price min	Last price	Closing price	Volume	Open Interest	Open price	Price max	Price min	Last price	Closing price	Volume	Open Interest	Volume	Open Interest	Open price	Price max	Price min	Last price	Closing price	Volume	Open Interest	Open price	Price max	Price min	Last price	Closing price		Volume	Open Interest	Volume	Open Interest
1.300						-	-							-	-																		
1.400						-	-							-	-																		0.014
1.500						-	-							-	-																		0.015
1.600	0.000	0.000	0.000		0.971	-	-	0.000	0.000	0.000		0.974	-	-	0.000	0.000	0.000	0.000	0.001	-	-	0.000	0.000	0.000	0.000	0.001	-	-	-	-	0.016		
1.700	0.000	0.000	0.000		0.871	-	-	0.000	0.000	0.000		0.874	-	-	0.000	0.000	0.000	0.000	0.001	-	-	0.000	0.000	0.000	0.000	0.001	-	-	-	-	0.017		
1.800	0.000	0.000	0.000		0.771	-	-	0.000	0.000	0.000		0.775	-	-	0.000	0.000	0.000	0.000	0.001	-	-	0.000	0.000	0.000	0.000	0.001	-	-	-	-	0.018		
1.900	0.000	0.000	0.000		0.671	-	-	0.000	0.000	0.000		0.677	-	-	0.000	0.000	0.000	0.000	0.001	-	-	0.000	0.000	0.000	0.000	0.003	-	-	-	-	0.019		
2.000	0.000	0.000	0.000		0.571	-	-	0.000	0.000	0.000		0.581	-	-	0.000	0.000	0.000	0.000	0.001	-	-	0.000	0.000	0.000	0.000	0.007	-	-	-	-	0.020		
2.200	0.000	0.000	0.000		0.372	-	-	0.000	0.000	0.000		0.403	-	-	0.000	0.000	0.000	0.000	0.001	-	-	0.000	0.000	0.000	0.000	0.028	-	-	-	-	0.022		
2.400	0.000	0.000	0.000		0.187	-	3	0.000	0.000	0.000		0.254	-	-	0.000	0.000	0.000	0.000	0.016	-	2	0.000	0.000	0.000	0.000	0.079	-	-	-	-	0.024		
2.600	0.000	0.000	0.000		0.060	-	-	0.000	0.000	0.000		0.145	-	150	0.000	0.000	0.000	0.000	0.089	-	-	0.000	0.000	0.000	0.000	0.169	-	-	-	-	0.026		
2.800	0.000	0.000	0.000		0.011	-	-	0.000	0.000	0.000		0.073	-	-	0.000	0.000	0.000	0.000	0.240	-	-	0.000	0.000	0.000	0.000	0.298	-	-	-	-	0.028		
3.000	0.000	0.000	0.000		0.001	-	-	0.000	0.000	0.000		0.035	-	-	0.000	0.000	0.000	0.000	0.430	-	-	0.000	0.000	0.000	0.000	0.460	-	-	-	-	0.030		
3.200	0.000	0.000	0.000		0.001	-	-	0.000	0.000	0.000		0.015	-	-	0.000	0.000	0.000	0.000	0.630	-	-	0.000	0.000	0.000	0.000	0.640	-	-	-	-	0.032		
3.400	0.000	0.000	0.000		0.001	-	-	0.000	0.000	0.000		0.006	-	-	0.000	0.000	0.000	0.000	0.830	-	-	0.000	0.000	0.000	0.000	0.832	-	-	-	-	0.034		
3.600	0.000	0.000	0.000		0.001	-	-	0.000	0.000	0.000		0.002	-	-	0.000	0.000	0.000	0.000	1.03	-	-	0.000	0.000	0.000	0.000	1.03	-	-	-	-	0.036		
3.800						-	-							-	-																	0.038	
Totals:						0	3					0	150	0	0					0	2					0	0	0	300				
Number of Trades:						0						0		0						0.00						0		0					

OPAP (CR)

(Contract Size: 100 Securities, Exercise Style: American, Physical Delivery)

Exercise Price	Call Options														Put Options														Exercise Price				
	October 2021						November 2021						Other Months		October 2021						November 2021						Other Months						
	Open price	Price max	Price min	Last price	Closing price	Volume	Open Interest	Open price	Price max	Price min	Last price	Closing price	Volume	Open Interest	Volume	Open Interest	Open price	Price max	Price min	Last price	Closing price	Volume	Open Interest	Open price	Price max	Price min	Last price	Closing price		Volume	Open Interest	Volume	Open Interest
8.000						-	-						-	-								-	-										0.080
8.400	0.000	0.000	0.000		5.10	-	-						-	-			0.000	0.000	0.000		0.001	-	-									0.084	
8.800	0.000	0.000	0.000		4.70	-	-	0.000	0.000	0.000		4.72	-	-			0.000	0.000	0.000		0.001	-	-	0.000	0.000	0.000		0.001	-	-		0.088	
9.200	0.000	0.000	0.000		4.30	-	-	0.000	0.000	0.000		4.32	-	-			0.000	0.000	0.000		0.001	-	-	0.000	0.000	0.000		0.001	-	-		0.092	
9.600	0.000	0.000	0.000		3.90	-	-	0.000	0.000	0.000		3.92	-	-			0.000	0.000	0.000		0.001	-	-	0.000	0.000	0.000		0.001	-	-		0.096	
10.000	0.000	0.000	0.000		3.50	-	-	0.000	0.000	0.000		3.52	-	-			0.000	0.000	0.000		0.001	-	-	0.000	0.000	0.000		0.001	-	-		0.100	
11.000	0.000	0.000	0.000		2.50	-	-	0.000	0.000	0.000		2.53	-	-			0.000	0.000	0.000		0.001	-	30	0.000	0.000	0.000		0.004	-	-		0.110	
12.000	0.000	0.000	0.000		1.51	-	5	0.000	0.000	0.000		1.58	-	-			0.000	0.000	0.000		0.002	-	-	0.000	0.000	0.000		0.049	-	-		0.120	
13.000	0.000	0.000	0.000		0.587	-	-	0.000	0.000	0.000		0.788	-	5			0.000	0.000	0.000		0.082	-	-	0.000	0.000	0.000		0.259	-	-		0.130	
14.000	0.000	0.000	0.000		0.092	-	5	0.000	0.000	0.000		0.296	-	20			0.000	0.000	0.000		0.587	-	-	0.000	0.000	0.000		0.767	-	-		0.140	
15.000	0.000	0.000	0.000		0.004	-	-	0.000	0.000	0.000		0.079	-	5			0.000	0.000	0.000		1.50	-	-	0.000	0.000	0.000		1.56	-	-		0.150	
16.000	0.000	0.000	0.000		0.001	-	-	0.000	0.000	0.000		0.016	-	-			0.000	0.000	0.000		2.50	-	-	0.000	0.000	0.000		2.50	-	-		0.160	
17.000	0.000	0.000	0.000		0.001	-	-	0.000	0.000	0.000		0.002	-	-			0.000	0.000	0.000		3.50	-	-	0.000	0.000	0.000		3.50	-	-		0.170	
18.000	0.000	0.000	0.000		0.001	-	-	0.000	0.000	0.000		0.001	-	-			0.000	0.000	0.000		4.50	-	-	0.000	0.000	0.000		4.50	-	-		0.180	
19.000	0.000	0.000	0.000		0.001	-	-	0.000	0.000	0.000		0.001	-	-			0.000	0.000	0.000		5.50	-	-	0.000	0.000	0.000		5.50	-	-		0.190	
Totals:						0	10						0	30	0	0						0	30					0	50	0	0		
Number of Trades:							0						0		0							0.00						0		0			

OTE (CR)

(Contract Size: 100 Securities, Exercise Style: American, Physical Delivery)

Exercise Price	Call Options														Put Options														Exercise Price					
	October 2021						November 2021						Other Months		October 2021						November 2021						Other Months							
	Open price	Price max	Price min	Last price	Closing price	Volume	Open Interest	Open price	Price max	Price min	Last price	Closing price	Volume	Open Interest	Volume	Open Interest	Open price	Price max	Price min	Last price	Closing price	Volume	Open Interest	Open price	Price max	Price min	Last price	Closing price		Volume	Open Interest	Volume	Open Interest	
8.800						-	-							-	-																			0.088
9.200						-	-							-	-																			0.092
9.600	0.000	0.000	0.000		6.48	-	-							-	-	0.000	0.000	0.000		0.001	-	-												0.096
10.000	0.000	0.000	0.000		6.08	-	-							-	-	0.000	0.000	0.000		0.001	-	-											0.100	
11.000	0.000	0.000	0.000		5.08	-	-	0.000	0.000	0.000		5.11	-	-						0.001	-	-	0.000	0.000	0.000		0.001	-	-				0.110	
12.000	0.000	0.000	0.000		4.08	-	-	0.000	0.000	0.000		4.11	-	-						0.001	-	-	0.000	0.000	0.000		0.001	-	-				0.120	
13.000	0.000	0.000	0.000		3.09	-	-	0.000	0.000	0.000		3.11	-	-						0.001	-	-	0.000	0.000	0.000		0.003	-	-				0.130	
14.000	0.000	0.000	0.000		2.09	-	-	0.000	0.000	0.000		2.14	-	-						0.001	-	-	0.000	0.000	0.000		0.031	-	-				0.140	
15.000	0.000	0.000	0.000		1.10	-	-	0.000	0.000	0.000		1.27	-	-						0.011	-	21	0.000	0.000	0.000		0.160	-	-				0.150	
16.000	0.000	0.000	0.000		0.310	-	10	0.000	0.000	0.000		0.623	-	-						0.224	-	10	0.000	0.000	0.000		0.508	-	-				0.160	
17.000	0.000	0.000	0.000		0.028	-	10	0.000	0.000	0.000		0.243	-	-						0.943	-	-	0.000	0.000	0.000		1.13	-	-				0.170	
18.000	0.047	0.047	0.047	0.047	0.047	5	35	0.000	0.000	0.000		0.075	-	-						1.92	-	25	0.000	0.000	0.000		1.97	-	-				0.180	
19.000	0.000	0.000	0.000		0.002	-	-	0.000	0.000	0.000		0.018	-	-						2.92	-	-	0.000	0.000	0.000		2.92	-	-				0.190	
20.000	0.000	0.000	0.000		0.001	-	-	0.000	0.000	0.000		0.003	-	-						3.92	-	-	0.000	0.000	0.000		3.92	-	-				0.200	
22.000	0.000	0.000	0.000		0.001	-	-	0.000	0.000	0.000		0.001	-	-						5.92	-	-	0.000	0.000	0.000		5.92	-	-				0.220	
24.000	0.000	0.000	0.000		0.001	-	-	0.000	0.000	0.000		0.001	-	-						7.92	-	-	0.000	0.000	0.000		7.92	-	-				0.240	
Totals:						5	55							0	0	0	0																	
Number of Trades:						1								0		0																	0.00	

PIRAEUS FINANCIAL HOLD (CR)

(Contract Size: 100 Securities, Exercise Style: American, Physical Delivery)

Exercise Price	Call Options														Put Options																			
	October 2021						November 2021						Other Months		October 2021						November 2021						Other Months		Exercise Price					
	Open price	Price max	Price min	Last price	Closing price	Volume	Open Interest	Open price	Price max	Price min	Last price	Closing price	Volume	Open Interest	Volume	Open Interest	Open price	Price max	Price min	Last price	Closing price	Volume	Open Interest	Open price	Price max	Price min	Last price	Closing price		Volume	Open Interest	Volume	Open Interest	
0.150						-	-							-	-																			
0.200						-	-							-	-																			0.002
0.250						-	-							-	-																			0.003
0.300						-	-							-	-																			0.003
0.350						-	-							-	-																			0.004
0.400						-	-							-	-																			0.004
0.450						-	-							-	-																			0.005
0.500						-	-							-	-																			0.005
0.550						-	-							-	-																			0.006
0.600						-	-							-	-																			0.006
0.650						-	-							-	-																			0.007
0.700						-	-							-	-																			0.007
0.750						-	-							-	-																			0.008
0.800						-	-							-	-																			0.008
0.850						-	-							-	-																			0.009
0.900	0.000	0.000	0.000		0.540	-	-	0.000	0.000	0.000		0.542	-	-		0.000	0.000	0.000		0.001	-	-		0.000	0.000	0.000		0.002	-	-		0.009		
0.950	0.000	0.000	0.000		0.490	-	-	0.000	0.000	0.000		0.492	-	-		0.000	0.000	0.000		0.001	-	-		0.000	0.000	0.000		0.001	-	-		0.010		
1.000	0.000	0.000	0.000		0.440	-	-	0.000	0.000	0.000		0.442	-	-		0.000	0.000	0.000		0.001	-	-		0.000	0.000	0.000		0.001	-	-		0.010		
1.100	0.000	0.000	0.000		0.341	-	-	0.000	0.000	0.000		0.344	-	-		0.000	0.000	0.000		0.001	-	-		0.000	0.000	0.000		0.001	-	-		0.011		
1.200	0.000	0.000	0.000		0.242	-	-	0.000	0.000	0.000		0.250	-	-		0.000	0.000	0.000		0.002	-	-		0.000	0.000	0.000		0.007	-	-		0.012		
1.300	0.000	0.000	0.000		0.151	-	-	0.000	0.000	0.000		0.167	-	-		0.000	0.000	0.000		0.010	-	-		0.000	0.000	0.000		0.024	-	-		0.013		
1.400	0.000	0.000	0.000		0.078	-	-	0.000	0.000	0.000		0.101	-	-		0.000	0.000	0.000		0.037	-	-		0.000	0.000	0.000		0.058	-	-		0.014		
1.500	0.000	0.000	0.000		0.033	-	-	0.000	0.000	0.000		0.055	-	-		0.000	0.000	0.000		0.092	-	-		0.000	0.000	0.000		0.111	-	-		0.015		
1.600	0.000	0.000	0.000		0.011	-	-	0.000	0.000	0.000		0.027	-	-		0.000	0.000	0.000		0.170	-	-		0.000	0.000	0.000		0.184	-	-		0.016		
1.700	0.000	0.000	0.000		0.003	-	-	0.000	0.000	0.000		0.012	-	-		0.000	0.000	0.000		0.262	-	-		0.000	0.000	0.000		0.269	-	-		0.017		
1.800	0.000	0.000	0.000		0.001	-	-	0.000	0.000	0.000		0.005	-	-		0.000	0.000	0.000		0.360	-	-		0.000	0.000	0.000		0.363	-	-		0.018		
1.900	0.000	0.000	0.000		0.002	-	-	0.000	0.000	0.000		0.002	-	-		0.000	0.000	0.000		0.460	-	-		0.000	0.000	0.000		0.460	-	-		0.019		
2.000	0.000	0.000	0.000		0.001	-	-							-	-																		0.020	
2.200						-	-							-	-																			0.022
2.400						-	-							-	-																			0.024
2.600						-	-							-	-																			0.026
2.800						-	-							-	-																			0.028
3.000						-	-							-	-																			0.030
3.200						-	-							-	-																			0.032
3.400						-	-							-	-																			0.034
3.600						-	-							-	-																			0.036



PIRAEUS FINANCIAL HOLD (CR)

(Contract Size: 100 Securities, Exercise Style: American, Physical Delivery)

Call Options																Put Options																			
October 2021								November 2021								Other Months				October 2021					November 2021					Other Months				Exercise Price	
Exercise Price	Open price	Price max	Price min	Last price	Closing price	Volume	Open Interest	Open price	Price max	Price min	Last price	Closing price	Volume	Open Interest	Volume	Open Interest	Open price	Price max	Price min	Last price	Closing price	Volume	Open Interest	Open price	Price max	Price min	Last price	Closing price	Volume	Open Interest	Volume	Open Interest			
3.800						-	-							-	-									-	-									0.038	
4.000						-	-							-	-									-	-									0.040	
4.400						-	-							-	-									-	-									0.044	
4.800						-	-							-	-									-	-									0.048	
5.200						-	-							-	-									-	-									0.052	
5.600						-	-							-	-									-	-									0.056	
6.000						-	-							-	-									-	-									0.060	
6.400						-	-							-	-									-	-									0.064	
6.800						-	-							-	-									-	-									0.068	
Totals:						0	0						0	0	0	0	0						0	0							0	0	0	0	
Number of Trades:						0							0	0	0									0.00							0		0		

PPC (CR)

(Contract Size: 100 Securities, Exercise Style: American, Physical Delivery)

Exercise Price	Call Options														Put Options														Exercise Price									
	October 2021						November 2021						Other Months		October 2021						November 2021						Other Months											
	Open price	Price max	Price min	Last price	Closing price	Volume	Open Interest	Open price	Price max	Price min	Last price	Closing price	Volume	Open Interest	Volume	Open Interest	Open price	Price max	Price min	Last price	Closing price	Volume	Open Interest	Open price	Price max	Price min	Last price	Closing price		Volume	Open Interest	Volume	Open Interest					
4.800						-	-						-	-							-	-						-	-							-	-	0.048
5.200						-	-						-	-							-	-						-	-							-	-	0.052
5.600						-	-						-	-							-	-						-	-							-	-	0.056
6.000	0.000	0.000	0.000		2.86	-	-	0.000	0.000	0.000		2.88	-	-						0.001	-	-	0.000	0.000	0.000		0.003	-	-						0.060			
6.400	0.000	0.000	0.000		2.46	-	-	0.000	0.000	0.000		2.48	-	-						0.001	-	-	0.000	0.000	0.000		0.009	-	-						0.064			
6.800	0.000	0.000	0.000		2.06	-	-	0.000	0.000	0.000		2.10	-	-						0.001	-	-	0.000	0.000	0.000		0.025	-	-						0.068			
7.200	0.000	0.000	0.000		1.66	-	-	0.000	0.000	0.000		1.74	-	-						0.001	-	-	0.000	0.000	0.000		0.059	-	-						0.072			
7.600	0.000	0.000	0.000		1.27	-	-	0.000	0.000	0.000		1.40	-	-						0.003	-	-	0.000	0.000	0.000		0.119	-	-						0.076			
8.000	0.000	0.000	0.000		0.881	-	61	0.000	0.000	0.000		1.09	-	-						0.018	-	5	0.000	0.000	0.000		0.213	-	-						0.080			
8.400	0.000	0.000	0.000		0.540	-	15	0.000	0.000	0.000		0.828	-	6						0.077	-	5	0.000	0.000	0.000		0.349	-	-						0.084			
8.800	0.000	0.000	0.000		0.280	-	140	0.000	0.000	0.000		0.609	-	86						0.217	-	10	0.000	0.000	0.000		0.530	-	-						0.088			
9.200	0.000	0.000	0.000		0.118	-	10	0.000	0.000	0.000		0.436	-	36						0.455	-	5	0.000	0.000	0.000		0.756	-	-						0.092			
9.600	0.000	0.000	0.000		0.040	-	275	0.000	0.000	0.000		0.304	-	21						0.777	-	120	0.000	0.000	0.000		1.02	-	-						0.096			
10.000	0.000	0.000	0.000		0.011	-	126	0.000	0.000	0.000		0.206	-	35						1.15	-	32	0.000	0.000	0.000		1.33	-	-						0.100			
11.000	0.000	0.000	0.000		0.001	-	79	0.000	0.000	0.000		0.069	-	13						2.14	-	20	0.000	0.000	0.000		2.19	-	-						0.110			
12.000	0.000	0.000	0.000		0.001	-	11	0.000	0.000	0.000		0.020	-	-						3.14	-	-	0.000	0.000	0.000		3.15	-	-						0.120			
13.000	0.000	0.000	0.000		0.001	-	-	0.000	0.000	0.000		0.005	-	-						4.14	-	-	0.000	0.000	0.000		4.14	-	-						0.130			
14.000	0.000	0.000	0.000		0.001	-	-	0.000	0.000	0.000		0.001	-	-						5.14	-	-	0.000	0.000	0.000		5.14	-	-						0.140			
15.000	0.000	0.000	0.000		0.001	-	-	0.000	0.000	0.000		0.001	-	-						6.14	-	-	0.000	0.000	0.000		6.14	-	-						0.150			
Totals:						0	717							0	197	0	0							0	197							0	127	0	0			
Number of Trades:						0								0		0								0.00								0		0				

Lending Products	Underlying Title	Multilateral Transactions[1]					Bilateral Transactions[2]		Stock Borrowing through OTC (volume)[3]
		Open Interest[5]	Volume(Offered)	Average Weighted	Transactions volume	Average Weighted	Transactions Volume	Average Weighted	Transactions Volume
ADMIEBOR	ADMIE (IPTO) HOLDING S.A. (CR)	59,000	---	---	---	---	---	88,452	
AEGNBOR	AEGEAN AIRLINES (CR)	9,578	---	---	---	---	---	26,619	
ALPHABOR	ALPHA SERVICES HOLD (CR)	---	---	---	---	---	---	57,650,787	
ALMYBOR	ALUMIL (CR)	---	---	---	---	---	---	---	
TATTBOR	ATTICA BANK S.A. (CR)	---	---	---	---	---	---	4	
EEEBOR	CC HBC AG (CR)	3,989	---	---	---	---	---	70,546	
CENERBOR	CENERGY HOLDINGS (CB)	---	---	---	---	---	---	---	
ELLAKTORBOR	ELLAKTOR (CR)	---	---	---	---	---	---	6,870	
EUROBBOR	EUROBANK HOLDINGS (CR)	505,078	---	---	---	---	---	52,745,249	
EYDAPBOR	EYDAP S.A. (CR)	2,400	---	---	---	---	---	222,781	
FFGRPBOR	FOLLI FOLLIE (CR)	---	---	---	---	---	---	900,530	
FOYRKBOR	FOURLIS (CR)	---	---	---	---	---	---	22,250	
GEKTERNABOR	GEK TERNA (CR)	---	---	---	---	---	---	11,393	
SARBOR	GR. SARANTIS S.A. (CR)	---	---	---	---	---	---	1,390	
EXAEBOR	HELLENIC EXCHANGES-A.S.E. (CR)	3,000	---	---	---	---	---	152,047	
ELPEBOR	HELLENIC PETROLEUM (CR)	---	---	---	15,500	4.06%	---	68,571	
INTRKBOR	INTRACOM HOLDINGS (CR)	---	---	---	---	---	---	---	
BELABOR	JUMBO SA (CR)	14,500	---	---	800	2.65%	---	225,771	
LAMDABOR	LAMDA DEVELOPMENT SA (CR)	---	---	---	---	---	---	80,394	
MIGBOR	MARFIN INVESTMENT GROUP (CR)	---	---	---	---	---	---	844,474	
MOHBOR	MOTOR OIL (CR)	21,601	---	---	3,000	2.65%	---	331,038	
MYTILBOR	MYTILINEOS (CR)	1,000	---	---	---	---	---	61,295	
ETEBOR	NATIONAL BANK (CR)	100	---	---	4,791	3.41%	---	7,210,838	
OPAPBOR	OPAP (CR)	117,482	---	---	---	---	---	1,341,594	
HTOBOR	OTE (CR)	74,585	---	---	---	---	---	1,387,334	
PPABOR	P.P.A. S.A. (CR)	1,964	---	---	---	---	---	10,401	
TPEIRBOR	PIRAEUS FINANCIAL HOLD (CR)	15,657	---	---	---	---	---	4,472,533	
PLAISBOR	PLAISIO COMPUTERS SA (CR)	---	---	---	---	---	---	100	
PPCBOR	PPC (CR)	3,000	---	---	---	---	---	1,412,797	
QUALBOR	QUALITY & RELIABILITY SA (CR)	---	---	---	---	---	---	---	
TENERGYBOR	TERNA ENERGY (CR)	---	---	---	---	---	---	13,569	

## Stock Lending Notes

[1] - Multilateral contracts Lending or Borrowing as per Methods 8-1, 8-2 and 8-3-3 (According to ATHEX BoD Resolution No.17)

[2] - Bilateral Contracts Lending or Borrowing as per Methods 8-3-1 and 8-3-2 (According to ATHEX BoD Resolution No.20 )

[3] - The information concerning OTC Stock Borrowing Transactions is based on the statements of the Dematerialised Securities System (DSS) operators involved and refers to volumes that have been registered up until the previous working day.

[4] - Average Price (Volume weighted)

[5] - The Data concerning Open Interest before the start of trading session

Lending Products	Underlying Title	Open Interest[5]	Multilateral Transactions[1]				Bilateral Transactions[2]		Stock Borrowing through OTC (volume)[3]
			Volume(Offered)	Average Weighted	Transactions volume	Average Weighted	Transactions Volume	Average Weighted	Transactions Volume
TITCBOR	TITAN CEMENT (CB)	8,000	---	---	---	---	---	---	227,584
VIOBOR	VIOHALCO SA/NV (CB)	16,447	---	---	---	---	---	---	---

## Stock Lending Notes

[1] - Multilateral contracts Lending or Borrowing as per Methods 8-1, 8-2 and 8-3-3 (According to ATHEX BoD Resolution No.17)

[2] - Bilateral Contracts Lending or Borrowing as per Methods 8-3-1 and 8-3-2 (According to ATHEX BoD Resolution No.20 )

[3] - The information concerning OTC Stock Borrowing Transactions is based on the statements of the Dematerialised Securities System (DSS) operators involved and refers to volumes that have been registered up until the previous working day.

[4] - Average Price (Volume weighted)

[5] - The Data concerning Open Interest before the start of trading session

## Sectors codification for listed companies

12003 -	ETF	10101010	Computer Services
10101015	Software	10102030	Computer Hardware
15101010	Telecommunications Equipment	15102015	Telecommunications Services
20101010	Health Care Facilities	20101025	Health Care Services
20102010	Medical Equipment	20103015	Pharmaceuticals
30101010	Banks	30202000	Diversified Financial Services
30202010	Asset Managers & Custodians	30202015	Investment Services
30302010	Full Line Insurance	30302015	Insurance Brokers
30302025	Property and Casualty Insurance	35101010	Real Estate Holding and Development
35101015	Real Estate Services	35102000	Diversified REITs
35102030	Office REITs	40201040	Rental & Leasing Services: Consumer
40202010	Home Construction	40202015	Household Furnishings
40202020	Household Appliance	40203040	Electronic Entertainment
40203045	Toys	40204020	Clothing & Accessories
40301010	Entertainment	40301030	Publishing
40301035	Radio & TV Broadcasters	40401010	Diversified Retailers
40401020	Apparel Retailers	40401025	Home Improvement Retailers
40401030	Specialty Retailers	40501010	Airlines
40501015	Travel & Tourism	40501020	Casinos & Gambling
40501025	Hotels & Motels	45101015	Distillers & Vintners
45101020	Soft Drinks	45102010	Farming Fishing Ranching & Plantations
45102020	Food Products	45103010	Tobacco
45201010	Food Retailers & Wholesalers	45201020	Personal Products
50101010	Construction	50101030	Cement
50101035	Building Materials: Other	50202010	Electrical Components
50203000	Diversified Industrials	50203015	Plastics
50203030	Containers & Packaging	50204000	Machinery: Industrial
50204020	Machinery: Construction & Handling	50205010	Industrial Suppliers
50205020	Back Office Support HR & Consulting	50205030	Forms & Bulk Printing Services
50206015	Commercial Vehicles & Parts	50206030	Marine Transportation
50206060	Transportation Services	55101000	Diversified Materials
55101020	Textile Products	55102000	General Mining
55102010	Iron & Steel	55102015	Metal Fabricating
55102035	Aluminum	60101000	Integrated Oil & Gas
60101020	Oil Refining and Marketing	65101010	Alternative Electricity
65101015	Conventional Electricity	65102030	Water



**ATHEX**  
Athens Stock Exchange

Λεωφ. Αθηνών 110 104 42 Αθήνα  
110, Athinon Ave. GR 104 42 Athens  
tel. (+30)210-33.66.800, fax (+30)210-33.66.101  
[www.athexgroup.gr](http://www.athexgroup.gr)