

21

Ημερήσιο Δελτίο  
Συναλλακτικής Δραστηριότητας

Daily Official List  
of Trading Activity

Tuesday, 21 September, 2021  
Year: 142 Trading Day No: 178



**ATHEXGROUP**  
Athens Exchange Group

**Disclaimer:**

Hellenic Exchanges-Athens Stock Exchange S.A endeavours to ensure that the data and other material ("Information") presented on the Daily Official List are accurate and complete, but it is not liable for any errors or omissions of data or /and for the accuracy, credibility, updating and completeness of the aforesaid information nor it has any liability arising directly or indirectly from the use of the above Information.

The Company is not liable for the accuracy of the data included in listed companies' announcements. Only the sender of such an announcement is fully and solely liable for any infringement of third party's rights from the content of such announcement. All contents of the Daily Official List are provided only for information purposes and do not constitute investment advice or solicitation to invest in securities or other products listed for trading on the Exchange.

You acknowledge and agree that the Company is the owner of any property rights related to any Information appearing on the Daily Official List including intellectual property rights copyright, trademarks, etc.

The above data are a property of the Hellenic Exchanges-Athens Exchange and are copyright protected. Users are forbidden to reproduce, modify, copy, sale, transmit or redistribute, by all reproduction means and methods, part or the whole of the above data, without reference to their source.

The commercial exploitation of these data is, also, forbidden by third parties. Hellenic Exchanges-Athens Exchange does not carry any responsibility, direct or indirect, derived from usage or accidental alteration of the above data when used by third parties.

---

**Hellenic Exchanges – Athens Stock Exchange S.A.**

110 Athinon Ave.,10442 Athens, Tel: (210) 33.66.800, Fax: (210) 32.13.938

[www.athexgroup.gr](http://www.athexgroup.gr)

---

**Thessalonica Stock Exchange Center (T.S.E.C)**

16-18 Katouni Str., Thessalonica 546 25 Tel: (2310) 567.667, Fax: (2310) 530.545

**Athex Members Guarantee Fund**

14-16 Fidiou Str., Athens 106 78, Tel: (210) 33.04.682, Fax: (210) 33.04.155

**Hellenic Republic Capital Market Commission**

1 Kolokotroni Str. & 1 Stadiou Str., Athens 10562 Tel: (210) 33.77.100 Fax: (210) 33.77.173

---

**Table of Contents**

---

**Section 1: Statistical Figures of Securities, Derivatives and Lending**

Summary of Markets

Athex Indices

Analytic Figures for Athex Market's Boards and Categories

Trading Details by Athex Sectors and Financial Instruments (ETFs)

Top 10 best &amp; worst performing Shares

Derivatives Summary

**Section 2: Analytic Figures of Shares Transactions**

Analytic Figures of Shares Transactions

Shares' Notes

**Section 3: Figures of Securities Transactions**

Securities Blocks Details

Shares Rights Details

Stock Borrowing

Forced Sales Details

Forced Sales Registered Shares

Exchange Traded Funds (ETFs) Characteristics

**Section 5: Bonds traded in Fixed Income Assets Market**

Convertible Corporate Bonds - Regulated Market

Non Convertible Corporate Bonds - Regulated Market

Government Bonds

Treasury Bills &amp; Zero Coupon Government Bonds

Government Bonds Traded with the Open Outcry Method

State Banks Bonds

**Section 6: Additional Infos**

Athex &amp; ATHEXClear Members List

List of Stocks under Market Making operations

**Section 7: Derivatives Market Analytic Figures**

Index Futures

Stock Futures

Index Options

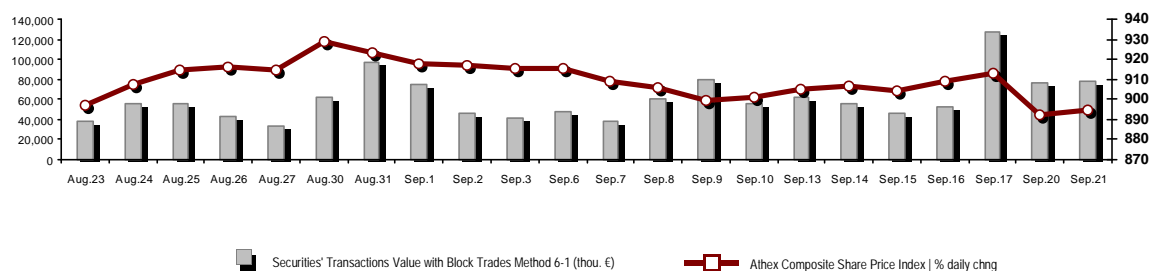
Stock Options

Stock Lending Analytic Figures

**Appendix A: Sectors codification for listed companies**

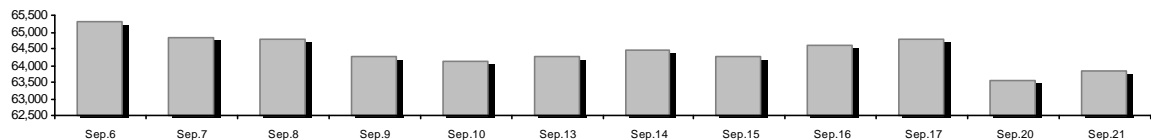
## Summary of Markets

Athex Composite Share Price Index vs Shares and Derivatives Transactions Value

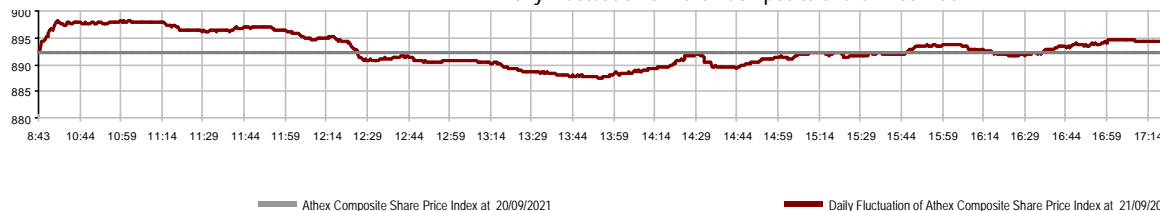


Athex Capitalisation (mill. €)**:	63,827.90		Derivatives Total Open Interest	251,834	
Daily change: mill. €   %	261.69	0.41%	in Index Futures   % daily chng	5,314	0.00%
Yearly Avg Capitalisation: mill. €   % chng prev year Avg	59,438.96	25.42%	in Stock Futures   % daily chng	244,948	0.00%
Athex Composite Share Price Index   % daily chng	894.33	0.25%	in Index Options   % daily chng	735	0.00%
Athex Composite Share Price Index Capitalisation (mill. €)	58,088.33		in Stock Options   % daily chng	837	0.00%
Daily change (mill. €)	241.88				
Securities' Transactions Value with Block Trades Method 6-1 (t)	77,905.51		Derivatives Contracts Volume:	20,099	
Daily change: %	1,519.27	1.99%	Daily change: pieces   %	-1,526	-7.06%
YTD Avg Trans. Value: thou. €   % chng prev year Avg	72,656.69	13.45%	YTD Avg Derivatives Contracts % chng prev year Avg	57,721	44.08%
Blocks Transactions Value of Method 6-1 (thou. €)	27,214.16		Derivatives Trades Number:	1,823	
Blocks Transactions Value of Method 6-2 & 6-3 (thou. €)	185.96		Daily change: number   %	-606	-24.95%
Bonds Transactions Value (thou.€)	964.66		YTD Avg Trades number % chng prev year Avg	2,336	-11.98%
Securities' Transactions Volume with Block Trades Method 6-1 (tho)	35,405.87		Lending Total Open Interest	397,208	
Daily change: thou. pieces   %	2,364.02	7.15%	Daily change: pieces   %	0	0.00%
YTD Avg Volume: % chng prev year Avg	38,629.17	-5.99%	Lending Volume (Multilateral/Bilateral)	232,830	
Blocks Transactions Volume of Method 6-1 (thou. Pieces)	11,466.39		Daily change: pieces   %	34,290	
Blocks Transactions Volume of Method 6-2 & 6-3 (thou. Pieces)	10.89		Multilateral Lending	230,830	
Bonds Transactions Volume	965,000		Bilateral Lending	2,000	
Securities' Trades Number with Block Trades Method 6-1	28,878		Lending Trades Number:	15	
Daily change: number   %	-9,056	-23.87%	Daily change: %	-21	
YTD Avg Trades number % chng prev year Avg	31,658	-2.99%	Multilateral Lending Trades Number	14	
Number of Blocks Method 6-1	9		Bilateral Lending Trades Number	1	
Number of Blocks Method 6-2 & 6-3	1				
Number of Bonds Transactions	72				

Athex Capitalisation (mill. €)\*\*



Daily Fluctuation of Athex Composite Share Price Index



## Athex Indices

Index name	21/09/2021	20/09/2021	pts.	%	Min	Max	Year min	Year max	Year change
Athex Composite Share Price Index	894.33 #	892.13	2.20	0.25%	887.56	898.25	726.02	931.94	10.55% #
Athex ESG Index	1,015.55 #	1,013.55	2.00	0.20%	1,008.10	1,021.20	986.45	1,050.47	--- -
FTSE/Athex Large Cap	2,160.65 #	2,155.78	4.87	0.23%	2,144.83	2,171.80	1,718.82	2,259.27	11.68% #
FTSE/Athex Mid Cap Index	1,468.92 #	1,459.27	9.65	0.66%	1,447.73	1,470.96	1,026.21	1,532.23	32.65% #
FTSE/ATHEX-CSE Banking Index	423.68 #	420.74	2.94	0.70%	418.80	427.32	306.88	483.96	7.86% #
FTSE/ATHEX High Dividend Yield Index	3,047.84 #	3,032.41	15.43	0.51%	3,017.28	3,048.21	2,542.41	3,169.38	12.71% #
FTSE/ATHEX Global Traders Index Plus	2,461.29 #	2,454.22	7.07	0.29%	2,437.83	2,476.40	1,943.84	2,565.79	17.13% #
FTSE/ATHEX Mid & Small Cap Factor-Weighted Ind	4,219.96 €	4,243.09	-23.13	-0.55%	4,190.73	4,243.64	2,996.13	4,351.02	35.08% #
ATHEX Select Index Plus	3,367.50 #	3,355.03	12.47	0.37%	3,338.30	3,382.68	2,805.20	3,565.24	9.31% #
ATHEX Select Index	4,472.78 €	4,474.19	-1.41	-0.03%	4,440.85	4,514.64	2,785.00	4,672.97	47.72% #
FTSE/Athex Market Index	535.92 #	533.46	2.46	0.46%	531.10	536.96	424.25	554.77	13.16% #
FTSE Med Index	5,623.26 €	5,651.33	-28.07	-0.50%			4,489.55	5,651.33	23.99% #
Athex Composite Index Total Return Index	1,528.50 #	1,524.74	3.76	0.25%	1,516.93	1,535.20	1,220.96	1,591.84	12.35% #
FTSE/Athex Large Cap Total Return	3,345.34 #	3,337.79	7.55	0.23%			2,707.58	3,444.74	12.66% #
FTSE/Athex Mid Cap Total Return	1,884.22 #	1,871.84	12.38	0.66%			1,313.08	1,949.62	35.55% #
FTSE/ATHEX-CSE Banking Total Return Index	364.80 #	362.27	2.53	0.70%			283.07	421.45	6.02% #
Hellenic Mid & Small Cap Index	1,363.90 #	1,361.43	2.47	0.18%	1,352.64	1,372.08	1,110.37	1,442.42	13.42% #
FTSE/Athex Banks	559.79 #	555.90	3.89	0.70%	553.33	564.60	405.46	639.42	7.86% #
FTSE/Athex Insurance	2,001.72 #	1,987.58	14.14	0.71%	1,968.71	2,004.85	1,885.00	2,192.44	4.83% #
FTSE/Athex Financial Services	727.58 #	727.31	0.27	0.04%	727.31	742.99	679.98	843.74	-4.76% €
FTSE/Athex Industrial Goods & Services	3,737.73 €	3,764.61	-26.88	-0.71%	3,717.49	3,808.46	2,762.19	3,996.37	27.44% #
FTSE/Athex Retail	51.76 €	51.77	-0.01	-0.02%	51.21	52.49	46.54	58.68	4.42% #
FTSE/ATHEX Real Estate	5,095.19 €	5,161.84	-66.65	-1.29%	5,094.39	5,205.20	4,187.35	5,770.64	5.60% #
FTSE/Athex Consumer Goods & Services	7,896.44 #	7,746.78	149.66	1.93%	7,693.64	7,896.44	6,939.31	9,231.17	1.47% #
FTSE/Athex Food & Beverage	11,001.63 #	10,750.29	251.34	2.34%	10,750.29	11,001.63	9,045.03	12,311.96	11.29% #
FTSE/Athex Basic Resources	7,373.49 €	7,437.95	-64.46	-0.87%	7,341.70	7,476.01	5,233.31	8,597.84	19.82% #
FTSE/Athex Construction & Materials	3,172.63 #	3,163.00	9.63	0.30%	3,142.28	3,194.97	2,565.75	3,422.77	14.91% #
FTSE/Athex Energy	3,283.07 #	3,267.31	15.76	0.48%	3,252.54	3,304.03	2,835.10	3,724.35	10.74% #
FTSE/Athex Travel & Leisure	2,125.90 €	2,133.68	-7.78	-0.36%	2,119.85	2,141.75	1,540.34	2,174.23	22.71% #
FTSE/Athex Technology	1,741.88 €	1,745.10	-3.22	-0.18%	1,728.82	1,765.44	1,043.00	1,788.55	59.46% #
FTSE/Athex Telecommunications	4,554.36 €	4,568.95	-14.59	-0.32%	4,501.86	4,579.56	3,294.37	4,734.07	24.96% #
FTSE/Athex Utilities	5,039.53 €	5,120.34	-80.81	-1.58%	5,014.91	5,158.99	4,264.97	5,427.45	9.49% #
FTSE/Athex Personal Products	8,661.04 #	8,615.53	45.51	0.53%	8,615.53	8,706.96	8,270.74	9,116.06	-4.23% €
Athex All Share Index	224.52 #	223.58	0.94	0.42%	224.52	224.52	175.88	232.71	19.71% #
Hellenic Corporate Bond Index	128.73 €	128.78	-0.05	-0.04%			122.29	128.79	5.46% #
Hellenic Corporate Bond Price Index	96.86 €	96.92	-0.06	-0.06%			93.98	96.93	3.21% #

Note 1: FTSE/Med 100, Hellenic Corporate Bond Price Index and Hellenic Corporate Bond Index closing prices refer to the previous trading day of 17/09/2021.

Note 2: The Hellenic Mid & Small Cap Index is a Customized index calculated by the Athens Exchange.

## Analytic Figures for Athex Market's Boards and Categories

	Total Traded Securities	Main Market	Surveillance	Exchange Traded Funds (ETFs)
Totals	125	110	14	1
Gain / Lose / Same:	61 / 48 / 16	54 / 43 / 13	6 / 5 / 3	1 / 0 / 0
Athex Capitalisation (mill. €) **	63,827.90	63,524.08	303.82	
Daily Average Trans/ons Value(thou.€)	72,656.69	72,455.57	242.50	20.71
Transactions Value	78,091.47	77,725.52	365.89	0.06
Main Board:	50,691.35	50,325.40	365.89	0.06
Blocks Board 6_2_3:	27,400.12	27,400.12	0.00	0.00
Forced Sales Board:	0.00	0.00	0.00	0.00
Special Terms Board:	0.00	0.00	0.00	0.00
Daily Average Transactions Volume	38,629,167	37,424,606	1,235,919	999
Transactions Volume	35,416,760	34,451,957	964,800	3
Main Board:	23,939,472	22,974,669	964,800	3
Blocks Board 6_2_3:	11,477,288	11,477,288	0	0
Forced Sales Board:	0	0	0	0
Special Terms Board:	0	0	0	0
Daily Average Number of Trades	31,658	31,371	286	3
Number of Trades	28,879	28,526	352	1
Main Board:	28,869	28,516	352	1
Blocks Board 6_2_3:	10	10	0	0
Forced Sales Board:	0	0	0	0
Special Terms Board:	0	0	0	0

## Trading Details by Athex Sectors and Financial Instruments (ETFs)

Code	Sectors	Gain / Lose / Same	Number of Trades	Transactions Volume	Transactions Value	% of Total Trans. Value
3010	- Banks	4 / 1 / 1	8,849	22,624,502	27,925,002.76	35.76%
5510	- Basic Resources	7 / 5 / 2	1,384	607,168	1,495,431.83	1.91%
5010	- Construction & Materials	5 / 5 / 3	1,498	787,974	2,428,662.56	3.11%
4020	- Consumer Products & Services	3 / 3 / 2	1,158	317,068	2,063,330.45	2.64%
6010	- Energy	4 / 0 / 0	804	118,010	1,251,237.72	1.60%
12000	- Financial Instruments	1 / 0 / 0	1	3	64.83	0.00%
3020	- Financial Services	2 / 2 / 0	677	5,276,067	409,703.15	0.52%
4510	- Food Beverage & Tobacco	3 / 5 / 0	185	29,897	331,010.94	0.42%
2010	- Health Care	2 / 1 / 0	75	20,179	23,830.72	0.03%
5020	- Industrial Goods & Service	10 / 6 / 3	3,735	1,347,275	6,082,109.19	7.79%
3030	- Insurance	2 / 0 / 0	67	16,164	74,046.24	0.09%
4030	- Media	0 / 1 / 0	45	38,039	17,549.69	0.02%
4520	- Personal Care, Drug & Grocery Stores	2 / 1 / 0	114	38,949	219,657.40	0.28%
3510	- Real Estate	1 / 5 / 2	1,109	328,630	1,560,642.08	2.00%
4040	- Retail	4 / 3 / 0	417	86,238	263,460.49	0.34%
1010	- Technology	6 / 4 / 1	1,107	460,422	2,392,639.47	3.06%
1510	- Telecommunications	1 / 1 / 0	1,425	272,006	4,390,909.77	5.62%
4050	- Travel & Leisure	3 / 2 / 1	1,904	1,831,745	17,139,197.44	21.95%
6510	- Utilities	1 / 3 / 1	4,325	1,216,424	10,022,986.15	12.83%

## Top 10 best &amp; worst performing Shares

## Main Market

With positive Price change			With negative Price change		
	Closing price	change		Closing price	change
ATTICA HOLDINGS (CR)	1.25	8.70% #	FLEXOPACK SA (CR)	7.3	-8.18% €
ALUMIL (CR)	2.18	6.34% #	PPC (CR)	9.415	-2.99% €
PROFILE SA (CR)	5.66	3.29% #	EPSILON NET (CR)	13	-2.99% €
MOTODYNAMICS S.A. (CR)	1.415	3.29% #	INTRAKAT (CR)	2.44	-2.01% €
AUTOHELLAS SA (CR)	7.8	3.18% #	KEKROPS SA (CR)	2	-1.96% €
PIRAEUS FINANCIAL HOLD (CR)	1.405	2.63% #	BRIQ PROPERTIES (CR)	2.1	-1.87% €
CC HBC AG (CR)	29.37	2.37% #	CENTRIC HOLDINGS (CR)	0.29	-1.70% €
ATTICA BANK S.A. (CR)	0.0848	2.17% #	VIOHALCO SA/NV (CB)	4.5	-1.64% €
NATIONAL BANK (CR)	2.539	1.97% #	LAMDA DEVELOPMENT SA (CR)	7.39	-1.40% €
MERMEREN KOMB. A.D. PR. (GDR)	52.5	1.94% #	UNIBIOS (CR)	0.584	-1.35% €
With the highest Transactions Value			With the highest Transactions Volume		
	Value (thou. €)	change		Volume	change
OPAP (CR)	16,185.51	-0.52% €	PIRAEUS FINANCIAL HOLD (CR)	7,960,843	2.63% #
PIRAEUS FINANCIAL HOLD (CR)	11,015.38	2.63% #	EUROBANK HOLDINGS (CR)	7,052,056	0.00% -
PPC (CR)	8,384.47	-2.99% €	ALPHA SERVICES HOLD (CR)	5,219,225	-0.09% €
EUROBANK HOLDINGS (CR)	5,918.07	0.00% -	MARFIN INVESTMENT GROUP (CR)	5,207,336	-0.99% €
ALPHA SERVICES HOLD (CR)	5,871.44	-0.09% €	NATIONAL BANK (CR)	1,996,889	1.97% #
NATIONAL BANK (CR)	5,026.13	1.97% #	OPAP (CR)	1,194,672	-0.52% €
OTE (CR)	4,361.36	-0.31% €	PPC (CR)	878,367	-2.99% €
MYTILINEOS (CR)	3,855.17	-1.18% €	ATTICA BANK S.A. (CR)	391,951	2.17% #
JUMBO SA (CR)	1,582.16	1.89% #	ELLAKTOR (CR)	307,779	-0.44% €
EPSILON NET (CR)	1,350.96	-2.99% €	OTE (CR)	268,793	-0.31% €

Note: Stocks that are not included in the "Under Supervision" category, and the transactions value is more than 10,000 €.

## Derivatives Summary

	Number of Trades	Volume	Open Interest
Index Futures	212	834	5,314
FTSE/Athex Banks	0	0	2
FTSE/Athex Large Cap	212	834	5,312
Stock Futures	1,586	19,047	244,948
ADMIE (IPTO) HOLDING S.A. (CR)	11	130	7,401
ALPHA SERVICES HOLD (CR)	133	3,600	42,157
ATTICA BANK S.A. (CR)	0	0	93
CC HBC AG (CR)	18	40	243
CENERGY HOLDINGS (CB)	47	173	12,293
ELLAKTOR (CR)	9	119	8,824
EUROBANK HOLDINGS (CR)	65	1,325	30,561
EYDAP S.A. (CR)	4	7	763
FOURLIS (CR)	30	49	3,071
GEK TERNA (CR)	25	127	8,990
HELLENIC EXCHANGES-A.S.E. (CR)	9	40	1,234
HELLENIC PETROLEUM (CR)	8	40	2,467
INTRACOM HOLDINGS (CR)	58	262	4,464
JUMBO SA (CR)	39	75	1,990
LAMDA DEVELOPMENT SA (CR)	75	193	5,677
MARFIN INVESTMENT GROUP (CR)	19	1,901	22,212
MOTOR OIL (CR)	41	198	3,326
MYTILINEOS (CR)	111	326	6,169
NATIONAL BANK (CR)	309	5,198	30,388
OPAP (CR)	22	67	1,192
OTE (CR)	10	18	1,584
P.P.A. S.A. (CR)	0	0	398
PIRAEUS FINANCIAL HOLD (CR)	55	2,400	22,026
PPC (CR)	440	2,631	16,161
TERNA ENERGY (CR)	10	11	2,220
TITAN CEMENT (CB)	4	11	1,018
VIOHALCO SA/NV (CB)	34	106	8,026
Index Options	13	150	735
FTSE/Athex Large Cap	13	150	735
Stock Options	12	68	837
ALPHA SERVICES HOLD (CR)	0	0	0
NATIONAL BANK (CR)	0	0	5
OPAP (CR)	0	0	70
OTE (CR)	1	5	71
PIRAEUS FINANCIAL HOLD (CR)	0	0	0
PPC (CR)	11	63	691
<b>Total Derivatives Traded</b>	<b>1,823</b>	<b>20,099</b>	<b>251,834</b>











Number of Outstanding Securities	Nominal Value	Dividends [1]			Date of Last Coupon		Note	Shares	Closing price	% change	Previous closing price/date	Open price	Price min	Price max	Last price	Avg price	Last Bid [7]	Last Ask [7]	P/E after tax	Year	Volume	Trades	Transactions Value[8]	Company Mkt Value (thou. €)	Year low	Year high	Sector[4]
		2018	2019	2020	Dividend [2]	Right																					
5,867,311	0.300	--	--	--	11/08/2010	28/04/2017	5243	DIONIC (CR)	0.11	-- ↘	0.11	30/06/2020	--	--	--	--	--	--	--	--	--	--	645.40	0.11	0.11	50205010	
66,948,210	0.300	--	--	--	22/09/2015	22/09/2015	5179	FOLLI FOLLIE (CR)	4.8	-- ↘	4.8	24/05/2018	--	--	--	--	--	--	--	--	--	--	321,351.41	4.8	4.8	40401030	
12,417,000	0.310	0.0205	--	--	27/08/2019	28/08/2017	5233	MLS MULTIMEDIA SA (CR)	0.57	-- ↘	0.57	12/05/2020	--	--	--	--	--	--	--	--	--	--	7,077.69	0.57	0.57	10101015	
33,301,715	0.320	--	--	--	27/06/2003	08/07/2009	5241	AEGEK (CR)	0.035	-- ↘	0.035	25/06/2020	--	--	--	--	--	--	--	--	--	--	1,165.56	0.035	0.035	50101010	
31,543,600	0.420	--	--	--	19/07/2010	19/12/2018	5205	RETHYMNON MEAT (CR)	1.09	-- ↘	1.085 *	30/04/2019	--	--	--	--	--	--	--	--	--	--	34,382.52	1.085	1.09	45102020	
77,126,446	0.340	--	--	--	23/05/2005	18/08/2011	5206	G.E. DIMITRIOU (CR)	0.0125	-- ↘	0.0125	30/04/2019	--	--	--	--	--	--	--	--	--	--	964.08	0.0125	0.0125	40202020	
27,750,099	0.300	--	--	--	20/08/2018	02/09/2003	5259	NEWSPHONE HELLAS SA (CR)	0.5	-- ↘	0.5	09/09/2021	--	--	--	--	--	--	--	--	--	--	13,875.05	0.462	0.68	15102015	
7,085,888	1.59	--	--	--	02/07/1996	06/09/2010	5216	ELVIEMEK (CR)	2.6	-- ↘	2.6	30/09/2019	--	--	--	--	--	--	--	--	--	--	18,423.31	2.6	2.6	35101010	
25,179,640	0.600	--	--	--	08/08/1994	19/09/2000	5191	J.BOUTARIS & SON (CR)	0.026	-- ↘	0.026	01/10/2018	--	--	--	--	--	--	--	--	--	--	742.45	0.026	0.026	45101015	
1,540,000	0.600	--	--	--	08/08/1994	19/09/2000	5192	J.BOUTARIS & SON (PR)	0.057	-- ↘	0.057	01/10/2018	--	--	--	--	--	--	--	--	--	--	742.45	0.057	0.057	45101015	
122,156,754	0.440	--	0.01	--	25/09/2020	28/03/2018	5258	IASO SA (CR)	1.5	-- ↘	1.5	09/09/2021	--	--	--	--	5000@1.35	--	--	--	--	--	183,235.13	1.23	1.52	20101010	

## Shares' Notes

Code	Note text
( )	- Adjusted dividends.
*	- Last adjusted closing price.
[1]	- Net dividends.
[2]	- The "Date of Last Coupon" for New listings refers to the date company's stocks started to trade in Athex
[3]	- The Company Market Value is referred to the number of outstanding shares
[4]	- Sectors codification can be found in Appendix A
[5]	- The Market Value refers to the total number of shares listed (including their several classes) in the exchange by the company.
[6]	- P/E greater than 100
[7]	- Last view of the Order Book before the end of the trading session
[8]	- All Blocks Methods' Transactions Value are included.
4750	- Transfer to the Under Surveillance Category from 8/4/2011.
4887	- Transfer to the Surveillance Category as of 10/4/2012.
4912	- Transfer to the Surveillance Category as of 31/7/2012.
4955	- Transfer to the Surveillance Category as from 5/4/2013.
4957	- Transfer to the Surveillance Category as from 5/4/2013.
4958	- Transfer to the Surveillance Category as from 5/4/2013.
4959	- Transfer to the Surveillance Category as from 5/4/2013.
5093	- Transfer to the Surveillance Category as of 8/4/2015.
5112	- Transfer to the Surveillance Category as of 15/04/2016.
5115	- Transfer to the Surveillance Category as of 15/04/2016.
5141	- Transfer to the Surveillance Category as of 10/05/2017.
5160	- Transfer to the Surveillance Category as of 15/04/2016.
5162	- Transfer to the Under Supervision Category as of 21/12/2009.
5165	- Transfer to the Surveillance Category as of 15/02/2018.
5178	- Transfer to the Surveillance Category as of 11/05/2018.
5179	- Suspension of trading as of 25/05/2018.
5191	- Suspension of trading as of 02/10/2018.
5192	- Suspension of trading as of 02/10/2018.
5193	- Transfer to the Surveillance Category as of 25/10/2018.
5194	- Transfer to the Surveillance Category as of 25/10/2018.
5197	- Transfer to the Surveillance Category as of 07/11/2018.
5205	- Suspension of trading as of 02/05/2019.
5206	- Suspension of trading as of 02/05/2019.
5216	- Suspension of trading as of 01/10/2019.
5232	- Transfer to the Under Surveillance Category from 08/04/2011.
5233	- Suspension of trading as of 13/05/2020.
5241	- Suspension of trading as of 26/06/2020.
5243	- Suspension of trading as of 01/07/2020.
5245	- Transfer to the Surveillance Category as of 09/07/2020.
5246	- Transfer to the Surveillance Category as of 09/07/2020.
5248	- Transfer to the Surveillance Category as of 06/09/20116.
5253	- Transfer to the Surveillance Category as of 14/5/2021.
5258	- Under suspension of trading as of 10/09/2021.
5259	- Under suspension of trading as of 10/09/2021.

## Securities Blocks Details

Securities	Block Volume	Price	Block Trade Value	Time of approval	Note
EUROBANK HOLDINGS (CR)	1,500,000	0.840	1,260,000.00	10:53:07	20
EUROBANK HOLDINGS (CR)	2,612,394	0.840	2,194,410.96	11:39:44	20
TITAN CEMENT (CB)	19,000	15.70	298,300.00	11:46:19	20
OPAP (CR)	1,000,000	13.55	13,550,000.00	12:07:32	20
TITAN CEMENT (CB)	35,000	15.70	549,500.00	12:18:06	20
EPSILON NET (CR)	30,000	13.55	406,500.00	12:18:12	20
PIRAEUS FINANCIAL HOLD (CR)	6,000,000	1.38	8,280,000.00	12:29:54	20
PIRAEUS FINANCIAL HOLD (CR)	250,000	1.40	350,750.00	16:20:03	20
OTE (CR)	20,000	16.24	324,700.00	16:34:00	20
OTE (CR)	10,894	17.07	185,960.58	16:48:52	18

## Blocks Notes

9 - Method 6-1 / Special Fees

10 - Method 6-1 / Special Fees, SDS

14 - Method 6-3 / Settlement, Incomplete Buy and Sell

18 - Method 6-2 / SPOT 1

19 - Method 6-2 / SPOT 2

20 - Method 6-1 and Method 6-1 Same Day Settlement

21 - Other Pre-agreed

**Shares Rights Details**

Occured date	Exercise from	Exercise until	Trading until	Rights	Price min	Price max	Closing price	Last Bid	Last Ask	Volume	Trades	Transactions Value
--------------	---------------	----------------	---------------	--------	-----------	-----------	---------------	----------	----------	--------	--------	--------------------

No Rights Transactions.



---

**Forced Sales Details**

---

Securities	Category of Security	Transactions Volume	Number of Trades	Transactions Value	Note
------------	----------------------	------------------------	---------------------	-----------------------	------

---

No Forced Transactions.

---

---

**Forced Sales Notes**

---

- 1 - Compulsory Public Forced Sales
- 2 - Forced Sales of Fixed Registered Shares
- 3 - Forced Sales of Remaining Fractional Shares

## Exchange Traded Funds (ETFs) Characteristics

	Transactions Date (T)	Creation / Redemption	Units (T-1)	New Units (T-1)	Redemption Units (T-1)	Units (T) [1]	Fund Assets [2]	Net Unit Price	Dividend per Unit	Dividend Date
ALPHA ETF FTSE Athex Large Cap	21/09/2021	5,000	882,175	---	---	882,175	19,076,890.00	21.6248	0.71	01/07/2021

## ETFs Notes

[1] - Units (T) = Units (T-1) + New Units (T-1) - Redemption Units (T-1)

[2] - The Creation / Redemption Units of T-1 are included.

## Non Convertible Corporate Bonds - Regulated Market

Num Listed Bonds	Nominal price	Issue price	Today's Rate	Exp. Date	Duration (years)	Note	Coupon		Trading Unit	Corporate Bonds	Accrued Int.	Yield.T.Mat	Price min	Price max	Closing price	Previous closing price/date	Volume	Transactions Value	Last order		ear min	Year max		
							Common	Preferred											Price	Buy / Sell			Date	
175,000	1,000.00	1,000.00	3.40	26/07/2024	5	---	5	---	1	ATTICA HOLDINGS S.A. (Non Convertible)	5.5722	4.0650	97.2500	97.5500	97.5000	96.6590	20/09/2021	30,000	29,394.62	97.0400	B	21/09/2021	90.0310	99.5000
39,892,816	1.00	1.00	5.00	04/10/2021	5	---	20	---	1	HOUSEMARKET S.A. (Non Convertible)	0.0111	3.9940	---	---	---	100.0000	16/09/2021	---	---	98.7000	B	21/09/2021	100.0000	102.9900
150,000	1,000.00	1,000.00	2.60	22/10/2026	7	---	4	---	1	TERNA ENERGY FINANCE S.A. (Non Convertible)	11.1222	2.4180	100.0500	100.6790	100.2747	100.0500	20/09/2021	30,000	30,416.07	100.0500	B	21/09/2021	99.4000	103.0000
200,000	1,000.00	1,000.00	3.60	12/03/2026	7	---	6	---	1	AEGEAN AIRLINES S.A. (Non Convertible)	1.0000	3.3280	99.8579	99.8600	99.8600	99.8590	20/09/2021	77,000	76,968.89	99.8600	B	21/09/2021	93.1501	102.0000
20,148	1,000.00	1,000.00	4.95	26/06/2023	5	---	7	---	1	B&F COMM. & GARM. INDUS. S.A. (Non Convertible)	11.9625	4.9920	98.6000	98.6000	98.6000	99.0000	20/09/2021	5,000	4,989.81	97.4011	B	21/09/2021	92.1501	100.5000
90,000	1,000.00	1,000.00	3.00	11/05/2023	5	---	7	---	1	CORAL A.E. (Non Convertible)	11.2500	2.1550	101.0001	101.0001	101.0001	102.3000	20/09/2021	19,000	19,403.77	100.5100	B	21/09/2021	101.0000	103.7500
120,000	1,000.00	1,000.00	3.95	04/04/2025	7	---	7	---	1	GEK TERNA S.A. (Non Convertible)	18.6528	2.4040	104.0000	104.0000	104.0000	104.5000	16/09/2021	1,000	1,058.65	102.1400	B	21/09/2021	103.3350	105.8000
300,000	1,000.00	1,000.00	2.30	20/07/2028	7	---	1	---	1	PRODEA REIC S.A.(Non Convertible)	4.1528	2.4850	98.8500	98.9999	98.8500	98.9990	20/09/2021	185,000	183,680.85	98.8500	B	21/09/2021	97.0010	99.9400
100,000	1,000.00	1,000.00	2.70	25/05/2026	5	---	1	---	1	COSTAMARE PARTICIPATIONS PLC (Non Convertible)	9.0750	2.2370	101.8200	101.9999	101.8980	101.5000	20/09/2021	30,000	30,841.64	101.3000	B	21/09/2021	100.8000	102.5678
200,000	1,000.00	1,000.00	1.90	23/03/2028	7	---	1	---	1	MOTOR OIL CORINTH REFINERIES SA (Non Convertible)	---	1.9840	99.4000	99.4000	99.4000	99.4500	20/09/2021	30,000	29,820.00	99.3000	B	21/09/2021	98.3121	100.9899
200,000	1,000.00	1,000.00	2.10	27/10/2027	7	---	2	---	1	O.P.A.P. S.A. (Non Convertible)	8.6917	1.7930	101.3000	101.6000	101.5200	100.9330	20/09/2021	34,000	34,773.52	99.9400	B	21/09/2021	99.3000	102.8500
320,000	1,000.00	1,000.00	3.40	21/07/2027	7	---	3	---	1	LAMDA DEVELOPMENT S.A. (Non Convertible)	6.0444	2.9560	101.4500	102.0000	101.6349	101.4590	20/09/2021	83,000	84,858.69	101.6100	B	21/09/2021	97.8458	103.3500
500,000	1,000.00	1,000.00	2.75	03/07/2027	7	---	3	---	1	GEK TERNA S.A. (Non Convertible)	6.1111	2.8890	98.7000	98.8400	98.8105	98.7160	20/09/2021	441,000	438,449.30	98.7000	B	21/09/2021	97.8574	99.8900

## Corporate Bonds Notes

Transactions Volume = (Pieces) \* (Nominal Price). Transactions Value = (Pieces) \* (Nominal Price) \* (price %) + (Accrued interest).

The price of a Bond is stated as a percentage (%) of Bond's Nominal Price.

Nominal Price in Euros (€), except if it is noted differently.

## Government Bonds

Number Listed Bonds	Nominal price	Today's Rate	Accrued Interest Calc	Exp. Date [1]	Duration (years)	Note	Coupons Date	Curr. coupon value	Trading Unit	Government Bonds	Price min	Price max	Closing price	Previous closing price/date	Volume	Transactions Value	Price	Last order Buy / Sell	Date
3,000,000	1,000.00	4.38	Actual/Actual	01/08/2022	5	---	01/08	4.38	1	GGB-FXD-010822-05Y-4.375-1.000	---	---	---	---	---	---	1.0000	B	28/11/2018
4,500,000	1,000.00	1.88	Actual/Actual	04/02/2035	15	---	04/02	1.88	1	GGB-FXD-040235-15Y-1.875-1.000	---	---	---	---	---	---	---	---	---
2,500,000	1,000.00	3.45	Actual/Actual	02/04/2024	5	---	02/04	3.45	1	GGB-FXD-020424-05Y-3.450-1.000	---	---	---	---	---	---	---	---	---
6,000,000	1,000.00	0.75	Actual/Actual	18/06/2031	10	---	18/06	0.75	1	GGB-FXD-180631-10Y-0.750-1.000	---	---	---	---	---	---	---	---	---
4,355,990,324	1.00	3.50	Actual/Actual	30/01/2023	5	---	01/02 - 31/01	3.50	1	GGB-FXD-300123-05Y-3.500-1.000	---	---	---	94.5720 13/07/2018	---	---	1.0000	B	28/11/2018
5,962,747,327	1.00	3.75	Actual/Actual	30/01/2028	10	---	/02 - 01/02 - 31/	3.75	1	GGB-FXD-300128-10Y-3.750-1.000	---	---	---	85.4610 13/07/2018	---	---	1.0000	B	28/11/2018
6,091,218,404	1.00	3.90	Actual/Actual	30/01/2033	15	---	/02 - 01/02 - 31/	3.90	1	GGB-FXD-300133-15Y-3.900-1.000	---	---	---	78.6730 13/07/2018	---	---	1.0000	B	28/11/2018
4,805,399,486	1.00	4.00	Actual/Actual	30/01/2037	19	---	/02 - 01/02 - 31/	4.00	1	GGB-FXD-300137-19Y-4.000-1.000	---	---	---	77.0370 13/07/2018	---	---	1.0000	B	28/11/2018
4,603,713,186	1.00	4.20	Actual/Actual	30/01/2042	24	---	/02 - 01/02 - 31/	4.20	1	GGB-FXD-300142-24Y-4.200-1.000	---	---	---	77.7640 13/07/2018	---	---	1.0000	B	28/11/2018
550,418,123	1.00	4.30	Actual/Actual	24/02/2023	11	---	24/02	4.30	1	GGB-FXD-240223-11Y-2.000-1.000	---	---	---	10.0000 22/06/2015	---	10.0000	B	11/07/2019	
445,007,576	1.00	4.30	Actual/Actual	24/02/2024	12	---	24/02	4.30	1	GGB-FXD-240224-12Y-2.000-1.000	---	---	---	10.0000 22/06/2015	---	---	---	---	
423,674,226	1.00	4.30	Actual/Actual	24/02/2025	13	---	24/02	4.30	1	GGB-FXD-240225-13Y-2.000-1.000	---	---	---	10.0000 22/06/2015	---	---	---	---	
212,292,153	1.00	4.30	Actual/Actual	24/02/2026	14	---	24/02	4.30	1	GGB-FXD-240226-14Y-2.000-1.000	---	---	---	10.0000 22/06/2015	---	---	---	---	
160,621,352	1.00	4.30	Actual/Actual	24/02/2027	15	---	24/02	4.30	1	GGB-FXD-240227-15Y-2.000-1.000	---	---	---	10.0000 22/06/2015	---	---	---	---	
183,244,055	1.00	4.30	Actual/Actual	24/02/2028	16	---	24/02	4.30	1	GGB-FXD-240228-16Y-2.000-1.000	---	---	---	10.0000 22/06/2015	---	---	---	---	
164,802,894	1.00	4.30	Actual/Actual	24/02/2029	17	---	24/02	4.30	1	GGB-FXD-240229-17Y-2.000-1.000	---	---	---	10.0000 22/06/2015	---	---	---	---	
165,460,943	1.00	4.30	Actual/Actual	24/02/2030	18	---	24/02	4.30	1	GGB-FXD-240230-18Y-2.000-1.000	---	---	---	10.0000 22/06/2015	---	---	---	---	
129,007,241	1.00	4.30	Actual/Actual	24/02/2031	19	---	24/02	4.30	1	GGB-FXD-240231-19Y-2.000-1.000	---	---	---	10.0000 22/06/2015	---	---	---	---	
126,192,683	1.00	4.30	Actual/Actual	24/02/2032	20	---	24/02	4.30	1	GGB-FXD-240232-20Y-2.000-1.000	---	---	---	10.0000 22/06/2015	---	---	---	---	
146,905,168	1.00	4.30	Actual/Actual	24/02/2033	21	---	24/02	4.30	1	GGB-FXD-240233-21Y-2.000-1.000	---	---	---	10.0000 22/06/2015	---	---	---	---	
154,475,606	1.00	4.30	Actual/Actual	24/02/2034	22	---	24/02	4.30	1	GGB-FXD-240234-22Y-2.000-1.000	---	---	---	10.0000 22/06/2015	---	---	---	---	
144,429,441	1.00	4.30	Actual/Actual	24/02/2035	23	---	24/02	4.30	1	GGB-FXD-240235-23Y-2.000-1.000	---	---	---	10.0000 22/06/2015	---	---	---	---	
166,211,676	1.00	4.30	Actual/Actual	24/02/2036	24	---	24/02	4.30	1	GGB-FXD-240236-24Y-2.000-1.000	---	---	---	10.0000 22/06/2015	---	---	---	---	
145,461,669	1.00	4.30	Actual/Actual	24/02/2037	25	---	24/02	4.30	1	GGB-FXD-240237-25Y-2.000-1.000	---	---	---	10.0000 22/06/2015	---	---	---	---	
146,941,087	1.00	4.30	Actual/Actual	24/02/2038	26	---	24/02	4.30	1	GGB-FXD-240238-26Y-2.000-1.000	---	---	---	10.0000 22/06/2015	---	---	---	---	
135,115,612	1.00	4.30	Actual/Actual	24/02/2039	27	---	24/02	4.30	1	GGB-FXD-240239-27Y-2.000-1.000	---	---	---	10.0000 22/06/2015	---	---	---	---	
141,909,637	1.00	4.30	Actual/Actual	24/02/2040	28	---	24/02	4.30	1	GGB-FXD-240240-28Y-2.000-1.000	---	---	---	10.0000 22/06/2015	---	---	---	---	
136,788,720	1.00	4.30	Actual/Actual	24/02/2041	29	---	24/02	4.30	1	GGB-FXD-240241-29Y-2.000-1.000	---	---	---	10.0000 22/06/2015	---	---	---	---	
163,643,410	1.00	4.30	Actual/Actual	24/02/2042	30	---	24/02	4.30	1	GGB-FXD-240242-30Y-2.000-1.000	---	---	---	10.0000 22/06/2015	---	---	---	---	
4,000,000	1,000.00	3.88	Actual/Actual	12/03/2029	10	---	12/03	3.88	1	GGB-FXD-120329-10Y-3.875-1.000	---	---	---	---	---	100.0000	B	15/10/2019	
4,500,000	1,000.00	0.00	Actual/Actual	12/02/2026	5	---	12/02	0.00	1	GGB-FXD-120226-05Y-0.000-1.000	---	---	---	---	---	---	---	---	
3,000,000	1,000.00	3.38	Actual/Actual	15/02/2025	7	---	15/02	3.38	1	GGB-FXD-150225-07Y-3.375-1.000	---	---	---	---	---	---	---	---	
250,250	1,000.00	2.90	Actual/Actual	20/03/2023	4	---	20/03	2.90	1	GGB-FXD-200323-04Y-2.900-1.000	---	---	---	---	---	---	---	---	
964,000	1,000.00	3.25	Actual/Actual	20/03/2025	6	---	20/03	3.25	1	GGB-FXD-200325-06Y-3.250-1.000	---	---	---	---	---	---	---	---	

## Government Bonds Notes

Transactions Volume = (Pieces) \* (Nominal Price). Transactions Value = (Pieces) \* (Nominal Price) \* (price %) + (Accrued interest).

The Value of current coupon for the issues with NV 0.01 euro refers to NV 100 euros

FLR: Floating Interest Rate.

[1] - The Expiration Date of the interest bearing period and the Date for coupon payment.

## Government Bonds

Number Listed Bonds	Nominal price	Today's Rate	Accrued Interest Calc	Exp. Date [1]	Duration (years)	Note	Coupons Date	Curr. coupon value	Trading Unit	Government Bonds	Price min	Price max	Closing price	Previous closing price/date	Volume	Transactions Value	Price	Last order Buy / Sell	Date
2,100,000	1,000.00	3.55	Actual/Actual	20/03/2026	7	---	20/03	3.55	1	GGB-FXD-200326-07Y-3.550-1.000	---	---	---	---	---	---	---	---	---
5,500,000	1,000.00	1.50	Actual/Actual	18/06/2030	10	---	18/06	1.50	1	GGB-FXD-180630-10Y-1.500-1.000	---	---	---	---	---	---	---	---	---
5,364,250	1,000.00	3.25	Actual/Actual	20/03/2050	30	---	20/03	3.25	1	GGB-FXD-200350-30Y-3.250-1.000	---	---	---	---	---	---	---	---	---
2,000,000	1,000.00	2.00	Actual/Actual	22/04/2027	7	---	22/04	2.00	1	GGB-FXD-220427-07Y-2.000-1.000	---	---	---	---	---	---	99.9000	B	22/04/2020
2,500,000	1,000.00	1.88	Actual/Actual	23/07/2026	7	---	23/07	1.88	1	GGB-FXD-230726-07Y-1.875-1.000	---	---	---	---	---	---	---	---	---
3,500,000	1,000.00	1.88	Actual/Actual	24/01/2052	30	---	24/01	1.88	1	GGB-FXD-240152-30Y-1.875-1.000	---	---	---	---	---	---	---	---	---

## Government Bonds Notes

Transactions Volume = (Pieces) \* (Nominal Price). Transactions Value = (Pieces) \* (Nominal Price) \* (price %) + (Accrued interest).

The Value of current coupon for the issues with NV 0.01 euro refers to NV 100 euros

FLR: Floating Interest Rate.

[1] - The Expiration Date of the interest bearing period and the Date for coupon payment.

Treasury Bills & Zero Coupon Government Bonds

Issue Date	13-Week Maturity									26-Week Maturity									52-Week Maturity								
	Exp. Date	Initial Rate	Num Listed Bonds	Nominal price	Issue price	Last Trade Price	Last Trade Date	Volume Traded	Note	Exp. Date	Initial Rate	Num Listed Bonds	Nominal price	Issue price	Last Trade Price	Last Trade Date	Volume Traded	Note	Exp. Date	Initial Rate	Num Listed Bonds	Nominal price	Issue price	Last Trade Price	Last Trade Date	Volume Traded	Note
11/12/2020	---	---	---	---	---	---	---	---	---	---	---	---	---	---	---	---	---	---	10/12/2021	-0.26	1,000,000	1,000.00	1,002.60	---	---	---	---
12/03/2021	---	---	---	---	---	---	---	---	---	---	---	---	---	---	---	---	---	---	11/03/2022	-0.22	1,000,000	1,000.00	1,002.24	---	---	---	---
11/06/2021	---	---	---	---	---	---	---	---	---	---	---	---	---	---	---	---	---	---	10/06/2022	-0.31	1,600,000	1,000.00	1,003.10	---	---	---	---
10/09/2021	---	---	---	---	---	---	---	---	---	---	---	---	---	---	---	---	---	---	09/09/2022	-0.31	1,000,000	1,000.00	1,003.14	---	---	---	---

Bonds in Circulation	Currency / Min nominal traded Value	Coupons Payment Date	Current Coupon Value	Note	Coupon	Trading Unit	Issue Date	Duration (years)	Today's Interest	A.I.C in days	Bonds	Last price of previous days		Last Outcry in Cash (euro)		Trades in Pieces	Life min	Life Max	
												Price	05/02/1996	Buy / Sell	Date				
<b>Corporate Bonds in Foreign Currency and Euro</b>																			
103,746	GBP / 10	01/12	0.25	---	62	1	01/12/1930	98	2.5	360	National Mortgage Bank	2.27	05/02/1996	2.27	S	05/02/1996	---	2.27	2.27
0	GBP / 10	01/12	0.25	---	64	1	01/12/1928	100	2.5	360	National Mortgage Bank	---	---	---	---	---	---	---	---

## Government Bonds Notes

A.I.C: Accrued Interest Calculation base.

FLR: Floating Interest Rate.

The minimum tradeable Nominal Value for all Demeterialised Government Titles is 100 Euros.

(μτφρ-0)

## Athex &amp; ATHEXClear Members List

Member Name				Stock Market			Derivatives Market		ATHEXClear Member	
	Address	Phone	Fax	Market Member	Remote Member	Market Maker	Proprietary	Market Maker	General Clearing	Direct Clearing
A. SARRIS SECURITIES S.A.				a						
6, ΔΡΑΓΑΤΣΑΝΙΟΥ 6 ΑΘΗΝΑ	2103367700									
ΑΕΟΝIC SECURITIES C.I.F. P.L.C.				a	a					
, ΛΑΪΟΥ 6, ΓΡ. 301B, ANNA COURT	35725337600									
ALPHA BANK S.A.									a	
, ΣΤΑΔΙΟΥ 40 ΑΘΗΝΑ	2103260000									
ALPHA FINANCE INVESTMENT SERVICES SINGLE MEMBER SA				a		a	a	a		a
5, ΜΕΡΛΙΝ 5 ΑΘΗΝΑ	2103677400									
ARGUS STOCKBROKERS LTD				a	a		a			
25, 25 ΛΕΩΦΟΡΟΣ ΔΗΜΟΣΘΕΝΗ ΣΕΒΕΡΗ	0035722717000									
ATLANTIC SECURITIES LTD				a	a					
37, ΠΡΟΔΡΟΜΟΥ 37	0035722445400									
AXON SECURITIES S.A.				a			a			
48, ΣΤΑΔΙΟΥ 48 ΑΘΗΝΑ	2103363800									
BETA SECURITIES S.A.				a		a	a			a
29, Α.ΑΛΕΞΑΝΔΡΑΣ 29 ΑΘΗΝΑ	2106478930								a	
BNP PARIBAS SECURITIES SERVICES									a	
2, ΛΑΜΨΑΚΟΥ 2 ΑΘΗΝΑ	2107468500									
BOFA SECURITIES EUROPE SA				a	a					
, 112 AVENUE KL'BER 75116	+33 153655555									
CAPITAL SECURITIES S.A.				a			a			
58, ΜΗΤΡΟΠΟΛΕΩΣ 58 ΑΘΗΝΑ	2103369700									
CFS SECURITIES INVESTMENT SERVICES S.A.				a						
3, ΠΑΠΑΡΡΗΓΟΠΟΥΛΟΥ 3 ΑΘΗΝΑ	2103360800									
CITIGROUP GLOBAL MARKETS EUROPE AG				a	a					
16, REUTERWEG 16 FRANKFURT	+49 691366-0									
CITIGROUP GLOBAL MARKETS LIMITED				a						
1, 33 CANADA SQUARE - CANARY WHARF	+44 02079864000									
CREDIT SUISSE BANK (EUROPE), S.A.				a	a					
, CALLE AYALA 42, 3A PLANTA-B MADRID	+34917916000									
CREDIT SUISSE SECURITIES (EUROPE) LIMITED				a						
1, ONE CABOT SQUARE LONDON	+44 2078888888									
CYCLOS SECURITIES S.A.				a			a			
39, ΠΑΝΕΠΙΣΤΗΜΙΟΥ 39 ΑΘΗΝΑ	2103364300									
DEUTSCHE BANK S.A.					a					
1, GREAT WINCHESTER STREET LONDON	+44 20 754 54209	00441133361437								
DYNAMIC SECURITIES S.A.				a			a			a
, ΤΡΑΛΛΕΩΝ 2 & Α.ΣΥΓΓΡΟΥ 223 ΝΕΑ ΣΜΥΡΝΙ	2103677700									
EUROBANK EQUITIES INVESTMENT FIRM S.A				a		a	a	a		a
, ΦΙΛΕΛΛΗΝΩΝ 10 & ΞΕΝΟΦΩΝΤΟΣ 13 ΑΘΗΝΑ	2103720425									
EUROBANK S.A.									a	
, ΟΘΩΝΟΣ 8 ΑΘΗΝΑ	2103337000									
EUROCORP INVESTMENT SERVICES S.A.				a			a			a
14, ΠΛ.ΦΙΛΙΚΗΣ ΕΤΑΙΡΕΙΑΣ 14 ΑΘΗΝΑ	2107263600									
EUROTRUST INVESTMENT FIRM SA				a						
113, ΣΕΒΑΣΤΟΥΠΟΛΕΩΣ 113 ΑΘΗΝΑ	2103363100									
EUROXX SECURITIES S.A.				a		a	a	a		a
7, ΠΑΛΑΙΟΛΟΓΟΥ ΧΑΛΑΝΔΡΙ	(210)-6879400	(210)-6879401								
7, ΠΑΛΕΟΛΟΓΟΥ ΧΑΛΑΝΔΡΙ	+30 2106879400	210-6879401								
G. A. PERVANAS SECURITIES- INVESTMENT SERVICES S.A.				a						
7-9, ΣΟΦΟΚΛΕΟΥΣ 7-9 ΑΘΗΝΑ	2103727200									
GLOBAL CAPITAL SECURITIES & FINANCIAL SERVICES LTD				a	a					
50, ΛΑΡΧΙΕΠΙΣΚΟΠΟΥ ΜΑΚΑΡΙΟΥ Γ50	0035722710710									
HELLENIC AMERICAN SECURITIES S.A.				a		a	a			a
27, ΑΝΔΡΕΑ ΠΑΠΑΝΔΡΕΟΥ 27 ΜΑΡΟΥΣΙ	2103311100									
HELLENIC BANK (INVESTMENTS) LTD					a					
, ΑVE.KYΡΙΑΚΟΥ MATSI 31 - PO BOX 24747 NICOSIA	+357 22500100	357 22500110								
HSBC CONTINENTAL EUROPE									a	
109-111, Α.ΜΕΣΟΓΕΙΩΝ 109-111	2106960000									
INDEX SECURITIES S.A.				a						
6, ΔΡΑΓΑΤΣΑΝΙΟΥ 6 ΑΘΗΝΑ	2103213920									
J. CHR. MAVRIKIS SECURITIES S.A.				a						
5, ΣΟΦΟΚΛΕΟΥΣ 5 ΑΘΗΝΑ	2103216730									



## Athex &amp; ATHEXClear Members List

Member Name				Stock Market			Derivatives Market		ATHEXClear Member	
	Address	Phone	Fax	Market Member	Remote Member	Market Maker	Proprietary	Market Maker	General Clearing	Direct Clearing
KAPPA SECURITIES S.A.				a			a			
15, ΒΑΛΛΑΡΙΤΟΥ 15 ΑΘΗΝΑ	2103678600									
KARAMANOF SECURITIES & INVESTMENT SERVICES S.A.				a						
2, ΠΛ.ΑΓ.ΘΕΟΔΩΡΩΝ 2 ΑΘΗΝΑ	2103212947									
LAIKI FINANCIAL SERVICES LTD					a					
26, AVE. VYRONOS NICOSIA	357 22367367	357 22718567								
LEON DEPOLAS SECURITIES S.A.				a		a	a			
1, ΧΡΗΣΤΟΥ ΛΑΔΑ 1 ΑΘΗΝΑ	2103213276 -28									
MEGA EQUITY SECURITIES & FINANCIAL SERVICES PUBLIC LTD				a	a		a			
42-44, ΛΕΩΦ.ΓΡΙΒΑ ΔΙΓΕΝΗ 42-44	0035722711711									
MERIT SECURITIES S.A				a		a	a			a
5, ΣΟΦΟΚΛΕΟΥΣ 5 ΑΘΗΝΑ	2103671880									
MERRILL LYNCH INTERNATIONAL				a						
2, 2 KING EDWARD STREET LONDON	+44 20276281000									
N. CHRYSOCHOIDIS SECURITIES S.A.				a			a			a
7-9, ΣΟΦΟΚΛΕΟΥΣ 7-9 ΑΘΗΝΑ	2103213913									
NATIONAL BANK OF GREECE S.A.				a			a		a	
86, ΑΙΟΛΟΥ STR. ΑΘΗΝΑ	(210)-3341000	(210)-3228187								
68, ΑΚΑΔΙΜΙΑΣ STR. ΑΘΗΝΑ	(210)-3328817	(210)-3328678								
NATIONAL SECURITIES S.A.				a		a	a	a		
66, ΛΕΩΦ. ΑΘΗΝΩΝ 128-132 ΑΘΗΝΑ	2103328784									
NUNTIUS BROKERAGE AND INVESTMENT SERVICES S.A				a						
6, ΔΡΑΓΑΤΣΑΝΙΟΥ 6 ΑΘΗΝΑ	2103350599									
ONE PLUS CAPITAL LIMITED				a	a					
, 75 PRODROMOU AVENUE NICOSIA 1307	35722873760									
OPTIMA BANK S.A.				a		a	a	a	a	
32, ΑΙΓΙΑΛΕΙΑΣ 32 & ΠΑΡΑΔΕΙΣΟΥ ΜΑΡΟΥΣΙ	2108173663									
PANTELAKIS SECURITIES S.A.				a		a	a	a		
57, ΕΘΝΙΚΗΣ ΑΝΤΙΣΤΑΣΕΩΣ 57, ΚΤΙΡΙΟ Β CHALANDRI	2106965000									
PEGASUS SECURITIES S.A				a			a			
17, ΒΑΛΛΑΡΙΤΟΥ 17 & ΑΜΕΡΙΚΗΣ ΑΘΗΝΑ	2103670700									
PIRAEUS BANK S.A.				a			a		a	
, ΑΜΕΡΙΚΗΣ 4 ΑΘΗΝΑ	2103335000									
PIRAEUS SECURITIES S. A.				a		a	a	a		a
10, ΣΤΑΔΙΟΥ 10 ΑΘΗΝΑ	2103354100									
PROCHOICE SECURITIES LTD				a	a					
57, ΛΕΩΦ.ΣΠΥΡΟΥ ΚΥΠΡΙΑΝΟΥ 57, ΑΚΙΝΗΤΑ Φ	035724661192									
SHARELINK SECURITIES & FINANCIAL SERVICES LTD				a			a			
6, HOUSE-ΘΕΟΤΟΚΗ 6 ΜΕΓΑΡΟ ΕΛΜΗΝΑ	+357 22554200									
SOCIETE GENERALE S.A.				a	a		a			
, 17 COURS VALMY, CEDEX	+157290504									
SOLIDUS SECURITIES S.A				a			a			a
64, ΛΟΥΙΖΗΣ ΠΙΑΝΚΟΥΡ 64 ΑΘΗΝΑ	2106900600									
ST. EM. LAVRENTAKIS SECURITIES S.A.				a			a			
7-9, ΣΟΦΟΚΛΕΟΥΣ 7-9 ΑΘΗΝΑ	2103213336									
THE CYPRUS INVESTMENT & SECURITIES CORPORATION LTD				a	a					
154, ΛΕΩΦ. ΚΥΡΗΝΕΙΑΣ	0035722121700									
UBS EUROPE SE				a	a					
, OPERNTURM, BOCKENHEIMER LANDSTRASSE 2-4	496921790									
UBS LIMITED					a					
1, FINSBURY AVENUE LONDON	+44 2075687135									

List of Stocks under Market Making operations

Securities	Market Maker	Start Market Making	Stock Category
MLS MULTIMEDIA SA (CR)			Suspension Status
	PIRAEUS SECURITIES S. A.	01/08/2019	
ALPHA ETF FTSE Athex Large Cap			Exchange Traded Funds (ETFs)
	ALPHA FINANCE INVESTMENT SERVICES SINGLE MEMBER SA	02/01/1900	
	NATIONAL SECURITIES S.A.	02/01/1900	
ADMIE (IPTO) HOLDING S.A. (CR)			Main Market
	EUROBANK EQUITIES INVESTMENT FIRM S.A	24/05/2021	
	HELLENIC AMERICAN SECURITIES S.A.	09/03/2020	
	PIRAEUS SECURITIES S. A.	29/06/2017	
AEGEAN AIRLINES (CR)			Main Market
	EUROBANK EQUITIES INVESTMENT FIRM S.A	22/09/2020	
ALPHA SERVICES HOLD (CR)			Main Market
	ALPHA FINANCE INVESTMENT SERVICES SINGLE MEMBER SA	29/02/2016	
	EUROBANK EQUITIES INVESTMENT FIRM S.A	22/10/2006	
	HELLENIC AMERICAN SECURITIES S.A.	25/07/2014	
	LEON DEPOLAS SECURITIES S.A.	04/01/2016	
	MERIT SECURITIES S.A	03/09/2012	
	NATIONAL SECURITIES S.A.	02/01/1900	
	PIRAEUS SECURITIES S. A.	28/05/2009	
ANDROMEDA SA (CR)			Main Market
	BETA SECURITIES S.A.	15/02/2021	
AS COMPANY SA (CR)			Main Market
	EUROBANK EQUITIES INVESTMENT FIRM S.A	01/04/2019	
ATTICA BANK S.A. (CR)			Main Market
	EUROBANK EQUITIES INVESTMENT FIRM S.A	11/11/2019	
	EUROXX SECURITIES S.A.	22/01/2016	
	PIRAEUS SECURITIES S. A.	20/09/2017	
AUTOHELLAS SA (CR)			Main Market
	ALPHA FINANCE INVESTMENT SERVICES SINGLE MEMBER SA	01/07/2019	
	EUROXX SECURITIES S.A.	02/07/2018	
AVAX S.A. (CR)			Main Market
	EUROBANK EQUITIES INVESTMENT FIRM S.A	14/12/2015	
	PIRAEUS SECURITIES S. A.	01/02/2021	
AVE (CR)			Main Market
	EUROXX SECURITIES S.A.	05/06/2020	
BRIQ PROPERTIES (CR)			Main Market
	EUROBANK EQUITIES INVESTMENT FIRM S.A	09/09/2019	
	LEON DEPOLAS SECURITIES S.A.	22/02/2021	
BYTE COMPUTER SA (CR)			Main Market
	MERIT SECURITIES S.A	04/08/2008	
CC HBC AG (CR)			Main Market
	BETA SECURITIES S.A.	08/03/2021	
	NATIONAL SECURITIES S.A.	02/01/1900	
	PIRAEUS SECURITIES S. A.	04/05/2015	
CENERGY HOLDINGS (CB)			Main Market
	ALPHA FINANCE INVESTMENT SERVICES SINGLE MEMBER SA	02/01/2016	
	EUROBANK EQUITIES INVESTMENT FIRM S.A	02/01/2016	
CNL CAPITAL (CR)			Main Market
	MERIT SECURITIES S.A	01/10/2018	
EKTER SA (CR)			Main Market
	EUROBANK EQUITIES INVESTMENT FIRM S.A	16/10/2017	
	LEON DEPOLAS SECURITIES S.A.	21/05/2018	
ELASTRON (CR)			Main Market
	LEON DEPOLAS SECURITIES S.A.	20/02/2017	
ELLAKTOR (CR)			Main Market
	ALPHA FINANCE INVESTMENT SERVICES SINGLE MEMBER SA	18/03/2019	
	EUROBANK EQUITIES INVESTMENT FIRM S.A	01/06/2012	
	EUROXX SECURITIES S.A.	24/09/2018	
	NATIONAL SECURITIES S.A.	02/01/1900	
	PIRAEUS SECURITIES S. A.	22/10/2018	
ELTON SA (CR)			Main Market
	BETA SECURITIES S.A.	03/09/2012	
	LEON DEPOLAS SECURITIES S.A.	01/04/2019	
ELVALHALCOR (CR)			Main Market
	ALPHA FINANCE INVESTMENT SERVICES SINGLE MEMBER SA	07/05/2018	
	EUROBANK EQUITIES INVESTMENT FIRM S.A	07/05/2018	
ELVE SA (CR)			Main Market
	LEON DEPOLAS SECURITIES S.A.	02/11/2020	

List of Stocks under Market Making operations

Securities	Stock Category
Market Maker	Start Market Making
<b>ENTERSOFT (CR)</b>	Main Market
EUROBANK EQUITIES INVESTMENT FIRM S.A	22/06/2020
<b>EUROBANK HOLDINGS (CR)</b>	Main Market
ALPHA FINANCE INVESTMENT SERVICES SINGLE MEMBER SA	09/01/2006
EUROBANK EQUITIES INVESTMENT FIRM S.A	01/06/2012
HELLENIC AMERICAN SECURITIES S.A.	25/07/2014
LEON DEPOLAS SECURITIES S.A.	30/11/2018
MERIT SECURITIES S.A	06/11/2017
NATIONAL SECURITIES S.A.	02/01/1900
PIRAEUS SECURITIES S. A.	28/09/2009
<b>EUROPEAN RELIANCE INSUR. (CR)</b>	Main Market
BETA SECURITIES S.A.	27/07/2020
PANTELAKIS SECURITIES S.A.	15/07/2019
<b>EYDAP S.A. (CR)</b>	Main Market
ALPHA FINANCE INVESTMENT SERVICES SINGLE MEMBER SA	27/01/2020
EUROBANK EQUITIES INVESTMENT FIRM S.A	10/06/2019
<b>FOURLIS (CR)</b>	Main Market
EUROBANK EQUITIES INVESTMENT FIRM S.A	01/12/2016
PIRAEUS SECURITIES S. A.	06/03/2017
<b>GEK TERNA (CR)</b>	Main Market
BETA SECURITIES S.A.	08/03/2021
EUROBANK EQUITIES INVESTMENT FIRM S.A	24/05/2021
PIRAEUS SECURITIES S. A.	29/08/2019
<b>GR. SARANTIS S.A. (CR)</b>	Main Market
BETA SECURITIES S.A.	14/05/2012
EUROBANK EQUITIES INVESTMENT FIRM S.A	24/10/2016
<b>HELLENIC EXCHANGES-A.S.E. (CR)</b>	Main Market
HELLENIC AMERICAN SECURITIES S.A.	01/09/2014
NATIONAL SECURITIES S.A.	02/01/1900
PIRAEUS SECURITIES S. A.	04/05/2015
<b>HELLENIC PETROLEUM (CR)</b>	Main Market
HELLENIC AMERICAN SECURITIES S.A.	14/09/2015
PIRAEUS SECURITIES S. A.	20/03/2017
<b>IDEAL GROUP SA (CR)</b>	Main Market
EUROBANK EQUITIES INVESTMENT FIRM S.A	07/06/2021
PIRAEUS SECURITIES S. A.	07/06/2021
<b>IKTINOS HELLAS SA (CR)</b>	Main Market
ALPHA FINANCE INVESTMENT SERVICES SINGLE MEMBER SA	01/04/2019
EUROBANK EQUITIES INVESTMENT FIRM S.A	25/02/2019
NATIONAL SECURITIES S.A.	02/01/1900
<b>INTERCONTINENTAL (CR)</b>	Main Market
LEON DEPOLAS SECURITIES S.A.	03/06/2019
<b>INTERWOOD-XYLEMPORIA (CR)</b>	Main Market
EUROBANK EQUITIES INVESTMENT FIRM S.A	05/07/2021
PANTELAKIS SECURITIES S.A.	01/07/2021
<b>INTRACOM HOLDINGS (CR)</b>	Main Market
LEON DEPOLAS SECURITIES S.A.	08/10/2018
<b>JUMBO SA (CR)</b>	Main Market
BETA SECURITIES S.A.	01/02/2021
EUROBANK EQUITIES INVESTMENT FIRM S.A	25/05/2020
MERIT SECURITIES S.A	06/11/2017
PIRAEUS SECURITIES S. A.	06/03/2017
<b>KARAMOLEGOS SA (CR)</b>	Main Market
EUROXX SECURITIES S.A.	04/10/2019
<b>KLOUKINAS - LAPPAS SA (CR)</b>	Main Market
BETA SECURITIES S.A.	22/09/2014
<b>KRI-KRI S.A. (CR)</b>	Main Market
EUROBANK EQUITIES INVESTMENT FIRM S.A	07/05/2018
LEON DEPOLAS SECURITIES S.A.	16/01/2017
<b>LAMDA DEVELOPMENT SA (CR)</b>	Main Market
EUROBANK EQUITIES INVESTMENT FIRM S.A	08/12/2014
PANTELAKIS SECURITIES S.A.	06/11/2017
PIRAEUS SECURITIES S. A.	29/06/2017
<b>LAMPASA HOTEL SA (CR)</b>	Main Market
LEON DEPOLAS SECURITIES S.A.	16/01/2017
<b>MARFIN INVESTMENT GROUP (CR)</b>	Main Market
EUROBANK EQUITIES INVESTMENT FIRM S.A	23/03/2015
PIRAEUS SECURITIES S. A.	02/02/2009

## List of Stocks under Market Making operations

Securities	Stock Category
Market Maker	Start Market Making
<b>MOTOR OIL (CR)</b>	<b>Main Market</b>
BETA SECURITIES S.A.	08/03/2021
EUROBANK EQUITIES INVESTMENT FIRM S.A	22/10/2006
LEON DEPOLAS SECURITIES S.A.	01/04/2019
MERIT SECURITIES S.A	25/02/2019
NATIONAL SECURITIES S.A.	02/01/1900
PIRAEUS SECURITIES S. A.	04/05/2015
<b>MYTILINEOS (CR)</b>	<b>Main Market</b>
ALPHA FINANCE INVESTMENT SERVICES SINGLE MEMBER SA	15/04/2019
EUROBANK EQUITIES INVESTMENT FIRM S.A	20/09/2017
MERIT SECURITIES S.A	25/02/2019
NATIONAL SECURITIES S.A.	02/01/1900
PIRAEUS SECURITIES S. A.	04/05/2015
<b>NATIONAL BANK (CR)</b>	<b>Main Market</b>
ALPHA FINANCE INVESTMENT SERVICES SINGLE MEMBER SA	09/01/2006
BETA SECURITIES S.A.	01/02/2021
EUROBANK EQUITIES INVESTMENT FIRM S.A	22/10/2006
HELLENIC AMERICAN SECURITIES S.A.	25/07/2014
LEON DEPOLAS SECURITIES S.A.	20/05/2015
MERIT SECURITIES S.A	03/09/2012
NATIONAL SECURITIES S.A.	02/01/1900
PIRAEUS SECURITIES S. A.	08/09/2008
<b>OPAP (CR)</b>	<b>Main Market</b>
ALPHA FINANCE INVESTMENT SERVICES SINGLE MEMBER SA	09/01/2006
EUROBANK EQUITIES INVESTMENT FIRM S.A	22/10/2006
HELLENIC AMERICAN SECURITIES S.A.	25/07/2014
MERIT SECURITIES S.A	20/03/2017
NATIONAL SECURITIES S.A.	02/01/1900
PIRAEUS SECURITIES S. A.	04/05/2015
<b>OTE (CR)</b>	<b>Main Market</b>
ALPHA FINANCE INVESTMENT SERVICES SINGLE MEMBER SA	09/01/2006
EUROBANK EQUITIES INVESTMENT FIRM S.A	22/10/2006
HELLENIC AMERICAN SECURITIES S.A.	25/07/2014
LEON DEPOLAS SECURITIES S.A.	20/04/2015
MERIT SECURITIES S.A	20/03/2017
NATIONAL SECURITIES S.A.	02/01/1900
PIRAEUS SECURITIES S. A.	08/09/2008
<b>P.P.A. S.A. (CR)</b>	<b>Main Market</b>
EUROBANK EQUITIES INVESTMENT FIRM S.A	06/02/2019
<b>PAPOUTSANIS (CR)</b>	<b>Main Market</b>
ALPHA FINANCE INVESTMENT SERVICES SINGLE MEMBER SA	19/11/2018
BETA SECURITIES S.A.	25/11/2013
<b>PETROPOULOS PETROS (CR)</b>	<b>Main Market</b>
EUROBANK EQUITIES INVESTMENT FIRM S.A	01/04/2019
PANTELAKIS SECURITIES S.A.	16/03/2020
<b>PIRAEUS FINANCIAL HOLD (CR)</b>	<b>Main Market</b>
ALPHA FINANCE INVESTMENT SERVICES SINGLE MEMBER SA	15/04/2019
EUROBANK EQUITIES INVESTMENT FIRM S.A	22/10/2006
EUROXX SECURITIES S.A.	15/02/2016
HELLENIC AMERICAN SECURITIES S.A.	25/07/2014
LEON DEPOLAS SECURITIES S.A.	30/11/2018
MERIT SECURITIES S.A	16/09/2013
NATIONAL SECURITIES S.A.	02/01/1900
PIRAEUS SECURITIES S. A.	16/02/2009
<b>PLAISIO COMPUTERS SA (CR)</b>	<b>Main Market</b>
EUROBANK EQUITIES INVESTMENT FIRM S.A	02/03/2015
<b>PPC (CR)</b>	<b>Main Market</b>
ALPHA FINANCE INVESTMENT SERVICES SINGLE MEMBER SA	09/01/2006
BETA SECURITIES S.A.	01/02/2021
EUROBANK EQUITIES INVESTMENT FIRM S.A	22/10/2006
HELLENIC AMERICAN SECURITIES S.A.	01/09/2014
MERIT SECURITIES S.A	06/11/2017
NATIONAL SECURITIES S.A.	02/01/1900
PIRAEUS SECURITIES S. A.	28/09/2009
<b>PREMA (CR)</b>	<b>Main Market</b>
BETA SECURITIES S.A.	01/06/2021
<b>PROFILE SA (CR)</b>	<b>Main Market</b>
PANTELAKIS SECURITIES S.A.	01/07/2019

List of Stocks under Market Making operations

Securities	Market Maker	Start Market Making	Stock Category
<b>QUEST HOLDINGS (CR)</b>			
	BETA SECURITIES S.A.	26/03/2018	Main Market
	EUROBANK EQUITIES INVESTMENT FIRM S.A	28/01/2019	
<b>TERNA ENERGY (CR)</b>			
	BETA SECURITIES S.A.	08/03/2021	Main Market
	EUROBANK EQUITIES INVESTMENT FIRM S.A	24/05/2021	
	PIRAEUS SECURITIES S. A.	09/12/2019	
<b>THRACE PLASTICS SA (CR)</b>			
	ALPHA FINANCE INVESTMENT SERVICES SINGLE MEMBER SA	26/03/2018	Main Market
	EUROBANK EQUITIES INVESTMENT FIRM S.A	26/03/2018	
<b>TITAN CEMENT (CB)</b>			
	BETA SECURITIES S.A.	01/02/2021	Main Market
	EUROBANK EQUITIES INVESTMENT FIRM S.A	06/11/2019	
	PIRAEUS SECURITIES S. A.	18/01/2021	
<b>TZIRAKIAN PROFIL (CR)</b>			
	LEON DEPOLAS SECURITIES S.A.	19/07/2021	Main Market
<b>UNIBIOS (CR)</b>			
	LEON DEPOLAS SECURITIES S.A.	01/02/2021	Main Market
<b>VIOHALCO SA/NV (CB)</b>			
	ALPHA FINANCE INVESTMENT SERVICES SINGLE MEMBER SA	11/03/2008	Main Market
	EUROBANK EQUITIES INVESTMENT FIRM S.A	04/03/2014	
	MERIT SECURITIES S.A	17/03/2014	

Underlying Asset				Derivatives Market													
Price max	Price min	Closing price	change	Delivery Month	Open price	Price max	Price min	Last price	Closing price	Last Bid	Last Ask	Fixing price*	Life high	Life low	Trades	Volume	Open Interest
<b>FTSE/Athex Large Cap</b>				(Trade Unit: 1 Index Point x 2€, Cash Settlement)													
2,171.80	2,144.83	2,160.65	0.23%	October 2021	2,150.00	2,164.75	2,133.25	2,149.00	2,149.00	---	---	---	2,224.00	---	200	702	5,189
				November 2021	2,155.25	2,155.25	2,137.25	2,152.25	2,152.25	---	---	---	2,195.75	---	12	132	123
				December 2021	---	---	---	---	2,166.25	---	---	---	---	---	---	---	---
				March 2022	---	---	---	---	2,177.25	---	---	---	---	---	---	---	---
				June 2022	---	---	---	---	2,188.00	---	---	---	---	---	---	---	---
				September 2022	---	---	---	---	2,199.00	---	---	---	---	---	---	---	---
<b>FTSE/Athex Banks</b>				(Trade Unit: 1 Index Point x 15€, Cash Settlement)													
564.60	553.33	559.79	0.70%	December 2021	---	---	---	---	556.25	---	---	---	563.50	---	---	---	2
				March 2022	---	---	---	---	561.50	---	---	---	---	---	---	---	---
				June 2022	---	---	---	---	564.25	---	---	---	---	---	---	---	---
				September 2022	---	---	---	---	567.00	---	---	---	---	---	---	---	---

Derivatives notes

Fixing prices and final open positions can be retrieved from the following path <http://www.helex.gr/el/web/guest/statistics-end-of-day-derivatives>

Underlying Asset					Derivatives Market												
Price max	Price min	Closing price	change	Delivery Month	Open price	Price max	Price min	Last price	Closing price	Last Bid	Last Ask	Fixing price*	Life high	Life low	Trades	Volume	Open Interest
<b>ADMIE (IPTO) HOLDING S.A. (CR)</b>					(Contract Size: 100 Securities, Physical Delivery)												
2.505	2.46	2.46	-0.81%	December 2021	2.48	2.52	2.48	2.52	2.52	---	---	---	2.63	---	11	130	7,401
				March 2022	---	---	---	---	2.50	---	---	---	---	---	---	---	---
				June 2022	---	---	---	---	2.52	---	---	---	---	---	---	---	---
				September 2022	---	---	---	---	2.53	---	---	---	---	---	---	---	---
<b>ALPHA SERVICES HOLD (CR)</b>					(Contract Size: 100 Securities, Physical Delivery)												
1.144	1.1135	1.119	-0.09%	December 2021	1.13	1.14	1.11	1.12	1.12	---	---	---	1.18	---	133	3,600	42,157
				March 2022	---	---	---	---	1.13	---	---	---	---	---	---	---	---
				June 2022	---	---	---	---	1.14	---	---	---	---	---	---	---	---
				September 2022	---	---	---	---	1.14	---	---	---	---	---	---	---	---
<b>ATTICA BANK S.A. (CR)</b>					(Contract Size: 100 Securities, Physical Delivery)												
0.0902	0.083	0.0848	2.17%	December 2021	---	---	---	---	0.054	---	---	---	0.096	---	---	---	93
				March 2022	---	---	---	---	0.084	---	---	---	---	---	---	---	---
				June 2022	---	---	---	---	0.084	---	---	---	---	---	---	---	---
				September 2022	---	---	---	---	0.085	---	---	---	---	---	---	---	---
<b>CC HBC AG (CR)</b>					(Contract Size: 100 Securities, Physical Delivery)												
29.37	28.8	29.37	2.37%	December 2021	28.57	29.29	28.57	29.29	29.29	---	---	---	30.12	---	18	40	243
				March 2022	---	---	---	---	28.98	---	---	---	---	---	---	---	---
				June 2022	---	---	---	---	29.12	---	---	---	---	---	---	---	---
				September 2022	---	---	---	---	29.27	---	---	---	---	---	---	---	---
<b>CENERGY HOLDINGS (CB)</b>					(Contract Size: 100 Securities, Physical Delivery)												
2.72	2.64	2.705	1.31%	December 2021	2.69	2.75	2.68	2.71	2.71	---	---	---	2.78	---	47	173	12,293
				March 2022	---	---	---	---	2.70	---	---	---	---	---	---	---	---
				June 2022	---	---	---	---	2.71	---	---	---	---	---	---	---	---
				September 2022	---	---	---	---	2.72	---	---	---	---	---	---	---	---
<b>ELLAKTOR (CR)</b>					(Contract Size: 100 Securities, Physical Delivery)												
1.389	1.345	1.362	-0.44%	December 2021	1.38	1.39	1.36	1.36	1.36	---	---	---	1.60	---	9	119	8,804
				March 2022	---	---	---	---	1.38	---	---	---	1.48	---	---	---	20
				June 2022	---	---	---	---	1.39	---	---	---	---	---	---	---	---
				September 2022	---	---	---	---	1.40	---	---	---	---	---	---	---	---
<b>EUROBANK HOLDINGS (CR)</b>					(Contract Size: 100 Securities, Physical Delivery)												
0.8456	0.8304	0.838	0.00%	December 2021	0.839	0.840	0.828	0.837	0.837	---	---	---	0.860	---	65	1,325	30,561
				March 2022	---	---	---	---	0.846	---	---	---	---	---	---	---	---
				June 2022	---	---	---	---	0.851	---	---	---	---	---	---	---	---
				September 2022	---	---	---	---	0.855	---	---	---	---	---	---	---	---

Derivatives notes

Fixing prices and final open positions can be retrieved from the following path <http://www.helex.gr/el/web/guest/statistics-end-of-day-derivatives>

Underlying Asset				Derivatives Market													
Price max	Price min	Closing price	change	Delivery Month	Open price	Price max	Price min	Last price	Closing price	Last Bid	Last Ask	Fixing price*	Life high	Life low	Trades	Volume	Open Interest
<b>EYDAP S.A. (CR)</b>				(Contract Size: 103 Securities, Physical Delivery)													
7.89	7.64	7.72	-1.03%	December 2021	7.71	7.74	7.70	7.74	7.74	---	---	---	7.96	7.69	4	7	763
				March 2022	---	---	---	---	7.88	---	---	---	---	---	---	---	---
				June 2022	---	---	---	---	7.92	---	---	---	---	---	---	---	---
				September 2022	---	---	---	---	7.96	---	---	---	---	---	---	---	---
<b>FOURLIS (CR)</b>				(Contract Size: 100 Securities, Physical Delivery)													
4.16	4.05	4.1	0.12%	December 2021	4.12	4.12	4.09	4.11	4.11	---	---	---	4.48	---	30	49	3,071
				March 2022	---	---	---	---	4.14	---	---	---	---	---	---	---	---
				June 2022	---	---	---	---	4.16	---	---	---	---	---	---	---	---
				September 2022	---	---	---	---	4.18	---	---	---	---	---	---	---	---
<b>GEK TERNA (CR)</b>				(Contract Size: 100 Securities, Physical Delivery)													
9.28	9.11	9.25	1.09%	December 2021	9.21	9.24	9.15	9.24	9.24	---	---	---	10.00	---	25	127	8,990
				March 2022	---	---	---	---	9.24	---	---	---	---	---	---	---	---
				June 2022	---	---	---	---	9.29	---	---	---	---	---	---	---	---
				September 2022	---	---	---	---	9.33	---	---	---	---	---	---	---	---
<b>HELLENIC EXCHANGES-A.S.E. (CR)</b>				(Contract Size: 100 Securities, Physical Delivery)													
3.67	3.6	3.6	0.14%	December 2021	3.66	3.66	3.62	3.62	3.62	---	---	---	3.86	---	9	40	1,234
				March 2022	---	---	---	---	3.63	---	---	---	---	---	---	---	---
				June 2022	---	---	---	---	3.65	---	---	---	---	---	---	---	---
				September 2022	---	---	---	---	3.67	---	---	---	---	---	---	---	---
<b>HELLENIC PETROLEUM (CR)</b>				(Contract Size: 100 Securities, Physical Delivery)													
5.77	5.65	5.73	0.70%	December 2021	5.74	5.75	5.71	5.75	5.75	---	---	---	6.26	---	8	40	2,467
				March 2022	---	---	---	---	5.75	---	---	---	---	---	---	---	---
				June 2022	---	---	---	---	5.78	---	---	---	---	---	---	---	---
				September 2022	---	---	---	---	5.80	---	---	---	---	---	---	---	---
<b>INTRACOM HOLDINGS (CR)</b>				(Contract Size: 100 Securities, Physical Delivery)													
2.335	2.25	2.255	-1.10%	December 2021	2.30	2.34	2.27	2.27	2.27	---	---	---	2.57	---	58	262	4,464
				March 2022	---	---	---	---	2.30	---	---	---	---	---	---	---	---
				June 2022	---	---	---	---	2.31	---	---	---	---	---	---	---	---
				September 2022	---	---	---	---	2.33	---	---	---	---	---	---	---	---
<b>JUMBO SA (CR)</b>				(Contract Size: 100 Securities, Physical Delivery)													
14.04	13.7	14.04	1.89%	December 2021	13.83	14.00	13.75	14.00	14.00	---	---	---	14.00	---	39	75	1,990
				March 2022	---	---	---	---	13.92	---	---	---	---	---	---	---	---
				June 2022	---	---	---	---	13.99	---	---	---	---	---	---	---	---
				September 2022	---	---	---	---	14.06	---	---	---	---	---	---	---	---

Derivatives notes

Fixing prices and final open positions can be retrieved from the following path <http://www.helex.gr/el/web/guest/statistics-end-of-day-derivatives>



Underlying Asset				Derivatives Market													
Price max	Price min	Closing price	change	Delivery Month	Open price	Price max	Price min	Last price	Closing price	Last Bid	Last Ask	Fixing price*	Life high	Life low	Trades	Volume	Open Interest
<b>LAMDA DEVELOPMENT SA (CR)</b>				(Contract Size: 100 Securities, Physical Delivery)													
7.57	7.39	7.39	-1.40%	December 2021	7.47	7.60	7.41	7.41	7.41	---	---	---	8.45	---	75	193	5,677
				March 2022	---	---	---	---	7.57	---	---	---	---	---	---	---	---
				June 2022	---	---	---	---	7.61	---	---	---	---	---	---	---	---
				September 2022	---	---	---	---	7.65	---	---	---	---	---	---	---	---
<b>MARFIN INVESTMENT GROUP (CR)</b>				(Contract Size: 100 Securities, Physical Delivery)													
0.0318	0.0297	0.0299	-0.99%	December 2021	0.031	0.032	0.027	0.030	0.030	---	---	---	0.037	---	19	1,901	22,212
				March 2022	---	---	---	---	0.031	---	---	---	---	---	---	---	---
				June 2022	---	---	---	---	0.031	---	---	---	---	---	---	---	---
				September 2022	---	---	---	---	0.031	---	---	---	---	---	---	---	---
<b>MOTOR OIL (CR)</b>				(Contract Size: 100 Securities, Physical Delivery)													
13.4	13.16	13.3	0.38%	December 2021	13.40	13.40	13.15	13.25	13.25	---	---	---	14.20	---	41	198	3,326
				March 2022	---	---	---	---	13.38	---	---	---	---	---	---	---	---
				June 2022	---	---	---	---	13.45	---	---	---	---	---	---	---	---
				September 2022	---	---	---	---	13.52	---	---	---	---	---	---	---	---
<b>MYTILINEOS (CR)</b>				(Contract Size: 100 Securities, Physical Delivery)													
15.47	15.03	15.08	-1.18%	December 2021	15.39	15.50	15.10	15.10	15.10	---	---	---	16.62	---	111	326	6,169
				March 2022	---	---	---	---	15.41	---	---	---	---	---	---	---	---
				June 2022	---	---	---	---	15.49	---	---	---	---	---	---	---	---
				September 2022	---	---	---	---	15.57	---	---	---	---	---	---	---	---
<b>NATIONAL BANK (CR)</b>				(Contract Size: 100 Securities, Physical Delivery)													
2.55	2.471	2.539	1.97%	December 2021	2.52	2.55	2.47	2.54	2.54	---	---	---	2.66	---	309	5,198	30,388
				March 2022	---	---	---	---	2.51	---	---	---	---	---	---	---	---
				June 2022	---	---	---	---	2.53	---	---	---	---	---	---	---	---
				September 2022	---	---	---	---	2.54	---	---	---	---	---	---	---	---
<b>OPAP (CR)</b>				(Contract Size: 100 Securities, Physical Delivery)													
13.61	13.46	13.5	-0.52%	December 2021	13.49	13.50	13.39	13.40	13.40	---	---	---	13.72	---	22	67	1,192
				March 2022	---	---	---	---	13.70	---	---	---	---	---	---	---	---
				June 2022	---	---	---	---	13.77	---	---	---	---	---	---	---	---
				September 2022	---	---	---	---	13.84	---	---	---	---	---	---	---	---
<b>OTE (CR)</b>				(Contract Size: 100 Securities, Physical Delivery)													
16.295	16.01	16.2	-0.31%	December 2021	16.13	16.20	15.92	16.10	16.10	---	---	---	16.44	---	10	18	1,584
				March 2022	---	---	---	---	16.41	---	---	---	---	---	---	---	---
				June 2022	---	---	---	---	16.49	---	---	---	---	---	---	---	---
				September 2022	---	---	---	---	16.58	---	---	---	---	---	---	---	---

Derivatives notes

Fixing prices and final open positions can be retrieved from the following path <http://www.helex.gr/el/web/guest/statistics-end-of-day-derivatives>

Underlying Asset				Derivatives Market													
Price max	Price min	Closing price	change	Delivery Month	Open price	Price max	Price min	Last price	Closing price	Last Bid	Last Ask	Fixing price*	Life high	Life low	Trades	Volume	Open Interest
<b>P.P.A. S.A. (CR)</b>				(Contract Size: 100 Securities, Physical Delivery)													
19.16	18.92	19.14	0.74%	December 2021	---	---	---	---	19.58	---	---	---	19.81	---	---	---	398
				March 2022	---	---	---	---	19.19	---	---	---	---	---	---	---	---
				June 2022	---	---	---	---	19.29	---	---	---	---	---	---	---	---
				September 2022	---	---	---	---	19.38	---	---	---	---	---	---	---	---
<b>PIRAEUS FINANCIAL HOLD (CR)</b>				(Contract Size: 100 Securities, Physical Delivery)													
1.41	1.369	1.405	2.63%	December 2021	1.38	1.42	1.38	1.40	1.40	---	---	---	1.79	---	55	2,400	22,026
				March 2022	---	---	---	---	1.38	---	---	---	---	---	---	---	---
				June 2022	---	---	---	---	1.39	---	---	---	---	---	---	---	---
				September 2022	---	---	---	---	1.40	---	---	---	---	---	---	---	---
<b>PPC (CR)</b>				(Contract Size: 100 Securities, Physical Delivery)													
9.795	9.33	9.415	-2.99%	December 2021	9.82	9.84	9.38	9.44	9.44	---	---	---	10.97	---	440	2,631	16,161
				March 2022	---	---	---	---	9.80	---	---	---	---	---	---	---	---
				June 2022	---	---	---	---	9.85	---	---	---	---	---	---	---	---
				September 2022	---	---	---	---	9.90	---	---	---	---	---	---	---	---
<b>TERNA ENERGY (CR)</b>				(Contract Size: 100 Securities, Physical Delivery)													
11.96	11.78	11.88	0.17%	December 2021	11.90	11.94	11.85	11.87	11.87	---	---	---	12.39	---	10	11	2,220
				March 2022	---	---	---	---	11.98	---	---	---	---	---	---	---	---
				June 2022	---	---	---	---	12.04	---	---	---	---	---	---	---	---
				September 2022	---	---	---	---	12.10	---	---	---	---	---	---	---	---
<b>TITAN CEMENT (CB)</b>				(Contract Size: 100 Securities, Physical Delivery)													
15.86	15.56	15.68	-0.13%	December 2021	15.75	15.75	15.66	15.66	15.66	---	---	---	16.40	---	4	11	1,018
				March 2022	---	---	---	---	15.86	---	---	---	---	---	---	---	---
				June 2022	---	---	---	---	15.94	---	---	---	---	---	---	---	---
				September 2022	---	---	---	---	16.01	---	---	---	---	---	---	---	---
<b>VIOHALCO SA/NV (CB)</b>				(Contract Size: 100 Securities, Physical Delivery)													
4.6	4.49	4.5	-1.64%	December 2021	4.59	4.63	4.52	4.52	4.52	---	---	---	4.90	---	34	106	8,026
				March 2022	---	---	---	---	4.62	---	---	---	---	---	---	---	---
				June 2022	---	---	---	---	4.64	---	---	---	---	---	---	---	---
				September 2022	---	---	---	---	4.67	---	---	---	---	---	---	---	---

Derivatives notes

Fixing prices and final open positions can be retrieved from the following path <http://www.helex.gr/el/web/guest/statistics-end-of-day-derivatives>

FTSE/Athex Large Cap

(Trade Unit: 1 Index Point x 2€ - Exercise Style: European, Cash Settlement)

Exercise Price	Call Options														Put Options																			
	October 2021							November 2021							Other Months		October 2021							November 2021							Other Months		Exercise Price	
	Open price	Price max	Price min	Last price	Closing price	Volume	Open Interest	Open price	Price max	Price min	Last price	Closing price	Volume	Open Interest	Volume	Open Interest	Open price	Price max	Price min	Last price	Closing price	Volume	Open Interest	Open price	Price max	Price min	Last price	Closing price	Volume	Open Interest	Volume	Open Interest		
1,650	-	-	-	-	-	-	-	-	-	-	-	-	-	-	-	-	-	-	-	-	-	-	-	-	-	-	-	-	-	-	-	-		1,650
1,675	-	-	-	-	-	-	-	-	-	-	-	-	-	-	-	-	-	-	-	-	-	-	-	-	-	-	-	-	-	-	-	-	1,675	
1,700	-	-	-	-	-	-	-	-	-	-	-	-	-	-	-	-	-	-	-	-	-	-	-	-	-	-	-	-	-	-	-	-	1,700	
1,725	-	-	-	-	-	-	-	-	-	-	-	-	-	-	-	-	-	-	-	-	-	-	-	-	-	-	-	-	-	-	-	-	1,725	
1,750	-	-	-	-	-	-	-	-	-	-	-	-	-	-	-	-	-	-	-	-	-	-	-	-	-	-	-	-	-	-	-	-	1,750	
1,775	-	-	-	-	-	-	-	-	-	-	-	-	-	-	-	-	-	-	-	-	-	-	-	-	-	-	-	-	-	-	-	-	1,775	
1,800	-	-	-	-	-	-	-	-	-	-	-	-	-	-	-	-	-	-	-	-	-	-	-	-	-	-	-	-	-	-	-	-	1,800	
1,825	-	-	-	-	-	-	-	-	-	-	-	-	-	-	-	-	-	-	-	-	-	-	-	-	-	-	-	-	-	-	-	-	1,825	
1,850	-	-	-	-	-	-	-	-	-	-	-	-	-	-	-	-	-	-	-	-	-	-	-	-	-	-	-	-	-	-	-	-	1,850	
1,875	0.00	0.00	0.00	-	269.00	-	-	-	-	-	-	-	-	-	-	-	0.00	0.00	0.00	-	0.56	-	-	-	-	-	-	-	-	-	-	-	1,875	
1,900	0.00	0.00	0.00	-	244.00	-	-	-	-	-	-	-	-	-	-	-	0.00	0.00	0.00	-	1.00	-	-	-	-	-	-	-	-	-	-	-	1,900	
1,925	0.00	0.00	0.00	-	220.00	-	-	0.00	0.00	0.00	-	229.00	-	-	-	0.00	0.00	0.00	-	1.80	-	-	0.00	0.00	0.00	-	12.25	-	-	-	-	1,925		
1,950	0.00	0.00	0.00	-	197.00	-	-	0.00	0.00	0.00	-	208.00	-	-	-	0.00	0.00	0.00	-	3.10	-	-	0.00	0.00	0.00	-	16.00	-	-	-	-	1,950		
1,975	0.00	0.00	0.00	-	174.00	-	-	0.00	0.00	0.00	-	188.00	-	-	-	0.00	0.00	0.00	-	5.00	-	15	0.00	0.00	0.00	-	20.75	-	-	-	-	1,975		
2,000	0.00	0.00	0.00	-	151.00	-	-	0.00	0.00	0.00	-	168.00	-	-	-	0.00	0.00	0.00	-	7.80	-	1	0.00	0.00	0.00	-	26.25	-	-	-	-	2,000		
2,050	0.00	0.00	0.00	-	110.00	-	-	0.00	0.00	0.00	-	133.00	-	-	-	0.00	0.00	0.00	-	17.00	-	61	0.00	0.00	0.00	-	40.75	-	1	-	-	2,050		
2,100	0.00	0.00	0.00	-	76.00	-	40	0.00	0.00	0.00	-	102.00	-	20	-	0.00	0.00	0.00	-	32.25	-	116	53.00	53.00	53.00	53.00	53.00	1	20	-	-	2,100		
2,150	44.00	44.00	44.00	44.00	44.00	1	60	0.00	0.00	0.00	-	76.50	-	-	49.75	44.00	49.00	49.50	49.50	45	51	70.00	70.00	70.00	70.00	70.00	20	-	-	-	-	2,150		
2,200	25.25	25.25	23.00	23.00	23.00	2	98	50.50	50.50	48.00	48.00	48.00	40	-	0.00	25.25	0.00	-	85.00	-	20	98.00	107.00	98.00	107.00	107.00	40	-	-	-	-	2,200		
2,250	12.50	12.50	12.50	12.50	12.50	1	106	0.00	0.00	0.00	-	39.50	-	-	0.00	12.50	0.00	-	122.00	-	60	0.00	0.00	0.00	-	147.00	-	-	-	-	-	2,250		
2,300	0.00	0.00	0.00	-	8.10	-	45	0.00	0.00	0.00	-	27.25	-	-	0.00	0.00	0.00	-	164.00	-	20	0.00	0.00	0.00	-	184.00	-	-	-	-	-	2,300		
2,350	0.00	0.00	0.00	-	3.80	-	-	0.00	0.00	0.00	-	18.25	-	1	0.00	0.00	0.00	-	210.00	-	-	0.00	0.00	0.00	-	225.00	-	-	-	-	-	2,350		
2,400	0.00	0.00	0.00	-	1.60	-	-	0.00	0.00	0.00	-	11.75	-	-	0.00	0.00	0.00	-	258.00	-	-	0.00	0.00	0.00	-	268.00	-	-	-	-	-	2,400		
2,450	0.00	0.00	0.00	-	0.66	-	-	0.00	0.00	0.00	-	7.50	-	-	0.00	0.00	0.00	-	306.00	-	-	0.00	0.00	0.00	-	314.00	-	-	-	-	-	2,450		
2,500	0.00	0.00	0.00	-	0.24	-	-	0.00	0.00	0.00	-	4.60	-	-	0.00	0.00	0.00	-	356.00	-	-	0.00	0.00	0.00	-	361.00	-	-	-	-	-	2,500		
Totals:						4	349						40	21	0	0							45	344							61	21	0	0
Number of Trades:						4							2		0								3								4		0	

ALPHA SERVICES HOLD (CR)

(Contract Size: 100 Securities, Exercise Style: American, Physical Delivery)

Call Options														Put Options																		
October 2021							November 2021							Other Months		October 2021							November 2021							Other Months		Exercise Price
Open price	Price max	Price min	Last price	Closing price	Volume	Open Interest	Open price	Price max	Price min	Last price	Closing price	Volume	Open Interest	Volume	Open Interest	Open price	Price max	Price min	Last price	Closing price	Volume	Open Interest	Open price	Price max	Price min	Last price	Closing price	Volume	Open Interest	Volume	Open Interest	
0.450					-	-						-	-									-	-									0.005
0.500					-	-						-	-									-	-									0.005
0.550					-	-						-	-									-	-									0.006
0.600					-	-						-	-									-	-									0.006
0.650					-	-						-	-									-	-									0.007
0.700					-	-						-	-									-	-									0.007
0.750	0.000	0.000	0.000		0.371	-	-					-	-			0.000	0.000	0.000		0.001	-	-										0.008
0.800	0.000	0.000	0.000		0.322	-	-	0.000	0.000	0.000		0.325	-	-		0.000	0.000	0.000		0.001	-	-	0.000	0.000	0.000		0.003	-	-			0.008
0.850	0.000	0.000	0.000		0.273	-	-	0.000	0.000	0.000		0.279	-	-		0.000	0.000	0.000		0.002	-	-	0.000	0.000	0.000		0.006	-	-			0.009
0.900	0.000	0.000	0.000		0.226	-	-	0.000	0.000	0.000		0.235	-	-		0.000	0.000	0.000		0.005	-	-	0.000	0.000	0.000		0.012	-	-			0.009
0.950	0.000	0.000	0.000		0.182	-	-	0.000	0.000	0.000		0.194	-	-		0.000	0.000	0.000		0.010	-	-	0.000	0.000	0.000		0.021	-	-			0.010
1.000	0.000	0.000	0.000		0.142	-	-	0.000	0.000	0.000		0.157	-	-		0.000	0.000	0.000		0.020	-	-	0.000	0.000	0.000		0.034	-	-			0.010
1.100	0.000	0.000	0.000		0.078	-	-	0.000	0.000	0.000		0.098	-	-		0.000	0.000	0.000		0.056	-	-	0.000	0.000	0.000		0.075	-	-			0.011
1.200	0.000	0.000	0.000		0.037	-	-	0.000	0.000	0.000		0.057	-	-		0.000	0.000	0.000		0.116	-	-	0.000	0.000	0.000		0.133	-	-			0.012
1.300	0.000	0.000	0.000		0.016	-	-	0.000	0.000	0.000		0.030	-	-		0.000	0.000	0.000		0.194	-	-	0.000	0.000	0.000		0.207	-	-			0.013
1.400	0.000	0.000	0.000		0.006	-	-	0.000	0.000	0.000		0.015	-	-		0.000	0.000	0.000		0.284	-	-	0.000	0.000	0.000		0.292	-	-			0.014
1.500	0.000	0.000	0.000		0.002	-	-	0.000	0.000	0.000		0.007	-	-		0.000	0.000	0.000		0.381	-	-	0.000	0.000	0.000		0.385	-	-			0.015
1.600	0.000	0.000	0.000		0.001	-	-	0.000	0.000	0.000		0.003	-	-		0.000	0.000	0.000		0.480	-	-	0.000	0.000	0.000		0.481	-	-			0.016
1.700	0.000	0.000	0.000		0.001	-	-	0.000	0.000	0.000		0.002	-	-		0.000	0.000	0.000		0.580	-	-	0.000	0.000	0.000		0.580	-	-			0.017
1.800					-	-						-	-								-	-										0.018
Totals:					0	0						0	0	0	0						0	0										
Number of Trades:					0							0		0							0.00						0		0			

NATIONAL BANK (CR)

(Contract Size: 100 Securities, Exercise Style: American, Physical Delivery)

Call Options														Put Options																		
October 2021							November 2021							Other Months		October 2021							November 2021							Other Months		Exercise Price
Open price	Price max	Price min	Last price	Closing price	Volume	Open Interest	Open price	Price max	Price min	Last price	Closing price	Volume	Open Interest	Volume	Open Interest	Open price	Price max	Price min	Last price	Closing price	Volume	Open Interest	Open price	Price max	Price min	Last price	Closing price	Volume	Open Interest	Volume	Open Interest	
1.300					-	-						-	-									-	-									0.013
1.400					-	-						-	-									-	-									0.014
1.500					-	-						-	-									-	-									0.015
1.600	0.000	0.000	0.000	0.892	-	-	0.000	0.000	0.000	0.896	-	-				0.000	0.000	0.000	0.001	-	-			0.000	0.000	0.000	0.001	-	-			0.016
1.700	0.000	0.000	0.000	0.792	-	-	0.000	0.000	0.000	0.798	-	-				0.000	0.000	0.000	0.001	-	-			0.000	0.000	0.000	0.002	-	-			0.017
1.800	0.000	0.000	0.000	0.693	-	-	0.000	0.000	0.000	0.702	-	-				0.000	0.000	0.000	0.001	-	-			0.000	0.000	0.000	0.006	-	-			0.018
1.900	0.000	0.000	0.000	0.594	-	-	0.000	0.000	0.000	0.608	-	-				0.000	0.000	0.000	0.001	-	-			0.000	0.000	0.000	0.012	-	-			0.019
2.000	0.000	0.000	0.000	0.496	-	-	0.000	0.000	0.000	0.519	-	-				0.000	0.000	0.000	0.003	-	-			0.000	0.000	0.000	0.022	-	-			0.020
2.200	0.000	0.000	0.000	0.314	-	-	0.000	0.000	0.000	0.359	-	-				0.000	0.000	0.000	0.021	-	-			0.000	0.000	0.000	0.062	-	-			0.022
2.400	0.000	0.000	0.000	0.168	-	3	0.000	0.000	0.000	0.232	-	-				0.000	0.000	0.000	0.075	-	2			0.000	0.000	0.000	0.134	-	-			0.024
2.600	0.000	0.000	0.000	0.075	-	-	0.000	0.000	0.000	0.139	-	-				0.000	0.000	0.000	0.182	-	-			0.000	0.000	0.000	0.241	-	-			0.026
2.800	0.000	0.000	0.000	0.028	-	-	0.000	0.000	0.000	0.079	-	-				0.000	0.000	0.000	0.335	-	-			0.000	0.000	0.000	0.381	-	-			0.028
3.000	0.000	0.000	0.000	0.009	-	-	0.000	0.000	0.000	0.042	-	-				0.000	0.000	0.000	0.516	-	-			0.000	0.000	0.000	0.544	-	-			0.030
3.200	0.000	0.000	0.000	0.002	-	-	0.000	0.000	0.000	0.021	-	-				0.000	0.000	0.000	0.711	-	-			0.000	0.000	0.000	0.724	-	-			0.032
3.400	0.000	0.000	0.000	0.003	-	-	0.000	0.000	0.000	0.010	-	-				0.000	0.000	0.000	0.910	-	-			0.000	0.000	0.000	0.914	-	-			0.034
3.600	0.000	0.000	0.000	0.001	-	-	0.000	0.000	0.000	0.004	-	-				0.000	0.000	0.000	1.11	-	-			0.000	0.000	0.000	1.11	-	-			0.036
3.800					-	-					-	-									-	-										0.038
Totals:					0	3					0	0		0	0						0	2						0	0		0	0
Number of Trades:					0					0		0		0							0.00						0		0			

OPAP (CR)

(Contract Size: 100 Securities, Exercise Style: American, Physical Delivery)

Call Options														Put Options																					
October 2021							November 2021							Other Months		October 2021							November 2021							Other Months					
Exercise Price	Open price	Price max	Price min	Last price	Closing price	Volume	Open Interest	Open price	Price max	Price min	Last price	Closing price	Volume	Open Interest	Volume	Open Interest	Open price	Price max	Price min	Last price	Closing price	Volume	Open Interest	Open price	Price max	Price min	Last price	Closing price	Volume	Open Interest	Volume	Open Interest	Exercise Price		
8.000						-	-							-	-									-	-									0.080	
8.400	0.000	0.000	0.000		5.18	-	-							-	-		0.000	0.000	0.000		0.001	-	-										0.084		
8.800	0.000	0.000	0.000		4.78	-	-	0.000	0.000	0.000		4.80	-	-		0.000	0.000	0.000		0.001	-	-	0.000	0.000	0.000		0.001	-	-				0.088		
9.200	0.000	0.000	0.000		4.38	-	-	0.000	0.000	0.000		4.40	-	-		0.000	0.000	0.000		0.001	-	-	0.000	0.000	0.000		0.001	-	-				0.092		
9.600	0.000	0.000	0.000		3.98	-	-	0.000	0.000	0.000		4.00	-	-		0.000	0.000	0.000		0.001	-	-	0.000	0.000	0.000		0.001	-	-				0.096		
10.000	0.000	0.000	0.000		3.58	-	-	0.000	0.000	0.000		3.60	-	-		0.000	0.000	0.000		0.001	-	-	0.000	0.000	0.000		0.001	-	-				0.100		
11.000	0.000	0.000	0.000		2.59	-	-	0.000	0.000	0.000		2.62	-	-		0.000	0.000	0.000		0.001	-	30	0.000	0.000	0.000		0.013	-	-				0.110		
12.000	0.000	0.000	0.000		1.60	-	-	0.000	0.000	0.000		1.69	-	-		0.000	0.000	0.000		0.014	-	-	0.000	0.000	0.000		0.084	-	-				0.120		
13.000	0.000	0.000	0.000		0.740	-	-	0.000	0.000	0.000		0.938	-	-		0.000	0.000	0.000		0.153	-	-	0.000	0.000	0.000		0.326	-	-				0.130		
14.000	0.000	0.000	0.000		0.220	-	5	0.000	0.000	0.000		0.424	-	-		0.000	0.000	0.000		0.633	-	-	0.000	0.000	0.000		0.813	-	-				0.140		
15.000	0.000	0.000	0.000		0.036	-	-	0.000	0.000	0.000		0.160	-	5		0.000	0.000	0.000		1.45	-	-	0.000	0.000	0.000		1.55	-	-				0.150		
16.000	0.000	0.000	0.000		0.004	-	-	0.000	0.000	0.000		0.049	-	-		0.000	0.000	0.000		2.43	-	-	0.000	0.000	0.000		2.45	-	-				0.160		
17.000	0.000	0.000	0.000		0.001	-	-	0.000	0.000	0.000		0.012	-	-		0.000	0.000	0.000		3.43	-	-	0.000	0.000	0.000		3.43	-	-				0.170		
18.000	0.000	0.000	0.000		0.001	-	-	0.000	0.000	0.000		0.003	-	-		0.000	0.000	0.000		4.43	-	-	0.000	0.000	0.000		4.43	-	-				0.180		
19.000	0.000	0.000	0.000		0.001	-	-	0.000	0.000	0.000		0.001	-	-		0.000	0.000	0.000		5.43	-	-	0.000	0.000	0.000		5.43	-	-				0.190		
Totals:						0	5						0	5	0	0							0	30							0	30	0	0	
Number of Trades:						0							0		0								0.00								0		0		

OTE (CR)

(Contract Size: 100 Securities, Exercise Style: American, Physical Delivery)

Exercise Price	Call Options														Put Options														Exercise Price				
	October 2021					November 2021					Other Months				October 2021					November 2021					Other Months								
	Open price	Price max	Price min	Last price	Closing price	Volume	Open Interest	Open price	Price max	Price min	Last price	Closing price	Volume	Open Interest	Volume	Open Interest	Open price	Price max	Price min	Last price	Closing price	Volume	Open Interest	Open price	Price max	Price min	Last price	Closing price		Volume	Open Interest	Volume	Open Interest
8.800						-	-							-	-																		0.088
9.200						-	-							-	-																		0.092
9.600	0.000	0.000	0.000		6.66	-	-							-	-	0.000	0.000	0.000		0.001	-	-										0.096	
10.000	0.000	0.000	0.000		6.26	-	-							-	-	0.000	0.000	0.000		0.001	-	-										0.100	
11.000	0.000	0.000	0.000		5.27	-	-	0.000	0.000	0.000		5.29	-	-	0.000	0.000	0.000		0.001	-	-	0.000	0.000	0.000		0.001	-	-				0.110	
12.000	0.000	0.000	0.000		4.27	-	-	0.000	0.000	0.000		4.29	-	-	0.000	0.000	0.000		0.001	-	-	0.000	0.000	0.000		0.001	-	-				0.120	
13.000	0.000	0.000	0.000		3.27	-	-	0.000	0.000	0.000		3.30	-	-	0.000	0.000	0.000		0.001	-	-	0.000	0.000	0.000		0.009	-	-				0.130	
14.000	0.000	0.000	0.000		2.27	-	-	0.000	0.000	0.000		2.35	-	-	0.000	0.000	0.000		0.005	-	-	0.000	0.000	0.000		0.054	-	-				0.140	
15.000	0.000	0.000	0.000		1.33	-	-	0.000	0.000	0.000		1.51	-	-	0.000	0.000	0.000		0.059	-	21	0.000	0.000	0.000		0.208	-	-				0.150	
16.000	0.000	0.000	0.000		0.587	-	-	0.000	0.000	0.000		0.849	-	-	0.000	0.000	0.000		0.316	-	10	0.000	0.000	0.000		0.548	-	-				0.160	
17.000	0.000	0.000	0.000		0.178	-	10	0.000	0.000	0.000		0.414	-	-	0.000	0.000	0.000		0.909	-	-	0.000	0.000	0.000		1.11	-	-				0.170	
18.000	0.076	0.076	0.076	0.076	0.076	5	5	0.000	0.000	0.000		0.174	-	-	0.000	0.000	0.000		1.77	-	25	0.000	0.000	0.000		1.88	-	-				0.180	
19.000	0.000	0.000	0.000		0.004	-	-	0.000	0.000	0.000		0.062	-	-	0.000	0.000	0.000		2.75	-	-	0.000	0.000	0.000		2.78	-	-				0.190	
20.000	0.000	0.000	0.000		0.001	-	-	0.000	0.000	0.000		0.019	-	-	0.000	0.000	0.000		3.75	-	-	0.000	0.000	0.000		3.75	-	-				0.200	
22.000	0.000	0.000	0.000		0.001	-	-	0.000	0.000	0.000		0.001	-	-	0.000	0.000	0.000		5.75	-	-	0.000	0.000	0.000		5.75	-	-				0.220	
24.000	0.000	0.000	0.000		0.001	-	-	0.000	0.000	0.000		0.001	-	-	0.000	0.000	0.000		7.75	-	-	0.000	0.000	0.000		7.75	-	-				0.240	
Totals:						5	15						0	0	0	0					5	56					0	0	0	0			
Number of Trades:							1						0		0							0.00					0			0			

PIRAEUS FINANCIAL HOLD (CR)

(Contract Size: 100 Securities, Exercise Style: American, Physical Delivery)

Call Options																Put Options																	
October 2021								November 2021								Other Months		October 2021					November 2021					Other Months		Exercise Price			
Exercise Price	Open price	Price max	Price min	Last price	Closing price	Volume	Open Interest	Open price	Price max	Price min	Last price	Closing price	Volume	Open Interest	Volume	Open Interest	Open price	Price max	Price min	Last price	Closing price	Volume	Open Interest	Open price	Price max	Price min	Last price	Closing price	Volume		Open Interest	Volume	Open Interest
0.150						-	-							-	-																		0.002
0.200						-	-							-	-																		0.002
0.250						-	-							-	-																		0.003
0.300						-	-							-	-																		0.003
0.350						-	-							-	-																		0.004
0.400						-	-							-	-																		0.004
0.450						-	-							-	-																		0.005
0.500						-	-							-	-																		0.005
0.550						-	-							-	-																		0.006
0.600						-	-							-	-																		0.006
0.650						-	-							-	-																		0.007
0.700						-	-							-	-																		0.007
0.750						-	-							-	-																		0.008
0.800						-	-							-	-																		0.008
0.850						-	-							-	-																		0.009
0.900	0.000	0.000	0.000		0.471	-	-	0.000	0.000	0.000		0.475	-	-	0.000	0.000	0.000	0.000	0.000	0.000	0.001	-	-	0.000	0.000	0.000	0.000	0.002	-	-	0.009		
0.950	0.000	0.000	0.000		0.422	-	-	0.000	0.000	0.000		0.428	-	-	0.000	0.000	0.000	0.000	0.000	0.000	0.001	-	-	0.000	0.000	0.000	0.004	-	-	0.010			
1.000	0.000	0.000	0.000		0.372	-	-	0.000	0.000	0.000		0.381	-	-	0.000	0.000	0.000	0.000	0.000	0.000	0.001	-	-	0.000	0.000	0.000	0.008	-	-	0.010			
1.100	0.000	0.000	0.000		0.277	-	-	0.000	0.000	0.000		0.295	-	-	0.000	0.000	0.000	0.000	0.000	0.000	0.005	-	-	0.000	0.000	0.000	0.021	-	-	0.011			
1.200	0.000	0.000	0.000		0.190	-	-	0.000	0.000	0.000		0.219	-	-	0.000	0.000	0.000	0.000	0.000	0.000	0.018	-	-	0.000	0.000	0.000	0.045	-	-	0.012			
1.300	0.000	0.000	0.000		0.119	-	-	0.000	0.000	0.000		0.157	-	-	0.000	0.000	0.000	0.000	0.000	0.000	0.047	-	-	0.000	0.000	0.000	0.082	-	-	0.013			
1.400	0.000	0.000	0.000		0.067	-	-	0.000	0.000	0.000		0.108	-	-	0.000	0.000	0.000	0.000	0.000	0.000	0.096	-	-	0.000	0.000	0.000	0.134	-	-	0.014			
1.500	0.000	0.000	0.000		0.034	-	-	0.000	0.000	0.000		0.072	-	-	0.000	0.000	0.000	0.000	0.000	0.000	0.163	-	-	0.000	0.000	0.000	0.198	-	-	0.015			
1.600	0.000	0.000	0.000		0.016	-	-	0.000	0.000	0.000		0.047	-	-	0.000	0.000	0.000	0.000	0.000	0.000	0.244	-	-	0.000	0.000	0.000	0.272	-	-	0.016			
1.700	0.000	0.000	0.000		0.007	-	-	0.000	0.000	0.000		0.029	-	-	0.000	0.000	0.000	0.000	0.000	0.000	0.335	-	-	0.000	0.000	0.000	0.355	-	-	0.017			
1.800	0.000	0.000	0.000		0.003	-	-	0.000	0.000	0.000		0.018	-	-	0.000	0.000	0.000	0.000	0.000	0.000	0.431	-	-	0.000	0.000	0.000	0.444	-	-	0.018			
1.900	0.000	0.000	0.000		0.001	-	-	0.000	0.000	0.000		0.011	-	-	0.000	0.000	0.000	0.000	0.000	0.000	0.530	-	-	0.000	0.000	0.000	0.537	-	-	0.019			
2.000	0.000	0.000	0.000		0.001	-	-							-	-						0.630	-	-								0.020		
2.200						-	-							-	-																	0.022	
2.400						-	-							-	-																	0.024	
2.600						-	-							-	-																	0.026	
2.800						-	-							-	-																	0.028	
3.000						-	-							-	-																	0.030	
3.200						-	-							-	-																	0.032	
3.400						-	-							-	-																	0.034	
3.600						-	-							-	-																	0.036	



PIRAEUS FINANCIAL HOLD (CR)

(Contract Size: 100 Securities, Exercise Style: American, Physical Delivery)

Call Options																Put Options																		
October 2021								November 2021								Other Months				October 2021					November 2021					Other Months				
Exercise Price	Open price	Price max	Price min	Last price	Closing price	Volume	Open Interest	Open price	Price max	Price min	Last price	Closing price	Volume	Open Interest	Volume	Open Interest	Open price	Price max	Price min	Last price	Closing price	Volume	Open Interest	Open price	Price max	Price min	Last price	Closing price	Volume	Open Interest	Volume	Open Interest	Exercise Price	
3.800						-	-						-	-									-	-									0.038	
4.000						-	-						-	-									-	-									0.040	
4.400						-	-						-	-									-	-									0.044	
4.800						-	-						-	-									-	-									0.048	
5.200						-	-						-	-									-	-									0.052	
5.600						-	-						-	-									-	-									0.056	
6.000						-	-						-	-									-	-									0.060	
6.400						-	-						-	-									-	-									0.064	
6.800						-	-						-	-									-	-									0.068	
Totals:						0	0						0	0	0	0							0	0										
Number of Trades:						0							0		0								0.00											

PPC (CR)

(Contract Size: 100 Securities, Exercise Style: American, Physical Delivery)

Call Options														Put Options																				
October 2021							November 2021							Other Months		October 2021							November 2021							Other Months				
Exercise Price	Open price	Price max	Price min	Last price	Closing price	Volume	Open Interest	Open price	Price max	Price min	Last price	Closing price	Volume	Open Interest	Volume	Open Interest	Open price	Price max	Price min	Last price	Closing price	Volume	Open Interest	Open price	Price max	Price min	Last price	Closing price	Volume	Open Interest	Volume	Open Interest	Exercise Price	
4.800						-	-						-	-									-	-									0.048	
5.200						-	-						-	-									-	-									0.052	
5.600						-	-						-	-									-	-									0.056	
6.000						-	-						-	-									-	-									0.060	
6.400	0.000	0.000	0.000		3.32	-	-						-	-			0.000	0.000	0.000		0.001	-	-									0.064		
6.800	0.000	0.000	0.000		2.92	-	-						-	-			0.000	0.000	0.000		0.003	-	-									0.068		
7.200	0.000	0.000	0.000		2.52	-	-	0.000	0.000	0.000		2.55	-	-			0.000	0.000	0.000		0.001	-	-	0.000	0.000	0.000		0.012	-	-		0.072		
7.600	0.000	0.000	0.000		2.13	-	-	0.000	0.000	0.000		2.17	-	-			0.000	0.000	0.000		0.005	-	-	0.000	0.000	0.000		0.030	-	-		0.076		
8.000	0.000	0.000	0.000		1.74	-	-	0.000	0.000	0.000		1.80	-	-			0.000	0.000	0.000		0.017	-	-	0.000	0.000	0.000		0.066	-	-		0.080		
8.400	0.000	0.000	0.000		1.37	-	-	0.000	0.000	0.000		1.46	-	-			0.000	0.000	0.000		0.049	-	-	0.000	0.000	0.000		0.126	-	-		0.084		
8.800	0.000	0.000	0.000		1.03	-	-	0.000	0.000	0.000		1.16	-	-			0.000	0.000	0.000		0.110	-	-	0.000	0.000	0.000		0.220	-	-		0.088		
9.200	0.000	0.000	0.000		0.743	-	5	0.783	0.783	0.782	0.782	0.782	10	-			0.000	0.000	0.000		0.220	-	5	0.000	0.000	0.000		0.353	-	-		0.092		
9.600	0.000	0.000	0.000		0.506	-	40	0.000	0.000	0.000		0.669	-	15			0.000	0.000	0.000		0.383	-	300	0.000	0.000	0.000		0.529	-	-		0.096		
10.000	0.270	0.270	0.250	0.250	0.250	20	116	0.363	0.363	0.363	0.363	0.363	3	-			0.000	0.000	0.000		0.601	-	112	0.000	0.000	0.000		0.748	-	-		0.100		
11.000	0.072	0.072	0.072	0.072	0.072	15	64	0.000	0.000	0.000		0.196	-	13			1.47	1.47	1.40	1.45	1.45	15	5	0.000	0.000	0.000		1.46	-	-		0.110		
12.000	0.000	0.000	0.000		0.016	-	11	0.000	0.000	0.000		0.068	-	-			0.000	0.000	0.000		2.30	-	-	0.000	0.000	0.000		2.33	-	-		0.120		
13.000	0.000	0.000	0.000		0.002	-	-	0.000	0.000	0.000		0.021	-	-			0.000	0.000	0.000		3.29	-	-	0.000	0.000	0.000		3.29	-	-		0.130		
14.000	0.000	0.000	0.000		0.001	-	-	0.000	0.000	0.000		0.005	-	-			0.000	0.000	0.000		4.29	-	-	0.000	0.000	0.000		4.29	-	-		0.140		
15.000	0.000	0.000	0.000		0.001	-	-	0.000	0.000	0.000		0.001	-	-			0.000	0.000	0.000		5.29	-	-	0.000	0.000	0.000		5.29	-	-		0.150		
Totals:						35	236						13	28	0	0							35	422							0	5	0	0
Number of Trades:						5							3		0								3.00								0		0	

Lending Products	Underlying Title	Multilateral Transactions[1]					Bilateral Transactions[2]		Stock Borrowing through OTC (volume)[3]
		Open Interest[5]	Volume(Offered)	Average Weighted	Transactions volume	Average Weighted	Transactions Volume	Average Weighted	Transactions Volume
ADMIEBOR	ADMIE (IPTO) HOLDING S.A. (CR)	59,000	---	---	---	---	---	88,452	
AEGNBOR	AEGEAN AIRLINES (CR)	3,949	---	---	---	---	---	26,619	
ALPHABOR	ALPHA SERVICES HOLD (CR)	---	---	---	---	---	---	80,424,414	
ALMYBOR	ALUMIL (CR)	---	---	---	---	---	---	---	
TATTBOR	ATTICA BANK S.A. (CR)	---	---	---	---	---	---	370	
EEEBOR	CC HBC AG (CR)	3,988	---	---	---	---	---	70,546	
CENERBOR	CENERGY HOLDINGS (CB)	---	---	---	---	---	---	---	
ELLAKTORBOR	ELLAKTOR (CR)	---	---	---	---	---	---	6,870	
EUROBBOR	EUROBANK HOLDINGS (CR)	241,000	---	---	---	---	---	53,118,570	
EYDAPBOR	EYDAP S.A. (CR)	1,800	---	---	---	---	---	300,448	
FFGRPBOR	FOLLI FOLLIE (CR)	---	---	---	---	---	---	900,530	
FOYRKBOR	FOURLIS (CR)	---	---	---	---	---	---	48,250	
GEKTERNABOR	GEK TERNA (CR)	---	---	---	---	---	---	12,047	
SARBOR	GR. SARANTIS S.A. (CR)	---	---	---	---	---	---	11,390	
EXAEBOR	HELLENIC EXCHANGES-A.S.E. (CR)	4,000	---	---	---	---	---	152,047	
ELPEBOR	HELLENIC PETROLEUM (CR)	---	---	---	---	---	---	78,571	
INTRKBOR	INTRACOM HOLDINGS (CR)	300	---	---	---	---	---	---	
BELABOR	JUMBO SA (CR)	---	---	---	95,921	4.32%	---	170,330	
LAMDABOR	LAMDA DEVELOPMENT SA (CR)	---	---	---	---	---	2,000	0.01%	160,273
MIGBOR	MARFIN INVESTMENT GROUP (CR)	---	---	---	---	---	---	794,474	
MOHBOR	MOTOR OIL (CR)	11,500	---	---	---	---	---	293,299	
MYTILBOR	MYTILINEOS (CR)	1,000	---	---	---	---	---	67,745	
ETEBOR	NATIONAL BANK (CR)	---	---	---	---	---	---	6,478,830	
OPAPBOR	OPAP (CR)	23,282	---	---	129,909	2.88%	---	1,325,594	
HTOBOR	OTE (CR)	24,130	---	---	5,000	2.65%	---	1,302,065	
PPABOR	P.P.A. S.A. (CR)	1,964	---	---	---	---	---	10,401	
TPEIRBOR	PIRAEUS FINANCIAL HOLD (CR)	---	---	---	---	---	---	3,336,887	
PLAISBOR	PLAISIO COMPUTERS SA (CR)	---	---	---	---	---	---	4,000	
PPCBOR	PPC (CR)	3,000	---	---	---	---	---	1,615,821	
QUALBOR	QUALITY & RELIABILITY SA (CR)	---	---	---	---	---	---	---	
TENERGYBOR	TERNA ENERGY (CR)	4,848	---	---	---	---	---	21,069	

## Stock Lending Notes

[1] - Multilateral contracts Lending or Borrowing as per Methods 8-1, 8-2 and 8-3-3 (According to ATHEX BoD Resolution No.17)

[2] - Bilateral Contracts Lending or Borrowing as per Methods 8-3-1 and 8-3-2 (According to ATHEX BoD Resolution No.20 )

[3] - The information concerning OTC Stock Borrowing Transactions is based on the statements of the Dematerialised Securities System (DSS) operators involved and refers to volumes that have been registered up until the previous working day.

[4] - Average Price (Volume weighted)

[5] - The Data concerning Open Interest before the start of trading session

Lending Products	Underlying Title	Open Interest[5]	Multilateral Transactions[1]				Bilateral Transactions[2]		Stock Borrowing through OTC (volume)[3]	
			Volume(Offered)	Average Weighted	Transactions volume	Average Weighted	Transactions Volume	Average Weighted	Transactions Volume	
TITCBOR	TITAN CEMENT (CB)	---	---	---	---	---	---	---	220,379	
VIOBOR	VIOHALCO SA/IV (CB)	13,447	---	---	---	---	---	---	---	

## Stock Lending Notes

[1] - Multilateral contracts Lending or Borrowing as per Methods 8-1, 8-2 and 8-3-3 (According to ATHEX BoD Resolution No.17)

[2] - Bilateral Contracts Lending or Borrowing as per Methods 8-3-1 and 8-3-2 (According to ATHEX BoD Resolution No.20 )

[3] - The information concerning OTC Stock Borrowing Transactions is based on the statements of the Dematerialised Securities System (DSS) operators involved and refers to volumes that have been registered up until the previous working day.

[4] - Average Price (Volume weighted)

[5] - The Data concerning Open Interest before the start of trading session

## Sectors codification for listed companies

12003-	ETF	10101010	Computer Services
10101015	Software	10102030	Computer Hardware
15101010	Telecommunications Equipment	15102015	Telecommunications Services
20101010	Health Care Facilities	20101025	Health Care Services
20102010	Medical Equipment	20103015	Pharmaceuticals
30101010	Banks	30202000	Diversified Financial Services
30202010	Asset Managers & Custodians	30202015	Investment Services
30302010	Full Line Insurance	30302015	Insurance Brokers
30302025	Property and Casualty Insurance	35101010	Real Estate Holding and Development
35101015	Real Estate Services	35102000	Diversified REITs
35102030	Office REITs	40201040	Rental & Leasing Services: Consumer
40202010	Home Construction	40202015	Household Furnishings
40202020	Household Appliance	40203040	Electronic Entertainment
40203045	Toys	40204020	Clothing & Accessories
40301010	Entertainment	40301030	Publishing
40301035	Radio & TV Broadcasters	40401010	Diversified Retailers
40401020	Apparel Retailers	40401025	Home Improvement Retailers
40401030	Specialty Retailers	40501010	Airlines
40501015	Travel & Tourism	40501020	Casinos & Gambling
40501025	Hotels & Motels	45101015	Distillers & Vintners
45101020	Soft Drinks	45102010	Farming Fishing Ranching & Plantations
45102020	Food Products	45103010	Tobacco
45201010	Food Retailers & Wholesalers	45201020	Personal Products
50101010	Construction	50101030	Cement
50101035	Building Materials: Other	50202010	Electrical Components
50203000	Diversified Industrials	50203015	Plastics
50203030	Containers & Packaging	50204000	Machinery: Industrial
50204020	Machinery: Construction & Handling	50205010	Industrial Suppliers
50205020	Back Office Support HR & Consulting	50205030	Forms & Bulk Printing Services
50206015	Commercial Vehicles & Parts	50206030	Marine Transportation
50206060	Transportation Services	55101000	Diversified Materials
55101020	Textile Products	55102000	General Mining
55102010	Iron & Steel	55102015	Metal Fabricating
55102035	Aluminum	60101000	Integrated Oil & Gas
60101020	Oil Refining and Marketing	65101010	Alternative Electricity
65101015	Conventional Electricity	65102030	Water



**ATHEX**  
Athens Stock Exchange

Λεωφ. Αθηνών 110 104 42 Αθήνα  
110, Athinon Ave. GR 104 42 Athens  
tel. (+30)210-33.66.800, fax (+30)210-33.66.101  
[www.athexgroup.gr](http://www.athexgroup.gr)