

21

Ημερήσιο Δελτίο  
Συναλλακτικής Δραστηριότητας

Daily Official List  
of Trading Activity

Wednesday, 8 September, 2021

Year: 142 Trading Day No: 169



**ATHEXGROUP**  
Athens Exchange Group

**Disclaimer:**

Hellenic Exchanges-Athens Stock Exchange S.A endeavours to ensure that the data and other material ("Information") presented on the Daily Official List are accurate and complete, but it is not liable for any errors or omissions of data or /and for the accuracy, credibility, updating and completeness of the aforesaid information nor it has any liability arising directly or indirectly from the use of the above Information.

The Company is not liable for the accuracy of the data included in listed companies' announcements. Only the sender of such an announcement is fully and solely liable for any infringement of third party's rights from the content of such announcement. All contents of the Daily Official List are provided only for information purposes and do not constitute investment advice or solicitation to invest in securities or other products listed for trading on the Exchange.

You acknowledge and agree that the Company is the owner of any property rights related to any Information appearing on the Daily Official List including intellectual property rights copyright, trademarks, etc.

The above data are a property of the Hellenic Exchanges-Athens Exchange and are copyright protected. Users are forbidden to reproduce, modify, copy, sale, transmit or redistribute, by all reproduction means and methods, part or the whole of the above data, without reference to their source.

The commercial exploitation of these data is, also, forbidden by third parties. Hellenic Exchanges-Athens Exchange does not carry any responsibility, direct or indirect, derived from usage or accidental alteration of the above data when used by third parties.

---

**Hellenic Exchanges – Athens Stock Exchange S.A.**

110 Athinon Ave., 10442 Athens, Tel: (210) 33.66.800, Fax: (210) 32.13.938

[www.athexgroup.gr](http://www.athexgroup.gr)

---

**Thessalonica Stock Exchange Center (T.S.E.C)**

16-18 Katouni Str., Thessalonica 546 25 Tel: (2310) 567.667, Fax: (2310) 530.545

**Athex Members Guarantee Fund**

14-16 Fidiou Str., Athens 106 78, Tel: (210) 33.04.682, Fax: (210) 33.04.155

**Hellenic Republic Capital Market Commission**

1 Kolokotroni Str. & 1 Stadiou Str., Athens 10562 Tel: (210) 33.77.100 Fax: (210) 33.77.173

---

**Table of Contents**

---

**Section 1: Statistical Figures of Securities, Derivatives and Lending**

Summary of Markets

Athex Indices

Analytic Figures for Athex Market's Boards and Categories

Trading Details by Athex Sectors and Financial Instruments (ETFs)

Top 10 best &amp; worst performing Shares

Derivatives Summary

**Section 2: Analytic Figures of Shares Transactions**

Analytic Figures of Shares Transactions

Shares' Notes

**Section 3: Figures of Securities Transactions**

Securities Blocks Details

Shares Rights Details

Stock Borrowing

Forced Sales Details

Forced Sales Registered Shares

Exchange Traded Funds (ETFs) Characteristics

**Section 5: Bonds traded in Fixed Income Assets Market**

Convertible Corporate Bonds - Regulated Market

Non Convertible Corporate Bonds - Regulated Market

Government Bonds

Treasury Bills &amp; Zero Coupon Government Bonds

Government Bonds Traded with the Open Outcry Method

State Banks Bonds

**Section 6: Additional Infos**

Athex &amp; ATHEXClear Members List

List of Stocks under Market Making operations

**Section 7: Derivatives Market Analytic Figures**

Index Futures

Stock Futures

Index Options

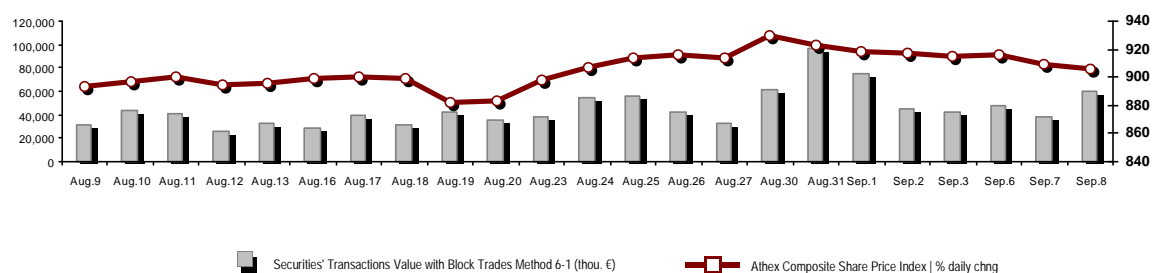
Stock Options

Stock Lending Analytic Figures

**Appendix A: Sectors codification for listed companies**

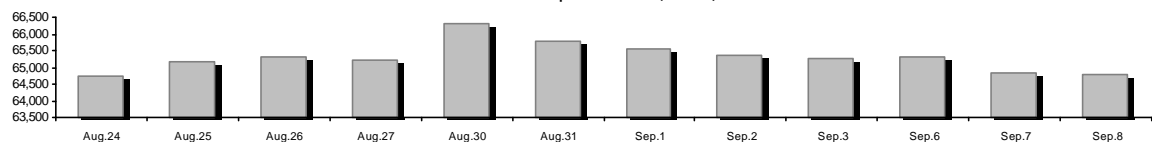
## Summary of Markets

Athex Composite Share Price Index vs Shares and Derivatives Transactions Value

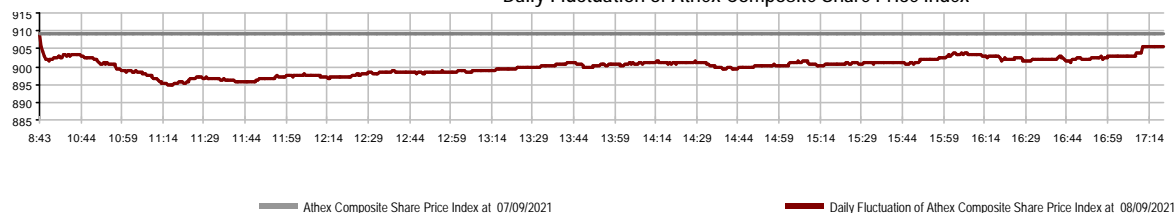


Athex Capitalisation (mill. €) **: 64,807.46	Derivatives Total Open Interest 615,794
Daily change: mill. €   % -38.40 -0.06%	in Index Futures   % daily chng 5,154 -0.66%
Yearly Avg Capitalisation: mill. €   % chng prev year Avg 59,183.57 24.88%	in Stock Futures   % daily chng 606,835 -0.02%
Athex Composite Share Price Index   % daily chng 905.48 -0.42%	in Index Options   % daily chng 1,944 10.83%
Athex Composite Share Price Index Capitalisation (mill. €) 58,882.22	in Stock Options   % daily chng 1,861 3.33%
Daily change (mill. €) -36.05	
Securities' Transactions Value with Block Trades Method 6-1 (t) 60,464.45	Derivatives Contracts Volume: 36,277
Daily change: % 22,503.49 59.28%	Daily change: pieces   % 19,225 112.74%
YtD Avg Trans. Value: thou. €   % chng prev year Avg 72,792.33 13.67%	YtD Avg Derivatives Contracts % chng prev year Avg 54,800 36.79%
Blocks Transactions Value of Method 6-1 (thou. €) 7,821.27	Derivatives Trades Number: 2,392
Blocks Transactions Value of Method 6-2 & 6-3 (thou. €) 13.16	Daily change: number   % 1,121 88.20%
Bonds Transactions Value (thou.€) 3,363.62	YtD Avg Trades number % chng prev year Avg 2,299 -13.38%
Securities' Transactions Volume with Block Trades Method 6-1 (tho) 25,608.05	Lending Total Open Interest 117,695
Daily change: thou. pieces   % 6,434.69 33.56%	Daily change: pieces   % 0 0.00%
YtD Avg Volume: % chng prev year Avg 38,947.04 -5.21%	Lending Volume (Multilateral/Bilateral) 0
Blocks Transactions Volume of Method 6-1 (thou. Pieces) 1,487.09	Daily change: pieces   % 0
Blocks Transactions Volume of Method 6-2 & 6-3 (thou. Pieces) 0.48	Multilateral Lending 0
Bonds Transactions Volume 3,374,000	Bilateral Lending 0
Securities' Trades Number with Block Trades Method 6-1 31,377	Lending Trades Number: 0
Daily change: number   % 11,405 57.10%	Daily change: % 0
YtD Avg Trades number % chng prev year Avg 31,733 -2.76%	Multilateral Lending Trades Number 0
Number of Blocks Method 6-1 7	Bilateral Lending Trades Number 0
Number of Blocks Method 6-2 & 6-3 1	
Number of Bonds Transactions 94	

Athex Capitalisation (mill. €) \*\*



Daily Fluctuation of Athex Composite Share Price Index



## Athex Indices

Index name	08/09/2021	07/09/2021	pts.	%	Min	Max	Year min	Year max	Year change
Athex Composite Share Price Index	905.48 €	909.29	-3.81	-0.42%	894.83	909.29	726.02	931.94	11.93% #
Athex ESG Index	1,024.76 €	1,028.72	-3.96	-0.38%	1,010.50	1,028.72	986.45	1,050.47	--- -
FTSE/Athex Large Cap	2,176.56 €	2,184.70	-8.14	-0.37%	2,147.20	2,184.70	1,718.82	2,259.27	12.50% #
FTSE/Athex Mid Cap Index	1,514.04 #	1,506.74	7.30	0.48%	1,482.38	1,516.51	1,026.21	1,532.23	36.72% #
FTSE/ATHEX-CSE Banking Index	424.74 €	429.47	-4.73	-1.10%	416.85	429.47	306.88	483.96	8.13% #
FTSE/ATHEX High Dividend Yield Index	3,070.17 #	3,068.29	1.88	0.06%	3,031.87	3,070.30	2,542.41	3,169.38	13.54% #
FTSE/ATHEX Global Traders Index Plus	2,511.83 €	2,514.04	-2.21	-0.09%	2,483.83	2,514.33	1,943.84	2,565.79	19.54% #
FTSE/ATHEX Mid & Small Cap Factor-Weighted Ind	4,251.52 €	4,258.86	-7.34	-0.17%	4,198.58	4,265.34	2,996.13	4,351.02	36.09% #
ATHEX Select Index Plus	3,441.53 €	3,468.10	-26.57	-0.77%	3,416.33	3,468.10	2,805.20	3,565.24	11.72% #
ATHEX Select Index	4,632.33 #	4,586.13	46.20	1.01%	4,518.42	4,639.37	2,785.00	4,672.97	52.99% #
FTSE/Athex Market Index	542.44 €	542.95	-0.51	-0.09%	534.28	542.95	424.25	554.77	14.54% #
FTSE Med Index	5,525.42 €	5,531.33	-5.91	-0.11%			4,489.55	5,568.53	21.83% #
Athex Composite Index Total Return Index	1,547.57 €	1,554.07	-6.50	-0.42%	1,529.36	1,554.07	1,220.96	1,591.84	13.75% #
FTSE/Athex Large Cap Total Return	3,369.95 €	3,382.56	-12.61	-0.37%			2,707.58	3,444.74	13.49% #
FTSE/Athex Mid Cap Total Return	1,942.10 #	1,932.74	9.36	0.48%			1,313.08	1,949.62	39.71% #
FTSE/ATHEX-CSE Banking Total Return Index	365.71 €	369.78	-4.07	-1.10%			283.07	421.45	6.29% #
Hellenic Mid & Small Cap Index	1,393.66 €	1,402.97	-9.31	-0.66%	1,382.73	1,402.97	1,110.37	1,442.42	15.90% #
FTSE/Athex Banks	561.19 €	567.43	-6.24	-1.10%	550.76	567.43	405.46	639.42	8.13% #
FTSE/Athex Insurance	2,021.16 -	2,021.16	0.00	0.00%	2,012.53	2,032.67	1,885.00	2,192.44	5.85% #
FTSE/Athex Financial Services	761.24 €	776.76	-15.52	-2.00%	760.54	776.76	679.98	843.74	-0.35% €
FTSE/Athex Industrial Goods & Services	3,918.33 €	3,943.06	-24.73	-0.63%	3,881.12	3,943.06	2,762.19	3,996.37	33.60% #
FTSE/Athex Retail	53.60 €	54.33	-0.73	-1.34%	53.43	54.64	46.54	58.68	8.13% #
FTSE/ATHEX Real Estate	5,382.20 €	5,438.37	-56.17	-1.03%	5,357.79	5,438.37	4,187.35	5,770.64	11.54% #
FTSE/Athex Consumer Goods & Services	7,383.33 €	7,392.56	-9.23	-0.12%	7,325.07	7,405.27	6,939.31	9,231.17	-5.12% €
FTSE/Athex Food & Beverage	11,491.67 #	11,348.84	142.83	1.26%	11,190.57	11,492.70	9,045.03	12,311.96	16.25% #
FTSE/Athex Basic Resources	7,513.12 #	7,486.88	26.24	0.35%	7,332.17	7,541.24	5,233.31	8,597.84	22.09% #
FTSE/Athex Construction & Materials	3,276.69 €	3,293.19	-16.50	-0.50%	3,235.69	3,293.19	2,565.75	3,422.77	18.68% #
FTSE/Athex Energy	3,324.88 €	3,354.23	-29.35	-0.88%	3,299.72	3,354.23	2,835.10	3,724.35	12.15% #
FTSE/Athex Travel & Leisure	2,070.49 #	2,039.97	30.52	1.50%	2,011.93	2,070.49	1,540.34	2,174.23	19.51% #
FTSE/Athex Technology	1,760.27 €	1,774.53	-14.26	-0.80%	1,731.38	1,774.53	1,043.00	1,774.53	61.15% #
FTSE/Athex Telecommunications	4,520.79 #	4,505.81	14.98	0.33%	4,461.78	4,546.29	3,294.37	4,734.07	24.04% #
FTSE/Athex Utilities	5,186.35 €	5,257.12	-70.77	-1.35%	5,156.30	5,257.12	4,264.97	5,410.79	12.68% #
FTSE/Athex Personal Products	8,651.40 €	8,676.58	-25.18	-0.29%	8,593.78	8,771.24	8,270.74	9,116.06	-4.34% €
Athex All Share Index	227.40 €	227.52	-0.11	-0.05%	227.40	227.40	175.88	232.71	21.25% #
Hellenic Corporate Bond Index	127.91 #	127.88	0.03	0.02%			122.29	127.91	4.79% #
Hellenic Corporate Bond Price Index	96.33 #	96.32	0.01	0.01%			93.98	96.40	2.65% #

Note 1: FTSE/Med 100, Hellenic Corporate Bond Price Index and Hellenic Corporate Bond Index closing prices refer to the previous trading day of 06/09/2021.

Note 2: The Hellenic Mid & Small Cap Index is a Customized index calculated by the Athens Exchange.

## Analytic Figures for Athex Market's Boards and Categories

	Total Traded Securities	Main Market	Surveillance	Exchange Traded Funds (ETFs)
Totals	132	112	19	1
Gain / Lose / Same:	45 / 58 / 29	41 / 51 / 20	4 / 6 / 9	0 / 1 / 0
Athex Capitalisation (mill. €) **	64,807.46	64,525.42	282.04	
Daily Average Trans/ons Value(thou.€)	72,792.33	72,609.41	221.51	21.52
Transactions Value	60,477.60	60,186.94	290.34	0.32
Main Board:	52,643.18	52,352.52	290.34	0.32
Blocks Board 6_2_3:	7,834.42	7,834.42	0.00	0.00
Forced Sales Board:	0.00	0.00	0.00	0.00
Special Terms Board:	0.00	0.00	0.00	0.00
Daily Average Transactions Volume	38,947,035	37,769,296	1,210,443	1,039
Transactions Volume	25,608,532	24,739,553	868,964	15
Main Board:	24,120,963	23,251,984	868,964	15
Blocks Board 6_2_3:	1,487,569	1,487,569	0	0
Forced Sales Board:	0	0	0	0
Special Terms Board:	0	0	0	0
Daily Average Number of Trades	31,733	31,456	275	3
Number of Trades	31,378	31,108	269	1
Main Board:	31,370	31,100	269	1
Blocks Board 6_2_3:	8	8	0	0
Forced Sales Board:	0	0	0	0
Special Terms Board:	0	0	0	0

## Trading Details by Athex Sectors and Financial Instruments (ETFs)

Code	Sectors	Gain / Lose / Same	Number of Trades	Transactions Volume	Transactions Value	% of Total Trans. Value
3010	- Banks	0 / 5 / 1	10,429	15,718,590	18,598,366.34	30.75%
5510	- Basic Resources	6 / 6 / 4	1,287	522,479	1,329,166.39	2.20%
5010	- Construction & Materials	2 / 10 / 1	2,106	1,048,443	2,516,822.83	4.16%
4020	- Consumer Products & Services	4 / 3 / 2	2,055	988,461	10,460,611.09	17.30%
6010	- Energy	3 / 1 / 0	1,258	204,694	2,322,145.44	3.84%
12000	- Financial Instruments	0 / 1 / 0	1	15	322.35	0.00%
3020	- Financial Services	0 / 2 / 1	744	2,271,911	306,196.24	0.51%
4510	- Food Beverage & Tobacco	5 / 3 / 4	301	66,715	689,576.84	1.14%
2010	- Health Care	0 / 0 / 3	89	71,455	102,140.44	0.17%
5020	- Industrial Goods & Service	7 / 6 / 6	2,932	840,868	5,464,317.34	9.04%
3030	- Insurance	0 / 0 / 1	50	8,047	40,222.13	0.07%
4030	- Media	0 / 1 / 2	33	32,965	15,343.53	0.03%
4520	- Personal Care, Drug & Grocery Stores	1 / 1 / 1	146	54,161	241,779.81	0.40%
3510	- Real Estate	4 / 2 / 1	1,522	364,220	2,381,209.13	3.94%
4040	- Retail	3 / 3 / 0	808	189,891	741,089.36	1.23%
1010	- Technology	5 / 5 / 0	1,215	475,273	931,906.78	1.54%
1510	- Telecommunications	3 / 0 / 1	2,311	1,201,506	5,431,610.73	8.98%
4050	- Travel & Leisure	2 / 4 / 1	1,589	1,021,985	4,960,429.28	8.20%
6510	- Utilities	0 / 5 / 0	2,502	526,853	3,944,347.98	6.52%

## Top 10 best &amp; worst performing Shares

## Main Market

With positive Price change			With negative Price change		
	Closing price	change		Closing price	change
DOMIKI KRITIS SA (CR)	0.87	7.41% #	ATTICA BANK S.A. (CR)	0.102	-4.67% €
INTRACOM HOLDINGS (CR)	2.42	6.61% #	MARFIN INVESTMENT GROUP (CR)	0.032	-3.61% €
INTRAKAT (CR)	2.4	6.19% #	NATIONAL BANK (CR)	2.533	-3.32% €
QUALITY & RELIABILITY SA (CR)	0.326	5.16% #	EPSILON NET (CR)	12.3	-2.77% €
ILYDA S.A. (CR)	1.64	4.46% #	ENTERSOFT (CR)	4.77	-2.65% €
CENTRIC HOLDINGS (CR)	0.332	4.40% #	IKTINOS HELLAS SA (CR)	0.858	-2.50% €
ALUMIL (CR)	2.19	4.29% #	CPI SA (CR)	0.82	-2.38% €
IDEAL GROUP SA (CR)	3.85	4.05% #	HELLENIC EXCHANGES-A.S.E. (CR)	3.765	-1.95% €
THRACE PLASTICS SA (CR)	8.69	3.82% #	ADMIE (IPTO) HOLDING S.A. (CR)	2.52	-1.95% €
BYTE COMPUTER SA (CR)	2.74	3.40% #	INFORM P. LYKOS (CR)	1.535	-1.92% €
With the highest Transactions Value			With the highest Transactions Volume		
	Value (thou. €)	change		Volume	change
JUMBO SA (CR)	10,268.30	-0.15% €	ALPHA SERVICES HOLD (CR)	5,063,290	-0.57% €
ALPHA SERVICES HOLD (CR)	5,733.35	-0.57% €	PIRAEUS FINANCIAL HOLD (CR)	3,934,260	-1.53% €
PIRAEUS FINANCIAL HOLD (CR)	5,314.26	-1.53% €	EUROBANK HOLDINGS (CR)	3,683,686	0.00% -
OPAP (CR)	4,452.19	1.70% #	MARFIN INVESTMENT GROUP (CR)	2,209,818	-3.61% €
NATIONAL BANK (CR)	4,234.36	-3.32% €	NATIONAL BANK (CR)	1,672,200	-3.32% €
MYTILINEOS (CR)	4,219.87	-1.13% €	ATTICA BANK S.A. (CR)	1,357,351	-4.67% €
OTE (CR)	3,829.20	0.16% #	JUMBO SA (CR)	786,292	-0.15% €
EUROBANK HOLDINGS (CR)	3,049.46	0.00% -	INTRACOM HOLDINGS (CR)	591,630	6.61% #
PPC (CR)	2,465.31	-1.90% €	NEWSPHONE HELLAS SA (CR)	367,060	0.00% -
LAMDA DEVELOPMENT SA (CR)	2,201.32	-1.39% €	OPAP (CR)	343,345	1.70% #

Note: Stocks that are not included in the "Under Supervision" category, and the transactions value is more than 10,000 €.

## Derivatives Summary

	Number of Trades	Volume	Open Interest
Index Futures	274	961	5,154
FTSE/Athex Banks	1	1	4
FTSE/Athex Large Cap	273	960	5,150
Stock Futures	2,066	34,874	606,835
ADMIE (IPTO) HOLDING S.A. (CR)	35	458	9,519
ALPHA SERVICES HOLD (CR)	215	8,964	56,505
ATTICA BANK S.A. (CR)	3	14	156
CC HBC AG (CR)	10	31	262
CENERGY HOLDINGS (CB)	37	172	10,729
ELLAKTOR (CR)	44	536	8,981
EUROBANK HOLDINGS (CR)	111	3,035	46,923
EYDAP S.A. (CR)	24	56	915
FOURLIS (CR)	24	83	2,986
GEK TERNA (CR)	129	1,805	9,541
HELLENIC EXCHANGES-A.S.E. (CR)	17	97	1,572
HELLENIC PETROLEUM (CR)	15	33	2,455
INTRACOM HOLDINGS (CR)	237	715	4,972
JUMBO SA (CR)	45	177	2,774
LAMDA DEVELOPMENT SA (CR)	88	334	5,838
MARFIN INVESTMENT GROUP (CR)	209	695	26,246
MOTOR OIL (CR)	39	131	3,274
MYTILINEOS (CR)	95	405	5,916
NATIONAL BANK (CR)	264	4,687	37,057
OPAP (CR)	65	292	1,683
OTE (CR)	43	194	2,885
P.P.A. S.A. (CR)	0	0	382
PIRAEUS FINANCIAL HOLD (CR)	74	10,727	337,379
PPC (CR)	194	1,043	15,642
TERNA ENERGY (CR)	5	11	2,718
TITAN CEMENT (CB)	6	20	1,101
VIOHALCO SA/NV (CB)	38	159	8,424
Index Options	22	278	1,944
FTSE/Athex Large Cap	22	278	1,944
Stock Options	30	164	1,861
ALPHA SERVICES HOLD (CR)	0	0	150
NATIONAL BANK (CR)	0	0	305
OPAP (CR)	0	0	35
OTE (CR)	1	1	31
PIRAEUS FINANCIAL HOLD (CR)	0	0	0
PPC (CR)	29	163	1,340
<b>Total Derivatives Traded</b>	<b>2,392</b>	<b>36,277</b>	<b>615,794</b>











Number of Outstanding Securities	Nominal Value	Dividends [1]			Date of Last Coupon		Note	Shares	Closing price	% change	Previous closing price/date	Open price	Price min	Price max	Last price	Avg price	Last Bid [7]	Last Ask [7]	P/E after tax	Year	Volume	Trades	Transactions Value[8]	Company Mkt Value (thou. €)	Year low	Year high	Sector[4]
766,000	1.00	---	---	---	01/07/2004	11/12/2012	5193 TRIA ALFA SA (CR)	6.7	---	6.7 07/09/2021	---	---	---	---	---	100@5.40	650@6.70	---	2020	---	---	---	5,940.70	4.52	8	55101020	
245,000	1.00	---	---	---	19/07/2010	11/12/2012	5194 TRIA ALFA SA (PR)	3.3	---	3.3 07/09/2021	3.3	3.3	3.3	3.3	3.3	300@2.64	720@3.58	---	2020	75	1	247.50	5,940.70	1.41	3.96	55101020	

## Suspension Status

5,867,311	0.300	---	---	---	11/08/2010	28/04/2017	5243 DIONIC (CR)	0.11	---	0.11 30/06/2020	---	---	---	---	---	---	---	---	---	---	---	---	---	645.40	0.11	0.11	50205010
66,948,210	0.300	---	---	---	22/09/2015	22/09/2015	5179 FOLLI FOLLIE (CR)	4.8	---	4.8 24/05/2018	---	---	---	---	---	---	---	---	---	---	---	---	---	321,351.41	4.8	4.8	40401030
12,417,000	0.310	0.0205	---	---	27/08/2019	28/08/2017	5233 MLS MULTIMEDIA SA (CR)	0.57	---	0.57 12/05/2020	---	---	---	---	---	---	---	---	---	---	---	---	---	7,077.69	0.57	0.57	10101015
33,301,715	0.320	---	---	---	27/06/2003	08/07/2009	5241 AEGEK (CR)	0.035	---	0.035 25/06/2020	---	---	---	---	---	---	---	---	---	---	---	---	---	1,165.56	0.035	0.035	50101010
31,543,600	0.420	---	---	---	19/07/2010	19/12/2018	5205 RETHYMNON MEAT (CR)	1.09	---	1.085 * 30/04/2019	---	---	---	---	---	---	---	---	---	---	---	---	---	34,382.52	1.085	1.09	45102020
77,126,446	0.340	---	---	---	23/05/2005	18/08/2011	5206 G.E. DIMITRIOU (CR)	0.0125	---	0.0125 30/04/2019	---	---	---	---	---	---	---	---	---	---	---	---	---	964.08	0.0125	0.0125	40202020
7,085,888	1.59	---	---	---	02/07/1996	06/09/2010	5216 ELVIEK (CR)	2.6	---	2.6 30/09/2019	---	---	---	---	---	---	---	---	---	---	---	---	---	18,423.31	2.6	2.6	35101010
25,179,640	0.600	---	---	---	08/08/1994	19/09/2000	5191 J.BOUTARIS & SON (CR)	0.026	---	0.026 01/10/2018	---	---	---	---	---	---	---	---	---	---	---	---	---	742.45	0.026	0.026	45101015
1,540,000	0.600	---	---	---	08/08/1994	19/09/2000	5192 J.BOUTARIS & SON (PR)	0.057	---	0.057 01/10/2018	---	---	---	---	---	---	---	---	---	---	---	---	---	742.45	0.057	0.057	45101015

## Shares' Notes

Code	Note text
( )	- Adjusted dividends.
*	- Last adjusted closing price.
[1]	- Net dividends.
[2]	- The "Date of Last Coupon" for New listings refers to the date company's stocks started to trade in Athex
[3]	- The Company Market Value is referred to the number of outstanding shares
[4]	- Sectors codification can be found in Appendix A
[5]	- The Market Value refers to the total number of shares listed (including their several classes) in the exchange by the company.
[6]	- P/E greater than 100
[7]	- Last view of the Order Book before the end of the trading session
[8]	- All Blocks Methods' Transactions Value are included.
4750	- Transfer to the Under Surveillance Category from 8/4/2011.
4887	- Transfer to the Surveillance Category as of 10/4/2012.
4912	- Transfer to the Surveillance Category as of 31/7/2012.
4955	- Transfer to the Surveillance Category as from 5/4/2013.
4957	- Transfer to the Surveillance Category as from 5/4/2013.
4958	- Transfer to the Surveillance Category as from 5/4/2013.
4959	- Transfer to the Surveillance Category as from 5/4/2013.
5093	- Transfer to the Surveillance Category as of 8/4/2015.
5112	- Transfer to the Surveillance Category as of 15/04/2016.
5115	- Transfer to the Surveillance Category as of 15/04/2016.
5141	- Transfer to the Surveillance Category as of 10/05/2017.
5160	- Transfer to the Surveillance Category as of 15/04/2016.
5162	- Transfer to the Under Supervision Category as of 21/12/2009.
5165	- Transfer to the Surveillance Category as of 15/02/2018.
5178	- Transfer to the Surveillance Category as of 11/05/2018.
5179	- Suspension of trading as of 25/05/2018.
5191	- Suspension of trading as of 02/10/2018.
5192	- Suspension of trading as of 02/10/2018.
5193	- Transfer to the Surveillance Category as of 25/10/2018.
5194	- Transfer to the Surveillance Category as of 25/10/2018.
5197	- Transfer to the Surveillance Category as of 07/11/2018.
5205	- Suspension of trading as of 02/05/2019.
5206	- Suspension of trading as of 02/05/2019.
5216	- Suspension of trading as of 01/10/2019.
5232	- Transfer to the Under Surveillance Category from 08/04/2011.
5233	- Suspension of trading as of 13/05/2020.
5241	- Suspension of trading as of 26/06/2020.
5243	- Suspension of trading as of 01/07/2020.
5245	- Transfer to the Surveillance Category as of 09/07/2020.
5246	- Transfer to the Surveillance Category as of 09/07/2020.
5248	- Transfer to the Surveillance Category as of 06/09/20116.
5253	- Transfer to the Surveillance Category as of 14/5/2021.

Securities Blocks Details

Securities	Block Volume	Price	Block Trade Value	Time of approval	Note
JUMBO SA (CR)	225,000	13.10	2,947,500.00	10:59:47	20
JUMBO SA (CR)	100,000	13.10	1,310,000.00	11:00:35	20
JUMBO SA (CR)	25,000	13.07	326,750.00	11:38:23	20
PIRAEUS FINANCIAL HOLD (CR)	400,000	1.36	544,400.00	14:51:00	20
MYTILINEOS (CR)	37,088	15.79	585,619.52	15:03:10	20
JUMBO SA (CR)	100,000	13.00	1,300,000.00	15:55:12	20
TPA SA (CR)	481	27.35	13,155.35	16:25:30	18
PIRAEUS FINANCIAL HOLD (CR)	600,000	1.35	807,000.00	16:50:57	20

Blocks Notes

- 9 - Method 6-1 / Special Fees
- 10 - Method 6-1 / Special Fees, SDS
- 14 - Method 6-3 / Settlement, Incomplete Buy and Sell
- 18 - Method 6-2 / SPOT 1
- 19 - Method 6-2 / SPOT 2
- 20 - Method 6-1 and Method 6-1 Same Day Settlement
- 21 - Other Pre-agreed

**Shares Rights Details**

Occured date	Exercise from	Exercise until	Trading until	Rights	Price min	Price max	Closing price	Last Bid	Last Ask	Volume	Trades	Transactions Value
--------------	---------------	----------------	---------------	--------	-----------	-----------	---------------	----------	----------	--------	--------	--------------------

No Rights Transactions.



---

Forced Sales Details

---

Securities	Category of Security	Transactions Volume	Number of Trades	Transactions Value	Note
------------	----------------------	------------------------	---------------------	-----------------------	------

---

No Forced Transactions.

---

---

Forced Sales Notes

---

- 1 - Compulsory Public Forced Sales
- 2 - Forced Sales of Fixed Registered Shares
- 3 - Forced Sales of Remaining Fractional Shares

## Exchange Traded Funds (ETFs) Characteristics

	Transactions Date (T)	Creation / Redemption	Units (T-1)	New Units (T-1)	Redemption Units (T-1)	Units (T) [1]	Fund Assets [2]	Net Unit Price	Dividend per Unit	Dividend Date
ALPHA ETF FTSE Athex Large Cap	08/09/2021	5,000	882,175	---	---	882,175	19,332,500.00	21.9146	0.71	01/07/2021

## ETFs Notes

[1] - Units (T) = Units (T-1) + New Units (T-1) - Redemption Units (T-1)

[2] - The Creation / Redemption Units of T-1 are included.

## Non Convertible Corporate Bonds - Regulated Market

Num Listed Bonds	Nominal price	Issue price	Today's Rate	Exp. Date	Duration (years)	Note	Coupon		Trading Unit	Corporate Bonds	Accrued Int.	Yield.T.Mat	Price min	Price max	Closing price	Previous closing price/date	Volume	Transactions Value	Last order		ear min	Year max		
							Common	Preferred											Price	Buy / Sell			Date	
20,148	1,000.00	1,000.00	4.95	26/06/2023	5	---	7	---	1	B&F COMM. & GARM. INDUS. S.A. (Non Convertible)	10.1750	5.5660	---	---	---	97.5000	02/09/2021	---	---	97.5004	B	38/09/2021	92.1501	100.5000
90,000	1,000.00	1,000.00	3.00	11/05/2023	5	---	7	---	1	CORAL A.E. (Non Convertible)	10.1667	1.9490	101.4000	101.4000	101.4000	101.6000	07/09/2021	25,000	25,604.17	101.7500	B	38/09/2021	101.0000	103.7500
120,000	1,000.00	1,000.00	3.95	04/04/2025	7	---	7	---	1	GEK TERNA S.A. (Non Convertible)	17.2264	2.3530	104.2500	104.2500	104.2500	104.4000	06/09/2021	45,000	47,687.69	104.2500	B	38/09/2021	103.3350	105.8000
300,000	1,000.00	1,000.00	2.30	20/07/2028	7	---	1	---	1	PRODEA REIC S.A. (Non Convertible)	3.3222	2.4700	98.8000	99.0010	98.9430	99.1000	07/09/2021	2,454,000	2,437,466.79	98.9000	B	38/09/2021	97.0010	99.9400
100,000	1,000.00	1,000.00	2.70	25/05/2026	5	---	1	---	1	COSTAMARE PARTICIPATIONS PLC (Non Convertible)	8.1000	2.3760	101.1502	101.4554	101.3081	101.1720	07/09/2021	22,000	22,465.98	101.0000	B	38/09/2021	100.8000	102.5678
200,000	1,000.00	1,000.00	1.90	23/03/2028	7	---	1	---	1	MOTOR OIL CORINTH REFINERIES SA (Non Convertible)	9.0250	1.9400	99.6499	99.7000	99.6647	99.6500	07/09/2021	89,000	89,504.79	99.5004	B	38/09/2021	98.3121	100.9899
175,000	1,000.00	1,000.00	3.40	26/07/2024	5	---	5	---	1	ATTICA HOLDINGS S.A. (Non Convertible)	4.3444	4.4290	96.5000	96.5020	96.5001	96.6140	07/09/2021	118,000	114,382.71	96.5200	B	38/09/2021	90.0310	99.5000
39,892,816	1.00	1.00	5.00	04/10/2021	5	---	20	---	1	HOUSEMARKET S.A. (Non Convertible)	0.0093	1.2280	---	---	---	100.2500	03/09/2021	---	---	99.0000	B	38/09/2021	100.2500	102.9900
150,000	1,000.00	1,000.00	2.60	22/10/2026	7	---	4	---	1	TERNA ENERGY FINANCE S.A. (Non Convertible)	10.1833	2.3790	100.3000	100.5000	100.4783	100.3000	07/09/2021	46,000	46,688.43	100.3000	B	38/09/2021	99.4000	103.0000
200,000	1,000.00	1,000.00	3.60	12/03/2026	7	---	5	---	1	AEGEAN AIRLINES S.A. (Non Convertible)	18.2000	3.4520	99.0000	99.4999	99.3411	99.1310	07/09/2021	92,000	93,068.18	99.2000	B	38/09/2021	93.1501	102.0000
200,000	1,000.00	1,000.00	2.10	27/10/2027	7	---	2	---	1	O.P.A.P. S.A. (Non Convertible)	7.9333	1.7300	101.6000	101.9000	101.9000	101.4610	07/09/2021	121,000	123,922.43	100.0000	B	38/09/2021	99.3000	102.8500
320,000	1,000.00	1,000.00	3.40	21/07/2027	7	---	3	---	1	LAMDA DEVELOPMENT S.A. (Non Convertible)	4.8167	2.9200	101.8000	102.3000	101.8569	101.8910	07/09/2021	102,000	104,385.30	101.8100	B	38/09/2021	97.8458	103.3500
500,000	1,000.00	1,000.00	2.75	03/07/2027	7	---	3	---	1	GEK TERNA S.A. (Non Convertible)	5.1181	2.8750	98.8500	98.8990	98.8886	98.9000	07/09/2021	260,000	258,441.14	98.8000	B	38/09/2021	97.8574	99.8900

## Corporate Bonds Notes

Transactions Volume = (Pieces) \* (Nominal Price). Transactions Value = (Pieces) \* (Nominal Price) \* (price %) + (Accrued interest).

The price of a Bond is stated as a percentage (%) of Bond's Nominal Price.

Nominal Price in Euros (€), except if it is noted differently.

## Government Bonds

Number Listed Bonds	Nominal price	Today's Rate	Accrued Interest Calc	Exp. Date [1]	Duration (years)	Note	Coupons Date	Curr. coupon value	Trading Unit	Government Bonds	Price min	Price max	Closing price	Previous closing price/date	Volume	Transactions Value	Price	Last order Buy / Sell	Date
3,000,000	1,000.00	4.38	Actual/Actual	01/08/2022	5	---	01/08	4.38	1	GGB-FXD-010822-05Y-4.375-1.000	---	---	---	---	---	---	1.0000	B	28/11/2018
4,500,000	1,000.00	1.88	Actual/Actual	04/02/2035	15	---	04/02	1.88	1	GGB-FXD-040235-15Y-1.875-1.000	---	---	---	---	---	---	---	---	---
2,500,000	1,000.00	3.45	Actual/Actual	02/04/2024	5	---	02/04	3.45	1	GGB-FXD-020424-05Y-3.450-1.000	---	---	---	---	---	---	---	---	---
6,000,000	1,000.00	0.75	Actual/Actual	18/06/2031	10	---	18/06	0.75	1	GGB-FXD-180631-10Y-0.750-1.000	---	---	---	---	---	---	---	---	---
4,355,990,324	1.00	3.50	Actual/Actual	30/01/2023	5	---	01/02 - 31/01	3.50	1	GGB-FXD-300123-05Y-3.500-1.00	---	---	---	94.5720 13/07/2018	---	---	1.0000	B	28/11/2018
5,962,747,327	1.00	3.75	Actual/Actual	30/01/2028	10	---	/02 - 01/02 - 31/	3.75	1	GGB-FXD-300128-10Y-3.750-1.00	---	---	---	85.4610 13/07/2018	---	---	1.0000	B	28/11/2018
6,091,218,404	1.00	3.90	Actual/Actual	30/01/2033	15	---	/02 - 01/02 - 31/	3.90	1	GGB-FXD-300133-15Y-3.900-1.00	---	---	---	78.6730 13/07/2018	---	---	1.0000	B	28/11/2018
4,805,399,486	1.00	4.00	Actual/Actual	30/01/2037	19	---	/02 - 01/02 - 31/	4.00	1	GGB-FXD-300137-19Y-4.000-1.00	---	---	---	77.0370 13/07/2018	---	---	1.0000	B	28/11/2018
4,603,713,186	1.00	4.20	Actual/Actual	30/01/2042	24	---	/02 - 01/02 - 31/	4.20	1	GGB-FXD-300142-24Y-4.200-1.00	---	---	---	77.7640 13/07/2018	---	---	1.0000	B	28/11/2018
550,418,123	1.00	4.30	Actual/Actual	24/02/2023	11	---	24/02	4.30	1	GGB-FXD-240223-11Y-2.000-1.00	---	---	---	10.0000 22/06/2015	---	---	10.0000	B	11/07/2019
445,007,576	1.00	4.30	Actual/Actual	24/02/2024	12	---	24/02	4.30	1	GGB-FXD-240224-12Y-2.000-1.00	---	---	---	10.0000 22/06/2015	---	---	---	---	---
423,674,226	1.00	4.30	Actual/Actual	24/02/2025	13	---	24/02	4.30	1	GGB-FXD-240225-13Y-2.000-1.00	---	---	---	10.0000 22/06/2015	---	---	---	---	---
212,292,153	1.00	4.30	Actual/Actual	24/02/2026	14	---	24/02	4.30	1	GGB-FXD-240226-14Y-2.000-1.00	---	---	---	10.0000 22/06/2015	---	---	---	---	---
160,621,352	1.00	4.30	Actual/Actual	24/02/2027	15	---	24/02	4.30	1	GGB-FXD-240227-15Y-2.000-1.00	---	---	---	10.0000 22/06/2015	---	---	---	---	---
183,244,055	1.00	4.30	Actual/Actual	24/02/2028	16	---	24/02	4.30	1	GGB-FXD-240228-16Y-2.000-1.00	---	---	---	10.0000 22/06/2015	---	---	---	---	---
164,802,894	1.00	4.30	Actual/Actual	24/02/2029	17	---	24/02	4.30	1	GGB-FXD-240229-17Y-2.000-1.00	---	---	---	10.0000 22/06/2015	---	---	---	---	---
165,460,943	1.00	4.30	Actual/Actual	24/02/2030	18	---	24/02	4.30	1	GGB-FXD-240230-18Y-2.000-1.00	---	---	---	10.0000 22/06/2015	---	---	---	---	---
129,007,241	1.00	4.30	Actual/Actual	24/02/2031	19	---	24/02	4.30	1	GGB-FXD-240231-19Y-2.000-1.00	---	---	---	10.0000 22/06/2015	---	---	---	---	---
126,192,683	1.00	4.30	Actual/Actual	24/02/2032	20	---	24/02	4.30	1	GGB-FXD-240232-20Y-2.000-1.00	---	---	---	10.0000 22/06/2015	---	---	---	---	---
146,905,168	1.00	4.30	Actual/Actual	24/02/2033	21	---	24/02	4.30	1	GGB-FXD-240233-21Y-2.000-1.00	---	---	---	10.0000 22/06/2015	---	---	---	---	---
154,475,606	1.00	4.30	Actual/Actual	24/02/2034	22	---	24/02	4.30	1	GGB-FXD-240234-22Y-2.000-1.00	---	---	---	10.0000 22/06/2015	---	---	---	---	---
144,429,441	1.00	4.30	Actual/Actual	24/02/2035	23	---	24/02	4.30	1	GGB-FXD-240235-23Y-2.000-1.00	---	---	---	10.0000 22/06/2015	---	---	---	---	---
166,211,676	1.00	4.30	Actual/Actual	24/02/2036	24	---	24/02	4.30	1	GGB-FXD-240236-24Y-2.000-1.00	---	---	---	10.0000 22/06/2015	---	---	---	---	---
145,461,669	1.00	4.30	Actual/Actual	24/02/2037	25	---	24/02	4.30	1	GGB-FXD-240237-25Y-2.000-1.00	---	---	---	10.0000 22/06/2015	---	---	---	---	---
146,941,087	1.00	4.30	Actual/Actual	24/02/2038	26	---	24/02	4.30	1	GGB-FXD-240238-26Y-2.000-1.00	---	---	---	10.0000 22/06/2015	---	---	---	---	---
135,115,612	1.00	4.30	Actual/Actual	24/02/2039	27	---	24/02	4.30	1	GGB-FXD-240239-27Y-2.000-1.00	---	---	---	10.0000 22/06/2015	---	---	---	---	---
141,909,637	1.00	4.30	Actual/Actual	24/02/2040	28	---	24/02	4.30	1	GGB-FXD-240240-28Y-2.000-1.00	---	---	---	10.0000 22/06/2015	---	---	---	---	---
136,788,720	1.00	4.30	Actual/Actual	24/02/2041	29	---	24/02	4.30	1	GGB-FXD-240241-29Y-2.000-1.00	---	---	---	10.0000 22/06/2015	---	---	---	---	---
163,643,410	1.00	4.30	Actual/Actual	24/02/2042	30	---	24/02	4.30	1	GGB-FXD-240242-30Y-2.000-1.00	---	---	---	10.0000 22/06/2015	---	---	---	---	---
4,000,000	1,000.00	3.88	Actual/Actual	12/03/2029	10	---	12/03	3.88	1	GGB-FXD-120329-10Y-3.875-1.000	---	---	---	---	---	---	100.0000	B	15/10/2019
3,000,000	1,000.00	0.00	Actual/Actual	12/02/2026	5	---	12/02	0.00	1	GGB-FXD-120226-05Y-0.000-1.000	---	---	---	---	---	---	---	---	---
503,753	1,000.00	0.32	FLR Actual/360	16/09/2021	2	---	16/03 - 16/09	---	1	GGB-FLT-160921-02Y-0.319-1.000	---	---	---	---	---	---	---	---	---
3,000,000	1,000.00	3.38	Actual/Actual	15/02/2025	7	---	15/02	3.38	1	GGB-FXD-150225-07Y-3.375-1.000	---	---	---	---	---	---	---	---	---
250,250	1,000.00	2.90	Actual/Actual	20/03/2023	4	---	20/03	2.90	1	GGB-FXD-200323-04Y-2.900-1.000	---	---	---	---	---	---	---	---	---

## Government Bonds Notes

Transactions Volume = (Pieces) \* (Nominal Price). Transactions Value = (Pieces) \* (Nominal Price) \* (price %) + (Accrued interest).

The Value of current coupon for the issues with NV 0.01 euro refers to NV 100 euros

FLR: Floating Interest Rate.

[1] - The Expiration Date of the interest bearing period and the Date for coupon payment.

## Government Bonds

Number Listed Bonds	Nominal price	Today's Rate	Accrued Interest Calc	Exp. Date [1]	Duration (years)	Note	Coupons Date	Curr. coupon value	Trading Unit	Government Bonds	Price min	Price max	Closing price	Previous closing price/date	Volume	Transactions Value	Price	Last order Buy / Sell	Date
964,000	1,000.00	3.25	Actual/Actual	20/03/2025	6	---	20/03	3.25	1	GGB-FXD-200325-06Y-3.250-1.000	---	---	---	---	---	---	---	---	---
2,100,000	1,000.00	3.55	Actual/Actual	20/03/2026	7	---	20/03	3.55	1	GGB-FXD-200326-07Y-3.550-1.000	---	---	---	---	---	---	---	---	---
5,500,000	1,000.00	1.50	Actual/Actual	18/06/2030	10	---	18/06	1.50	1	GGB-FXD-180630-10Y-1.500-1.000	---	---	---	---	---	---	---	---	---
5,364,250	1,000.00	3.25	Actual/Actual	20/03/2050	30	---	20/03	3.25	1	GGB-FXD-200350-30Y-3.250-1.000	---	---	---	---	---	---	---	---	---
2,000,000	1,000.00	2.00	Actual/Actual	22/04/2027	7	---	22/04	2.00	1	GGB-FXD-220427-07Y-2.000-1.000	---	---	---	---	---	---	99.9000	B	22/04/2020
2,500,000	1,000.00	1.88	Actual/Actual	23/07/2026	7	---	23/07	1.88	1	GGB-FXD-230726-07Y-1.875-1.000	---	---	---	---	---	---	---	---	---
2,500,000	1,000.00	1.88	Actual/Actual	24/01/2052	30	---	24/01	1.88	1	GGB-FXD-240152-30Y-1.875-1.000	---	---	---	---	---	---	---	---	---

## Government Bonds Notes

Transactions Volume = (Pieces) \* (Nominal Price). Transactions Value = (Pieces) \* (Nominal Price) \* (price %) + (Accrued interest).

The Value of current coupon for the issues with NV 0.01 euro refers to NV 100 euros

FLR: Floating Interest Rate.

[1] - The Expiration Date of the interest bearing period and the Date for coupon payment.

## Treasury Bills &amp; Zero Coupon Government Bonds

Issue Date	13-Week Maturity									26-Week Maturity									52-Week Maturity								
	Exp. Date	Initial Rate	Num Listed Bonds	Nominal price	Issue price	Last Trade Price	Last Trade Date	Volume Traded	Note	Exp. Date	Initial Rate	Num Listed Bonds	Nominal price	Issue price	Last Trade Price	Last Trade Date	Volume Traded	Note	Exp. Date	Initial Rate	Num Listed Bonds	Nominal price	Issue price	Last Trade Price	Last Trade Date	Volume Traded	Note
11/09/2020	---	---	---	---	---	---	---	---	---	---	---	---	---	---	---	---	---	---	10/09/2021	0.00	1,000,000	1,000.00	1,000.00	---	---	---	---
11/12/2020	---	---	---	---	---	---	---	---	---	---	---	---	---	---	---	---	---	---	10/12/2021	-0.26	1,000,000	1,000.00	1,002.60	---	---	---	---
12/03/2021	---	---	---	---	---	---	---	---	---	---	---	---	---	---	---	---	---	---	11/03/2022	-0.22	1,000,000	1,000.00	1,002.24	---	---	---	---
11/06/2021	---	---	---	---	---	---	---	---	---	---	---	---	---	---	---	---	---	---	10/06/2022	-0.31	1,600,000	1,000.00	1,003.10	---	---	---	---

Bonds in Circulation	Currency / Min nominal traded Value	Coupons Payment Date	Current Coupon Value	Note	Coupon	Trading Unit	Issue Date	Duration (years)	Today's Interest	A.I.C in days	Bonds	Last price of previous days		Last Outcry in Cash (euro)		Trades in Pieces	Life min	Life Max	
												Price	05/02/1996	Buy / Sell	Date				
<b>Corporate Bonds in Foreign Currency and Euro</b>																			
103,746	GBP / 10	01/12	0.25	---	62	1	01/12/1930	98	2.5	360	National Mortgage Bank	2.27	05/02/1996	2.27	S	05/02/1996	---	2.27	2.27
0	GBP / 10	01/12	0.25	---	64	1	01/12/1928	100	2.5	360	National Mortgage Bank	---	---	---	---	---	---	---	---

## Government Bonds Notes

A.I.C: Accrued Interest Calculation base.

FLR: Floating Interest Rate.

The minimum tradeable Nominal Value for all Demeterialised Government Titles is 100 Euros.

(μτφρ-0)

## Athex &amp; ATHEXClear Members List

Member Name				Stock Market			Derivatives Market		ATHEXClear Member	
	Address	Phone	Fax	Market Member	Remote Member	Market Maker	Proprietary	Market Maker	General Clearing	Direct Clearing
A. SARRIS SECURITIES S.A.				a						
6, ΔΡΑΓΑΤΣΑΝΙΟΥ 6 ΑΘΗΝΑ	2103367700									
AEONIC SECURITIES C.I.F. P.L.C.				a	a					
, ΛΑΪΟΥ 6, ΓΡ. 301B, ANNA COURT	35725337600									
ALPHA BANK S.A.									a	
, ΣΤΑΔΙΟΥ 40 ΑΘΗΝΑ	2103260000									
ALPHA FINANCE INVESTMENT SERVICES SINGLE MEMBER SA				a		a	a	a		a
5, ΜΕΡΛΙΝ 5 ΑΘΗΝΑ	2103677400									
ARGUS STOCKBROKERS LTD				a	a		a			
25, 25 ΛΕΩΦΟΡΟΣ ΔΗΜΟΣΘΕΝΗ ΣΕΒΕΡΗ	0035722717000									
ATLANTIC SECURITIES LTD				a	a					
37, ΠΡΟΔΡΟΜΟΥ 37	0035722445400									
AXON SECURITIES S.A.				a			a			
48, ΣΤΑΔΙΟΥ 48 ΑΘΗΝΑ	2103363800									
BETA SECURITIES S.A.				a		a	a			a
29, Α.ΑΛΕΞΑΝΔΡΑΣ 29 ΑΘΗΝΑ	2106478930								a	
BNP PARIBAS SECURITIES SERVICES									a	
2, ΛΑΜΨΑΚΟΥ 2 ΑΘΗΝΑ	2107468500									
BOFA SECURITIES EUROPE SA				a	a					
, 112 AVENUE KL'BER 75116	+33 153655555									
CAPITAL SECURITIES S.A.				a			a			
58, ΜΗΤΡΟΠΟΛΕΩΣ 58 ΑΘΗΝΑ	2103369700									
CFS SECURITIES INVESTMENT SERVICES S.A.				a						
3, ΠΑΠΑΡΡΗΓΟΠΟΥΛΟΥ 3 ΑΘΗΝΑ	2103360800									
CITIGROUP GLOBAL MARKETS EUROPE AG				a	a					
16, REUTERWEG 16 FRANKFURT	+49 691366-0									
CITIGROUP GLOBAL MARKETS LIMITED				a						
1, 33 CANADA SQUARE - CANARY WHARF	+44 02079864000									
CREDIT SUISSE BANK (EUROPE), S.A.				a	a					
, CALLE AYALA 42, 3A PLANTA-B MADRID	+34917916000									
CREDIT SUISSE SECURITIES (EUROPE) LIMITED				a						
1, ONE CABOT SQUARE LONDON	+44 2078888888									
CYCLOS SECURITIES S.A.				a			a			
39, ΠΑΝΕΠΙΣΤΗΜΙΟΥ 39 ΑΘΗΝΑ	2103364300									
DEUTSCHE BANK S.A.					a					
1, GREAT WINCHESTER STREET LONDON	+44 20 754 54209	00441133361437								
DYNAMIC SECURITIES S.A.				a			a			a
, ΤΡΑΛΛΕΩΝ 2 & Α.ΣΥΓΓΡΟΥ 223 ΝΕΑ ΣΜΥΡΝΗ	2103677700									
EUROBANK EQUITIES INVESTMENT FIRM S.A				a		a	a	a		a
, ΦΙΛΕΛΛΗΝΩΝ 10 & ΞΕΝΟΦΩΝΤΟΣ 13 ΑΘΗΝΑ	2103720425									
EUROBANK S.A.									a	
, ΟΘΩΝΟΣ 8 ΑΘΗΝΑ	2103337000									
EUROCORP INVESTMENT SERVICES S.A.				a			a			a
14, ΠΛ.ΦΙΛΙΚΗΣ ΕΤΑΙΡΕΙΑΣ 14 ΑΘΗΝΑ	2107263600									
EUROTRUST INVESTMENT FIRM SA				a						
113, ΣΕΒΑΣΤΟΥΠΟΛΕΩΣ 113 ΑΘΗΝΑ	2103363100									
EUROXX SECURITIES S.A.				a		a	a	a		a
7, ΠΑΛΑΙΟΛΟΓΟΥ ΧΑΛΑΝΔΡΙ	(210)-6879400	(210)-6879401								
7, ΠΑΛΕΟΛΟΓΟΥ ΧΑΛΑΝΔΡΙ	+30 2106879400	210-6879401								
G. A. PERVANAS SECURITIES- INVESTMENT SERVICES S.A.				a						
7-9, ΣΟΦΟΚΛΕΟΥΣ 7-9 ΑΘΗΝΑ	2103727200									
GLOBAL CAPITAL SECURITIES & FINANCIAL SERVICES LTD				a	a					
50, ΛΑΡΧΙΕΠΙΣΚΟΠΟΥ ΜΑΚΑΡΙΟΥ Γ50	0035722710710									
HELLENIC AMERICAN SECURITIES S.A.				a		a	a			a
27, ΑΝΔΡΕΑ ΠΑΠΑΝΔΡΕΟΥ 27 ΜΑΡΟΥΣΙ	2103311100									
HELLENIC BANK (INVESTMENTS) LTD					a					
, ΑVE.KYΡΙΑΚΟΥ MATSI 31 - PO BOX 24747 NICOSIA	+357 22500100	357 22500110								
HSBC CONTINENTAL EUROPE									a	
109-111, Α.ΜΕΣΟΓΕΙΩΝ 109-111	2106960000									
INDEX SECURITIES S.A.				a						
6, ΔΡΑΓΑΤΣΑΝΙΟΥ 6 ΑΘΗΝΑ	2103213920									
J. CHR. MAVRIKIS SECURITIES S.A.				a						
5, ΣΟΦΟΚΛΕΟΥΣ 5 ΑΘΗΝΑ	2103216730									



## Athex &amp; ATHEXClear Members List

Member Name				Stock Market			Derivatives Market		ATHEXClear Member	
	Address	Phone	Fax	Market Member	Remote Member	Market Maker	Proprietary	Market Maker	General Clearing	Direct Clearing
KAPPA SECURITIES S.A.				a			a			
15, ΒΑΛΛΑΡΙΤΟΥ 15 ΑΘΗΝΑ	2103678600									
KARAMANOF SECURITIES & INVESTMENT SERVICES S.A.				a						
2, ΠΛ.ΑΓ.ΘΕΟΔΩΡΩΝ 2 ΑΘΗΝΑ	2103212947									
LAIKI FINANCIAL SERVICES LTD					a					
26, AVE. VYRONOS NICOSIA	357 22367367	357 22718567								
LEON DEPOLAS SECURITIES S.A.				a		a	a			
1, ΧΡΗΣΤΟΥ ΛΑΔΑ 1 ΑΘΗΝΑ	2103213276 -28									
MEGA EQUITY SECURITIES & FINANCIAL SERVICES PUBLIC LTD				a	a		a			
42-44, ΛΕΩΦ.ΓΡΙΒΑ ΔΙΓΓΕΝΗ 42-44	0035722711711									
MERIT SECURITIES S.A				a		a	a			a
5, ΣΟΦΟΚΛΕΟΥΣ 5 ΑΘΗΝΑ	2103671880									
MERRILL LYNCH INTERNATIONAL				a						
2, 2 KING EDWARD STREET LONDON	+44 20276281000									
N. CHRYSOCHOIDIS SECURITIES S.A.				a			a			a
7-9, ΣΟΦΟΚΛΕΟΥΣ 7-9 ΑΘΗΝΑ	2103213913									
NATIONAL BANK OF GREECE S.A.				a			a		a	
86, ΑΙΟΛΟΥ STR. ΑΘΗΝΑ	(210)-3341000	(210)-3228187								
68, ΑΚΑΔΙΜΙΑΣ STR. ΑΘΗΝΑ	(210)-3328817	(210)-3328678								
NATIONAL SECURITIES S.A.				a		a	a	a		
66, ΛΕΩΦ. ΑΘΗΝΩΝ 128-132 ΑΘΗΝΑ	2103328784									
NUNTIUS BROKERAGE AND INVESTMENT SERVICES S.A				a						
6, ΔΡΑΓΑΤΣΑΝΙΟΥ 6 ΑΘΗΝΑ	2103350599									
ONE PLUS CAPITAL LIMITED				a	a					
, 75 PRODROMOU AVENUE NICOSIA 1307	35722873760									
OPTIMA BANK S.A.				a		a	a	a	a	
32, ΑΙΓΙΑΛΕΙΑΣ 32 & ΠΑΡΑΔΕΙΣΟΥ ΜΑΡΟΥΣΙ	2108173111									
PANTELAKIS SECURITIES S.A.				a		a	a	a		
57, ΕΘΝΙΚΗΣ ΑΝΤΙΣΤΑΣΕΩΣ 57, ΚΤΙΡΙΟ Β CHALANDRI	2106965000									
PEGASUS SECURITIES S.A				a			a			
17, ΒΑΛΛΑΡΙΤΟΥ 17 & ΑΜΕΡΙΚΗΣ ΑΘΗΝΑ	2103670700									
PIRAEUS BANK S.A.				a			a		a	
, ΑΜΕΡΙΚΗΣ 4 ΑΘΗΝΑ	2103335000									
PIRAEUS SECURITIES S. A.				a		a	a	a		a
10, ΣΤΑΔΙΟΥ 10 ΑΘΗΝΑ	2103354100									
PROCHOICE SECURITIES LTD				a	a					
57, ΛΕΩΦ.ΣΠΥΡΟΥ ΚΥΠΡΙΑΝΟΥ 57, ΑΚΙΝΗΤΑ Φ	035724661192									
SHARELINK SECURITIES & FINANCIAL SERVICES LTD				a			a			
6, HOUSE-ΘΕΟΤΟΚΗ 6 ΜΕΓΑΡΟ ΕΛΜΗΝΑ	+357 22554200									
SOCIETE GENERALE S.A.				a	a		a			
, 17 COURS VALMY, CEDEX	+157290504									
SOLIDUS SECURITIES S.A				a			a			a
64, ΛΟΥΙΖΗΣ ΠΙΑΝΚΟΥΡ 64 ΑΘΗΝΑ	2106900600									
ST. EM. LAVRENTAKIS SECURITIES S.A.				a			a			
7-9, ΣΟΦΟΚΛΕΟΥΣ 7-9 ΑΘΗΝΑ	2103213336									
THE CYPRUS INVESTMENT & SECURITIES CORPORATION LTD				a	a					
154, ΛΕΩΦ. ΚΥΡΗΝΕΙΑΣ	0035722121700									
UBS EUROPE SE				a	a					
, OPERNTURM, BOCKENHEIMER LANDSTRASSE 2-4	496921790									
UBS LIMITED					a					
1, FINSBURY AVENUE LONDON	+44 2075687135									

List of Stocks under Market Making operations

Securities	Market Maker	Start Market Making	Stock Category	Suspension Status
MLS MULTIMEDIA SA (CR)	PIRAEUS SECURITIES S. A.	01/08/2019		
ALPHA ETF FTSE Athex Large Cap	ALPHA FINANCE INVESTMENT SERVICES SINGLE MEMBER SA	02/01/1900	Exchange Traded Funds (ETFs)	
	NATIONAL SECURITIES S.A.	02/01/1900		
ADMIE (IPTO) HOLDING S.A. (CR)	EUROBANK EQUITIES INVESTMENT FIRM S.A	24/05/2021	Main Market	
	HELLENIC AMERICAN SECURITIES S.A.	09/03/2020		
	PIRAEUS SECURITIES S. A.	29/06/2017		
AEGEAN AIRLINES (CR)	EUROBANK EQUITIES INVESTMENT FIRM S.A	22/09/2020	Main Market	
ALPHA SERVICES HOLD (CR)	ALPHA FINANCE INVESTMENT SERVICES SINGLE MEMBER SA	29/02/2016	Main Market	
	EUROBANK EQUITIES INVESTMENT FIRM S.A	22/10/2006		
	HELLENIC AMERICAN SECURITIES S.A.	25/07/2014		
	LEON DEPOLAS SECURITIES S.A.	04/01/2016		
	MERIT SECURITIES S.A	03/09/2012		
	NATIONAL SECURITIES S.A.	02/01/1900		
	PIRAEUS SECURITIES S. A.	28/05/2009		
ANDROMEDA SA (CR)	BETA SECURITIES S.A.	15/02/2021	Main Market	
AS COMPANY SA (CR)	EUROBANK EQUITIES INVESTMENT FIRM S.A	01/04/2019	Main Market	
ATTICA BANK S.A. (CR)	EUROBANK EQUITIES INVESTMENT FIRM S.A	11/11/2019	Main Market	
	EUROXX SECURITIES S.A.	22/01/2016		
	PIRAEUS SECURITIES S. A.	20/09/2017		
AUTOHELLAS SA (CR)	ALPHA FINANCE INVESTMENT SERVICES SINGLE MEMBER SA	01/07/2019	Main Market	
	EUROXX SECURITIES S.A.	02/07/2018		
AVAX S.A. (CR)	EUROBANK EQUITIES INVESTMENT FIRM S.A	14/12/2015	Main Market	
	PIRAEUS SECURITIES S. A.	01/02/2021		
AVE (CR)	EUROXX SECURITIES S.A.	05/06/2020	Main Market	
BRIQ PROPERTIES (CR)	EUROBANK EQUITIES INVESTMENT FIRM S.A	09/09/2019	Main Market	
	LEON DEPOLAS SECURITIES S.A.	22/02/2021		
BYTE COMPUTER SA (CR)	MERIT SECURITIES S.A	04/08/2008	Main Market	
CC HBC AG (CR)	BETA SECURITIES S.A.	08/03/2021	Main Market	
	NATIONAL SECURITIES S.A.	02/01/1900		
	PIRAEUS SECURITIES S. A.	04/05/2015		
CENERGY HOLDINGS (CB)	ALPHA FINANCE INVESTMENT SERVICES SINGLE MEMBER SA	02/01/2016	Main Market	
	EUROBANK EQUITIES INVESTMENT FIRM S.A	02/01/2016		
CNL CAPITAL (CR)	MERIT SECURITIES S.A	01/10/2018	Main Market	
EKTER SA (CR)	EUROBANK EQUITIES INVESTMENT FIRM S.A	16/10/2017	Main Market	
	LEON DEPOLAS SECURITIES S.A.	21/05/2018		
ELASTRON (CR)	LEON DEPOLAS SECURITIES S.A.	20/02/2017	Main Market	
ELLAKTOR (CR)	ALPHA FINANCE INVESTMENT SERVICES SINGLE MEMBER SA	18/03/2019	Main Market	
	EUROBANK EQUITIES INVESTMENT FIRM S.A	01/06/2012		
	EUROXX SECURITIES S.A.	24/09/2018		
	NATIONAL SECURITIES S.A.	02/01/1900		
	PIRAEUS SECURITIES S. A.	22/10/2018		
ELTON SA (CR)	BETA SECURITIES S.A.	03/09/2012	Main Market	
	LEON DEPOLAS SECURITIES S.A.	01/04/2019		
ELVALHALCOR (CR)	ALPHA FINANCE INVESTMENT SERVICES SINGLE MEMBER SA	07/05/2018	Main Market	
	EUROBANK EQUITIES INVESTMENT FIRM S.A	07/05/2018		
ELVE SA (CR)	LEON DEPOLAS SECURITIES S.A.	02/11/2020	Main Market	

List of Stocks under Market Making operations

Securities	Stock Category
Market Maker	Start Market Making
<b>ENTERSOFT (CR)</b>	Main Market
EUROBANK EQUITIES INVESTMENT FIRM S.A	22/06/2020
<b>EUROBANK HOLDINGS (CR)</b>	Main Market
ALPHA FINANCE INVESTMENT SERVICES SINGLE MEMBER SA	09/01/2006
EUROBANK EQUITIES INVESTMENT FIRM S.A	01/06/2012
HELLENIC AMERICAN SECURITIES S.A.	25/07/2014
LEON DEPOLAS SECURITIES S.A.	30/11/2018
MERIT SECURITIES S.A	06/11/2017
NATIONAL SECURITIES S.A.	02/01/1900
PIRAEUS SECURITIES S. A.	28/09/2009
<b>EUROPEAN RELIANCE INSUR. (CR)</b>	Main Market
BETA SECURITIES S.A.	27/07/2020
PANTELAKIS SECURITIES S.A.	15/07/2019
<b>EYDAP S.A. (CR)</b>	Main Market
ALPHA FINANCE INVESTMENT SERVICES SINGLE MEMBER SA	27/01/2020
EUROBANK EQUITIES INVESTMENT FIRM S.A	10/06/2019
<b>FOURLIS (CR)</b>	Main Market
EUROBANK EQUITIES INVESTMENT FIRM S.A	01/12/2016
PIRAEUS SECURITIES S. A.	06/03/2017
<b>GEK TERNA (CR)</b>	Main Market
BETA SECURITIES S.A.	08/03/2021
EUROBANK EQUITIES INVESTMENT FIRM S.A	24/05/2021
PIRAEUS SECURITIES S. A.	29/08/2019
<b>GR. SARANTIS S.A. (CR)</b>	Main Market
BETA SECURITIES S.A.	14/05/2012
EUROBANK EQUITIES INVESTMENT FIRM S.A	24/10/2016
<b>HELLENIC EXCHANGES-A.S.E. (CR)</b>	Main Market
HELLENIC AMERICAN SECURITIES S.A.	01/09/2014
NATIONAL SECURITIES S.A.	02/01/1900
PIRAEUS SECURITIES S. A.	04/05/2015
<b>HELLENIC PETROLEUM (CR)</b>	Main Market
HELLENIC AMERICAN SECURITIES S.A.	14/09/2015
PIRAEUS SECURITIES S. A.	20/03/2017
<b>IDEAL GROUP SA (CR)</b>	Main Market
EUROBANK EQUITIES INVESTMENT FIRM S.A	07/06/2021
PIRAEUS SECURITIES S. A.	07/06/2021
<b>IKTINOS HELLAS SA (CR)</b>	Main Market
ALPHA FINANCE INVESTMENT SERVICES SINGLE MEMBER SA	01/04/2019
EUROBANK EQUITIES INVESTMENT FIRM S.A	25/02/2019
NATIONAL SECURITIES S.A.	02/01/1900
<b>INTERCONTINENTAL (CR)</b>	Main Market
LEON DEPOLAS SECURITIES S.A.	03/06/2019
<b>INTERWOOD-XYLEMPORIA (CR)</b>	Main Market
EUROBANK EQUITIES INVESTMENT FIRM S.A	05/07/2021
PANTELAKIS SECURITIES S.A.	01/07/2021
<b>INTRACOM HOLDINGS (CR)</b>	Main Market
LEON DEPOLAS SECURITIES S.A.	08/10/2018
<b>JUMBO SA (CR)</b>	Main Market
BETA SECURITIES S.A.	01/02/2021
EUROBANK EQUITIES INVESTMENT FIRM S.A	25/05/2020
MERIT SECURITIES S.A	06/11/2017
PIRAEUS SECURITIES S. A.	06/03/2017
<b>KARAMOLEGOS SA (CR)</b>	Main Market
EUROXX SECURITIES S.A.	04/10/2019
<b>KLOUKINAS - LAPPAS SA (CR)</b>	Main Market
BETA SECURITIES S.A.	22/09/2014
<b>KRI-KRI S.A. (CR)</b>	Main Market
EUROBANK EQUITIES INVESTMENT FIRM S.A	07/05/2018
LEON DEPOLAS SECURITIES S.A.	16/01/2017
<b>LAMDA DEVELOPMENT SA (CR)</b>	Main Market
EUROBANK EQUITIES INVESTMENT FIRM S.A	08/12/2014
PANTELAKIS SECURITIES S.A.	06/11/2017
PIRAEUS SECURITIES S. A.	29/06/2017
<b>LAMPSPA HOTEL SA (CR)</b>	Main Market
LEON DEPOLAS SECURITIES S.A.	16/01/2017
<b>MARFIN INVESTMENT GROUP (CR)</b>	Main Market
EUROBANK EQUITIES INVESTMENT FIRM S.A	23/03/2015
PIRAEUS SECURITIES S. A.	02/02/2009

List of Stocks under Market Making operations

Securities	Market Maker	Start Market Making	Stock Category
<b>MOTOR OIL (CR)</b>			<b>Main Market</b>
BETA SECURITIES S.A.		08/03/2021	
EUROBANK EQUITIES INVESTMENT FIRM S.A		22/10/2006	
LEON DEPOLAS SECURITIES S.A.		01/04/2019	
MERIT SECURITIES S.A		25/02/2019	
NATIONAL SECURITIES S.A.		02/01/1900	
PIRAEUS SECURITIES S. A.		04/05/2015	
<b>MYTILINEOS (CR)</b>			<b>Main Market</b>
ALPHA FINANCE INVESTMENT SERVICES SINGLE MEMBER SA		15/04/2019	
EUROBANK EQUITIES INVESTMENT FIRM S.A		20/09/2017	
MERIT SECURITIES S.A		25/02/2019	
NATIONAL SECURITIES S.A.		02/01/1900	
PIRAEUS SECURITIES S. A.		04/05/2015	
<b>NATIONAL BANK (CR)</b>			<b>Main Market</b>
ALPHA FINANCE INVESTMENT SERVICES SINGLE MEMBER SA		09/01/2006	
BETA SECURITIES S.A.		01/02/2021	
EUROBANK EQUITIES INVESTMENT FIRM S.A		22/10/2006	
HELLENIC AMERICAN SECURITIES S.A.		25/07/2014	
LEON DEPOLAS SECURITIES S.A.		20/05/2015	
MERIT SECURITIES S.A		03/09/2012	
NATIONAL SECURITIES S.A.		02/01/1900	
PIRAEUS SECURITIES S. A.		08/09/2008	
<b>OPAP (CR)</b>			<b>Main Market</b>
ALPHA FINANCE INVESTMENT SERVICES SINGLE MEMBER SA		09/01/2006	
EUROBANK EQUITIES INVESTMENT FIRM S.A		22/10/2006	
HELLENIC AMERICAN SECURITIES S.A.		25/07/2014	
MERIT SECURITIES S.A		20/03/2017	
NATIONAL SECURITIES S.A.		02/01/1900	
PIRAEUS SECURITIES S. A.		04/05/2015	
<b>OTE (CR)</b>			<b>Main Market</b>
ALPHA FINANCE INVESTMENT SERVICES SINGLE MEMBER SA		09/01/2006	
EUROBANK EQUITIES INVESTMENT FIRM S.A		22/10/2006	
HELLENIC AMERICAN SECURITIES S.A.		25/07/2014	
LEON DEPOLAS SECURITIES S.A.		20/04/2015	
MERIT SECURITIES S.A		20/03/2017	
NATIONAL SECURITIES S.A.		02/01/1900	
PIRAEUS SECURITIES S. A.		08/09/2008	
<b>P.P.A. S.A. (CR)</b>			<b>Main Market</b>
EUROBANK EQUITIES INVESTMENT FIRM S.A		06/02/2019	
<b>PAPOUTSANIS (CR)</b>			<b>Main Market</b>
ALPHA FINANCE INVESTMENT SERVICES SINGLE MEMBER SA		19/11/2018	
BETA SECURITIES S.A.		25/11/2013	
<b>PETROPOULOS PETROS (CR)</b>			<b>Main Market</b>
EUROBANK EQUITIES INVESTMENT FIRM S.A		01/04/2019	
PANTELAKIS SECURITIES S.A.		16/03/2020	
<b>PIRAEUS FINANCIAL HOLD (CR)</b>			<b>Main Market</b>
ALPHA FINANCE INVESTMENT SERVICES SINGLE MEMBER SA		15/04/2019	
EUROBANK EQUITIES INVESTMENT FIRM S.A		22/10/2006	
EUROXX SECURITIES S.A.		15/02/2016	
HELLENIC AMERICAN SECURITIES S.A.		25/07/2014	
LEON DEPOLAS SECURITIES S.A.		30/11/2018	
MERIT SECURITIES S.A		16/09/2013	
NATIONAL SECURITIES S.A.		02/01/1900	
PIRAEUS SECURITIES S. A.		16/02/2009	
<b>PLAISIO COMPUTERS SA (CR)</b>			<b>Main Market</b>
EUROBANK EQUITIES INVESTMENT FIRM S.A		02/03/2015	
<b>PPC (CR)</b>			<b>Main Market</b>
ALPHA FINANCE INVESTMENT SERVICES SINGLE MEMBER SA		09/01/2006	
BETA SECURITIES S.A.		01/02/2021	
EUROBANK EQUITIES INVESTMENT FIRM S.A		22/10/2006	
HELLENIC AMERICAN SECURITIES S.A.		01/09/2014	
MERIT SECURITIES S.A		06/11/2017	
NATIONAL SECURITIES S.A.		02/01/1900	
PIRAEUS SECURITIES S. A.		28/09/2009	
<b>PREMA (CR)</b>			<b>Main Market</b>
BETA SECURITIES S.A.		01/06/2021	
<b>PROFILE SA (CR)</b>			<b>Main Market</b>
PANTELAKIS SECURITIES S.A.		01/07/2019	

List of Stocks under Market Making operations

Securities	Market Maker	Start Market Making	Stock Category
<b>QUEST HOLDINGS (CR)</b>			
	BETA SECURITIES S.A.	26/03/2018	Main Market
	EUROBANK EQUITIES INVESTMENT FIRM S.A	28/01/2019	
<b>TERNA ENERGY (CR)</b>			
	BETA SECURITIES S.A.	08/03/2021	Main Market
	EUROBANK EQUITIES INVESTMENT FIRM S.A	24/05/2021	
	PIRAEUS SECURITIES S. A.	09/12/2019	
<b>THRACE PLASTICS SA (CR)</b>			
	ALPHA FINANCE INVESTMENT SERVICES SINGLE MEMBER SA	26/03/2018	Main Market
	EUROBANK EQUITIES INVESTMENT FIRM S.A	26/03/2018	
<b>TITAN CEMENT (CB)</b>			
	BETA SECURITIES S.A.	01/02/2021	Main Market
	EUROBANK EQUITIES INVESTMENT FIRM S.A	06/11/2019	
	PIRAEUS SECURITIES S. A.	18/01/2021	
<b>TZIRAKIAN PROFIL (CR)</b>			
	LEON DEPOLAS SECURITIES S.A.	19/07/2021	Main Market
<b>UNIBIOS (CR)</b>			
	LEON DEPOLAS SECURITIES S.A.	01/02/2021	Main Market
<b>VIOHALCO SA/NV (CB)</b>			
	ALPHA FINANCE INVESTMENT SERVICES SINGLE MEMBER SA	11/03/2008	Main Market
	EUROBANK EQUITIES INVESTMENT FIRM S.A	04/03/2014	
	MERIT SECURITIES S.A	17/03/2014	

Underlying Asset				Derivatives Market													
Price max	Price min	Closing price	change	Delivery Month	Open price	Price max	Price min	Last price	Closing price	Last Bid	Last Ask	Fixing price*	Life high	Life low	Trades	Volume	Open Interest
<b>FTSE/Athex Large Cap</b>				(Trade Unit: 1 Index Point x 2€, Cash Settlement)													
2,184.70	2,147.20	2,176.56	-0.37%	September 2021	2,165.50	2,175.00	2,146.75	2,175.00	2,175.00	---	---	---	2,232.00	---	233	813	5,026
				October 2021	2,162.00	2,171.75	2,147.00	2,171.75	2,171.75	---	---	---	2,224.00	---	40	147	124
				November 2021	---	---	---	---	2,193.50	---	---	---	---	---	---	---	---
				December 2021	---	---	---	---	2,197.00	---	---	---	---	---	---	---	---
				March 2022	---	---	---	---	2,208.00	---	---	---	---	---	---	---	---
				June 2022	---	---	---	---	2,219.00	---	---	---	---	---	---	---	---
<b>FTSE/Athex Banks</b>				(Trade Unit: 1 Index Point x 15€, Cash Settlement)													
567.43	550.76	561.19	-1.10%	September 2021	557.75	557.75	557.75	557.75	557.75	---	---	---	569.25	---	1	1	4
				December 2021	---	---	---	---	570.50	---	---	---	---	---	---	---	---
				March 2022	---	---	---	---	573.50	---	---	---	---	---	---	---	---
				June 2022	---	---	---	---	576.25	---	---	---	---	---	---	---	---

Derivatives notes

Fixing prices and final open positions can be retrieved from the following path <http://www.helex.gr/el/web/guest/statistics-end-of-day-derivatives>

Underlying Asset				Derivatives Market													
Price max	Price min	Closing price	change	Delivery Month	Open price	Price max	Price min	Last price	Closing price	Last Bid	Last Ask	Fixing price*	Life high	Life low	Trades	Volume	Open Interest
<b>ADMIE (IPTO) HOLDING S.A. (CR)</b>				(Contract Size: 100 Securities, Physical Delivery)													
2.56	2.52	2.52	-1.95%	September 2021	2.52	2.57	2.52	2.57	2.57	---	---	---	2.73	---	28	308	9,519
				December 2021	2.59	2.59	2.59	2.59	2.59	---	---	---	2.59	---	7	150	---
				March 2022	---	---	---	---	2.60	---	---	---	---	---	---	---	---
				June 2022	---	---	---	---	2.61	---	---	---	---	---	---	---	---
<b>ALPHA SERVICES HOLD (CR)</b>				(Contract Size: 100 Securities, Physical Delivery)													
1.141	1.115	1.141	-0.57%	September 2021	1.13	1.14	1.12	1.14	1.14	---	---	---	1.35	---	164	6,355	55,334
				December 2021	1.14	1.14	1.12	1.14	1.14	---	---	---	1.18	---	51	2,609	1,171
				March 2022	---	---	---	---	1.16	---	---	---	---	---	---	---	---
				June 2022	---	---	---	---	1.17	---	---	---	---	---	---	---	---
<b>ATTICA BANK S.A. (CR)</b>				(Contract Size: 100 Securities, Physical Delivery)													
0.1086	0.102	0.102	-4.67%	September 2021	0.099	0.099	0.099	0.099	0.099	---	---	---	0.225	---	3	14	143
				December 2021	---	---	---	---	0.087	---	---	---	0.096	---	---	---	13
				March 2022	---	---	---	---	0.108	---	---	---	---	---	---	---	---
				June 2022	---	---	---	---	0.109	---	---	---	---	---	---	---	---
<b>CC HBC AG (CR)</b>				(Contract Size: 100 Securities, Physical Delivery)													
30.69	29.88	30.69	1.29%	September 2021	30.16	30.25	29.80	30.20	30.20	---	---	---	32.56	---	8	25	262
				December 2021	30.04	30.12	30.04	30.12	30.12	---	---	---	30.12	---	2	6	---
				March 2022	---	---	---	---	30.62	---	---	---	---	---	---	---	---
				June 2022	---	---	---	---	30.78	---	---	---	---	---	---	---	---
<b>CENERGY HOLDINGS (CB)</b>				(Contract Size: 100 Securities, Physical Delivery)													
2.63	2.55	2.63	0.00%	September 2021	2.58	2.60	2.56	2.60	2.60	---	---	---	2.86	---	20	79	10,267
				December 2021	2.60	2.63	2.59	2.61	2.61	---	---	---	2.71	---	17	93	462
				March 2022	---	---	---	---	2.66	---	---	---	---	---	---	---	---
				June 2022	---	---	---	---	2.67	---	---	---	---	---	---	---	---
<b>ELLAKTOR (CR)</b>				(Contract Size: 118 Securities, Physical Delivery)													
1.452	1.425	1.434	-1.44%	September 2021	1.45	1.45	1.43	1.44	1.44	---	---	---	1.61	1.19	40	493	8,898
				December 2021	1.44	1.46	1.44	1.45	1.45	---	---	---	1.60	---	4	43	83
				March 2022	---	---	---	---	1.47	---	---	---	---	---	---	---	---
				June 2022	---	---	---	---	1.48	---	---	---	---	---	---	---	---
<b>EUROBANK HOLDINGS (CR)</b>				(Contract Size: 100 Securities, Physical Delivery)													
0.839	0.811	0.839	0.00%	September 2021	0.830	0.838	0.813	0.836	0.836	---	---	---	0.867	---	86	2,693	46,616
				December 2021	0.836	0.840	0.819	0.840	0.840	---	---	---	0.855	---	25	342	307
				March 2022	---	---	---	---	0.848	---	---	---	---	---	---	---	---
				June 2022	---	---	---	---	0.852	---	---	---	---	---	---	---	---

Derivatives notes

Fixing prices and final open positions can be retrieved from the following path <http://www.helex.gr/el/web/guest/statistics-end-of-day-derivatives>

Underlying Asset				Derivatives Market													
Price max	Price min	Closing price	change	Delivery Month	Open price	Price max	Price min	Last price	Closing price	Last Bid	Last Ask	Fixing price*	Life high	Life low	Trades	Volume	Open Interest
<b>EYDAP S.A. (CR)</b>				(Contract Size: 100 Securities, Physical Delivery)													
8.22	8.12	8.2	-0.97%	September 2021	8.16	8.17	8.13	8.13	8.13	---	---	---	8.88	---	23	54	915
				December 2021	8.20	8.20	8.20	8.20	8.20	---	---	---	8.20	---	1	2	---
				March 2022	---	---	---	---	8.37	---	---	---	---	---	---	---	---
				June 2022	---	---	---	---	8.41	---	---	---	---	---	---	---	---
<b>FOURLIS (CR)</b>				(Contract Size: 100 Securities, Physical Delivery)													
4.31	4.2	4.225	-1.52%	September 2021	4.30	4.30	4.21	4.25	4.25	---	---	---	4.70	---	17	60	2,897
				December 2021	4.26	4.28	4.26	4.27	4.27	---	---	---	4.48	---	7	23	89
				March 2022	---	---	---	---	4.34	---	---	---	---	---	---	---	---
				June 2022	---	---	---	---	4.36	---	---	---	---	---	---	---	---
<b>GEK TERNA (CR)</b>				(Contract Size: 100 Securities, Physical Delivery)													
9.65	9.41	9.64	-0.72%	September 2021	9.59	9.62	9.45	9.61	9.61	---	---	---	10.22	---	87	1,669	9,399
				December 2021	9.71	9.71	9.53	9.68	9.68	---	---	---	10.00	---	42	136	142
				March 2022	---	---	---	---	9.81	---	---	---	---	---	---	---	---
				June 2022	---	---	---	---	9.86	---	---	---	---	---	---	---	---
<b>HELLENIC EXCHANGES-A.S.E. (CR)</b>				(Contract Size: 102 Securities, Physical Delivery)													
3.84	3.76	3.765	-1.95%	September 2021	3.78	3.80	3.74	3.75	3.75	---	---	---	3.97	---	13	83	1,566
				December 2021	3.80	3.80	3.78	3.78	3.78	---	---	---	3.86	---	4	14	6
				March 2022	---	---	---	---	3.88	---	---	---	---	---	---	---	---
				June 2022	---	---	---	---	3.90	---	---	---	---	---	---	---	---
<b>HELLENIC PETROLEUM (CR)</b>				(Contract Size: 100 Securities, Physical Delivery)													
5.96	5.82	5.94	0.68%	September 2021	5.84	5.90	5.79	5.90	5.90	---	---	---	6.59	---	15	33	2,252
				December 2021	---	---	---	---	5.89	---	---	---	6.26	---	---	---	203
				March 2022	---	---	---	---	5.96	---	---	---	---	---	---	---	---
				June 2022	---	---	---	---	5.99	---	---	---	---	---	---	---	---
<b>INTRACOM HOLDINGS (CR)</b>				(Contract Size: 100 Securities, Physical Delivery)													
2.445	2.235	2.42	6.61%	September 2021	2.25	2.43	2.23	2.41	2.41	---	---	---	2.54	---	167	599	4,272
				December 2021	2.28	2.46	2.28	2.41	2.41	---	---	---	2.57	---	70	116	700
				March 2022	---	---	---	---	2.29	---	---	---	---	---	---	---	---
				June 2022	---	---	---	---	2.31	---	---	---	---	---	---	---	---
<b>JUMBO SA (CR)</b>				(Contract Size: 100 Securities, Physical Delivery)													
13.14	12.96	13.08	-0.15%	September 2021	13.08	13.09	12.97	13.08	13.08	---	---	---	15.77	---	33	122	2,615
				December 2021	13.12	13.12	13.00	13.12	13.12	---	---	---	13.45	---	12	55	159
				March 2022	---	---	---	---	13.24	---	---	---	---	---	---	---	---
				June 2022	---	---	---	---	13.31	---	---	---	---	---	---	---	---

Derivatives notes

Fixing prices and final open positions can be retrieved from the following path <http://www.helex.gr/el/web/guest/statistics-end-of-day-derivatives>



Underlying Asset				Derivatives Market													
Price max	Price min	Closing price	change	Delivery Month	Open price	Price max	Price min	Last price	Closing price	Last Bid	Last Ask	Fixing price*	Life high	Life low	Trades	Volume	Open Interest
<b>LAMDA DEVELOPMENT SA (CR)</b> (Contract Size: 100 Securities, Physical Delivery)																	
7.9	7.8	7.82	-1.39%	September 2021	7.88	7.90	7.81	7.86	7.86	---	---	---	8.45	---	65	255	5,604
				December 2021	7.91	7.94	7.85	7.89	7.89	---	---	---	8.45	---	23	79	234
				March 2022	---	---	---	---	8.01	---	---	---	---	---	---	---	---
				June 2022	---	---	---	---	8.05	---	---	---	---	---	---	---	---
<b>MARFIN INVESTMENT GROUP (CR)</b> (Contract Size: 100 Securities, Physical Delivery)																	
0.0332	0.0317	0.032	-3.61%	September 2021	0.032	0.032	0.031	0.032	0.032	---	---	---	0.038	---	209	695	26,135
				December 2021	---	---	---	---	0.035	---	---	---	0.036	---	---	---	111
				March 2022	---	---	---	---	0.034	---	---	---	---	---	---	---	---
				June 2022	---	---	---	---	0.034	---	---	---	---	---	---	---	---
<b>MOTOR OIL (CR)</b> (Contract Size: 100 Securities, Physical Delivery)																	
13.46	13.25	13.31	-1.63%	September 2021	13.37	13.39	13.27	13.36	13.36	---	---	---	15.10	---	18	30	3,002
				December 2021	13.39	13.45	13.15	13.25	13.25	---	---	---	14.20	---	21	101	272
				March 2022	---	---	---	---	13.67	---	---	---	---	---	---	---	---
				June 2022	---	---	---	---	13.74	---	---	---	---	---	---	---	---
<b>MYTILINEOS (CR)</b> (Contract Size: 100 Securities, Physical Delivery)																	
15.9	15.66	15.76	-1.13%	September 2021	15.87	15.87	15.69	15.80	15.80	---	---	---	16.25	---	60	211	5,451
				December 2021	15.94	15.94	15.80	15.86	15.86	---	---	---	16.62	---	35	194	465
				March 2022	---	---	---	---	16.11	---	---	---	---	---	---	---	---
				June 2022	---	---	---	---	16.19	---	---	---	---	---	---	---	---
<b>NATIONAL BANK (CR)</b> (Contract Size: 100 Securities, Physical Delivery)																	
2.57	2.5	2.533	-3.32%	September 2021	2.59	2.59	2.50	2.54	2.54	---	---	---	2.75	---	176	3,271	33,949
				December 2021	2.57	2.57	2.51	2.54	2.54	---	---	---	2.66	---	88	1,416	3,108
				March 2022	---	---	---	---	2.65	---	---	---	---	---	---	---	---
				June 2022	---	---	---	---	2.66	---	---	---	---	---	---	---	---
<b>OPAP (CR)</b> (Contract Size: 100 Securities, Physical Delivery)																	
13.12	12.72	13.12	1.70%	September 2021	12.83	13.28	12.78	13.12	13.12	---	---	---	13.34	---	39	184	1,622
				December 2021	12.77	13.02	12.66	13.02	13.02	---	---	---	13.10	---	26	108	61
				March 2022	---	---	---	---	13.04	---	---	---	---	---	---	---	---
				June 2022	---	---	---	---	13.10	---	---	---	---	---	---	---	---
<b>OTE (CR)</b> (Contract Size: 100 Securities, Physical Delivery)																	
16.135	15.86	16.04	0.16%	September 2021	16.00	16.13	15.90	15.98	15.98	---	---	---	16.79	---	22	77	2,809
				December 2021	15.96	16.10	15.87	16.03	16.03	---	---	---	16.32	---	21	117	76
				March 2022	---	---	---	---	16.19	---	---	---	---	---	---	---	---
				June 2022	---	---	---	---	16.27	---	---	---	---	---	---	---	---

Derivatives notes

Fixing prices and final open positions can be retrieved from the following path <http://www.helex.gr/el/web/guest/statistics-end-of-day-derivatives>

Underlying Asset				Derivatives Market													
Price max	Price min	Closing price	change	Delivery Month	Open price	Price max	Price min	Last price	Closing price	Last Bid	Last Ask	Fixing price*	Life high	Life low	Trades	Volume	Open Interest
<b>P.P.A. S.A. (CR)</b>				(Contract Size: 100 Securities, Physical Delivery)													
19.8	19.6	19.64	-0.30%	September 2021	---	---	---	---	19.75	---	---	---	21.43	---	---	---	382
				December 2021	---	---	---	---	19.81	---	---	---	---	---	---	---	---
				March 2022	---	---	---	---	19.91	---	---	---	---	---	---	---	---
				June 2022	---	---	---	---	20.01	---	---	---	---	---	---	---	---
<b>PIRAEUS FINANCIAL HOLD (CR)</b>				(Contract Size: 6 Securities, Physical Delivery)													
1.37	1.32	1.354	-1.53%	September 2021	1.35	1.36	1.33	1.35	1.35	---	---	---	1.77	---	46	10,017	333,767
				December 2021	1.37	1.37	1.33	1.34	1.34	---	---	---	1.79	---	28	710	3,612
				March 2022	---	---	---	---	1.39	---	---	---	---	---	---	---	---
				June 2022	---	---	---	---	1.40	---	---	---	---	---	---	---	---
<b>PPC (CR)</b>				(Contract Size: 100 Securities, Physical Delivery)													
10	9.735	9.81	-1.90%	September 2021	9.88	9.90	9.75	9.84	9.84	---	---	---	10.28	---	131	632	14,539
				December 2021	9.87	9.94	9.79	9.88	9.88	---	---	---	10.26	---	63	411	1,103
				March 2022	---	---	---	---	10.11	---	---	---	---	---	---	---	---
				June 2022	---	---	---	---	10.16	---	---	---	---	---	---	---	---
<b>TERNA ENERGY (CR)</b>				(Contract Size: 100 Securities, Physical Delivery)													
12	11.8	11.96	-0.33%	September 2021	11.92	11.98	11.92	11.98	11.98	---	---	---	12.85	---	5	11	2,491
				December 2021	---	---	---	---	12.00	---	---	---	12.39	---	---	---	227
				March 2022	---	---	---	---	12.13	---	---	---	---	---	---	---	---
				June 2022	---	---	---	---	12.19	---	---	---	---	---	---	---	---
<b>TITAN CEMENT (CB)</b>				(Contract Size: 100 Securities, Physical Delivery)													
16.1	15.8	15.94	-0.12%	September 2021	15.96	15.96	15.93	15.95	15.95	---	---	---	17.38	---	5	19	1,062
				December 2021	16.00	16.00	16.00	16.00	16.00	---	---	---	16.40	---	1	1	39
				March 2022	---	---	---	---	16.13	---	---	---	---	---	---	---	---
				June 2022	---	---	---	---	16.21	---	---	---	---	---	---	---	---
<b>VIOHALCO SA/NV (CB)</b>				(Contract Size: 100 Securities, Physical Delivery)													
4.68	4.5	4.66	0.76%	September 2021	4.56	4.66	4.52	4.66	4.66	---	---	---	4.89	---	24	90	8,309
				December 2021	4.55	4.72	4.54	4.72	4.72	---	---	---	4.72	---	14	69	115
				March 2022	---	---	---	---	4.67	---	---	---	---	---	---	---	---
				June 2022	---	---	---	---	4.70	---	---	---	---	---	---	---	---

Derivatives notes

Fixing prices and final open positions can be retrieved from the following path <http://www.helex.gr/el/web/guest/statistics-end-of-day-derivatives>

FTSE/Athex Large Cap

(Trade Unit: 1 Index Point x 2€ - Exercise Style: European, Cash Settlement)

Exercise Price	Call Options														Put Options																		
	September 2021							October 2021							Other Months		September 2021							October 2021							Other Months		Exercise Price
	Open price	Price max	Price min	Last price	Closing price	Volume	Open Interest	Open price	Price max	Price min	Last price	Closing price	Volume	Open Interest	Volume	Open Interest	Open price	Price max	Price min	Last price	Closing price	Volume	Open Interest	Open price	Price max	Price min	Last price	Closing price	Volume	Open Interest	Volume	Open Interest	
1,200	0.00	0.00	0.00	-	986.00	-	-	-	-	-	-	-	-	-	-	0.00	0.00	0.00	-	0.02	-	-	-	-	-	-	-	-	-	-	-	1,200	
1,225	0.00	0.00	0.00	-	961.00	-	-	-	-	-	-	-	-	-	-	0.00	0.00	0.00	-	0.01	-	-	-	-	-	-	-	-	-	-	-	1,225	
1,250	0.00	0.00	0.00	-	936.00	-	-	-	-	-	-	-	-	-	-	0.00	0.00	0.00	-	0.01	-	-	-	-	-	-	-	-	-	-	-	1,250	
1,275	0.00	0.00	0.00	-	911.00	-	-	-	-	-	-	-	-	-	-	0.00	0.00	0.00	-	0.01	-	-	-	-	-	-	-	-	-	-	-	1,275	
1,300	0.00	0.00	0.00	-	886.00	-	-	-	-	-	-	-	-	-	-	0.00	0.00	0.00	-	0.01	-	-	-	-	-	-	-	-	-	-	-	1,300	
1,325	0.00	0.00	0.00	-	861.00	-	-	-	-	-	-	-	-	-	-	0.00	0.00	0.00	-	0.01	-	-	-	-	-	-	-	-	-	-	-	1,325	
1,350	0.00	0.00	0.00	-	836.00	-	-	-	-	-	-	-	-	-	-	0.00	0.00	0.00	-	0.01	-	-	-	-	-	-	-	-	-	-	-	1,350	
1,375	0.00	0.00	0.00	-	811.00	-	-	-	-	-	-	-	-	-	-	0.00	0.00	0.00	-	0.01	-	-	-	-	-	-	-	-	-	-	-	1,375	
1,400	0.00	0.00	0.00	-	786.00	-	-	-	-	-	-	-	-	-	-	0.00	0.00	0.00	-	0.01	-	-	-	-	-	-	-	-	-	-	-	1,400	
1,425	0.00	0.00	0.00	-	761.00	-	-	-	-	-	-	-	-	-	-	0.00	0.00	0.00	-	0.01	-	-	-	-	-	-	-	-	-	-	-	1,425	
1,450	0.00	0.00	0.00	-	736.00	-	-	-	-	-	-	-	-	-	-	0.00	0.00	0.00	-	0.01	-	-	-	-	-	-	-	-	-	-	-	1,450	
1,475	0.00	0.00	0.00	-	711.00	-	-	-	-	-	-	-	-	-	-	0.00	0.00	0.00	-	0.01	-	-	-	-	-	-	-	-	-	-	-	1,475	
1,500	0.00	0.00	0.00	-	686.00	-	-	-	-	-	-	-	-	-	-	0.00	0.00	0.00	-	0.01	-	-	-	-	-	-	-	-	-	-	-	1,500	
1,525	0.00	0.00	0.00	-	661.00	-	-	-	-	-	-	-	-	-	-	0.00	0.00	0.00	-	0.01	-	-	-	-	-	-	-	-	-	-	-	1,525	
1,550	0.00	0.00	0.00	-	636.00	-	-	-	-	-	-	-	-	-	-	0.00	0.00	0.00	-	0.01	-	-	-	-	-	-	-	-	-	-	-	1,550	
1,575	0.00	0.00	0.00	-	611.00	-	-	-	-	-	-	-	-	-	-	0.00	0.00	0.00	-	0.01	-	-	-	-	-	-	-	-	-	-	-	1,575	
1,600	0.00	0.00	0.00	-	586.00	-	-	-	-	-	-	-	-	-	-	0.00	0.00	0.00	-	0.01	-	-	-	-	-	-	-	-	-	-	-	1,600	
1,625	0.00	0.00	0.00	-	561.00	-	-	-	-	-	-	-	-	-	-	0.00	0.00	0.00	-	0.01	-	-	-	-	-	-	-	-	-	-	-	1,625	
1,650	0.00	0.00	0.00	-	536.00	-	-	-	-	-	-	-	-	-	-	0.00	0.00	0.00	-	0.01	-	-	-	-	-	-	-	-	-	-	-	1,650	
1,675	0.00	0.00	0.00	-	511.00	-	-	-	-	-	-	-	-	-	-	0.00	0.00	0.00	-	0.01	-	-	-	-	-	-	-	-	-	-	-	1,675	
1,700	0.00	0.00	0.00	-	486.00	-	-	-	-	-	-	-	-	-	-	0.00	0.00	0.00	-	0.01	-	-	-	-	-	-	-	-	-	-	-	1,700	
1,725	0.00	0.00	0.00	-	461.00	-	-	-	-	-	-	-	-	-	-	0.00	0.00	0.00	-	0.01	-	-	-	-	-	-	-	-	-	-	-	1,725	
1,750	0.00	0.00	0.00	-	436.00	-	-	-	-	-	-	-	-	-	-	0.00	0.00	0.00	-	0.01	-	-	-	-	-	-	-	-	-	-	-	1,750	
1,775	0.00	0.00	0.00	-	411.00	-	-	-	-	-	-	-	-	-	-	0.00	0.00	0.00	-	0.02	-	-	-	-	-	-	-	-	-	-	-	1,775	
1,800	0.00	0.00	0.00	-	386.00	-	-	-	-	-	-	-	-	-	-	0.00	0.00	0.00	-	0.01	-	-	-	-	-	-	-	-	-	-	-	1,800	
1,825	0.00	0.00	0.00	-	361.00	-	-	-	-	-	-	-	-	-	-	0.00	0.00	0.00	-	0.02	-	-	-	-	-	-	-	-	-	-	-	1,825	
1,850	0.00	0.00	0.00	-	336.00	-	-	-	-	-	-	-	-	-	-	0.00	0.00	0.00	-	0.01	-	-	-	-	-	-	-	-	-	-	-	1,850	
1,875	0.00	0.00	0.00	-	311.00	-	-	0.00	0.00	0.00	-	309.00	-	-	0.00	0.00	0.00	-	0.01	-	-	0.00	0.00	0.00	-	0.16	-	-	-	-	1,875		
1,900	0.00	0.00	0.00	-	286.00	-	-	0.00	0.00	0.00	-	284.00	-	-	0.00	0.00	0.00	-	0.02	-	-	0.00	0.00	0.00	-	0.33	-	-	-	-	1,900		
1,925	0.00	0.00	0.00	-	261.00	-	-	0.00	0.00	0.00	-	260.00	-	-	0.00	0.00	0.00	-	0.01	-	-	0.00	0.00	0.00	-	0.64	-	-	-	-	1,925		
1,950	0.00	0.00	0.00	-	236.00	-	40	0.00	0.00	0.00	-	235.00	-	-	0.00	0.00	0.00	-	0.01	-	40	0.00	0.00	0.00	-	1.20	-	-	-	-	1,950		
1,975	0.00	0.00	0.00	-	211.00	-	60	0.00	0.00	0.00	-	211.00	-	-	0.00	0.00	0.00	-	0.01	-	81	0.00	0.00	0.00	-	2.10	-	15	-	-	1,975		
2,000	0.00	0.00	0.00	-	186.00	-	40	0.00	0.00	0.00	-	188.00	-	-	0.00	0.00	0.00	-	0.05	-	100	0.00	0.00	0.00	-	3.50	-	1	-	-	2,000		
2,050	0.00	0.00	0.00	-	137.00	-	20	0.00	0.00	0.00	-	143.00	-	-	0.00	0.00	0.00	-	0.54	-	140	0.00	0.00	0.00	-	8.60	-	21	-	-	2,050		
2,100	0.00	0.00	0.00	-	89.50	-	20	0.00	0.00	0.00	-	103.00	-	20	0.00	0.00	0.00	-	3.30	-	192	28.00	35.00	28.00	31.00	31.00	82	43	-	-	2,100		
2,150	28.00	31.00	24.00	26.00	26.00	108	113	0.00	0.00	0.00	-	69.50	-	20	19.00	31.00	19.00	19.00	19.00	20	112	56.50	56.50	50.00	50.00	50.00	12	40	-	-	2,150		

FTSE/Athex Large Cap

(Trade Unit: 1 Index Point x 2€ - Exercise Style: European, Cash Settlement)

Exercise Price	Call Options														Put Options																		
	September 2021							October 2021							Other Months		September 2021							October 2021							Other Months		Exercise Price
	Open price	Price max	Price min	Last price	Closing price	Volume	Open Interest	Open price	Price max	Price min	Last price	Closing price	Volume	Open Interest	Volume	Open Interest	Open price	Price max	Price min	Last price	Closing price	Volume	Open Interest	Open price	Price max	Price min	Last price	Closing price	Volume	Open Interest	Volume	Open Interest	
2,200	11.00	15.00	11.00	15.00	15.00	41	283	0.00	0.00	0.00	-	43.75	-	40			0.00	15.00	0.00	-	35.25	-	230	75.00	75.00	75.00	75.00	75.00	10	70			
2,250	0.00	0.00	0.00	-	7.00	-	35	0.00	0.00	0.00	-	25.25	-	83			0.00	0.00	0.00	-	71.00	-	5	0.00	0.00	0.00	-	90.50	-	-			2,250
2,300	0.00	0.00	0.00	-	1.70	-	-	9.00	9.00	9.00	9.00	9.00	5	40			0.00	0.00	0.00	-	115.00	-	20	0.00	0.00	0.00	-	129.00	-	20			2,300
2,350	0.00	0.00	0.00	-	0.29	-	-	0.00	0.00	0.00	-	6.70	-	-			0.00	0.00	0.00	-	164.00	-	-	0.00	0.00	0.00	-	172.00	-	-			2,350
2,400	0.00	0.00	0.00	-	0.04	-	-	0.00	0.00	0.00	-	3.00	-	-			0.00	0.00	0.00	-	214.00	-	-	0.00	0.00	0.00	-	218.00	-	-			2,400
2,450	0.00	0.00	0.00	-	0.04	-	-	0.00	0.00	0.00	-	1.30	-	-			0.00	0.00	0.00	-	264.00	-	-	0.00	0.00	0.00	-	266.00	-	-			2,450
2,500	0.00	0.00	0.00	-	0.01	-	-	0.00	0.00	0.00	-	0.48	-	-			0.00	0.00	0.00	-	314.00	-	-	0.00	0.00	0.00	-	315.00	-	-			2,500
Totals:						149	611						5	203	0	0							20	920					104	210	0	0	
Number of Trades:							10						1		0								1					10		0			





OPAP (CR)

(Contract Size: 100 Securities, Exercise Style: American, Physical Delivery)

Exercise Price	Call Options														Put Options																		
	September 2021							October 2021							Other Months		September 2021							October 2021							Other Months		Exercise Price
	Open price	Price max	Price min	Last price	Closing price	Volume	Open Interest	Open price	Price max	Price min	Last price	Closing price	Volume	Open Interest	Volume	Open Interest	Open price	Price max	Price min	Last price	Closing price	Volume	Open Interest	Open price	Price max	Price min	Last price	Closing price	Volume	Open Interest	Volume	Open Interest	
4.800	0.000	0.000	0.000		8.10	-	-						-	-			0.000	0.000	0.000		0.001	-	-					-	-			0.048	
5.200	0.000	0.000	0.000		7.70	-	-						-	-			0.000	0.000	0.000		0.001	-	-					-	-			0.052	
5.600	0.000	0.000	0.000		7.30	-	-						-	-			0.000	0.000	0.000		0.001	-	-					-	-			0.056	
6.000	0.000	0.000	0.000		6.90	-	-						-	-			0.000	0.000	0.000		0.001	-	-					-	-			0.060	
6.400	0.000	0.000	0.000		6.50	-	-						-	-			0.000	0.000	0.000		0.001	-	-					-	-			0.064	
6.800	0.000	0.000	0.000		6.10	-	-						-	-			0.000	0.000	0.000		0.001	-	-					-	-			0.068	
7.200	0.000	0.000	0.000		5.70	-	-						-	-			0.000	0.000	0.000		0.001	-	-					-	-			0.072	
7.600	0.000	0.000	0.000		5.30	-	-						-	-			0.000	0.000	0.000		0.002	-	-					-	-			0.076	
8.000	0.000	0.000	0.000		4.90	-	-						-	-			0.000	0.000	0.000		0.001	-	-					-	-			0.080	
8.400	0.000	0.000	0.000		4.50	-	-	0.000	0.000	0.000		4.52	-	-			0.000	0.000	0.000		0.001	-	-	0.000	0.000	0.000	0.001	-	-			0.084	
8.800	0.000	0.000	0.000		4.10	-	-	0.000	0.000	0.000		4.12	-	-			0.000	0.000	0.000		0.001	-	-	0.000	0.000	0.000	0.001	-	-			0.088	
9.200	0.000	0.000	0.000		3.71	-	-	0.000	0.000	0.000		3.72	-	-			0.000	0.000	0.000		0.001	-	-	0.000	0.000	0.000	0.001	-	-			0.092	
9.600	0.000	0.000	0.000		3.31	-	-	0.000	0.000	0.000		3.32	-	-			0.000	0.000	0.000		0.001	-	-	0.000	0.000	0.000	0.001	-	-			0.096	
10.000	0.000	0.000	0.000		2.91	-	-	0.000	0.000	0.000		2.92	-	-			0.000	0.000	0.000		0.002	-	-	0.000	0.000	0.000	0.001	-	-			0.100	
11.000	0.000	0.000	0.000		1.91	-	-	0.000	0.000	0.000		1.94	-	-			0.000	0.000	0.000		0.001	-	-	0.000	0.000	0.000	0.014	-	-			0.110	
12.000	0.000	0.000	0.000		0.916	-	-	0.000	0.000	0.000		1.05	-	-			0.000	0.000	0.000		0.010	-	-	0.000	0.000	0.000	0.124	-	-			0.120	
13.000	0.000	0.000	0.000		0.180	-	-	0.000	0.000	0.000		0.425	-	-			0.000	0.000	0.000		0.274	-	-	0.000	0.000	0.000	0.500	-	-			0.130	
14.000	0.000	0.000	0.000		0.007	-	-	0.000	0.000	0.000		0.121	-	5			0.000	0.000	0.000		1.10	-	-	0.000	0.000	0.000	1.20	-	-			0.140	
15.000	0.000	0.000	0.000		0.001	-	-	0.000	0.000	0.000		0.023	-	-			0.000	0.000	0.000		2.10	-	-	0.000	0.000	0.000	2.11	-	-			0.150	
16.000	0.000	0.000	0.000		0.001	-	-	0.000	0.000	0.000		0.003	-	-			0.000	0.000	0.000		3.10	-	-	0.000	0.000	0.000	3.10	-	-			0.160	
17.000	0.000	0.000	0.000		0.001	-	-	0.000	0.000	0.000		0.001	-	-			0.000	0.000	0.000		4.10	-	-	0.000	0.000	0.000	4.10	-	-			0.170	
18.000	0.000	0.000	0.000		0.001	-	-	0.000	0.000	0.000		0.001	-	-			0.000	0.000	0.000		5.10	-	-	0.000	0.000	0.000	5.10	-	-			0.180	
19.000	0.000	0.000	0.000		0.001	-	-						-	-			0.000	0.000	0.000		6.10	-	-					-	-			0.190	
Totals:						0	0						0	5	0	0					0	0					0	30	0	0			
Number of Trades:						0							0		0						0.00						0		0				

OTE (CR)

(Contract Size: 100 Securities, Exercise Style: American, Physical Delivery)

Exercise Price	Call Options														Volume	Open Interest	Put Options														Volume	Open Interest	Exercise Price				
	September 2021							October 2021									Other Months		September 2021							October 2021								Other Months			
	Open price	Price max	Price min	Last price	Closing price	Volume	Open Interest	Open price	Price max	Price min	Last price	Closing price	Volume	Open Interest			Open price	Price max	Price min	Last price	Closing price	Volume	Open Interest	Open price	Price max	Price min	Last price	Closing price	Volume	Open Interest				Open price	Price max	Price min	Last price
8.400	0.000	0.000	0.000	7.62	-	-									0.000	0.000	0.000	0.001	-	-																0.084	
8.800	0.000	0.000	0.000	7.22	-	-									0.000	0.000	0.000	0.001	-	-																0.088	
9.200	0.000	0.000	0.000	6.83	-	-									0.000	0.000	0.000	0.001	-	-																0.092	
9.600	0.000	0.000	0.000	6.43	-	-	0.000	0.000	0.000		6.44	-	-		0.000	0.000	0.000	0.001	-	-	0.000	0.000	0.000		0.001	-	-								0.096		
10.000	0.000	0.000	0.000	6.03	-	-	0.000	0.000	0.000		6.04	-	-		0.000	0.000	0.000	0.001	-	-	0.000	0.000	0.000		0.001	-	-								0.100		
11.000	0.000	0.000	0.000	5.03	-	-	0.000	0.000	0.000		5.04	-	-		0.000	0.000	0.000	0.001	-	-	0.000	0.000	0.000		0.001	-	-								0.110		
12.000	0.000	0.000	0.000	4.03	-	-	0.000	0.000	0.000		4.05	-	-		0.000	0.000	0.000	0.001	-	-	0.000	0.000	0.000		0.001	-	-								0.120		
13.000	0.000	0.000	0.000	3.03	-	-	0.000	0.000	0.000		3.05	-	-		0.000	0.000	0.000	0.001	-	-	0.000	0.000	0.000		0.002	-	-								0.130		
14.000	0.000	0.000	0.000	2.03	-	-	0.000	0.000	0.000		2.08	-	-		0.000	0.000	0.000	0.001	-	-	0.000	0.000	0.000		0.027	-	-								0.140		
15.000	0.000	0.000	0.000	1.04	-	-	0.000	0.000	0.000		1.21	-	-		0.000	0.000	0.000	0.015	-	-	0.000	0.000	0.000		0.155	-	-								0.150		
16.000	0.291	0.291	0.291	0.291	0.291	1	10	0.000	0.000	0.000		0.561	-	-		0.000	0.000	0.000	0.252	-	-	0.000	0.000	0.000		0.510	-	-							0.160		
17.000	0.000	0.000	0.000	0.024	-	-	0.000	0.000	0.000		0.206	-	-		0.000	0.000	0.000	0.998	-	-	0.000	0.000	0.000		1.16	-	-								0.170		
18.000	0.000	0.000	0.000	0.002	-	-	0.000	0.000	0.000		0.056	-	-		0.000	0.000	0.000	1.98	-	-	0.000	0.000	0.000		2.01	-	-								0.180		
19.000	0.000	0.000	0.000	0.002	-	-	0.000	0.000	0.000		0.012	-	-		0.000	0.000	0.000	2.98	-	-	0.000	0.000	0.000		2.98	-	-								0.190		
20.000	0.000	0.000	0.000	0.001	-	-	0.000	0.000	0.000		0.002	-	-		0.000	0.000	0.000	3.98	-	-	0.000	0.000	0.000		3.98	-	-								0.200		
22.000	0.000	0.000	0.000	0.002	-	-	0.000	0.000	0.000		0.001	-	-		0.000	0.000	0.000	5.98	-	-	0.000	0.000	0.000		5.98	-	-								0.220		
24.000	0.000	0.000	0.000	0.001	-	-	0.000	0.000	0.000		0.001	-	-		0.000	0.000	0.000	7.98	-	-	0.000	0.000	0.000		7.98	-	-								0.240		
Totals:						1	10					0	0							1	0					0	21					0	0				
Number of Trades:						1						0	0							0.00						0							0				



PIRAEUS FINANCIAL HOLD (CR)

(Contract Size: 100 Securities, Exercise Style: American, Physical Delivery)

Exercise Price	Call Options														Volume	Open Interest	Put Options														Volume	Open Interest	Exercise Price				
	September 2021							October 2021									Other Months		September 2021							October 2021								Other Months			
	Open price	Price max	Price min	Last price	Closing price	Volume	Open Interest	Open price	Price max	Price min	Last price	Closing price	Volume	Open Interest			Open price	Price max	Price min	Last price	Closing price	Volume	Open Interest	Open price	Price max	Price min	Last price	Closing price	Volume	Open Interest				Open price	Price max	Price min	Last price
0.150	0.000	0.000	0.000	1.23	-	-																															0.002
0.200	0.000	0.000	0.000	1.18	-	-																															0.002
0.250	0.000	0.000	0.000	1.13	-	-																															0.003
0.300	0.000	0.000	0.000	1.08	-	-																															0.003
0.350	0.000	0.000	0.000	1.03	-	-																															0.004
0.400	0.000	0.000	0.000	0.980	-	-																															0.004
0.450	0.000	0.000	0.000	0.930	-	-																															0.005
0.500	0.000	0.000	0.000	0.880	-	-																															0.005
0.550	0.000	0.000	0.000	0.830	-	-																															0.006
0.600	0.000	0.000	0.000	0.780	-	-																															0.006
0.650	0.000	0.000	0.000	0.730	-	-																															0.007
0.700	0.000	0.000	0.000	0.680	-	-																															0.007
0.750	0.000	0.000	0.000	0.630	-	-																															0.008
0.800	0.000	0.000	0.000	0.580	-	-																															0.008
0.850	0.000	0.000	0.000	0.530	-	-																															0.009
0.900	0.000	0.000	0.000	0.481	-	-	0.000	0.000	0.000			0.482	-	-																							0.009
0.950	0.000	0.000	0.000	0.431	-	-	0.000	0.000	0.000			0.433	-	-																							0.010
1.000	0.000	0.000	0.000	0.381	-	-	0.000	0.000	0.000			0.384	-	-																							0.010
1.100	0.000	0.000	0.000	0.281	-	-	0.000	0.000	0.000			0.291	-	-																							0.011
1.200	0.000	0.000	0.000	0.187	-	-	0.000	0.000	0.000			0.207	-	-																							0.012
1.300	0.000	0.000	0.000	0.107	-	-	0.000	0.000	0.000			0.138	-	-																							0.013
1.400	0.000	0.000	0.000	0.051	-	-	0.000	0.000	0.000			0.085	-	-																							0.014
1.500	0.000	0.000	0.000	0.020	-	-	0.000	0.000	0.000			0.050	-	-																							0.015
1.600	0.000	0.000	0.000	0.006	-	-	0.000	0.000	0.000			0.027	-	-																							0.016
1.700	0.000	0.000	0.000	0.002	-	-	0.000	0.000	0.000			0.014	-	-																							0.017
1.800	0.000	0.000	0.000	0.001	-	-	0.000	0.000	0.000			0.007	-	-																							0.018
1.900	0.000	0.000	0.000	0.001	-	-	0.000	0.000	0.000			0.003	-	-																							0.019
2.000	0.000	0.000	0.000	0.001	-	-	0.000	0.000	0.000			0.001	-	-																							0.020
2.200	0.000	0.000	0.000	0.001	-	-							-	-																							0.022
2.400	0.000	0.000	0.000	0.001	-	-							-	-																							0.024
2.600	0.000	0.000	0.000	0.001	-	-							-	-																							0.026
2.800	0.000	0.000	0.000	0.001	-	-							-	-																							0.028
3.000	0.000	0.000	0.000	0.001	-	-							-	-																							0.030
3.200	0.000	0.000	0.000	0.001	-	-							-	-																							0.032
3.400	0.000	0.000	0.000	0.004	-	-							-	-																							0.034
3.600	0.000	0.000	0.000	0.003	-	-							-	-																							0.036

PIRAEUS FINANCIAL HOLD (CR)

(Contract Size: 100 Securities, Exercise Style: American, Physical Delivery)

Call Options														Put Options																			
Exercise Price	September 2021						October 2021						Other Months		September 2021						October 2021						Other Months		Exercise Price				
	Open price	Price max	Price min	Last price	Closing price	Volume	Open Interest	Open price	Price max	Price min	Last price	Closing price	Volume	Open Interest	Volume	Open Interest	Open price	Price max	Price min	Last price	Closing price	Volume	Open Interest	Open price	Price max	Price min	Last price	Closing price		Volume	Open Interest	Volume	Open Interest
3.800	0.000	0.000	0.000		0.002	-	-										0.000	0.000	0.000		2.42	-	-										0.038
4.000	0.000	0.000	0.000		0.001	-	-										0.000	0.000	0.000		2.62	-	-										0.040
4.400	0.000	0.000	0.000		0.001	-	-										0.000	0.000	0.000		3.02	-	-										0.044
4.800	0.000	0.000	0.000		0.001	-	-										0.000	0.000	0.000		3.42	-	-										0.048
5.200	0.000	0.000	0.000		0.001	-	-										0.000	0.000	0.000		3.82	-	-										0.052
5.600	0.000	0.000	0.000		0.001	-	-										0.000	0.000	0.000		4.22	-	-										0.056
6.000	0.000	0.000	0.000		0.002	-	-										0.000	0.000	0.000		4.62	-	-										0.060
6.400	0.000	0.000	0.000		0.002	-	-										0.000	0.000	0.000		5.02	-	-										0.064
6.800	0.000	0.000	0.000		0.001	-	-										0.000	0.000	0.000		5.42	-	-										0.068
Totals:						0	0							0	0	0	0							0	0	0	0						
Number of Trades:						0							0	0							0.00							0	0				

PPC (CR)

(Contract Size: 100 Securities, Exercise Style: American, Physical Delivery)

Call Options														Put Options																					
September 2021							October 2021							Other Months		September 2021							October 2021							Other Months		Exercise Price			
Open price	Price max	Price min	Last price	Closing price	Volume	Open Interest	Open price	Price max	Price min	Last price	Closing price	Volume	Open Interest	Volume	Open Interest	Open price	Price max	Price min	Last price	Closing price	Volume	Open Interest	Open price	Price max	Price min	Last price	Closing price	Volume	Open Interest	Volume	Open Interest				
3.400	0.000	0.000	0.000	6.60	-	-										0.000	0.000	0.000	0.001	-	-											0.034			
3.600	0.000	0.000	0.000	6.40	-	-										0.000	0.000	0.000	0.001	-	-											0.036			
3.800	0.000	0.000	0.000	6.20	-	-										0.000	0.000	0.000	0.001	-	-											0.038			
4.000	0.000	0.000	0.000	6.00	-	-										0.000	0.000	0.000	0.001	-	-											0.040			
4.400	0.000	0.000	0.000	5.60	-	-										0.000	0.000	0.000	0.001	-	-											0.044			
4.800	0.000	0.000	0.000	5.20	-	-										0.000	0.000	0.000	0.001	-	-											0.048			
5.200	0.000	0.000	0.000	4.80	-	-										0.000	0.000	0.000	0.001	-	-											0.052			
5.600	0.000	0.000	0.000	4.40	-	-										0.000	0.000	0.000	0.001	-	-											0.056			
6.000	0.000	0.000	0.000	4.00	-	-										0.000	0.000	0.000	0.001	-	-											0.060			
6.400	0.000	0.000	0.000	3.60	-	-	0.000	0.000	0.000		3.61	-	-			0.000	0.000	0.000	0.001	-	-	0.000	0.000	0.000		0.001	-	-			0.064				
6.800	0.000	0.000	0.000	3.20	-	-	0.000	0.000	0.000		3.21	-	-			0.000	0.000	0.000	0.001	-	-	0.000	0.000	0.000		0.003	-	-			0.068				
7.200	0.000	0.000	0.000	2.80	-	-	0.000	0.000	0.000		2.82	-	-			0.000	0.000	0.000	0.001	-	-	0.000	0.000	0.000		0.001	-	-			0.072				
7.600	0.000	0.000	0.000	2.40	-	-	0.000	0.000	0.000		2.42	-	-			0.000	0.000	0.000	0.004	-	-	0.000	0.000	0.000		0.003	-	-			0.076				
8.000	0.000	0.000	0.000	2.00	-	-	0.000	0.000	0.000		2.03	-	-			0.000	0.000	0.000	0.001	-	22	0.000	0.000	0.000		0.009	-	-			0.080				
8.400	0.000	0.000	0.000	1.61	-	-	0.000	0.000	0.000		1.65	-	-			0.000	0.000	0.000	0.001	-	7	0.000	0.000	0.000		0.029	-	-			0.084				
8.800	0.000	0.000	0.000	1.21	-	-	0.000	0.000	0.000		1.29	-	-			0.000	0.000	0.000	0.006	-	-	0.000	0.000	0.000		0.069	-	-			0.088				
9.200	0.000	0.000	0.000	0.836	-	41	0.000	0.000	0.000		0.967	-	-			0.000	0.000	0.000	0.031	-	4	0.000	0.000	0.000		0.148	-	-			0.092				
9.600	0.000	0.000	0.000	0.511	-	341	0.630	0.630	0.630	0.630	0.630	10	40			0.000	0.000	0.000	0.105	-	-	0.348	0.356	0.322	0.339	0.339	25	300			0.096				
10.000	0.215	0.215	0.150	0.215	0.215	78	283	0.364	0.393	0.360	0.393	0.393	50	-		0.000	0.000	0.000	0.261	-	7	0.000	0.000	0.000		0.447	-	-			0.100				
11.000	0.000	0.000	0.000	0.023	-	172	0.000	0.000	0.000		0.141	-	43			0.000	0.000	0.000	1.02	-	-	0.000	0.000	0.000		1.12	-	-			0.110				
12.000	0.000	0.000	0.000	0.001	-	-	0.000	0.000	0.000		0.032	-	-			0.000	0.000	0.000	2.00	-	-	0.000	0.000	0.000		2.02	-	-			0.120				
13.000	0.000	0.000	0.000	0.001	-	-	0.000	0.000	0.000		0.005	-	-			0.000	0.000	0.000	3.00	-	-	0.000	0.000	0.000		3.00	-	-			0.130				
14.000	0.000	0.000	0.000	0.001	-	-	0.000	0.000	0.000		0.001	-	-			0.000	0.000	0.000	4.00	-	-	0.000	0.000	0.000		4.00	-	-			0.140				
15.000	0.000	0.000	0.000	0.001	-	-	0.000	0.000	0.000		0.001	-	-			0.000	0.000	0.000	5.00	-	-	0.000	0.000	0.000		5.00	-	-			0.150				
Totals:					78	837						60	83	0	0						78	40						25	380	0	0				
Number of Trades:					13						11						0						0.00						5						0

Lending Products	Underlying Title	Multilateral Transactions[1]					Bilateral Transactions[2]		Stock Borrowing through OTC (volume)[3]
		Open Interest[5]	Volume(Offered)	Average Weighted	Transactions volume	Average Weighted	Transactions Volume	Average Weighted	Transactions Volume
ADMIEBOR	ADMIE (IPTO) HOLDING S.A. (CR)	---	---	---	---	---	---	88,452	
AEGNBOR	AEGEAN AIRLINES (CR)	3,949	---	---	---	---	---	26,619	
ALPHABOR	ALPHA SERVICES HOLD (CR)	---	---	---	---	---	---	81,455,725	
ALMYBOR	ALUMIL (CR)	---	---	---	---	---	---	---	
TATTBOR	ATTICA BANK S.A. (CR)	7,050	---	---	---	---	---	370	
EEEBOR	CC HBC AG (CR)	3,988	---	---	---	---	---	70,546	
CENERBOR	CENERGY HOLDINGS (CB)	---	---	---	---	---	---	---	
ELLAKTORBOR	ELLAKTOR (CR)	---	---	---	---	---	---	6,870	
EUROBBOR	EUROBANK HOLDINGS (CR)	76,000	---	---	---	---	---	54,496,811	
EYDAPBOR	EYDAP S.A. (CR)	1,800	---	---	---	---	---	232,781	
FFGRPBOR	FOLLI FOLLIE (CR)	---	---	---	---	---	---	900,530	
FOYRKBOR	FOURLIS (CR)	---	---	---	---	---	---	48,250	
GEKTERNABOR	GEK TERNA (CR)	---	---	---	---	---	---	1,293	
SARBOR	GR. SARANTIS S.A. (CR)	---	---	---	---	---	---	11,390	
EXAEBOR	HELLENIC EXCHANGES-A.S.E. (CR)	3,000	---	---	---	---	---	152,047	
ELPEBOR	HELLENIC PETROLEUM (CR)	---	---	---	---	---	---	76,971	
INTRKBOR	INTRACOM HOLDINGS (CR)	300	---	---	---	---	---	---	
BELABOR	JUMBO SA (CR)	---	---	---	---	---	---	80,330	
LAMDABOR	LAMDA DEVELOPMENT SA (CR)	---	---	---	---	---	---	27,000	
MIGBOR	MARFIN INVESTMENT GROUP (CR)	---	---	---	---	---	---	794,474	
MOHBOR	MOTOR OIL (CR)	1,500	---	---	---	---	---	294,072	
MYTILBOR	MYTILINEOS (CR)	6,000	---	---	---	---	---	44,096	
ETEBOR	NATIONAL BANK (CR)	---	---	---	---	---	---	6,673,463	
OPAPBOR	OPAP (CR)	3,000	---	---	---	---	---	1,368,453	
HTOBOR	OTE (CR)	3,000	---	---	---	---	---	1,446,615	
PPABOR	P.P.A. S.A. (CR)	544	---	---	---	---	---	10,401	
TPEIRBOR	PIRAEUS FINANCIAL HOLD (CR)	---	---	---	---	---	---	4,256,426	
PLAISBOR	PLAISIO COMPUTERS SA (CR)	---	---	---	---	---	---	4,000	
PPCBOR	PPC (CR)	3,000	---	---	---	---	---	1,609,147	
QUALBOR	QUALITY & RELIABILITY SA (CR)	---	---	---	---	---	---	---	
TENERGYBOR	TERNA ENERGY (CR)	4,117	---	---	---	---	---	29,069	

## Stock Lending Notes

[1] - Multilateral contracts Lending or Borrowing as per Methods 8-1, 8-2 and 8-3-3 (According to ATHEX BoD Resolution No.17)

[2] - Bilateral Contracts Lending or Borrowing as per Methods 8-3-1 and 8-3-2 (According to ATHEX BoD Resolution No.20 )

[3] - The information concerning OTC Stock Borrowing Transactions is based on the statements of the Dematerialised Securities System (DSS) operators involved and refers to volumes that have been registered up until the previous working day.

[4] - Average Price (Volume weighted)

[5] - The Data concerning Open Interest before the start of trading session

Lending Products	Underlying Title	Open Interest[5]	Multilateral Transactions[1]				Bilateral Transactions[2]		Stock Borrowing through OTC (volume)[3]	
			Volume(Offered)	Average Weighted	Transactions volume	Average Weighted	Transactions Volume	Average Weighted	Transactions Volume	
TITCBOR	TITAN CEMENT (CB)	---	---	---	---	---	---	---	243,284	
VIOBOR	VIOHALCO SA/IV (CB)	447	---	---	---	---	---	---	---	

## Stock Lending Notes

[1] - Multilateral contracts Lending or Borrowing as per Methods 8-1, 8-2 and 8-3-3 (According to ATHEX BoD Resolution No.17)

[2] - Bilateral Contracts Lending or Borrowing as per Methods 8-3-1 and 8-3-2 (According to ATHEX BoD Resolution No.20 )

[3] - The information concerning OTC Stock Borrowing Transactions is based on the statements of the Dematerialised Securities System (DSS) operators involved and refers to volumes that have been registered up until the previous working day.

[4] - Average Price (Volume weighted)

[5] - The Data concerning Open Interest before the start of trading session

## Sectors codification for listed companies

12003-	ETF	10101010	Computer Services
10101015	Software	10102030	Computer Hardware
15101010	Telecommunications Equipment	15102015	Telecommunications Services
20101010	Health Care Facilities	20101025	Health Care Services
20102010	Medical Equipment	20103015	Pharmaceuticals
30101010	Banks	30202000	Diversified Financial Services
30202010	Asset Managers & Custodians	30202015	Investment Services
30302010	Full Line Insurance	30302015	Insurance Brokers
30302025	Property and Casualty Insurance	35101010	Real Estate Holding and Development
35101015	Real Estate Services	35102000	Diversified REITs
35102030	Office REITs	40201040	Rental & Leasing Services: Consumer
40202010	Home Construction	40202015	Household Furnishings
40202020	Household Appliance	40203040	Electronic Entertainment
40203045	Toys	40204020	Clothing & Accessories
40301010	Entertainment	40301030	Publishing
40301035	Radio & TV Broadcasters	40401010	Diversified Retailers
40401020	Apparel Retailers	40401025	Home Improvement Retailers
40401030	Specialty Retailers	40501010	Airlines
40501015	Travel & Tourism	40501020	Casinos & Gambling
40501025	Hotels & Motels	45101015	Distillers & Vintners
45101020	Soft Drinks	45102010	Farming Fishing Ranching & Plantations
45102020	Food Products	45103010	Tobacco
45201010	Food Retailers & Wholesalers	45201020	Personal Products
50101010	Construction	50101030	Cement
50101035	Building Materials: Other	50202010	Electrical Components
50203000	Diversified Industrials	50203015	Plastics
50203030	Containers & Packaging	50204000	Machinery: Industrial
50204020	Machinery: Construction & Handling	50205010	Industrial Suppliers
50205020	Back Office Support HR & Consulting	50205030	Forms & Bulk Printing Services
50206015	Commercial Vehicles & Parts	50206030	Marine Transportation
50206060	Transportation Services	55101000	Diversified Materials
55101020	Textile Products	55102000	General Mining
55102010	Iron & Steel	55102015	Metal Fabricating
55102035	Aluminum	60101000	Integrated Oil & Gas
60101020	Oil Refining and Marketing	65101010	Alternative Electricity
65101015	Conventional Electricity	65102030	Water



**ATHEX**  
Athens Stock Exchange

Λεωφ. Αθηνών 110 104 42 Αθήνα  
110, Athinon Ave. GR 104 42 Athens  
tel. (+30)210-33.66.800, fax (+30)210-33.66.101  
[www.athexgroup.gr](http://www.athexgroup.gr)