

21

Ημερήσιο Δελτίο
Συναλλακτικής Δραστηριότητας

Daily Official List
of Trading Activity

Monday, 6 September, 2021
Year: 142 Trading Day No: 167



ATHEXGROUP
Athens Exchange Group

Disclaimer:

Hellenic Exchanges-Athens Stock Exchange S.A endeavours to ensure that the data and other material ("Information") presented on the Daily Official List are accurate and complete, but it is not liable for any errors or omissions of data or /and for the accuracy, credibility, updating and completeness of the aforesaid information nor it has any liability arising directly or indirectly from the use of the above Information.

The Company is not liable for the accuracy of the data included in listed companies' announcements. Only the sender of such an announcement is fully and solely liable for any infringement of third party's rights from the content of such announcement. All contents of the Daily Official List are provided only for information purposes and do not constitute investment advice or solicitation to invest in securities or other products listed for trading on the Exchange.

You acknowledge and agree that the Company is the owner of any property rights related to any Information appearing on the Daily Official List including intellectual property rights copyright, trademarks, etc.

The above data are a property of the Hellenic Exchanges-Athens Exchange and are copyright protected. Users are forbidden to reproduce, modify, copy, sale, transmit or redistribute, by all reproduction means and methods, part or the whole of the above data, without reference to their source.

The commercial exploitation of these data is, also, forbidden by third parties. Hellenic Exchanges-Athens Exchange does not carry any responsibility, direct or indirect, derived from usage or accidental alteration of the above data when used by third parties.

Hellenic Exchanges – Athens Stock Exchange S.A.

110 Athinon Ave., 10442 Athens, Tel: (210) 33.66.800, Fax: (210) 32.13.938

www.athexgroup.gr

Thessalonica Stock Exchange Center (T.S.E.C)

16-18 Katouni Str., Thessalonica 546 25 Tel: (2310) 567.667, Fax: (2310) 530.545

Athex Members Guarantee Fund

14-16 Fidiou Str., Athens 106 78, Tel: (210) 33.04.682, Fax: (210) 33.04.155

Hellenic Republic Capital Market Commission

1 Kolokotroni Str. & 1 Stadiou Str., Athens 10562 Tel: (210) 33.77.100 Fax: (210) 33.77.173

Table of Contents

Section 1: Statistical Figures of Securities, Derivatives and Lending

Summary of Markets

Athex Indices

Analytic Figures for Athex Market's Boards and Categories

Trading Details by Athex Sectors and Financial Instruments (ETFs)

Top 10 best & worst performing Shares

Derivatives Summary

Section 2: Analytic Figures of Shares Transactions

Analytic Figures of Shares Transactions

Shares' Notes

Section 3: Figures of Securities Transactions

Securities Blocks Details

Shares Rights Details

Stock Borrowing

Forced Sales Details

Forced Sales Registered Shares

Exchange Traded Funds (ETFs) Characteristics

Section 5: Bonds traded in Fixed Income Assets Market

Convertible Corporate Bonds - Regulated Market

Non Convertible Corporate Bonds - Regulated Market

Government Bonds

Treasury Bills & Zero Coupon Government Bonds

Government Bonds Traded with the Open Outcry Method

State Banks Bonds

Section 6: Additional Infos

Athex & ATHEXClear Members List

List of Stocks under Market Making operations

Section 7: Derivatives Market Analytic Figures

Index Futures

Stock Futures

Index Options

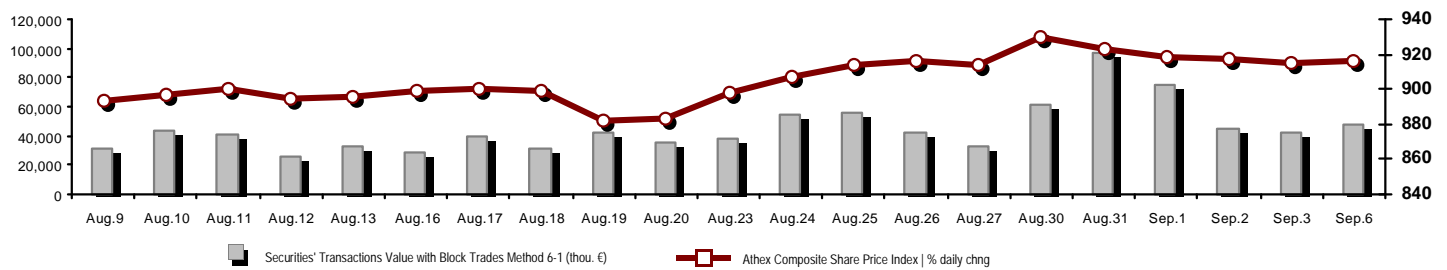
Stock Options

Stock Lending Analytic Figures

Appendix A: Sectors codification for listed companies

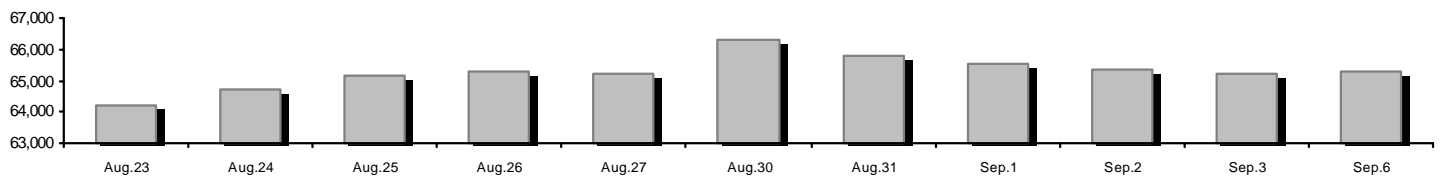
Summary of Markets

Athex Composite Share Price Index vs Shares and Derivatives Transactions Value

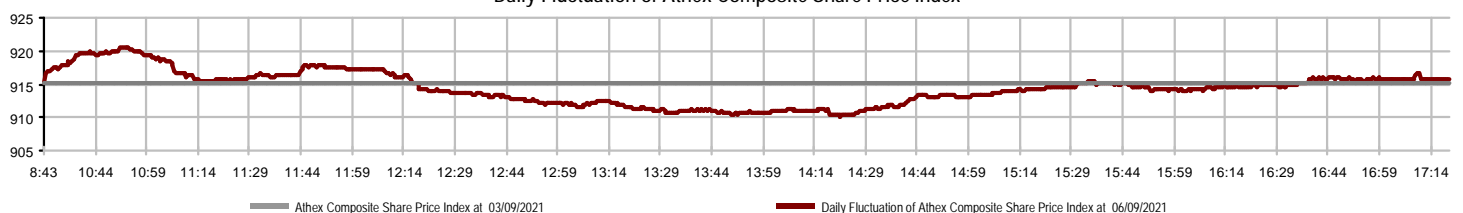


Athex Capitalisation (mill. €) **: 65,299.01	Derivatives Total Open Interest: 614,945
Daily change: mill. € %: 54.03 0.08%	in Index Futures % daily chng: 5,191 0.04%
Yearly Avg Capitalisation: mill. € % chng prev year Avg: 59,115.99 24.74%	in Stock Futures % daily chng: 606,353 -0.35%
Athex Composite Share Price Index % daily chng: 915.62 0.06%	in Index Options % daily chng: 1,610 0.00%
Athex Composite Share Price Index Capitalisation (mill. €): 59,349.26	in Stock Options % daily chng: 1,791 5.73%
Daily change (mill. €): 46.01	
Securities' Transactions Value with Block Trades Method 6-1 (t): 48,157.59	Derivatives Contracts Volume: 11,362
Daily change: %: 6,468.89 15.52%	Daily change: pieces %: -3,316 -22.59%
YTD Avg Trans. Value: thou. € % chng prev year Avg: 73,074.72 14.11%	YTD Avg Derivatives Contracts % chng prev year Avg: 55,136 37.63%
Blocks Transactions Value of Method 6-1 (thou. €): 16,138.31	Derivatives Trades Number: 1,118
Blocks Transactions Value of Method 6-2 & 6-3 (thou. €): 30.38	Daily change: number %: -73 -6.13%
Bonds Transactions Value (thou.€): 778.92	YTD Avg Trades number % chng prev year Avg: 2,305 -13.16%
Securities' Transactions Volume with Block Trades Method 6-1 (th): 21,766.90	Lending Total Open Interest: 281,889
Daily change: thou. pieces %: -295.73 -1.34%	Daily change: pieces %: 156,811 125.37%
YTD Avg Volume: % chng prev year Avg: 39,145.31 -4.73%	Lending Volume (Multilateral/Bilateral): 4,117
Blocks Transactions Volume of Method 6-1 (thou. Pieces): 6,787.98	Daily change: pieces %: -152,694
Blocks Transactions Volume of Method 6-2 & 6-3 (thou. Pieces): 2.13	Multilateral Lending: 4,117
Bonds Transactions Volume: 774,000	Bilateral Lending: 0
Securities' Trades Number with Block Trades Method 6-1: 20,353	Lending Trades Number: 5
Daily change: number %: -2,352 -10.36%	Daily change: %: -6
YTD Avg Trades number % chng prev year Avg: 31,806 -2.54%	Multilateral Lending Trades Number: 5
Number of Blocks Method 6-1: 40	Bilateral Lending Trades Number: 0
Number of Blocks Method 6-2 & 6-3: 2	
Number of Bonds Transactions: 58	

Athex Capitalisation (mill. €) **



Daily Fluctuation of Athex Composite Share Price Index



Athex Indices

Index name	06/09/2021	03/09/2021	pts.	%	Min	Max	Year min	Year max	Year change
Athex Composite Share Price Index	915.62 #	915.05	0.57	0.06%	910.21	920.61	726.02	931.94	13.18% #
Athex ESG Index	1,037.94 #	1,035.78	2.16	0.21%	1,030.24	1,041.72	986.45	1,050.47	--- -
FTSE/Athex Large Cap	2,204.16 #	2,200.59	3.57	0.16%	2,188.17	2,212.59	1,718.82	2,259.27	13.93% #
FTSE/Athex Mid Cap Index	1,507.33 €	1,516.17	-8.84	-0.58%	1,501.31	1,527.69	1,026.21	1,532.23	36.12% #
FTSE/ATHEX-CSE Banking Index	434.84 #	433.12	1.72	0.40%	430.76	436.79	306.88	483.96	10.70% #
FTSE/ATHEX High Dividend Yield Index	3,086.08 €	3,089.93	-3.85	-0.12%	3,063.56	3,102.00	2,542.41	3,169.38	14.13% #
FTSE/ATHEX Global Traders Index Plus	2,519.23 €	2,526.07	-6.84	-0.27%	2,509.83	2,543.67	1,943.84	2,565.79	19.89% #
FTSE/ATHEX Mid & Small Cap Factor-Weighted Ind	4,261.07 €	4,272.88	-11.81	-0.28%	4,240.02	4,288.88	2,996.13	4,351.02	36.39% #
ATHEX Select Index Plus	3,471.89 €	3,499.56	-27.67	-0.79%	3,465.27	3,510.68	2,805.20	3,565.24	12.70% #
ATHEX Select Index	4,591.85 €	4,600.42	-8.57	-0.19%	4,556.70	4,652.72	2,785.00	4,672.97	51.66% #
FTSE/Athex Market Index	547.26 #	546.66	0.60	0.11%	543.89	549.76	424.25	554.77	15.55% #
FTSE Med Index	5,525.07 #	5,520.96	4.11	0.07%			4,489.55	5,568.53	21.82% #
Athex Composite Index Total Return Index	1,564.90 #	1,562.99	1.91	0.12%	1,555.64	1,573.42	1,220.96	1,591.84	15.02% #
FTSE/Athex Large Cap Total Return	3,412.69 #	3,407.17	5.52	0.16%			2,707.58	3,444.74	14.93% #
FTSE/Athex Mid Cap Total Return	1,933.50 €	1,944.83	-11.33	-0.58%			1,313.08	1,949.62	39.10% #
FTSE/ATHEX-CSE Banking Total Return Index	374.40 #	372.92	1.48	0.40%			283.07	421.45	8.81% #
Hellenic Mid & Small Cap Index	1,407.99 €	1,413.35	-5.36	-0.38%	1,402.03	1,421.38	1,110.37	1,442.42	17.09% #
FTSE/Athex Banks	574.52 #	572.26	2.26	0.39%	569.13	577.10	405.46	639.42	10.70% #
FTSE/Athex Insurance	2,029.03 €	2,042.65	-13.62	-0.67%	2,018.28	2,070.92	1,885.00	2,192.44	6.26% #
FTSE/Athex Financial Services	782.11 €	792.21	-10.10	-1.27%	770.78	794.90	679.98	843.74	2.38% #
FTSE/Athex Industrial Goods & Services	3,949.94 #	3,948.22	1.72	0.04%	3,930.79	3,975.14	2,762.19	3,996.37	34.67% #
FTSE/Athex Retail	54.70 €	55.35	-0.65	-1.17%	54.70	55.87	46.54	58.68	10.35% #
FTSE/ATHEX Real Estate	5,496.33 €	5,554.84	-58.51	-1.05%	5,496.33	5,598.70	4,187.35	5,770.64	13.91% #
FTSE/Athex Consumer Goods & Services	7,398.19 €	7,417.82	-19.63	-0.26%	7,356.90	7,431.59	6,939.31	9,231.17	-4.93% €
FTSE/Athex Food & Beverage	11,400.47 €	11,447.99	-47.52	-0.42%	11,400.47	11,536.30	9,045.03	12,311.96	15.33% #
FTSE/Athex Basic Resources	7,469.04 €	7,520.81	-51.77	-0.69%	7,417.74	7,562.23	5,233.31	8,597.84	21.37% #
FTSE/Athex Construction & Materials	3,315.05 €	3,316.91	-1.86	-0.06%	3,295.78	3,332.49	2,565.75	3,422.77	20.06% #
FTSE/Athex Energy	3,379.17 #	3,376.72	2.45	0.07%	3,335.26	3,428.76	2,835.10	3,724.35	13.98% #
FTSE/Athex Travel & Leisure	2,085.05 €	2,087.34	-2.29	-0.11%	2,054.27	2,087.34	1,540.34	2,174.23	20.35% #
FTSE/Athex Technology	1,751.09 #	1,735.77	15.32	0.88%	1,735.77	1,761.45	1,043.00	1,768.24	60.31% #
FTSE/Athex Telecommunications	4,536.30 #	4,476.34	59.96	1.34%	4,444.89	4,536.30	3,294.37	4,734.07	24.47% #
FTSE/Athex Utilities	5,289.83 #	5,289.67	0.16	0.00%	5,262.27	5,348.95	4,264.97	5,410.79	14.93% #
FTSE/Athex Personal Products	8,712.45 #	8,628.88	83.57	0.97%	8,628.88	8,768.90	8,270.74	9,116.06	-3.66% €
Athex All Share Index	229.11 #	228.93	0.18	0.08%	229.11	229.11	175.88	232.71	22.16% #
Hellenic Corporate Bond Index	127.80 #	127.79	0.01	0.01%			122.29	127.86	4.71% #
Hellenic Corporate Bond Price Index	96.28 -	96.28	0.00	0.00%			93.98	96.40	2.60% #

Note 1: FTSE/Med 100, Hellenic Corporate Bond Price Index and Hellenic Corporate Bond Index closing prices refer to the previous trading day of 02/09/2021.

Note 2: The Hellenic Mid & Small Cap Index is a Customized index calculated by the Athens Exchange.

Analytic Figures for Athex Market's Boards and Categories

	Total Traded Securities	Main Market	Surveillance	Exchange Traded Funds (ETFs)
Totals	128	114	13	1
Gain / Lose / Same:	39 / 70 / 19	36 / 66 / 12	3 / 3 / 7	0 / 1 / 0
Athex Capitalisation (mill. €) **	65,299.01	65,015.07	283.93	
Daily Average Trans/ons Value(thou.€)	73,074.72	72,892.71	221.11	21.65
Transactions Value	48,187.96	47,952.69	234.49	0.78
Main Board:	32,019.27	31,784.01	234.49	0.78
Blocks Board 6_2_3:	16,168.69	16,168.69	0.00	0.00
Forced Sales Board:	0.00	0.00	0.00	0.00
Special Terms Board:	0.00	0.00	0.00	0.00
Daily Average Transactions Volume	39,145,315	37,962,726	1,215,687	1,045
Transactions Volume	21,769,026	21,122,781	646,210	35
Main Board:	14,978,921	14,332,676	646,210	35
Blocks Board 6_2_3:	6,790,105	6,790,105	0	0
Forced Sales Board:	0	0	0	0
Special Terms Board:	0	0	0	0
Daily Average Number of Trades	31,806	31,528	275	3
Number of Trades	20,355	20,067	286	2
Main Board:	20,313	20,025	286	2
Blocks Board 6_2_3:	42	42	0	0
Forced Sales Board:	0	0	0	0
Special Terms Board:	0	0	0	0

Trading Details by Athex Sectors and Financial Instruments (ETFs)

Code	Sectors	Gain / Lose / Same	Number of Trades	Transactions Volume	Transactions Value	% of Total Trans. Value
3010	- Banks	4 / 2 / 0	6,530	12,791,452	15,461,351.93	32.09%
5510	- Basic Resources	7 / 7 / 1	730	308,690	684,403.75	1.42%
5010	- Construction & Materials	5 / 6 / 2	1,448	917,675	1,372,788.84	2.85%
4020	- Consumer Products & Services	3 / 2 / 3	629	197,771	1,075,945.14	2.23%
6010	- Energy	1 / 3 / 0	1,162	140,810	1,650,121.80	3.42%
12000	- Financial Instruments	0 / 1 / 0	2	35	778.00	0.00%
3020	- Financial Services	0 / 3 / 0	244	549,596	120,635.03	0.25%
4510	- Food Beverage & Tobacco	1 / 3 / 3	120	16,973	147,268.13	0.31%
2010	- Health Care	0 / 2 / 1	40	7,749	13,546.72	0.03%
5020	- Industrial Goods & Service	6 / 10 / 5	2,561	687,238	3,949,707.54	8.20%
3030	- Insurance	0 / 2 / 0	63	12,482	59,803.30	0.12%
4030	- Media	0 / 1 / 1	13	12,355	5,776.80	0.01%
4520	- Personal Care, Drug & Grocery Stores	1 / 2 / 0	222	107,452	281,702.80	0.58%
3510	- Real Estate	1 / 6 / 1	779	128,173	839,757.84	1.74%
4040	- Retail	0 / 7 / 0	538	178,807	625,597.14	1.30%
1010	- Technology	4 / 6 / 0	1,168	4,269,288	14,182,842.69	29.43%
1510	- Telecommunications	2 / 1 / 0	1,672	566,195	3,621,730.09	7.52%
4050	- Travel & Leisure	1 / 4 / 2	712	474,895	1,088,785.12	2.26%
6510	- Utilities	3 / 2 / 0	1,722	401,390	3,005,419.24	6.24%

Top 10 best & worst performing Shares

Main Market

With positive Price change	Closing price	change	With negative Price change	Closing price	change
PROFILE SA (CR)	6.4	3.90% #	ATTICA BANK S.A. (CR)	0.115	-9.45% €
IDEAL GROUP SA (CR)	3.53	3.22% #	NAKAS MUSIC	2.16	-5.26% €
ATTICA HOLDINGS (CR)	1.105	2.79% #	INTERWOOD-XYLEMPORIA (CR)	0.318	-4.79% €
DOMIKI KRITIS SA (CR)	0.78	2.63% #	KORDELLOS BROS SA (CR)	0.476	-4.03% €
SPACE HELLAS SA (CR)	9.8	2.30% #	UNIBIOS (CR)	0.624	-4.00% €
EPSILON NET (CR)	12.8	1.99% #	PLAISIO COMPUTERS SA (CR)	4.5	-3.85% €
IKTINOS HELLAS SA (CR)	0.874	1.98% #	ADMIE (IPTO) HOLDING S.A. (CR)	2.56	-3.03% €
ELTON SA (CR)	1.97	1.55% #	GEN. COMMERCIAL & IND.SA (CR)	1.34	-2.90% €
HELLENIC PETROLEUM (CR)	6	1.52% #	INTRACOM HOLDINGS (CR)	2.25	-2.60% €
NATIONAL BANK (CR)	2.639	1.50% #	AVAX S.A. (CR)	1.2	-2.44% €
With the highest Transactions Value	Value (thou. €)	change	With the highest Transactions Volume	Volume	change
IDEAL GROUP SA (CR)	12,973.29	3.22% #	ALPHA SERVICES HOLD (CR)	5,319,387	0.26% #
ALPHA SERVICES HOLD (CR)	6,205.10	0.26% #	IDEAL GROUP SA (CR)	4,048,156	3.22% #
PIRAEUS FINANCIAL HOLD (CR)	3,864.53	-0.58% €	PIRAEUS FINANCIAL HOLD (CR)	2,785,191	-0.58% €
NATIONAL BANK (CR)	3,353.46	1.50% #	EUROBANK HOLDINGS (CR)	2,077,329	0.24% #
MYTILINEOS (CR)	2,897.93	0.12% #	ATTICA BANK S.A. (CR)	1,320,275	-9.45% €
OTE (CR)	2,694.14	1.45% #	NATIONAL BANK (CR)	1,282,129	1.50% #
PPC (CR)	1,863.61	0.90% #	MARFIN INVESTMENT GROUP (CR)	523,017	-1.44% €
EUROBANK HOLDINGS (CR)	1,761.61	0.24% #	INTRACOM HOLDINGS (CR)	393,108	-2.60% €
MOTOR OIL (CR)	1,507.79	-0.59% €	IKTINOS HELLAS SA (CR)	273,951	1.98% #
INTRACOM HOLDINGS (CR)	885.08	-2.60% €	ELLAKTOR (CR)	268,558	-0.27% €

Note: Stocks that are not included in the "Under Supervision" category, and the transactions value is more than 10,000 €.

Derivatives Summary

	Number of Trades	Volume	Open Interest
Index Futures	115	402	5,191
FTSE/Athex Banks	2	4	6
FTSE/Athex Large Cap	113	398	5,185
Stock Futures	982	10,723	606,353
ADMIE (IPTO) HOLDING S.A. (CR)	22	164	9,497
ALPHA SERVICES HOLD (CR)	63	1,426	56,780
ATTICA BANK S.A. (CR)	5	14	153
CC HBC AG (CR)	1	2	260
CENERGY HOLDINGS (CB)	10	24	10,748
ELLAKTOR (CR)	118	1,352	9,162
EUROBANK HOLDINGS (CR)	57	1,519	47,468
EYDAP S.A. (CR)	25	61	901
FOURLIS (CR)	11	35	2,940
GEK TERNA (CR)	24	103	9,579
HELLENIC EXCHANGES-A.S.E. (CR)	5	27	1,567
HELLENIC PETROLEUM (CR)	12	26	2,471
INTRACOM HOLDINGS (CR)	107	483	4,538
JUMBO SA (CR)	18	58	2,740
LAMDA DEVELOPMENT SA (CR)	33	101	5,843
MARFIN INVESTMENT GROUP (CR)	3	21	26,259
MOTOR OIL (CR)	49	176	3,114
MYTILINEOS (CR)	46	168	5,944
NATIONAL BANK (CR)	174	2,389	36,752
OPAP (CR)	20	53	1,650
OTE (CR)	38	111	2,888
P.P.A. S.A. (CR)	2	10	382
PIRAEUS FINANCIAL HOLD (CR)	33	1,769	337,085
PPC (CR)	90	602	15,343
TERNA ENERGY (CR)	3	6	2,716
TITAN CEMENT (CB)	3	5	1,111
VIOHALCO SA/NV (CB)	10	18	8,462
Index Options	14	204	1,610
FTSE/Athex Large Cap	14	204	1,610
Stock Options	7	33	1,791
ALPHA SERVICES HOLD (CR)	0	0	150
NATIONAL BANK (CR)	1	3	305
OPAP (CR)	0	0	35
OTE (CR)	0	0	31
PIRAEUS FINANCIAL HOLD (CR)	0	0	0
PPC (CR)	6	30	1,270
Total Derivatives Traded	1,118	11,362	614,945

Number of Outstanding Securities	Nominal Value	Dividends [1] 2018 2019 2020	Date of Last Coupon Dividend [2] Right	Note	Shares	Closing price	% change	Previous closing price/date	Open price	Price min	Price max	Last price	Avg price	Last Bid [7]	Last Ask [7]	P/E after tax	Year	Volume	Trades	Transactions Value[8]	Company Mkt Value (thou. €)	Year low	Year high	Sector[4]
245,000	1.00	---	---	---	19/07/2010 11/12/2012 5194 TRIA ALFA SA (PR)	3.3	---	3.3 03/09/2021	---	---	---	---	---	200@2.70	498@3.30	---	2020	---	---	---	5,940.70	1.41	3.96	55101020

Suspension Status

5,867,311	0.300	---	---	---	11/08/2010 28/04/2017 5243 DIONIC (CR)	0.11	---	0.11 30/06/2020	---	---	---	---	---	---	---	---	---	---	---	---	645.40	0.11	0.11	50205010
66,948,210	0.300	---	---	---	22/09/2015 22/09/2015 5179 FOLLI FOLLIE (CR)	4.8	---	4.8 24/05/2018	---	---	---	---	---	---	---	---	---	---	---	---	321,351.41	4.8	4.8	40401030
12,417,000	0.310	0.0205	---	---	27/08/2019 28/08/2017 5233 MLS MULTIMEDIA SA (CR)	0.57	---	0.57 12/05/2020	---	---	---	---	---	---	---	---	---	---	---	---	7,077.69	0.57	0.57	10101015
33,301,715	0.320	---	---	---	27/06/2003 08/07/2009 5241 AEGEK (CR)	0.035	---	0.035 25/06/2020	---	---	---	---	---	---	---	---	---	---	---	---	1,165.56	0.035	0.035	50101010
31,543,600	0.420	---	---	---	19/07/2010 19/12/2018 5205 RETHYMNON MEAT (CR)	1.09	---	1.085 # 30/04/2019	---	---	---	---	---	---	---	---	---	---	---	---	34,382.52	1.085	1.09	45102020
77,126,446	0.340	---	---	---	23/05/2005 18/08/2011 5206 G.E. DIMITRIOU (CR)	0.0125	---	0.0125 30/04/2019	---	---	---	---	---	---	---	---	---	---	---	---	964.08	0.0125	0.0125	40202020
7,085,888	1.59	---	---	---	02/07/1996 06/09/2010 5216 ELVIEMEK (CR)	2.6	---	2.6 30/09/2019	---	---	---	---	---	---	---	---	---	---	---	---	18,423.31	2.6	2.6	35101010
25,179,640	0.600	---	---	---	08/08/1994 19/09/2000 5191 J.BOUTARIS & SON (CR)	0.026	---	0.026 01/10/2018	---	---	---	---	---	---	---	---	---	---	---	---	742.45	0.026	0.026	45101015
1,540,000	0.600	---	---	---	08/08/1994 19/09/2000 5192 J.BOUTARIS & SON (PR)	0.057	---	0.057 01/10/2018	---	---	---	---	---	---	---	---	---	---	---	---	742.45	0.057	0.057	45101015

Shares' Notes

Code	Note text
()	- Adjusted dividends.
*	- Last adjusted closing price.
[1]	- Net dividends.
[2]	- The "Date of Last Coupon" for New listings refers to the date company's stocks started to trade in Athex
[3]	- The Company Market Value is referred to the number of outstanding shares
[4]	- Sectors codification can be found in Appendix A
[5]	- The Market Value refers to the total number of shares listed (including their several classes) in the exchange by the company.
[6]	- P/E greater than 100
[7]	- Last view of the Order Book before the end of the trading session
[8]	- All Blocks Methods' Transactions Value are included.
4750	- Transfer to the Under Surveillance Category from 8/4/2011.
4887	- Transfer to the Surveillance Category as of 10/4/2012.
4912	- Transfer to the Surveillance Category as of 31/7/2012.
4955	- Transfer to the Surveillance Category as from 5/4/2013.
4957	- Transfer to the Surveillance Category as from 5/4/2013.
4958	- Transfer to the Surveillance Category as from 5/4/2013.
4959	- Transfer to the Surveillance Category as from 5/4/2013.
5093	- Transfer to the Surveillance Category as of 8/4/2015.
5112	- Transfer to the Surveillance Category as of 15/04/2016.
5115	- Transfer to the Surveillance Category as of 15/04/2016.
5141	- Transfer to the Surveillance Category as of 10/05/2017.
5160	- Transfer to the Surveillance Category as of 15/04/2016.
5162	- Transfer to the Under Supervision Category as of 21/12/2009.
5165	- Transfer to the Surveillance Category as of 15/02/2018.
5178	- Transfer to the Surveillance Category as of 11/05/2018.
5179	- Suspension of trading as of 25/05/2018.
5191	- Suspension of trading as of 02/10/2018.
5192	- Suspension of trading as of 02/10/2018.
5193	- Transfer to the Surveillance Category as of 25/10/2018.
5194	- Transfer to the Surveillance Category as of 25/10/2018.
5197	- Transfer to the Surveillance Category as of 07/11/2018.
5205	- Suspension of trading as of 02/05/2019.
5206	- Suspension of trading as of 02/05/2019.
5216	- Suspension of trading as of 01/10/2019.
5232	- Transfer to the Under Surveillance Category from 08/04/2011.
5233	- Suspension of trading as of 13/05/2020.
5241	- Suspension of trading as of 26/06/2020.
5243	- Suspension of trading as of 01/07/2020.
5245	- Transfer to the Surveillance Category as of 09/07/2020.
5246	- Transfer to the Surveillance Category as of 09/07/2020.
5248	- Transfer to the Surveillance Category as of 06/09/20116.
5253	- Transfer to the Surveillance Category as of 14/5/2021.

Securities Blocks Details

Securities	Block Volume	Price	Block Trade Value	Time of approval	Note
PIRAEUS FINANCIAL HOLD (CR)	500,000	1.40	698,000.00	11:22:03	20
IDEAL GROUP SA (CR)	150,000	3.20	480,000.00	13:59:19	20
IDEAL GROUP SA (CR)	130,000	3.20	416,000.00	14:00:18	20
IDEAL GROUP SA (CR)	120,000	3.20	384,000.00	14:01:14	20
IDEAL GROUP SA (CR)	50,000	3.20	160,000.00	14:02:18	20
IDEAL GROUP SA (CR)	70,000	3.20	224,000.00	14:03:22	20
IDEAL GROUP SA (CR)	300,000	3.20	960,000.00	14:04:15	20
IDEAL GROUP SA (CR)	75,000	3.20	240,000.00	14:05:10	20
IDEAL GROUP SA (CR)	70,000	3.20	224,000.00	14:06:12	20
IDEAL GROUP SA (CR)	30,000	3.20	96,000.00	14:07:11	20
IDEAL GROUP SA (CR)	10,000	3.20	32,000.00	14:08:10	20
IDEAL GROUP SA (CR)	23,750	3.20	76,000.00	14:09:09	20
IDEAL GROUP SA (CR)	90,000	3.20	288,000.00	14:10:07	20
IDEAL GROUP SA (CR)	30,000	3.20	96,000.00	14:10:59	20
IDEAL GROUP SA (CR)	200,000	3.20	640,000.00	14:12:03	20
IDEAL GROUP SA (CR)	50,000	3.20	160,000.00	14:12:48	20
IDEAL GROUP SA (CR)	50,000	3.20	160,000.00	14:18:36	20
IDEAL GROUP SA (CR)	21,000	3.20	67,200.00	14:19:07	20
IDEAL GROUP SA (CR)	79,000	3.20	252,800.00	14:19:46	20
IDEAL GROUP SA (CR)	450,000	3.20	1,440,000.00	14:20:40	20
IDEAL GROUP SA (CR)	150,000	3.20	480,000.00	14:21:21	20
IDEAL GROUP SA (CR)	150,000	3.20	480,000.00	14:22:04	20
IDEAL GROUP SA (CR)	50,000	3.20	160,000.00	14:22:40	20
IDEAL GROUP SA (CR)	100,000	3.20	320,000.00	14:23:19	20
IDEAL GROUP SA (CR)	65,000	3.20	208,000.00	14:24:05	20
IDEAL GROUP SA (CR)	28,000	3.20	89,600.00	14:24:46	20
IDEAL GROUP SA (CR)	18,000	3.20	57,600.00	14:25:19	20
IDEAL GROUP SA (CR)	190,000	3.20	608,000.00	14:25:59	20
IDEAL GROUP SA (CR)	62,500	3.20	200,000.00	14:27:25	20
IDEAL GROUP SA (CR)	250,000	3.20	800,000.00	14:28:03	20
IDEAL GROUP SA (CR)	150,000	3.20	480,000.00	14:29:21	20
IDEAL GROUP SA (CR)	100,000	3.20	320,000.00	14:30:04	20
IDEAL GROUP SA (CR)	80,000	3.20	256,000.00	14:30:42	20
IDEAL GROUP SA (CR)	160,000	3.20	512,000.00	14:31:22	20
IDEAL GROUP SA (CR)	312,500	3.20	1,000,000.00	14:34:28	20
IDEAL GROUP SA (CR)	15,625	3.20	50,000.00	14:36:38	20
IDEAL GROUP SA (CR)	60,000	3.20	192,000.00	14:38:52	20

Blocks Notes

9 - Method 6-1 / Special Fees

10 - Method 6-1 / Special Fees, SDS

14 - Method 6-3 / Settlement, Incomplete Buy and Sell

18 - Method 6-2 / SPOT 1

19 - Method 6-2 / SPOT 2

20 - Method 6-1 and Method 6-1 Same Day Settlement

21 - Other Pre-agreed

Securities Blocks Details

Securities	Block Volume	Price	Block Trade Value	Time of approval	Note
IDEAL GROUP SA (CR)	31,250	3.20	100,000.00	14:39:41	20
TPA SA (CR)	243	27.52	6,687.36	16:29:22	18
TERNA ENERGY (CR)	1,883	12.58	23,688.14	16:51:29	18
IDEAL GROUP SA (CR)	16,000	3.20	51,200.00	17:14:28	20
ALPHA SERVICES HOLD (CR)	2,300,354	1.17	2,679,912.41	17:16:13	20

Blocks Notes

- 9 - Method 6-1 / Special Fees
- 10 - Method 6-1 / Special Fees, SDS
- 14 - Method 6-3 / Settlement, Incomplete Buy and Sell
- 18 - Method 6-2 / SPOT 1
- 19 - Method 6-2 / SPOT 2
- 20 - Method 6-1 and Method 6-1 Same Day Settlement
- 21 - Other Pre-agreed

Shares Rights Details

Occured date	Exercise from	Exercise until	Trading until	Rights	Price min	Price max	Closing price	Last Bid	Last Ask	Volume	Trades	Transactions Value
--------------	---------------	----------------	---------------	---------------	-----------	-----------	---------------	----------	----------	--------	--------	--------------------

No Rights Transactions.

Forced Sales Details

Securities	Category of Security	Transactions Volume	Number of Trades	Transactions Value	Note
------------	----------------------	------------------------	---------------------	-----------------------	------

No Forced Transactions.

Forced Sales Notes

- 1 - Compulsory Public Forced Sales
- 2 - Forced Sales of Fixed Registered Shares
- 3 - Forced Sales of Remaining Fractional Shares

Exchange Traded Funds (ETFs) Characteristics

	Transactions Date (T)	Creation / Redemption	Units (T-1)	New Units (T-1)	Redemption Units (T-1)	Units (T) [1]	Fund Assets [2]	Net Unit Price	Dividend per Unit	Dividend Date
ALPHA ETF FTSE Athex Large Cap	06/09/2021	5,000	882,175	---	---	882,175	19,464,520.00	22.0642	0.71	01/07/2021

ETFs Notes

[1] - Units (T) = Units (T-1) + New Units (T-1) - Redemption Units (T-1)

[2] - The Creation / Redemption Units of T-1 are included.

Non Convertible Corporate Bonds - Regulated Market

Num Listed Bonds	Nominal price	Issue price	Today's Rate	Exp. Date	Duration (years)	Note	Coupon		Trading	Corporate Bonds	Accrued Int.	Yield.T.Mat	Price min	Price max	Closing price	Previous closing price/date	Volume	Transactions Value	Last order		ear min	Year max		
							Common	Preferred											Price	Buy / Sell			Date	
20,148	1,000.00	1,000.00	4.95	26/06/2023	5	---	7	---	1	B&F COMM. & GARM. INDUS. S.A. (Non Convertible)	9.9000	5.5630	---	---	---	97.5000	02/09/2021	---	---	97.3711	B	36/09/2021	92.1501	100.5000
90,000	1,000.00	1,000.00	3.00	11/05/2023	5	---	7	---	1	CORAL A.E. (Non Convertible)	10.0000	1.8160	---	---	---	101.6500	03/09/2021	---	---	101.6200	B	36/09/2021	101.0000	103.7500
120,000	1,000.00	1,000.00	3.95	04/04/2025	7	---	7	---	1	GEK TERNA S.A. (Non Convertible)	17.0069	2.3170	104.4000	104.4000	104.4000	104.4430	02/09/2021	3,000	3,183.02	104.4000	B	36/09/2021	103.3350	105.8000
300,000	1,000.00	1,000.00	2.30	20/07/2028	7	---	1	---	1	PRODEA REIC S.A.(Non Convertible)	3.1944	2.4300	99.1500	99.3500	99.1779	99.1620	03/09/2021	155,000	154,220.81	99.1600	B	36/09/2021	97.0010	99.9400
100,000	1,000.00	1,000.00	2.70	25/05/2026	5	---	1	---	1	COSTAMARE PARTICIPATIONS PLC (Non Convertible)	7.9500	2.3800	101.2000	101.3000	101.2952	100.8180	03/09/2021	210,000	214,389.50	101.1000	B	36/09/2021	100.8000	102.5678
200,000	1,000.00	1,000.00	1.90	23/03/2028	7	---	1	---	1	MOTOR OIL CORINTH REFINERIES SA (Non Convertible)	8.9194	1.9470	99.6000	99.8000	99.6200	99.6000	03/09/2021	50,000	50,255.97	99.6100	B	36/09/2021	98.3121	100.9899
175,000	1,000.00	1,000.00	3.40	26/07/2024	5	---	5	---	1	ATTICA HOLDINGS S.A. (Non Convertible)	4.1556	4.2980	96.5000	97.0000	96.8500	96.6110	03/09/2021	10,000	9,726.56	96.6012	B	36/09/2021	90.0310	99.5000
39,892,816	1.00	1.00	5.00	04/10/2021	5	---	20	---	1	HOUSEMARKET S.A. (Non Convertible)	0.0090	1.4260	---	---	---	100.2500	03/09/2021	---	---	100.2000	B	36/09/2021	100.2500	102.9900
150,000	1,000.00	1,000.00	2.60	22/10/2026	7	---	4	---	1	TERNA ENERGY FINANCE S.A. (Non Convertible)	10.0389	2.4160	100.3000	101.0000	100.3000	100.2000	03/09/2021	24,000	24,406.89	100.3000	B	36/09/2021	99.4000	103.0000
200,000	1,000.00	1,000.00	3.60	12/03/2026	7	---	5	---	1	AEGEAN AIRLINES S.A. (Non Convertible)	18.0000	3.4390	99.1000	99.6500	99.4000	99.2100	03/09/2021	12,000	12,149.60	99.3500	B	36/09/2021	93.1501	102.0000
200,000	1,000.00	1,000.00	2.10	27/10/2027	7	---	2	---	1	O.P.A.P. S.A. (Non Convertible)	7.8167	1.7300	101.9000	102.0000	101.9000	101.8000	03/09/2021	9,000	9,246.35	101.4500	B	36/09/2021	99.3000	102.8500
320,000	1,000.00	1,000.00	3.40	21/07/2027	7	---	3	---	1	LAMDA DEVELOPMENT S.A. (Non Convertible)	4.6278	2.9700	100.9000	102.5500	101.5918	101.8000	03/09/2021	81,000	82,664.18	101.7200	B	36/09/2021	97.8458	103.3500
500,000	1,000.00	1,000.00	2.75	03/07/2027	7	---	3	---	1	GEK TERNA S.A. (Non Convertible)	4.9653	2.8730	98.9000	98.9000	98.9000	98.9000	03/09/2021	220,000	218,672.36	98.8010	B	36/09/2021	97.8574	99.8900

Corporate Bonds Notes

Transactions Volume = (Pieces) * (Nominal Price). Transactions Value = (Pieces) * (Nominal Price) * (price %) + (Accrued interest).

The price of a Bond is stated as a percentage (%) of Bond's Nominal Price.

Nominal Price in Euros (€), except if it is noted differently.

Government Bonds

Number Listed Bonds	Nominal price	Today's Rate	Accrued Interest Calc	Exp. Date [1]	Duration (years)	Note	Coupons Date	Curr. coupon value	Trading Unit	Government Bonds	Price min	Price max	Closing price	Previous closing price/date	Volume	Transactions Value	Price	Last order Buy / Sell	Date
3,000,000	1,000.00	4.38	Actual/Actual	01/08/2022	5	---	01/08	4.38	1	GGB-FXD-010822-05Y-4.375-1.000	---	---	---	---	---	---	---	B	28/11/2018
4,500,000	1,000.00	1.88	Actual/Actual	04/02/2035	15	---	04/02	1.88	1	GGB-FXD-040235-15Y-1.875-1.000	---	---	---	---	---	---	---	---	---
2,500,000	1,000.00	3.45	Actual/Actual	02/04/2024	5	---	02/04	3.45	1	GGB-FXD-020424-05Y-3.450-1.000	---	---	---	---	---	---	---	---	---
6,000,000	1,000.00	0.75	Actual/Actual	18/06/2031	10	---	18/06	0.75	1	GGB-FXD-180631-10Y-0.750-1.000	---	---	---	---	---	---	---	---	---
4,355,990,324	1.00	3.50	Actual/Actual	30/01/2023	5	---	01/02 - 31/01	3.50	1	GGB-FXD-300123-05Y-3.500-1.000	---	---	---	94.5720 13/07/2018	---	---	1.0000	B	28/11/2018
5,962,747,327	1.00	3.75	Actual/Actual	30/01/2028	10	---	/02 - 01/02 - 31/	3.75	1	GGB-FXD-300128-10Y-3.750-1.000	---	---	---	85.4610 13/07/2018	---	---	1.0000	B	28/11/2018
6,091,218,404	1.00	3.90	Actual/Actual	30/01/2033	15	---	/02 - 01/02 - 31/	3.90	1	GGB-FXD-300133-15Y-3.900-1.000	---	---	---	78.6730 13/07/2018	---	---	1.0000	B	28/11/2018
4,805,399,486	1.00	4.00	Actual/Actual	30/01/2037	19	---	/02 - 01/02 - 31/	4.00	1	GGB-FXD-300137-19Y-4.000-1.000	---	---	---	77.0370 13/07/2018	---	---	1.0000	B	28/11/2018
4,603,713,186	1.00	4.20	Actual/Actual	30/01/2042	24	---	/02 - 01/02 - 31/	4.20	1	GGB-FXD-300142-24Y-4.200-1.000	---	---	---	77.7640 13/07/2018	---	---	1.0000	B	28/11/2018
550,418,123	1.00	4.30	Actual/Actual	24/02/2023	11	---	24/02	4.30	1	GGB-FXD-240223-11Y-2.000-1.000	---	---	---	10.0000 22/06/2015	---	---	10.0000	B	11/07/2019
445,007,576	1.00	4.30	Actual/Actual	24/02/2024	12	---	24/02	4.30	1	GGB-FXD-240224-12Y-2.000-1.000	---	---	---	10.0000 22/06/2015	---	---	---	---	---
423,674,226	1.00	4.30	Actual/Actual	24/02/2025	13	---	24/02	4.30	1	GGB-FXD-240225-13Y-2.000-1.000	---	---	---	10.0000 22/06/2015	---	---	---	---	---
212,292,153	1.00	4.30	Actual/Actual	24/02/2026	14	---	24/02	4.30	1	GGB-FXD-240226-14Y-2.000-1.000	---	---	---	10.0000 22/06/2015	---	---	---	---	---
160,621,352	1.00	4.30	Actual/Actual	24/02/2027	15	---	24/02	4.30	1	GGB-FXD-240227-15Y-2.000-1.000	---	---	---	10.0000 22/06/2015	---	---	---	---	---
183,244,055	1.00	4.30	Actual/Actual	24/02/2028	16	---	24/02	4.30	1	GGB-FXD-240228-16Y-2.000-1.000	---	---	---	10.0000 22/06/2015	---	---	---	---	---
164,802,894	1.00	4.30	Actual/Actual	24/02/2029	17	---	24/02	4.30	1	GGB-FXD-240229-17Y-2.000-1.000	---	---	---	10.0000 22/06/2015	---	---	---	---	---
165,460,943	1.00	4.30	Actual/Actual	24/02/2030	18	---	24/02	4.30	1	GGB-FXD-240230-18Y-2.000-1.000	---	---	---	10.0000 22/06/2015	---	---	---	---	---
129,007,241	1.00	4.30	Actual/Actual	24/02/2031	19	---	24/02	4.30	1	GGB-FXD-240231-19Y-2.000-1.000	---	---	---	10.0000 22/06/2015	---	---	---	---	---
126,192,683	1.00	4.30	Actual/Actual	24/02/2032	20	---	24/02	4.30	1	GGB-FXD-240232-20Y-2.000-1.000	---	---	---	10.0000 22/06/2015	---	---	---	---	---
146,905,168	1.00	4.30	Actual/Actual	24/02/2033	21	---	24/02	4.30	1	GGB-FXD-240233-21Y-2.000-1.000	---	---	---	10.0000 22/06/2015	---	---	---	---	---
154,475,606	1.00	4.30	Actual/Actual	24/02/2034	22	---	24/02	4.30	1	GGB-FXD-240234-22Y-2.000-1.000	---	---	---	10.0000 22/06/2015	---	---	---	---	---
144,429,441	1.00	4.30	Actual/Actual	24/02/2035	23	---	24/02	4.30	1	GGB-FXD-240235-23Y-2.000-1.000	---	---	---	10.0000 22/06/2015	---	---	---	---	---
166,211,676	1.00	4.30	Actual/Actual	24/02/2036	24	---	24/02	4.30	1	GGB-FXD-240236-24Y-2.000-1.000	---	---	---	10.0000 22/06/2015	---	---	---	---	---
145,461,669	1.00	4.30	Actual/Actual	24/02/2037	25	---	24/02	4.30	1	GGB-FXD-240237-25Y-2.000-1.000	---	---	---	10.0000 22/06/2015	---	---	---	---	---
146,941,087	1.00	4.30	Actual/Actual	24/02/2038	26	---	24/02	4.30	1	GGB-FXD-240238-26Y-2.000-1.000	---	---	---	10.0000 22/06/2015	---	---	---	---	---
135,115,612	1.00	4.30	Actual/Actual	24/02/2039	27	---	24/02	4.30	1	GGB-FXD-240239-27Y-2.000-1.000	---	---	---	10.0000 22/06/2015	---	---	---	---	---
141,909,637	1.00	4.30	Actual/Actual	24/02/2040	28	---	24/02	4.30	1	GGB-FXD-240240-28Y-2.000-1.000	---	---	---	10.0000 22/06/2015	---	---	---	---	---
136,788,720	1.00	4.30	Actual/Actual	24/02/2041	29	---	24/02	4.30	1	GGB-FXD-240241-29Y-2.000-1.000	---	---	---	10.0000 22/06/2015	---	---	---	---	---
163,643,410	1.00	4.30	Actual/Actual	24/02/2042	30	---	24/02	4.30	1	GGB-FXD-240242-30Y-2.000-1.000	---	---	---	10.0000 22/06/2015	---	---	---	---	---
4,000,000	1,000.00	3.88	Actual/Actual	12/03/2029	10	---	12/03	3.88	1	GGB-FXD-120329-10Y-3.875-1.000	---	---	---	---	---	---	100.0000	B	15/10/2019
3,000,000	1,000.00	0.00	Actual/Actual	12/02/2026	5	---	12/02	0.00	1	GGB-FXD-120226-05Y-0.000-1.000	---	---	---	---	---	---	---	---	---
503,753	1,000.00	0.32	FLR Actual/360	16/09/2021	2	---	16/03 - 16/09	---	1	GGB-FLT-160921-02Y-0.319-1.000	---	---	---	---	---	---	---	---	---
3,000,000	1,000.00	3.38	Actual/Actual	15/02/2025	7	---	15/02	3.38	1	GGB-FXD-150225-07Y-3.375-1.000	---	---	---	---	---	---	---	---	---
250,250	1,000.00	2.90	Actual/Actual	20/03/2023	4	---	20/03	2.90	1	GGB-FXD-200323-04Y-2.900-1.000	---	---	---	---	---	---	---	---	---
964,000	1,000.00	3.25	Actual/Actual	20/03/2025	6	---	20/03	3.25	1	GGB-FXD-200325-06Y-3.250-1.000	---	---	---	---	---	---	---	---	---

Government Bonds Notes

Transactions Volume = (Pieces) * (Nominal Price). Transactions Value = (Pieces) * (Nominal Price) * (price %) + (Accrued interest).

The Value of current coupon for the issues with NV 0.01 euro refers to NV 100 euros

FLR: Floating Interest Rate.

[1] - The Expiration Date of the interest bearing period and the Date for coupon payment.

Government Bonds

Number Listed Bonds	Nominal price	Today's Rate	Accrued Interest Calc	Exp. Date [1]	Duration (years)	Note	Coupons Date	Curr. coupon value	Trading Unit	Government Bonds	Price min	Price max	Closing price	Previous closing price/date	Volume	Transactions Value	Price	Last order Buy / Sell	Date
2,100,000	1,000.00	3.55	Actual/Actual	20/03/2026	7	---	20/03	3.55	1	GGB-FXD-200326-07Y-3.550-1.000	---	---	---	---	---	---	---	---	---
5,500,000	1,000.00	1.50	Actual/Actual	18/06/2030	10	---	18/06	1.50	1	GGB-FXD-180630-10Y-1.500-1.000	---	---	---	---	---	---	---	---	---
5,364,250	1,000.00	3.25	Actual/Actual	20/03/2050	30	---	20/03	3.25	1	GGB-FXD-200350-30Y-3.250-1.000	---	---	---	---	---	---	---	---	---
2,000,000	1,000.00	2.00	Actual/Actual	22/04/2027	7	---	22/04	2.00	1	GGB-FXD-220427-07Y-2.000-1.000	---	---	---	---	---	---	99.9000	B	22/04/2020
2,500,000	1,000.00	1.88	Actual/Actual	23/07/2026	7	---	23/07	1.88	1	GGB-FXD-230726-07Y-1.875-1.000	---	---	---	---	---	---	---	---	---
2,500,000	1,000.00	1.88	Actual/Actual	24/01/2052	30	---	24/01	1.88	1	GGB-FXD-240152-30Y-1.875-1.000	---	---	---	---	---	---	---	---	---

Government Bonds Notes

Transactions Volume = (Pieces) * (Nominal Price). Transactions Value = (Pieces) * (Nominal Price) * (price %) + (Accrued interest).

The Value of current coupon for the issues with NV 0.01 euro refers to NV 100 euros

FLR: Floating Interest Rate.

[1] - The Expiration Date of the interest bearing period and the Date for coupon payment.

Treasury Bills & Zero Coupon Government Bonds

Issue Date	13-Week Maturity									26-Week Maturity									52-Week Maturity								
	Exp. Date	Initial Rate	Num Listed Bonds	Nominal price	Issue price	Last Trade Price	Last Trade Date	Volume Traded	Note	Exp. Date	Initial Rate	Num Listed Bonds	Nominal price	Issue price	Last Trade Price	Last Trade Date	Volume Traded	Note	Exp. Date	Initial Rate	Num Listed Bonds	Nominal price	Issue price	Last Trade Price	Last Trade Date	Volume Traded	Note
11/09/2020	---	---	---	---	---	---	---	---	---	---	---	---	---	---	---	---	---	---	10/09/2021	0.00	1,000,000	1,000.00	1,000.00	---	---	---	---
11/12/2020	---	---	---	---	---	---	---	---	---	---	---	---	---	---	---	---	---	---	10/12/2021	-0.26	1,000,000	1,000.00	1,002.60	---	---	---	---
12/03/2021	---	---	---	---	---	---	---	---	---	---	---	---	---	---	---	---	---	---	11/03/2022	-0.22	1,000,000	1,000.00	1,002.24	---	---	---	---
11/06/2021	---	---	---	---	---	---	---	---	---	---	---	---	---	---	---	---	---	---	10/06/2022	-0.31	1,600,000	1,000.00	1,003.10	---	---	---	---

Bonds in Circulation	Currency / Min nominal traded Value	Coupons Payment Date	Current Coupon Value	Note	Coupon	Trading Unit	Issue Date	Duration (years)	Today's Interest	A.I.C in days	Bonds	Last price of previous days		Last Outcry in Cash (euro)		Trades in Pieces	Life min	Life Max	
												Price	Buy / Sell	Price	Buy / Sell				
Corporate Bonds in Foreign Currency and Euro																			
103,746	GBP / 10	01/12	0.25	---	62	1	01/12/1930	98	2.5	360	National Mortgage Bank	2.27	05/02/1996	2.27	S	05/02/1996	---	2.27	2.27
0	GBP / 10	01/12	0.25	---	64	1	01/12/1928	100	2.5	360	National Mortgage Bank	---	---	---	---	---	---	---	---

Government Bonds Notes

A.I.C: Accrued Interest Calculation base.

FLR: Floating Interest Rate.

The minimum tradeable Nominal Value for all Demeterialised Government Titles is 100 Euros.

(μτφρ-0)

Athex & ATHEXClear Members List

Member Name				Stock Market			Derivatives Market		ATHEXClear Member	
	Address	Phone	Fax	Market Member	Remote Member	Market Maker	Proprietary	Market Maker	General Clearing	Direct Clearing
A. SARRIS SECURITIES S.A.				a						
6, ΔΡΑΓΑΤΣΑΝΙΟΥ 6 ΑΘΗΝΑ	2103367700									
AEONIC SECURITIES C.I.F. P.L.C.				a	a					
, ΛΑΪΟΥ 6, ΓΡ. 301B, ANNA COURT	35725337600									
ALPHA BANK S.A.									a	
, ΣΤΑΔΙΟΥ 40 ΑΘΗΝΑ	2103260000									
ALPHA FINANCE INVESTMENT SERVICES SINGLE MEMBER SA				a		a	a	a		a
5, ΜΕΡΛΙΝ 5 ΑΘΗΝΑ	2103677400									
ARGUS STOCKBROKERS LTD				a	a		a			
25 , 25 ΛΕΩΦΟΡΟΣ ΔΗΜΟΣΘΕΝΗ ΣΕΒΕΡΗ	0035722717000									
ATLANTIC SECURITIES LTD				a	a					
37, ΠΡΟΔΡΟΜΟΥ 37	0035722445400									
AXON SECURITIES S.A.				a			a			
48, ΣΤΑΔΙΟΥ 48 ΑΘΗΝΑ	2103363800									
BETA SECURITIES S.A.				a		a	a			a
29 , Λ ΑΛΕΞΑΝΔΡΑΣ 29 ΑΘΗΝΑ	2106478930								a	
BNP PARIBAS SECURITIES SERVICES									a	
2, ΛΑΜΨΑΚΟΥ 2 ΑΘΗΝΑ	2107468500									
BOFA SECURITIES EUROPE SA				a	a					
, 112 AVENUE KL?BER 75116	+33 153655555									
CAPITAL SECURITIES S.A.				a			a			
58, ΜΗΤΡΟΠΟΛΕΩΣ 58 ΑΘΗΝΑ	2103369700									
CFS SECURITIES INVESTMENT SERVICES S.A.				a						
3, ΠΑΠΑΡΡΗΓΟΠΟΥΛΟΥ 3 ΑΘΗΝΑ	2103360800									
CITIGROUP GLOBAL MARKETS EUROPE AG				a	a					
16, REUTERWEG 16 FRANKFURT	+49 691366-0									
CITIGROUP GLOBAL MARKETS LIMITED				a						
1, 33 CANADA SQUARE -CANARY WHARF	+44 02079864000									
CREDIT SUISSE BANK (EUROPE), S.A.				a	a					
, CALLE AYALA 42, 3A PLANTA-B MADRID	+34917916000									
CREDIT SUISSE SECURITIES (EUROPE) LIMITED				a						
1 , ONE CABOT SQUARE LONDON	+44 2078888888									
CYCLOS SECURITIES S.A.				a			a			
39, ΠΑΝΕΠΙΣΤΗΜΙΟΥ 39 ΑΘΗΝΑ	2103364300									
DEUTSCHE BANK S.A.					a					
1 , GREAT WINCHESTER STREET LONDON	+44 20 754 54209	00441133361437								
DYNAMIC SECURITIES S.A.				a			a			a
, ΤΡΑΛΛΕΩΝ 2 & Λ ΣΥΓΓΡΟΥ 223 ΝΕΑ ΣΜΥΡΝΙ	2103677700									
EUROBANK EQUITIES INVESTMENT FIRM S.A				a		a	a	a		a
, ΦΙΛΕΛΗΝΩΝ 10 & ΞΕΝΟΦΩΝΤΟΣ 13 ΑΘΗΝΑ	2103720425									
EUROBANK S.A.									a	
, ΟΘΩΝΟΣ 8 ΑΘΗΝΑ	2103337000									
EUROCORP INVESTMENT SERVICES S.A.				a			a			a
14, ΠΛ.ΦΙΛΙΚΗΣ ΕΤΑΙΡΕΙΑΣ 14 ΑΘΗΝΑ	2107263600									
EUOTRUST INVESTMENT FIRM SA				a						
113, ΣΕΒΑΣΤΟΥΠΟΛΕΩΣ 113 ΑΘΗΝΑ	2103363100									
EUROXX SECURITIES S.A.				a		a	a	a		a
7, ΠΑΛΑΙΟΛΟΓΟΥ ΧΑΛΑΝΔΡΙ	(210)-6879400	(210)-6879401								
7, ΠΑΛΕΟΛΟΓΟΥ ΧΑΛΑΝΔΡΙ	+30 2106879400	210-6879401								
G. A. PERVANAS SECURITIES- INVESTMENT SERVICES S.A.				a						
7-9, ΣΟΦΟΚΛΕΟΥΣ 7-9 ΑΘΗΝΑ	2103727200									
GLOBAL CAPITAL SECURITIES & FINANCIAL SERVICES LTD				a	a					
50, Λ ΑΡΧΙΕΠΙΣΚΟΠΟΥ ΜΑΚΑΡΙΟΥ Γ50	0035722710710									
HELLENIC AMERICAN SECURITIES S.A.				a		a	a			a
27, ΑΝΔΡΕΑ ΠΑΠΑΝΔΡΕΟΥ 27 ΜΑΡΟΥΣΙ	2103311100									
HELLENIC BANK (INVESTMENTS) LTD					a					
, AVE.KYRIAKOU MATSI 31 - PO BOX 24747 NICOSIA	+357 22500100	357 22500110								
HSBC CONTINENTAL EUROPE									a	
109-111, Λ.ΜΕΣΟΓΕΙΩΝ 109-111	2106960000									
INDEX SECURITIES S.A.				a						
6, ΔΡΑΓΑΤΣΑΝΙΟΥ 6 ΑΘΗΝΑ	2103213920									
J. CHR. MAVRIKIS SECURITIES S.A.				a						
5, ΣΟΦΟΚΛΕΟΥΣ 5 ΑΘΗΝΑ	2103216730									

Athex & ATHEXClear Members List

Member Name				Stock Market			Derivatives Market		ATHEXClear Member	
	Address	Phone	Fax	Market Member	Remote Member	Market Maker	Proprietary	Market Maker	General Clearing	Direct Clearing
KAPPA SECURITIES S.A.				a			a			
15, ΒΑΛΛΑΡΙΤΟΥ 15 ΑΘΗΝΑ	2103678600									
KARAMANOF SECURITIES & INVESTMENT SERVICES S.A.				a						
2, ΠΛ.ΑΓ.ΘΕΟΔΩΡΩΝ 2 ΑΘΗΝΑ	2103212947									
ΛΑΙΚΗ FINANCIAL SERVICES LTD					a					
26, AVE. VYRONOS NICOSIA	357 22367367	357 22718567								
LEON DEPOLAS SECURITIES S.A.				a		a	a			
1, ΧΡΗΣΤΟΥ ΛΑΔΑ 1 ΑΘΗΝΑ	2103213276 -28									
MEGA EQUITY SECURITIES & FINANCIAL SERVICES PUBLIC LTD				a	a		a			
42-44, ΛΕΩΦ.ΓΡΗΒΑ ΔΙΓΕΝΗ 42-44	0035722711711									
MERIT SECURITIES S.A.				a		a	a			a
5, ΣΟΦΟΚΛΕΟΥΣ 5 ΑΘΗΝΑ	2103671880									
MERRILL LYNCH INTERNATIONAL				a						
2, 2 KING EDWARD STREET LONDON	+44 20276281000									
N. CHRYSOCHOIDIS SECURITIES S.A.				a			a			a
7-9, ΣΟΦΟΚΛΕΟΥΣ 7-9 ΑΘΗΝΑ	2103213913									
NATIONAL BANK OF GREECE S.A.				a			a		a	
86, ΑΙΟΛΟΥ ΣΤΡ. ΑΘΗΝΑ	(210)-3341000	(210)-3228187								
68, ΑΚΑΔΙΜΙΑΣ ΣΤΡ. ΑΘΗΝΑ	(210)-3328817	(210)-3328678								
NATIONAL SECURITIES S.A.				a		a	a	a		
66, ΛΕΩΦ. ΑΘΗΝΩΝ 128-132 ΑΘΗΝΑ	2103328784									
NUNTIUS BROKERAGE AND INVESTMENT SERVICES S.A				a						
6, ΔΡΑΓΑΤΣΑΝΙΟΥ 6 ΑΘΗΝΑ	2103350599									
ONE PLUS CAPITAL LIMITED				a	a					
, 75 PRODROMOU AVENUE NICOSIA 1307	35722873760									
OPTIMA BANK S.A.				a		a	a	a	a	
32, ΑΙΓΙΑΛΕΙΑΣ 32 & ΠΑΡΑΔΕΙΣΟΥ ΜΑΡΟΥΣΙ	2108173111									
PANTELAKIS SECURITIES S.A.				a		a	a	a		
57, ΕΘΝΙΚΗΣ ΑΝΤΙΣΤΑΣΕΩΣ 57, ΚΤΙΡΙΟ Β CHALANDRI	2106965000									
PEGASUS SECURITIES S.A				a			a			
17, ΒΑΛΛΑΡΙΤΟΥ 17 & ΑΜΕΡΙΚΗΣ ΑΘΗΝΑ	2103670700									
PIRAEUS BANK S.A.				a			a		a	
, ΑΜΕΡΙΚΗΣ 4 ΑΘΗΝΑ	2103335000									
PIRAEUS SECURITIES S. A.				a		a	a	a		a
10, ΣΤΑΔΙΟΥ 10 ΑΘΗΝΑ	2103354100									
PROCHOICE SECURITIES LTD				a	a					
57, ΛΕΩΦ.ΣΠΥΡΟΥ ΚΥΠΡΙΑΝΟΥ 57, ΑΚΙΝΗΤΑ Φ	035724661192									
SHARELINK SECURITIES & FINANCIAL SERVICES LTD				a			a			
6, HOUSE-ΘΕΟΤΟΚΗ 6 ΜΕΓΑΡΟ ΕΛΛΗΝΑ	+357 22554200									
SOCIETE GENERALE S.A.				a	a		a			
, 17 COURS VALMY, CEDEX	+157290504									
SOLIDUS SECURITIES S.A				a			a			a
64, ΛΟΥΙΖΗΣ ΡΙΑΝΚΟΥΡ 64 ΑΘΗΝΑ	2106900600									
ST. EM. LAVRENTAKIS SECURITIES S.A.				a			a			
7-9, ΣΟΦΟΚΛΕΟΥΣ 7-9 ΑΘΗΝΑ	2103213336									
THE CYPRUS INVESTMENT & SECURITIES CORPORATION LTD				a	a					
154, ΛΕΩΦ. ΚΥΡΗΝΕΙΑΣ	0035722121700									
UBS EUROPE SE				a	a					
, OPERNTURM, BOCKENHEIMER LANDSTRASSE 2-4	496921790									
UBS LIMITED					a					
1, FINSBURY AVENUE LONDON	+44 2075687135									

List of Stocks under Market Making operations

Securities	Market Maker	Start Market Making	Stock Category	Suspension Status
MLS MULTIMEDIA SA (CR)				
	PIRAEUS SECURITIES S. A.	01/08/2019		
ALPHA ETF FTSE Athex Large Cap			Exchange Traded Funds (ETFs)	
	ALPHA FINANCE INVESTMENT SERVICES SINGLE MEMBER SA	02/01/1900		
	NATIONAL SECURITIES S.A.	02/01/1900		
ADMIE (IPTO) HOLDING S.A. (CR)			Main Market	
	EUROBANK EQUITIES INVESTMENT FIRM S.A	24/05/2021		
	HELLENIC AMERICAN SECURITIES S.A.	09/03/2020		
	PIRAEUS SECURITIES S. A.	29/06/2017		
AEGEAN AIRLINES (CR)			Main Market	
	EUROBANK EQUITIES INVESTMENT FIRM S.A	22/09/2020		
ALPHA SERVICES HOLD (CR)			Main Market	
	ALPHA FINANCE INVESTMENT SERVICES SINGLE MEMBER SA	29/02/2016		
	EUROBANK EQUITIES INVESTMENT FIRM S.A	22/10/2006		
	HELLENIC AMERICAN SECURITIES S.A.	25/07/2014		
	LEON DEPOLAS SECURITIES S.A.	04/01/2016		
	MERIT SECURITIES S.A	03/09/2012		
	NATIONAL SECURITIES S.A.	02/01/1900		
	PIRAEUS SECURITIES S. A.	28/05/2009		
ANDROMEDA SA (CR)			Main Market	
	BETA SECURITIES S.A.	15/02/2021		
AS COMPANY SA (CR)			Main Market	
	EUROBANK EQUITIES INVESTMENT FIRM S.A	01/04/2019		
ATTICA BANK S.A. (CR)			Main Market	
	EUROBANK EQUITIES INVESTMENT FIRM S.A	11/11/2019		
	EUROXX SECURITIES S.A.	22/01/2016		
	PIRAEUS SECURITIES S. A.	20/09/2017		
AUTOHELLAS SA (CR)			Main Market	
	ALPHA FINANCE INVESTMENT SERVICES SINGLE MEMBER SA	01/07/2019		
	EUROXX SECURITIES S.A.	02/07/2018		
AVAX S.A. (CR)			Main Market	
	EUROBANK EQUITIES INVESTMENT FIRM S.A	14/12/2015		
	PIRAEUS SECURITIES S. A.	01/02/2021		
AVE (CR)			Main Market	
	EUROXX SECURITIES S.A.	05/06/2020		
BRIQ PROPERTIES (CR)			Main Market	
	EUROBANK EQUITIES INVESTMENT FIRM S.A	09/09/2019		
	LEON DEPOLAS SECURITIES S.A.	22/02/2021		
BYTE COMPUTER SA (CR)			Main Market	
	MERIT SECURITIES S.A	04/08/2008		
CC HBC AG (CR)			Main Market	
	BETA SECURITIES S.A.	08/03/2021		
	NATIONAL SECURITIES S.A.	02/01/1900		
	PIRAEUS SECURITIES S. A.	04/05/2015		
CENERGY HOLDINGS (CB)			Main Market	
	ALPHA FINANCE INVESTMENT SERVICES SINGLE MEMBER SA	02/01/2016		
	EUROBANK EQUITIES INVESTMENT FIRM S.A	02/01/2016		
CNL CAPITAL (CR)			Main Market	
	MERIT SECURITIES S.A	01/10/2018		
EKTER SA (CR)			Main Market	
	EUROBANK EQUITIES INVESTMENT FIRM S.A	16/10/2017		
	LEON DEPOLAS SECURITIES S.A.	21/05/2018		
ELASTRON (CR)			Main Market	
	LEON DEPOLAS SECURITIES S.A.	20/02/2017		
ELLAKTOR (CR)			Main Market	
	ALPHA FINANCE INVESTMENT SERVICES SINGLE MEMBER SA	18/03/2019		
	EUROBANK EQUITIES INVESTMENT FIRM S.A	01/06/2012		
	EUROXX SECURITIES S.A.	24/09/2018		
	NATIONAL SECURITIES S.A.	02/01/1900		
	PIRAEUS SECURITIES S. A.	22/10/2018		
ELTON SA (CR)			Main Market	
	BETA SECURITIES S.A.	03/09/2012		
	LEON DEPOLAS SECURITIES S.A.	01/04/2019		
ELVALHALCOR (CR)			Main Market	
	ALPHA FINANCE INVESTMENT SERVICES SINGLE MEMBER SA	07/05/2018		
	EUROBANK EQUITIES INVESTMENT FIRM S.A	07/05/2018		
ELVE SA (CR)			Main Market	
	LEON DEPOLAS SECURITIES S.A.	02/11/2020		

List of Stocks under Market Making operations

Securities	Stock Category
Market Maker	Start Market Making
ENTERSOFT (CR)	Main Market
EUROBANK EQUITIES INVESTMENT FIRM S.A	22/06/2020
EUROBANK HOLDINGS (CR)	Main Market
ALPHA FINANCE INVESTMENT SERVICES SINGLE MEMBER SA	09/01/2006
EUROBANK EQUITIES INVESTMENT FIRM S.A	01/06/2012
HELLENIC AMERICAN SECURITIES S.A.	25/07/2014
LEON DEPOLAS SECURITIES S.A.	30/11/2018
MERIT SECURITIES S.A	06/11/2017
NATIONAL SECURITIES S.A.	02/01/1900
PIRAEUS SECURITIES S. A.	28/09/2009
EUROPEAN RELIANCE INSUR. (CR)	Main Market
BETA SECURITIES S.A.	27/07/2020
PANTELAKIS SECURITIES S.A.	15/07/2019
EYDAP S.A. (CR)	Main Market
ALPHA FINANCE INVESTMENT SERVICES SINGLE MEMBER SA	27/01/2020
EUROBANK EQUITIES INVESTMENT FIRM S.A	10/06/2019
FOURLIS (CR)	Main Market
EUROBANK EQUITIES INVESTMENT FIRM S.A	01/12/2016
PIRAEUS SECURITIES S. A.	06/03/2017
GEK TERNA (CR)	Main Market
BETA SECURITIES S.A.	08/03/2021
EUROBANK EQUITIES INVESTMENT FIRM S.A	24/05/2021
PIRAEUS SECURITIES S. A.	29/08/2019
GR. SARANTIS S.A. (CR)	Main Market
BETA SECURITIES S.A.	14/05/2012
EUROBANK EQUITIES INVESTMENT FIRM S.A	24/10/2016
HELLENIC EXCHANGES-A.S.E. (CR)	Main Market
HELLENIC AMERICAN SECURITIES S.A.	01/09/2014
NATIONAL SECURITIES S.A.	02/01/1900
PIRAEUS SECURITIES S. A.	04/05/2015
HELLENIC PETROLEUM (CR)	Main Market
HELLENIC AMERICAN SECURITIES S.A.	14/09/2015
PIRAEUS SECURITIES S. A.	20/03/2017
IDEAL GROUP SA (CR)	Main Market
EUROBANK EQUITIES INVESTMENT FIRM S.A	07/06/2021
PIRAEUS SECURITIES S. A.	07/06/2021
IKTINOS HELLAS SA (CR)	Main Market
ALPHA FINANCE INVESTMENT SERVICES SINGLE MEMBER SA	01/04/2019
EUROBANK EQUITIES INVESTMENT FIRM S.A	25/02/2019
NATIONAL SECURITIES S.A.	02/01/1900
INTERCONTINENTAL (CR)	Main Market
LEON DEPOLAS SECURITIES S.A.	03/06/2019
INTERWOOD-XYLEMPORIA (CR)	Main Market
EUROBANK EQUITIES INVESTMENT FIRM S.A	05/07/2021
PANTELAKIS SECURITIES S.A.	01/07/2021
INTRACOM HOLDINGS (CR)	Main Market
LEON DEPOLAS SECURITIES S.A.	08/10/2018
JUMBO SA (CR)	Main Market
BETA SECURITIES S.A.	01/02/2021
EUROBANK EQUITIES INVESTMENT FIRM S.A	25/05/2020
MERIT SECURITIES S.A	06/11/2017
PIRAEUS SECURITIES S. A.	06/03/2017
KARAMOLEGOS SA (CR)	Main Market
EUROXX SECURITIES S.A.	04/10/2019
KLOUKINAS - LAPPAS SA (CR)	Main Market
BETA SECURITIES S.A.	22/09/2014
KRI-KRI S.A. (CR)	Main Market
EUROBANK EQUITIES INVESTMENT FIRM S.A	07/05/2018
LEON DEPOLAS SECURITIES S.A.	16/01/2017
LAMDA DEVELOPMENT SA (CR)	Main Market
EUROBANK EQUITIES INVESTMENT FIRM S.A	08/12/2014
PANTELAKIS SECURITIES S.A.	06/11/2017
PIRAEUS SECURITIES S. A.	29/06/2017
LAMPASA HOTEL SA (CR)	Main Market
LEON DEPOLAS SECURITIES S.A.	16/01/2017
MARFIN INVESTMENT GROUP (CR)	Main Market
EUROBANK EQUITIES INVESTMENT FIRM S.A	23/03/2015
PIRAEUS SECURITIES S. A.	02/02/2009

List of Stocks under Market Making operations

Securities	Market Maker	Start Market Making	Stock Category
MOTOR OIL (CR)			Main Market
	BETA SECURITIES S.A.	08/03/2021	
	EUROBANK EQUITIES INVESTMENT FIRM S.A	22/10/2006	
	LEON DEPOLAS SECURITIES S.A.	01/04/2019	
	MERIT SECURITIES S.A	25/02/2019	
	NATIONAL SECURITIES S.A.	02/01/1900	
	PIRAEUS SECURITIES S. A.	04/05/2015	
MYTILINEOS (CR)			Main Market
	ALPHA FINANCE INVESTMENT SERVICES SINGLE MEMBER SA	15/04/2019	
	EUROBANK EQUITIES INVESTMENT FIRM S.A	20/09/2017	
	MERIT SECURITIES S.A	25/02/2019	
	NATIONAL SECURITIES S.A.	02/01/1900	
	PIRAEUS SECURITIES S. A.	04/05/2015	
NATIONAL BANK (CR)			Main Market
	ALPHA FINANCE INVESTMENT SERVICES SINGLE MEMBER SA	09/01/2006	
	BETA SECURITIES S.A.	01/02/2021	
	EUROBANK EQUITIES INVESTMENT FIRM S.A	22/10/2006	
	HELLENIC AMERICAN SECURITIES S.A.	25/07/2014	
	LEON DEPOLAS SECURITIES S.A.	20/05/2015	
	MERIT SECURITIES S.A	03/09/2012	
	NATIONAL SECURITIES S.A.	02/01/1900	
	PIRAEUS SECURITIES S. A.	08/09/2008	
OPAP (CR)			Main Market
	ALPHA FINANCE INVESTMENT SERVICES SINGLE MEMBER SA	09/01/2006	
	EUROBANK EQUITIES INVESTMENT FIRM S.A	22/10/2006	
	HELLENIC AMERICAN SECURITIES S.A.	25/07/2014	
	MERIT SECURITIES S.A	20/03/2017	
	NATIONAL SECURITIES S.A.	02/01/1900	
	PIRAEUS SECURITIES S. A.	04/05/2015	
OTE (CR)			Main Market
	ALPHA FINANCE INVESTMENT SERVICES SINGLE MEMBER SA	09/01/2006	
	EUROBANK EQUITIES INVESTMENT FIRM S.A	22/10/2006	
	HELLENIC AMERICAN SECURITIES S.A.	25/07/2014	
	LEON DEPOLAS SECURITIES S.A.	20/04/2015	
	MERIT SECURITIES S.A	20/03/2017	
	NATIONAL SECURITIES S.A.	02/01/1900	
	PIRAEUS SECURITIES S. A.	08/09/2008	
P.P.A. S.A. (CR)			Main Market
	EUROBANK EQUITIES INVESTMENT FIRM S.A	06/02/2019	
PAPOUTSANIS (CR)			Main Market
	ALPHA FINANCE INVESTMENT SERVICES SINGLE MEMBER SA	19/11/2018	
	BETA SECURITIES S.A.	25/11/2013	
PETROPOULOS PETROS (CR)			Main Market
	EUROBANK EQUITIES INVESTMENT FIRM S.A	01/04/2019	
	PANTELAKIS SECURITIES S.A.	16/03/2020	
PIRAEUS FINANCIAL HOLD (CR)			Main Market
	ALPHA FINANCE INVESTMENT SERVICES SINGLE MEMBER SA	15/04/2019	
	EUROBANK EQUITIES INVESTMENT FIRM S.A	22/10/2006	
	EUROXX SECURITIES S.A.	15/02/2016	
	HELLENIC AMERICAN SECURITIES S.A.	25/07/2014	
	LEON DEPOLAS SECURITIES S.A.	30/11/2018	
	MERIT SECURITIES S.A	16/09/2013	
	NATIONAL SECURITIES S.A.	02/01/1900	
	PIRAEUS SECURITIES S. A.	16/02/2009	
PLAISIO COMPUTERS SA (CR)			Main Market
	EUROBANK EQUITIES INVESTMENT FIRM S.A	02/03/2015	
PPC (CR)			Main Market
	ALPHA FINANCE INVESTMENT SERVICES SINGLE MEMBER SA	09/01/2006	
	BETA SECURITIES S.A.	01/02/2021	
	EUROBANK EQUITIES INVESTMENT FIRM S.A	22/10/2006	
	HELLENIC AMERICAN SECURITIES S.A.	01/09/2014	
	MERIT SECURITIES S.A	06/11/2017	
	NATIONAL SECURITIES S.A.	02/01/1900	
	PIRAEUS SECURITIES S. A.	28/09/2009	
PREMA (CR)			Main Market
	BETA SECURITIES S.A.	01/06/2021	
PROFILE SA (CR)			Main Market
	PANTELAKIS SECURITIES S.A.	01/07/2019	

List of Stocks under Market Making operations

Securities	Market Maker	Start Market Making	Stock Category
QUEST HOLDINGS (CR)			
	BETA SECURITIES S.A.	26/03/2018	Main Market
	EUROBANK EQUITIES INVESTMENT FIRM S.A	28/01/2019	
TERNA ENERGY (CR)			
	BETA SECURITIES S.A.	08/03/2021	Main Market
	EUROBANK EQUITIES INVESTMENT FIRM S.A	24/05/2021	
	PIRAEUS SECURITIES S. A.	09/12/2019	
THRACE PLASTICS SA (CR)			
	ALPHA FINANCE INVESTMENT SERVICES SINGLE MEMBER SA	26/03/2018	Main Market
	EUROBANK EQUITIES INVESTMENT FIRM S.A	26/03/2018	
TITAN CEMENT (CB)			
	BETA SECURITIES S.A.	01/02/2021	Main Market
	EUROBANK EQUITIES INVESTMENT FIRM S.A	06/11/2019	
	PIRAEUS SECURITIES S. A.	18/01/2021	
TZIRAKIAN PROFIL (CR)			
	LEON DEPOLAS SECURITIES S.A.	19/07/2021	Main Market
UNIBIOS (CR)			
	LEON DEPOLAS SECURITIES S.A.	01/02/2021	Main Market
VIOHALCO SA/NV (CB)			
	ALPHA FINANCE INVESTMENT SERVICES SINGLE MEMBER SA	11/03/2008	Main Market
	EUROBANK EQUITIES INVESTMENT FIRM S.A	04/03/2014	
	MERIT SECURITIES S.A	17/03/2014	

Underlying Asset				Derivatives Market													
Price max	Price min	Closing price	change	Delivery Month	Open price	Price max	Price min	Last price	Closing price	Last Bid	Last Ask	Fixing price*	Life high	Life low	Trades	Volume	Open Interest
FTSE/Athex Large Cap				(Trade Unit: 1 Index Point x 2€, Cash Settlement)													
2,212.59	2,188.17	2,204.16	0.16%	September 2021	2,205.00	2,209.75	2,184.50	2,206.50	2,206.50	---	---	---	2,232.00	---	86	274	5,115
				October 2021	2,201.75	2,209.00	2,185.00	2,204.25	2,204.25	---	---	---	2,224.00	---	27	124	70
				November 2021	---	---	---	---	2,210.00	---	---	---	---	---	---	---	---
				December 2021	---	---	---	---	2,213.50	---	---	---	---	---	---	---	---
				March 2022	---	---	---	---	2,224.50	---	---	---	---	---	---	---	---
				June 2022	---	---	---	---	2,235.75	---	---	---	---	---	---	---	---
FTSE/Athex Banks				(Trade Unit: 1 Index Point x 15€, Cash Settlement)													
577.10	569.13	574.52	0.39%	September 2021	569.25	569.25	569.25	569.25	569.25	---	---	---	569.25	---	2	4	6
				December 2021	---	---	---	---	575.50	---	---	---	---	---	---	---	---
				March 2022	---	---	---	---	578.50	---	---	---	---	---	---	---	---
				June 2022	---	---	---	---	581.50	---	---	---	---	---	---	---	---

Derivatives notes

Fixing prices and final open positions can be retrieved from the following path <http://www.helex.gr/el/web/guest/statistics-end-of-day-derivatives>

Underlying Asset				Derivatives Market													
Price max	Price min	Closing price	change	Delivery Month	Open price	Price max	Price min	Last price	Closing price	Last Bid	Last Ask	Fixing price*	Life high	Life low	Trades	Volume	Open Interest
ADMIE (IPTO) HOLDING S.A. (CR)				(Contract Size: 100 Securities, Physical Delivery)													
2.6	2.555	2.56	-3.03%	September 2021	2.55	2.60	2.53	2.59	2.59	---	---	---	2.73	---	22	164	9,497
				December 2021	---	---	---	---	2.66	---	---	---	---	---	---	---	---
				March 2022	---	---	---	---	2.67	---	---	---	---	---	---	---	---
				June 2022	---	---	---	---	2.68	---	---	---	---	---	---	---	---
ALPHA SERVICES HOLD (CR)				(Contract Size: 100 Securities, Physical Delivery)													
1.18	1.1595	1.168	0.26%	September 2021	1.18	1.18	1.16	1.17	1.17	---	---	---	1.35	---	52	1,224	56,205
				December 2021	1.18	1.18	1.17	1.17	1.17	---	---	---	1.18	---	11	202	575
				March 2022	---	---	---	---	1.18	---	---	---	---	---	---	---	---
				June 2022	---	---	---	---	1.18	---	---	---	---	---	---	---	---
ATTICA BANK S.A. (CR)				(Contract Size: 100 Securities, Physical Delivery)													
0.1286	0.115	0.115	-9.45%	September 2021	0.101	0.101	0.101	0.101	0.101	---	---	---	0.225	---	1	1	153
				December 2021	0.096	0.096	0.093	0.093	0.093	---	---	---	0.096	---	4	13	---
				March 2022	---	---	---	---	0.128	---	---	---	---	---	---	---	---
				June 2022	---	---	---	---	0.129	---	---	---	---	---	---	---	---
CC HBC AG (CR)				(Contract Size: 100 Securities, Physical Delivery)													
30.8	30.44	30.44	-0.39%	September 2021	30.72	30.72	30.72	30.72	30.72	---	---	---	32.56	---	1	2	260
				December 2021	---	---	---	---	30.74	---	---	---	---	---	---	---	---
				March 2022	---	---	---	---	30.89	---	---	---	---	---	---	---	---
				June 2022	---	---	---	---	31.05	---	---	---	---	---	---	---	---
CENERGY HOLDINGS (CB)				(Contract Size: 100 Securities, Physical Delivery)													
2.65	2.575	2.63	0.00%	September 2021	2.64	2.64	2.59	2.62	2.62	---	---	---	2.86	---	10	24	10,286
				December 2021	---	---	---	---	2.66	---	---	---	2.71	---	---	---	462
				March 2022	---	---	---	---	2.66	---	---	---	---	---	---	---	---
				June 2022	---	---	---	---	2.67	---	---	---	---	---	---	---	---
ELLAKTOR (CR)				(Contract Size: 118 Securities, Physical Delivery)													
1.504	1.468	1.476	-0.27%	September 2021	1.48	1.49	1.48	1.49	1.49	---	---	---	1.61	1.19	113	1,312	9,109
				December 2021	1.48	1.48	1.48	1.48	1.48	---	---	---	1.60	---	5	40	53
				March 2022	---	---	---	---	1.50	---	---	---	---	---	---	---	---
				June 2022	---	---	---	---	1.50	---	---	---	---	---	---	---	---
EUROBANK HOLDINGS (CR)				(Contract Size: 100 Securities, Physical Delivery)													
0.857	0.8382	0.85	0.24%	September 2021	0.852	0.857	0.840	0.849	0.849	---	---	---	0.867	---	51	1,444	47,366
				December 2021	0.855	0.855	0.840	0.850	0.850	---	---	---	0.855	---	6	75	102
				March 2022	---	---	---	---	0.857	---	---	---	---	---	---	---	---
				June 2022	---	---	---	---	0.862	---	---	---	---	---	---	---	---

Derivatives notes

Fixing prices and final open positions can be retrieved from the following path <http://www.helex.gr/el/web/guest/statistics-end-of-day-derivatives>

Underlying Asset				Derivatives Market													
Price max	Price min	Closing price	change	Delivery Month	Open price	Price max	Price min	Last price	Closing price	Last Bid	Last Ask	Fixing price*	Life high	Life low	Trades	Volume	Open Interest
EYDAP S.A. (CR)				(Contract Size: 100 Securities, Physical Delivery)													
8.54	8.27	8.3	-1.54%	September 2021	8.35	8.39	8.22	8.28	8.28	---	---	---	8.88	---	25	61	901
				December 2021	---	---	---	---	8.48	---	---	---	---	---	---	---	---
				March 2022	---	---	---	---	8.52	---	---	---	---	---	---	---	---
				June 2022	---	---	---	---	8.56	---	---	---	---	---	---	---	---
FOURLIS (CR)				(Contract Size: 100 Securities, Physical Delivery)													
4.4	4.32	4.32	-0.92%	September 2021	4.35	4.40	4.34	4.35	4.35	---	---	---	4.70	---	11	35	2,887
				December 2021	---	---	---	---	4.39	---	---	---	4.48	---	---	---	53
				March 2022	---	---	---	---	4.41	---	---	---	---	---	---	---	---
				June 2022	---	---	---	---	4.43	---	---	---	---	---	---	---	---
GEK TERNA (CR)				(Contract Size: 100 Securities, Physical Delivery)													
9.81	9.68	9.76	-0.41%	September 2021	9.81	9.84	9.69	9.72	9.72	---	---	---	10.22	---	22	93	9,514
				December 2021	9.80	9.80	9.80	9.80	9.80	---	---	---	10.00	---	2	10	65
				March 2022	---	---	---	---	9.91	---	---	---	---	---	---	---	---
				June 2022	---	---	---	---	9.96	---	---	---	---	---	---	---	---
HELLENIC EXCHANGES-A.S.E. (CR)				(Contract Size: 102 Securities, Physical Delivery)													
3.92	3.8	3.86	-1.28%	September 2021	3.87	3.89	3.85	3.85	3.85	---	---	---	3.97	---	4	21	1,567
				December 2021	3.86	3.86	3.86	3.86	3.86	---	---	---	3.86	---	1	6	---
				March 2022	---	---	---	---	3.95	---	---	---	---	---	---	---	---
				June 2022	---	---	---	---	3.97	---	---	---	---	---	---	---	---
HELLENIC PETROLEUM (CR)				(Contract Size: 100 Securities, Physical Delivery)													
6.05	5.87	6	1.52%	September 2021	5.93	5.94	5.89	5.94	5.94	---	---	---	6.59	---	9	14	2,288
				December 2021	5.99	5.99	5.98	5.98	5.98	---	---	---	6.26	---	3	12	183
				March 2022	---	---	---	---	5.97	---	---	---	---	---	---	---	---
				June 2022	---	---	---	---	6.00	---	---	---	---	---	---	---	---
INTRACOM HOLDINGS (CR)				(Contract Size: 100 Securities, Physical Delivery)													
2.35	2.21	2.25	-2.60%	September 2021	2.32	2.32	2.21	2.26	2.26	---	---	---	2.54	---	76	248	4,241
				December 2021	2.32	2.32	2.24	2.25	2.25	---	---	---	2.57	---	31	235	297
				March 2022	---	---	---	---	2.34	---	---	---	---	---	---	---	---
				June 2022	---	---	---	---	2.35	---	---	---	---	---	---	---	---
JUMBO SA (CR)				(Contract Size: 100 Securities, Physical Delivery)													
13.19	13.04	13.11	-0.30%	September 2021	13.15	13.15	13.07	13.12	13.12	---	---	---	15.77	---	13	43	2,650
				December 2021	13.15	13.15	13.11	13.14	13.14	---	---	---	13.45	---	5	15	90
				March 2022	---	---	---	---	13.29	---	---	---	---	---	---	---	---
				June 2022	---	---	---	---	13.36	---	---	---	---	---	---	---	---

Derivatives notes

Fixing prices and final open positions can be retrieved from the following path <http://www.helex.gr/el/web/guest/statistics-end-of-day-derivatives>

Underlying Asset				Derivatives Market													
Price max	Price min	Closing price	change	Delivery Month	Open price	Price max	Price min	Last price	Closing price	Last Bid	Last Ask	Fixing price*	Life high	Life low	Trades	Volume	Open Interest
LAMDA DEVELOPMENT SA (CR) (Contract Size: 100 Securities, Physical Delivery)																	
8.175	8.01	8.01	-1.17%	September 2021	8.11	8.12	8.02	8.06	8.06	---	---	---	8.45	---	28	64	5,708
				December 2021	8.15	8.18	8.10	8.10	8.10	---	---	---	8.45	---	5	37	135
				March 2022	---	---	---	---	8.19	---	---	---	---	---	---	---	---
				June 2022	---	---	---	---	8.23	---	---	---	---	---	---	---	---
MARFIN INVESTMENT GROUP (CR) (Contract Size: 100 Securities, Physical Delivery)																	
0.035	0.0333	0.0341	-1.44%	September 2021	0.034	0.034	0.034	0.034	0.034	---	---	---	0.038	---	2	20	26,259
				December 2021	0.030	0.030	0.030	0.030	0.030	---	---	---	0.030	---	1	1	---
				March 2022	---	---	---	---	0.035	---	---	---	---	---	---	---	---
				June 2022	---	---	---	---	0.035	---	---	---	---	---	---	---	---
MOTOR OIL (CR) (Contract Size: 100 Securities, Physical Delivery)																	
13.82	13.45	13.57	-0.59%	September 2021	13.83	13.83	13.50	13.69	13.69	---	---	---	15.10	---	38	117	2,968
				December 2021	13.60	13.67	13.50	13.50	13.50	---	---	---	14.20	---	11	59	146
				March 2022	---	---	---	---	13.80	---	---	---	---	---	---	---	---
				June 2022	---	---	---	---	13.87	---	---	---	---	---	---	---	---
MYTILINEOS (CR) (Contract Size: 100 Securities, Physical Delivery)																	
16.1	15.86	15.96	0.12%	September 2021	16.03	16.05	15.90	15.91	15.91	---	---	---	16.25	---	44	162	5,641
				December 2021	16.00	16.03	16.00	16.03	16.03	---	---	---	16.62	---	2	6	303
				March 2022	---	---	---	---	16.11	---	---	---	---	---	---	---	---
				June 2022	---	---	---	---	16.19	---	---	---	---	---	---	---	---
NATIONAL BANK (CR) (Contract Size: 100 Securities, Physical Delivery)																	
2.639	2.58	2.639	1.50%	September 2021	2.61	2.64	2.59	2.64	2.64	---	---	---	2.75	---	141	2,085	34,262
				December 2021	2.60	2.64	2.59	2.64	2.64	---	---	---	2.64	---	33	304	2,490
				March 2022	---	---	---	---	2.63	---	---	---	---	---	---	---	---
				June 2022	---	---	---	---	2.64	---	---	---	---	---	---	---	---
OPAP (CR) (Contract Size: 100 Securities, Physical Delivery)																	
13.2	12.99	13.2	-0.08%	September 2021	13.11	13.20	13.01	13.19	13.19	---	---	---	13.34	---	19	51	1,650
				December 2021	13.10	13.10	13.10	13.10	13.10	---	---	---	13.10	---	1	2	---
				March 2022	---	---	---	---	13.35	---	---	---	---	---	---	---	---
				June 2022	---	---	---	---	13.42	---	---	---	---	---	---	---	---
OTE (CR) (Contract Size: 100 Securities, Physical Delivery)																	
16.13	15.8	16.13	1.45%	September 2021	15.97	16.13	15.82	16.13	16.13	---	---	---	16.79	---	30	99	2,855
				December 2021	15.95	16.16	15.95	16.13	16.13	---	---	---	16.32	---	8	12	33
				March 2022	---	---	---	---	16.07	---	---	---	---	---	---	---	---
				June 2022	---	---	---	---	16.15	---	---	---	---	---	---	---	---

Derivatives notes

Fixing prices and final open positions can be retrieved from the following path <http://www.helex.gr/el/web/guest/statistics-end-of-day-derivatives>

Underlying Asset				Derivatives Market													
Price max	Price min	Closing price	change	Delivery Month	Open price	Price max	Price min	Last price	Closing price	Last Bid	Last Ask	Fixing price*	Life high	Life low	Trades	Volume	Open Interest
P.P.A. S.A. (CR)				(Contract Size: 100 Securities, Physical Delivery)													
19.96	19.34	19.64	-1.31%	September 2021	19.77	19.77	19.70	19.70	19.70	---	---	---	21.43	---	2	10	382
				December 2021	---	---	---	---	20.02	---	---	---	---	---	---	---	---
				March 2022	---	---	---	---	20.12	---	---	---	---	---	---	---	---
				June 2022	---	---	---	---	20.22	---	---	---	---	---	---	---	---
PIRAEUS FINANCIAL HOLD (CR)				(Contract Size: 6 Securities, Physical Delivery)													
1.4	1.376	1.38	-0.58%	September 2021	1.40	1.40	1.38	1.38	1.38	---	---	---	1.77	---	13	1,212	334,685
				December 2021	1.41	1.41	1.39	1.39	1.39	---	---	---	1.79	---	20	557	2,400
				March 2022	---	---	---	---	1.40	---	---	---	---	---	---	---	---
				June 2022	---	---	---	---	1.41	---	---	---	---	---	---	---	---
PPC (CR)				(Contract Size: 100 Securities, Physical Delivery)													
10.26	10.06	10.12	0.90%	September 2021	10.06	10.28	10.06	10.11	10.11	---	---	---	10.28	---	62	313	14,730
				December 2021	10.20	10.26	10.09	10.19	10.19	---	---	---	10.26	---	28	289	613
				March 2022	---	---	---	---	10.14	---	---	---	---	---	---	---	---
				June 2022	---	---	---	---	10.19	---	---	---	---	---	---	---	---
TERNA ENERGY (CR)				(Contract Size: 100 Securities, Physical Delivery)													
12.1	11.9	12.04	0.67%	September 2021	11.93	12.05	11.93	12.05	12.05	---	---	---	12.85	---	3	6	2,533
				December 2021	---	---	---	---	12.02	---	---	---	12.39	---	---	---	183
				March 2022	---	---	---	---	12.09	---	---	---	---	---	---	---	---
				June 2022	---	---	---	---	12.15	---	---	---	---	---	---	---	---
TITAN CEMENT (CB)				(Contract Size: 100 Securities, Physical Delivery)													
16.1	15.82	16.06	0.50%	September 2021	16.04	16.04	15.99	16.04	16.04	---	---	---	17.38	---	3	5	1,072
				December 2021	---	---	---	---	16.12	---	---	---	16.40	---	---	---	39
				March 2022	---	---	---	---	16.15	---	---	---	---	---	---	---	---
				June 2022	---	---	---	---	16.23	---	---	---	---	---	---	---	---
VIOHALCO SA/NV (CB)				(Contract Size: 100 Securities, Physical Delivery)													
4.65	4.55	4.6	-0.43%	September 2021	4.62	4.62	4.59	4.60	4.60	---	---	---	4.89	---	10	18	8,347
				December 2021	---	---	---	---	4.62	---	---	---	4.72	---	---	---	115
				March 2022	---	---	---	---	4.67	---	---	---	---	---	---	---	---
				June 2022	---	---	---	---	4.69	---	---	---	---	---	---	---	---

Derivatives notes

Fixing prices and final open positions can be retrieved from the following path <http://www.helex.gr/el/web/guest/statistics-end-of-day-derivatives>

FTSE/Athex Large Cap

(Trade Unit: 1 Index Point x 2€ - Exercise Style: European, Cash Settlement)

Exercise Price	Call Options														Put Options														Exercise Price				
	September 2021							October 2021							Other Months		September 2021							October 2021							Other Months		
	Open price	Price max	Price min	Last price	Closing price	Volume	Open Interest	Open price	Price max	Price min	Last price	Closing price	Volume	Open Interest	Volume	Open Interest	Open price	Price max	Price min	Last price	Closing price	Volume	Open Interest	Open price	Price max	Price min	Last price	Closing price		Volume	Open Interest	Volume	Open Interest
1,200	0.00	0.00	0.00	-	993.00	-	-	-	-	-	-	-	-	-	-	0.00	0.00	0.00	-	0.02	-	-	-	-	-	-	-	-	-	-	-	1,200	
1,225	0.00	0.00	0.00	-	968.00	-	-	-	-	-	-	-	-	-	-	0.00	0.00	0.00	-	0.01	-	-	-	-	-	-	-	-	-	-	-	1,225	
1,250	0.00	0.00	0.00	-	943.00	-	-	-	-	-	-	-	-	-	-	0.00	0.00	0.00	-	0.01	-	-	-	-	-	-	-	-	-	-	-	1,250	
1,275	0.00	0.00	0.00	-	918.00	-	-	-	-	-	-	-	-	-	-	0.00	0.00	0.00	-	0.01	-	-	-	-	-	-	-	-	-	-	-	1,275	
1,300	0.00	0.00	0.00	-	893.00	-	-	-	-	-	-	-	-	-	-	0.00	0.00	0.00	-	0.01	-	-	-	-	-	-	-	-	-	-	-	1,300	
1,325	0.00	0.00	0.00	-	868.00	-	-	-	-	-	-	-	-	-	-	0.00	0.00	0.00	-	0.01	-	-	-	-	-	-	-	-	-	-	-	1,325	
1,350	0.00	0.00	0.00	-	843.00	-	-	-	-	-	-	-	-	-	-	0.00	0.00	0.00	-	0.01	-	-	-	-	-	-	-	-	-	-	-	1,350	
1,375	0.00	0.00	0.00	-	818.00	-	-	-	-	-	-	-	-	-	-	0.00	0.00	0.00	-	0.01	-	-	-	-	-	-	-	-	-	-	-	1,375	
1,400	0.00	0.00	0.00	-	793.00	-	-	-	-	-	-	-	-	-	-	0.00	0.00	0.00	-	0.01	-	-	-	-	-	-	-	-	-	-	-	1,400	
1,425	0.00	0.00	0.00	-	768.00	-	-	-	-	-	-	-	-	-	-	0.00	0.00	0.00	-	0.01	-	-	-	-	-	-	-	-	-	-	-	1,425	
1,450	0.00	0.00	0.00	-	743.00	-	-	-	-	-	-	-	-	-	-	0.00	0.00	0.00	-	0.01	-	-	-	-	-	-	-	-	-	-	-	1,450	
1,475	0.00	0.00	0.00	-	718.00	-	-	-	-	-	-	-	-	-	-	0.00	0.00	0.00	-	0.01	-	-	-	-	-	-	-	-	-	-	-	1,475	
1,500	0.00	0.00	0.00	-	693.00	-	-	-	-	-	-	-	-	-	-	0.00	0.00	0.00	-	0.01	-	-	-	-	-	-	-	-	-	-	-	1,500	
1,525	0.00	0.00	0.00	-	668.00	-	-	-	-	-	-	-	-	-	-	0.00	0.00	0.00	-	0.01	-	-	-	-	-	-	-	-	-	-	-	1,525	
1,550	0.00	0.00	0.00	-	643.00	-	-	-	-	-	-	-	-	-	-	0.00	0.00	0.00	-	0.01	-	-	-	-	-	-	-	-	-	-	-	1,550	
1,575	0.00	0.00	0.00	-	618.00	-	-	-	-	-	-	-	-	-	-	0.00	0.00	0.00	-	0.01	-	-	-	-	-	-	-	-	-	-	-	1,575	
1,600	0.00	0.00	0.00	-	593.00	-	-	-	-	-	-	-	-	-	-	0.00	0.00	0.00	-	0.01	-	-	-	-	-	-	-	-	-	-	-	1,600	
1,625	0.00	0.00	0.00	-	568.00	-	-	-	-	-	-	-	-	-	-	0.00	0.00	0.00	-	0.01	-	-	-	-	-	-	-	-	-	-	-	1,625	
1,650	0.00	0.00	0.00	-	543.00	-	-	-	-	-	-	-	-	-	-	0.00	0.00	0.00	-	0.01	-	-	-	-	-	-	-	-	-	-	-	1,650	
1,675	0.00	0.00	0.00	-	518.00	-	-	-	-	-	-	-	-	-	-	0.00	0.00	0.00	-	0.01	-	-	-	-	-	-	-	-	-	-	-	1,675	
1,700	0.00	0.00	0.00	-	493.00	-	-	-	-	-	-	-	-	-	-	0.00	0.00	0.00	-	0.01	-	-	-	-	-	-	-	-	-	-	-	1,700	
1,725	0.00	0.00	0.00	-	468.00	-	-	-	-	-	-	-	-	-	-	0.00	0.00	0.00	-	0.01	-	-	-	-	-	-	-	-	-	-	-	1,725	
1,750	0.00	0.00	0.00	-	443.00	-	-	-	-	-	-	-	-	-	-	0.00	0.00	0.00	-	0.01	-	-	-	-	-	-	-	-	-	-	-	1,750	
1,775	0.00	0.00	0.00	-	418.00	-	-	-	-	-	-	-	-	-	-	0.00	0.00	0.00	-	0.02	-	-	-	-	-	-	-	-	-	-	-	1,775	
1,800	0.00	0.00	0.00	-	393.00	-	-	-	-	-	-	-	-	-	-	0.00	0.00	0.00	-	0.01	-	-	-	-	-	-	-	-	-	-	-	1,800	
1,825	0.00	0.00	0.00	-	368.00	-	-	-	-	-	-	-	-	-	-	0.00	0.00	0.00	-	0.02	-	-	-	-	-	-	-	-	-	-	-	1,825	
1,850	0.00	0.00	0.00	-	343.00	-	-	-	-	-	-	-	-	-	-	0.00	0.00	0.00	-	0.01	-	-	-	-	-	-	-	-	-	-	-	1,850	
1,875	0.00	0.00	0.00	-	318.00	-	-	0.00	0.00	0.00	-	316.00	-	-	0.00	0.00	0.00	-	0.01	-	-	0.00	0.00	0.00	-	0.24	-	-	-	-	1,875		
1,900	0.00	0.00	0.00	-	293.00	-	-	0.00	0.00	0.00	-	291.00	-	-	0.00	0.00	0.00	-	0.02	-	-	0.00	0.00	0.00	-	0.47	-	-	-	-	1,900		
1,925	0.00	0.00	0.00	-	268.00	-	-	0.00	0.00	0.00	-	266.00	-	-	0.00	0.00	0.00	-	0.01	-	-	0.00	0.00	0.00	-	0.85	-	-	-	-	1,925		
1,950	0.00	0.00	0.00	-	243.00	-	40	0.00	0.00	0.00	-	242.00	-	-	0.00	0.00	0.00	-	0.02	-	40	0.00	0.00	0.00	-	1.50	-	-	-	-	1,950		
1,975	0.00	0.00	0.00	-	218.00	-	60	0.00	0.00	0.00	-	218.00	-	-	0.00	0.00	0.00	-	0.06	-	81	0.00	0.00	0.00	-	2.50	-	15	-	-	1,975		
2,000	0.00	0.00	0.00	-	194.00	-	40	0.00	0.00	0.00	-	195.00	-	-	0.00	0.00	0.00	-	0.19	-	100	6.00	6.00	6.00	6.00	6.00	6.00	1	-	-	2,000		
2,050	0.00	0.00	0.00	-	145.00	-	20	0.00	0.00	0.00	-	150.00	-	-	0.00	0.00	0.00	-	1.20	-	140	11.00	11.00	11.00	11.00	11.00	11.00	1	20	-	2,050		
2,100	0.00	0.00	0.00	-	98.50	-	20	0.00	0.00	0.00	-	110.00	-	20	0.00	0.00	0.00	-	5.00	-	192	21.00	21.00	21.00	21.00	21.00	21.00	1	42	-	2,100		
2,150	0.00	0.00	0.00	-	59.00	-	111	0.00	0.00	0.00	-	76.50	-	20	0.00	0.00	0.00	-	15.50	-	112	0.00	0.00	0.00	-	35.50	-	40	-	2,150			

FTSE/Athex Large Cap

(Trade Unit: 1 Index Point x 2€ - Exercise Style: European, Cash Settlement)

Exercise Price	Call Options														Put Options																		
	September 2021							October 2021							Other Months		September 2021							October 2021				Other Months		Exercise Price			
	Open price	Price max	Price min	Last price	Closing price	Volume	Open Interest	Open price	Price max	Price min	Last price	Closing price	Volume	Open Interest	Volume	Open Interest	Open price	Price max	Price min	Last price	Closing price	Volume	Open Interest	Open price	Price max	Price min	Last price	Closing price	Volume		Open Interest	Volume	Open Interest
2,200	21.00	21.00	20.50	20.50	20.50	40	293	0.00	0.00	0.00	-	49.75	-	40			22.25	21.00	22.25	24.75	24.75	100	40	62.00	62.00	62.00	62.00	62.00	1		21		
2,250	0.00	0.00	0.00	-	12.50	-	35	30.00	30.00	29.50	29.50	29.50	60	23			0.00	0.00	0.00	-	69.00	-	5	0.00	0.00	0.00	-	89.00	-	-			2,250
2,300	0.00	0.00	0.00	-	4.20	-	-	0.00	0.00	0.00	-	17.25	-	40			0.00	0.00	0.00	-	111.00	-	-	0.00	0.00	0.00	-	126.00	-	-			2,300
2,350	0.00	0.00	0.00	-	1.10	-	-	0.00	0.00	0.00	-	9.10	-	-			0.00	0.00	0.00	-	158.00	-	-	0.00	0.00	0.00	-	168.00	-	-			2,350
2,400	0.00	0.00	0.00	-	0.25	-	-	0.00	0.00	0.00	-	4.50	-	-			0.00	0.00	0.00	-	207.00	-	-	0.00	0.00	0.00	-	213.00	-	-			2,400
2,450	0.00	0.00	0.00	-	0.04	-	-	0.00	0.00	0.00	-	2.00	-	-			0.00	0.00	0.00	-	256.00	-	-	0.00	0.00	0.00	-	260.00	-	-			2,450
2,500	0.00	0.00	0.00	-	0.01	-	-	0.00	0.00	0.00	-	0.87	-	-			0.00	0.00	0.00	-	306.00	-	-	0.00	0.00	0.00	-	309.00	-	-			2,500
Totals:						40	619					60	143	0	0						100	710					4	138	0	0			
Number of Trades:							2						3	0								5					4		0				

ALPHA SERVICES HOLD (CR)

(Contract Size: 100 Securities, Exercise Style: American, Physical Delivery)

Exercise Price	Call Options														Put Options																	
	September 2021						October 2021						Other Months		September 2021						October 2021						Other Months		Exercise Price			
	Open price	Price max	Price min	Last price	Closing price	Volume	Open Interest	Open price	Price max	Price min	Last price	Closing price	Volume	Open Interest	Volume	Open Interest	Open price	Price max	Price min	Last price	Closing price	Volume	Open Interest	Open price	Price max	Price min	Last price	Closing price		Volume	Open Interest	Volume
0.150	0.000	0.000	0.000		1.02	-	-						-	-			0.000	0.000	0.000		0.001	-	-					-		-		
0.200	0.000	0.000	0.000		0.970	-	-						-	-			0.000	0.000	0.000		0.001	-	-					-	-			0.002
0.250	0.000	0.000	0.000		0.920	-	-						-	-			0.000	0.000	0.000		0.003	-	-					-	-			0.003
0.300	0.000	0.000	0.000		0.870	-	-						-	-			0.000	0.000	0.000		0.001	-	-					-	-			0.003
0.350	0.000	0.000	0.000		0.820	-	-						-	-			0.000	0.000	0.000		0.001	-	-					-	-			0.004
0.400	0.000	0.000	0.000		0.770	-	-						-	-			0.000	0.000	0.000		0.001	-	-					-	-			0.004
0.450	0.000	0.000	0.000		0.720	-	-						-	-			0.000	0.000	0.000		0.001	-	-					-	-			0.005
0.500	0.000	0.000	0.000		0.670	-	-						-	-			0.000	0.000	0.000		0.001	-	-					-	-			0.005
0.550	0.000	0.000	0.000		0.620	-	-						-	-			0.000	0.000	0.000		0.001	-	-					-	-			0.006
0.600	0.000	0.000	0.000		0.570	-	-						-	-			0.000	0.000	0.000		0.001	-	-					-	-			0.006
0.650	0.000	0.000	0.000		0.521	-	-						-	-			0.000	0.000	0.000		0.001	-	-					-	-			0.007
0.700	0.000	0.000	0.000		0.471	-	-						-	-			0.000	0.000	0.000		0.001	-	-					-	-			0.007
0.750	0.000	0.000	0.000		0.421	-	-	0.000	0.000	0.000		0.422	-	-			0.000	0.000	0.000		0.001	-	-	0.000	0.000	0.000		0.001	-	-		0.008
0.800	0.000	0.000	0.000		0.371	-	-	0.000	0.000	0.000		0.372	-	-			0.000	0.000	0.000		0.001	-	-	0.000	0.000	0.000		0.001	-	-		0.008
0.850	0.000	0.000	0.000		0.321	-	-	0.000	0.000	0.000		0.323	-	-			0.000	0.000	0.000		0.001	-	-	0.000	0.000	0.000		0.001	-	-		0.009
0.900	0.000	0.000	0.000		0.272	-	-	0.000	0.000	0.000		0.276	-	-			0.000	0.000	0.000		0.001	-	-	0.000	0.000	0.000		0.004	-	-		0.009
0.950	0.000	0.000	0.000		0.223	-	-	0.000	0.000	0.000		0.230	-	-			0.000	0.000	0.000		0.003	-	-	0.000	0.000	0.000		0.008	-	-		0.010
1.000	0.000	0.000	0.000		0.178	-	-	0.000	0.000	0.000		0.188	-	-			0.000	0.000	0.000		0.007	-	-	0.000	0.000	0.000		0.016	-	-		0.010
1.100	0.000	0.000	0.000		0.099	-	150	0.000	0.000	0.000		0.116	-	-			0.000	0.000	0.000		0.028	-	-	0.000	0.000	0.000		0.044	-	-		0.011
1.200	0.000	0.000	0.000		0.046	-	-	0.000	0.000	0.000		0.065	-	-			0.000	0.000	0.000		0.075	-	-	0.000	0.000	0.000		0.092	-	-		0.012
1.300	0.000	0.000	0.000		0.017	-	-	0.000	0.000	0.000		0.033	-	-			0.000	0.000	0.000		0.147	-	-	0.000	0.000	0.000		0.160	-	-		0.013
1.400	0.000	0.000	0.000		0.005	-	-	0.000	0.000	0.000		0.015	-	-			0.000	0.000	0.000		0.235	-	-	0.000	0.000	0.000		0.242	-	-		0.014
1.500	0.000	0.000	0.000		0.001	-	-	0.000	0.000	0.000		0.006	-	-			0.000	0.000	0.000		0.331	-	-	0.000	0.000	0.000		0.334	-	-		0.015
1.600	0.000	0.000	0.000		0.001	-	-	0.000	0.000	0.000		0.002	-	-			0.000	0.000	0.000		0.430	-	-	0.000	0.000	0.000		0.431	-	-		0.016
1.700	0.000	0.000	0.000		0.001	-	-	0.000	0.000	0.000		0.001	-	-			0.000	0.000	0.000		0.530	-	-	0.000	0.000	0.000		0.530	-	-		0.017
1.800	0.000	0.000	0.000		0.001	-	-						-	-			0.000	0.000	0.000		0.630	-	-					-	-			0.018
Totals:						0	150						0	0	0	0							0	0					0	0	0	0
Number of Trades:						0							0		0								0.00						0		0	

NATIONAL BANK (CR)

(Contract Size: 100 Securities, Exercise Style: American, Physical Delivery)

Call Options																Put Options																
Exercise Price	September 2021						October 2021						Other Months		September 2021						October 2021					Other Months		Exercise Price				
	Open price	Price max	Price min	Last price	Closing price	Volume	Open Interest	Open price	Price max	Price min	Last price	Closing price	Volume	Open Interest	Volume	Open Interest	Open price	Price max	Price min	Last price	Closing price	Volume	Open Interest	Open price	Price max	Price min	Last price		Closing price	Volume	Open Interest	Volume
0.650	0.000	0.000	0.000		1.95	-	-										0.000	0.000	0.000		0.001	-	-									0.007
0.700	0.000	0.000	0.000		1.90	-	-										0.000	0.000	0.000		0.001	-	-									0.007
0.750	0.000	0.000	0.000		1.85	-	-										0.000	0.000	0.000		0.001	-	-									0.008
0.800	0.000	0.000	0.000		1.80	-	-										0.000	0.000	0.000		0.001	-	-									0.008
0.850	0.000	0.000	0.000		1.75	-	-										0.000	0.000	0.000		0.001	-	-									0.009
0.900	0.000	0.000	0.000		1.70	-	-										0.000	0.000	0.000		0.001	-	-									0.009
0.950	0.000	0.000	0.000		1.65	-	-										0.000	0.000	0.000		0.001	-	-									0.010
1.000	0.000	0.000	0.000		1.60	-	-										0.000	0.000	0.000		0.001	-	-									0.010
1.100	0.000	0.000	0.000		1.50	-	-										0.000	0.000	0.000		0.001	-	-									0.011
1.200	0.000	0.000	0.000		1.40	-	-										0.000	0.000	0.000		0.001	-	-									0.012
1.300	0.000	0.000	0.000		1.30	-	-										0.000	0.000	0.000		0.001	-	-									0.013
1.400	0.000	0.000	0.000		1.20	-	-										0.000	0.000	0.000		0.001	-	-									0.014
1.500	0.000	0.000	0.000		1.10	-	-										0.000	0.000	0.000		0.001	-	-									0.015
1.600	0.000	0.000	0.000		1.00	-	-	0.000	0.000	0.000		1.00	-	-			0.000	0.000	0.000		0.001	-	-	0.000	0.000	0.000		0.001	-	-		0.016
1.700	0.000	0.000	0.000		0.901	-	-	0.000	0.000	0.000		0.904	-	-			0.000	0.000	0.000		0.001	-	-	0.000	0.000	0.000		0.001	-	-		0.017
1.800	0.000	0.000	0.000		0.801	-	-	0.000	0.000	0.000		0.805	-	-			0.000	0.000	0.000		0.001	-	-	0.000	0.000	0.000		0.001	-	-		0.018
1.900	0.000	0.000	0.000		0.701	-	-	0.000	0.000	0.000		0.706	-	-			0.000	0.000	0.000		0.001	-	-	0.000	0.000	0.000		0.002	-	-		0.019
2.000	0.000	0.000	0.000		0.602	-	-	0.000	0.000	0.000		0.610	-	-			0.000	0.000	0.000		0.001	-	-	0.000	0.000	0.000		0.005	-	-		0.020
2.200	0.000	0.000	0.000		0.404	-	-	0.000	0.000	0.000		0.427	-	-			0.000	0.000	0.000		0.002	-	-	0.000	0.000	0.000		0.022	-	-		0.022
2.400	0.000	0.000	0.000		0.222	-	-	0.330	0.330	0.330	0.330	0.330	3	3			0.000	0.000	0.000		0.020	-	300	0.000	0.000	0.000		0.068	-	-		0.024
2.600	0.000	0.000	0.000		0.090	-	-	0.000	0.000	0.000		0.157	-	-			0.000	0.000	0.000		0.088	-	-	0.000	0.000	0.000		0.151	-	-		0.026
2.800	0.000	0.000	0.000		0.025	-	-	0.000	0.000	0.000		0.082	-	-			0.000	0.000	0.000		0.223	-	-	0.000	0.000	0.000		0.276	-	-		0.028
3.000	0.000	0.000	0.000		0.005	-	-	0.000	0.000	0.000		0.039	-	-			0.000	0.000	0.000		0.403	-	-	0.000	0.000	0.000		0.433	-	-		0.030
3.200	0.000	0.000	0.000		0.001	-	-	0.000	0.000	0.000		0.016	-	-			0.000	0.000	0.000		0.600	-	-	0.000	0.000	0.000		0.611	-	-		0.032
3.400	0.000	0.000	0.000		0.001	-	-	0.000	0.000	0.000		0.007	-	-			0.000	0.000	0.000		0.800	-	-	0.000	0.000	0.000		0.803	-	-		0.034
3.600	0.000	0.000	0.000		0.001	-	-	0.000	0.000	0.000		0.002	-	-			0.000	0.000	0.000		1.00	-	-	0.000	0.000	0.000		1.00	-	-		0.036
3.800	0.000	0.000	0.000		0.001	-	-										0.000	0.000	0.000		1.20	-	-									0.038
Totals:						0	0					3	3		0	0					0	300					0	2		0	0	
Number of Trades:						0						1		0			0.00								0					0		

OPAP (CR)

(Contract Size: 100 Securities, Exercise Style: American, Physical Delivery)

Exercise Price	Call Options														Put Options																					
	September 2021						October 2021						Other Months		September 2021						October 2021						Other Months		Exercise Price							
	Open price	Price max	Price min	Last price	Closing price	Volume	Open Interest	Open price	Price max	Price min	Last price	Closing price	Volume	Open Interest	Volume	Open Interest	Open price	Price max	Price min	Last price	Closing price	Volume	Open Interest	Open price	Price max	Price min	Last price	Closing price		Volume	Open Interest	Volume	Open Interest			
4.800	0.000	0.000	0.000		8.41	-	-						-	-			0.000	0.000	0.000		0.001	-	-					-		-			0.048			
5.200	0.000	0.000	0.000		8.01	-	-						-	-			0.000	0.000	0.000		0.001	-	-					-	-			0.052				
5.600	0.000	0.000	0.000		7.61	-	-						-	-			0.000	0.000	0.000		0.001	-	-					-	-			0.056				
6.000	0.000	0.000	0.000		7.21	-	-						-	-			0.000	0.000	0.000		0.001	-	-					-	-			0.060				
6.400	0.000	0.000	0.000		6.81	-	-						-	-			0.000	0.000	0.000		0.001	-	-					-	-			0.064				
6.800	0.000	0.000	0.000		6.42	-	-						-	-			0.000	0.000	0.000		0.001	-	-					-	-			0.068				
7.200	0.000	0.000	0.000		6.02	-	-						-	-			0.000	0.000	0.000		0.001	-	-					-	-			0.072				
7.600	0.000	0.000	0.000		5.62	-	-						-	-			0.000	0.000	0.000		0.002	-	-					-	-			0.076				
8.000	0.000	0.000	0.000		5.22	-	-						-	-			0.000	0.000	0.000		0.001	-	-					-	-			0.080				
8.400	0.000	0.000	0.000		4.82	-	-	0.000	0.000	0.000		4.83	-	-			0.000	0.000	0.000		0.001	-	-	0.000	0.000	0.000	0.001	-	-			0.084				
8.800	0.000	0.000	0.000		4.42	-	-	0.000	0.000	0.000		4.43	-	-			0.000	0.000	0.000		0.001	-	-	0.000	0.000	0.000	0.001	-	-			0.088				
9.200	0.000	0.000	0.000		4.02	-	-	0.000	0.000	0.000		4.03	-	-			0.000	0.000	0.000		0.001	-	-	0.000	0.000	0.000	0.001	-	-			0.092				
9.600	0.000	0.000	0.000		3.62	-	-	0.000	0.000	0.000		3.63	-	-			0.000	0.000	0.000		0.001	-	-	0.000	0.000	0.000	0.001	-	-			0.096				
10.000	0.000	0.000	0.000		3.22	-	-	0.000	0.000	0.000		3.23	-	-			0.000	0.000	0.000		0.002	-	-	0.000	0.000	0.000	0.001	-	-			0.100				
11.000	0.000	0.000	0.000		2.22	-	-	0.000	0.000	0.000		2.24	-	-			0.000	0.000	0.000		0.001	-	-	0.000	0.000	0.000	0.008	-	-			0.110				
12.000	0.000	0.000	0.000		1.23	-	-	0.000	0.000	0.000		1.32	-	-			0.000	0.000	0.000		0.007	-	-	0.000	0.000	0.000	0.085	-	-			0.120				
13.000	0.000	0.000	0.000		0.390	-	-	0.000	0.000	0.000		0.612	-	-			0.000	0.000	0.000		0.170	-	-	0.000	0.000	0.000	0.373	-	-			0.130				
14.000	0.000	0.000	0.000		0.044	-	-	0.000	0.000	0.000		0.209	-	5			0.000	0.000	0.000		0.826	-	-	0.000	0.000	0.000	0.972	-	-			0.140				
15.000	0.000	0.000	0.000		0.001	-	-	0.000	0.000	0.000		0.051	-	-			0.000	0.000	0.000		1.79	-	-	0.000	0.000	0.000	1.82	-	-			0.150				
16.000	0.000	0.000	0.000		0.001	-	-	0.000	0.000	0.000		0.009	-	-			0.000	0.000	0.000		2.79	-	-	0.000	0.000	0.000	2.79	-	-			0.160				
17.000	0.000	0.000	0.000		0.001	-	-	0.000	0.000	0.000		0.001	-	-			0.000	0.000	0.000		3.79	-	-	0.000	0.000	0.000	3.79	-	-			0.170				
18.000	0.000	0.000	0.000		0.001	-	-	0.000	0.000	0.000		0.001	-	-			0.000	0.000	0.000		4.79	-	-	0.000	0.000	0.000	4.79	-	-			0.180				
19.000	0.000	0.000	0.000		0.001	-	-						-	-			0.000	0.000	0.000		5.79	-	-					-	-			0.190				
Totals:						0	0						0	5	0	0									0	0						0	30	0	0	
Number of Trades:						0							0		0											0.00							0		0	

OTE (CR)

(Contract Size: 100 Securities, Exercise Style: American, Physical Delivery)

Exercise Price	Call Options														Put Options																			
	September 2021						October 2021						Other Months		September 2021						October 2021						Other Months		Exercise Price					
	Open price	Price max	Price min	Last price	Closing price	Volume	Open Interest	Open price	Price max	Price min	Last price	Closing price	Volume	Open Interest	Volume	Open Interest	Open price	Price max	Price min	Last price	Closing price	Volume	Open Interest	Open price	Price max	Price min	Last price	Closing price		Volume	Open Interest	Volume	Open Interest	
8.400	0.000	0.000	0.000		7.51	-	-						-	-			0.000	0.000	0.000		0.001	-	-					-		-			0.084	
8.800	0.000	0.000	0.000		7.11	-	-						-	-			0.000	0.000	0.000		0.001	-	-					-	-			0.088		
9.200	0.000	0.000	0.000		6.71	-	-						-	-			0.000	0.000	0.000		0.001	-	-					-	-			0.092		
9.600	0.000	0.000	0.000		6.31	-	-	0.000	0.000	0.000		6.32	-	-			0.000	0.000	0.000		0.001	-	-	0.000	0.000	0.000		0.001	-	-			0.096	
10.000	0.000	0.000	0.000		5.91	-	-	0.000	0.000	0.000		5.92	-	-			0.000	0.000	0.000		0.001	-	-	0.000	0.000	0.000		0.001	-	-			0.100	
11.000	0.000	0.000	0.000		4.91	-	-	0.000	0.000	0.000		4.93	-	-			0.000	0.000	0.000		0.001	-	-	0.000	0.000	0.000		0.001	-	-			0.110	
12.000	0.000	0.000	0.000		3.91	-	-	0.000	0.000	0.000		3.93	-	-			0.000	0.000	0.000		0.001	-	-	0.000	0.000	0.000		0.001	-	-			0.120	
13.000	0.000	0.000	0.000		2.91	-	-	0.000	0.000	0.000		2.93	-	-			0.000	0.000	0.000		0.001	-	-	0.000	0.000	0.000		0.004	-	-			0.130	
14.000	0.000	0.000	0.000		1.91	-	-	0.000	0.000	0.000		1.97	-	-			0.000	0.000	0.000		0.001	-	-	0.000	0.000	0.000		0.040	-	-			0.140	
15.000	0.000	0.000	0.000		0.950	-	-	0.000	0.000	0.000		1.13	-	-			0.000	0.000	0.000		0.038	-	-	0.000	0.000	0.000		0.200	-	-			0.150	
16.000	0.000	0.000	0.000		0.262	-	10	0.000	0.000	0.000		0.530	-	-			0.000	0.000	0.000		0.351	-	-	0.000	0.000	0.000		0.595	-	-			0.160	
17.000	0.000	0.000	0.000		0.029	-	-	0.000	0.000	0.000		0.196	-	-			0.000	0.000	0.000		1.12	-	-	0.000	0.000	0.000		1.26	-	-			0.170	
18.000	0.000	0.000	0.000		0.001	-	-	0.000	0.000	0.000		0.055	-	-			0.000	0.000	0.000		2.10	-	-	0.000	0.000	0.000		2.13	-	-			0.180	
19.000	0.000	0.000	0.000		0.002	-	-	0.000	0.000	0.000		0.012	-	-			0.000	0.000	0.000		3.10	-	-	0.000	0.000	0.000		3.10	-	-			0.190	
20.000	0.000	0.000	0.000		0.001	-	-	0.000	0.000	0.000		0.002	-	-			0.000	0.000	0.000		4.10	-	-	0.000	0.000	0.000		4.10	-	-			0.200	
22.000	0.000	0.000	0.000		0.002	-	-	0.000	0.000	0.000		0.001	-	-			0.000	0.000	0.000		6.10	-	-	0.000	0.000	0.000		6.10	-	-			0.220	
24.000	0.000	0.000	0.000		0.001	-	-	0.000	0.000	0.000		0.001	-	-			0.000	0.000	0.000		8.10	-	-	0.000	0.000	0.000		8.10	-	-			0.240	
Totals:						0	10						0	0	0	0						0	0					0	21	0	0			
Number of Trades:							0						0		0							0.00						0		0				

PIRAEUS FINANCIAL HOLD (CR)

(Contract Size: 100 Securities, Exercise Style: American, Physical Delivery)

Call Options																Put Options																	
September 2021							October 2021							Other Months		September 2021							October 2021							Other Months		Exercise Price	
Exercise Price	Open price	Price max	Price min	Last price	Closing price	Volume	Open Interest	Open price	Price max	Price min	Last price	Closing price	Volume	Open Interest	Volume	Open Interest	Open price	Price max	Price min	Last price	Closing price	Volume	Open Interest	Open price	Price max	Price min	Last price	Closing price	Volume	Open Interest	Volume		Open Interest
0.150	0.000	0.000	0.000		1.24	-	-										0.000	0.000	0.000		0.021	-	-										0.002
0.200	0.000	0.000	0.000		1.19	-	-										0.000	0.000	0.000		0.037	-	-										0.002
0.250	0.000	0.000	0.000		1.14	-	-										0.000	0.000	0.000		0.054	-	-										0.003
0.300	0.000	0.000	0.000		1.09	-	-										0.000	0.000	0.000		0.075	-	-										0.003
0.350	0.000	0.000	0.000		1.04	-	-										0.000	0.000	0.000		0.097	-	-										0.004
0.400	0.000	0.000	0.000		0.990	-	-										0.000	0.000	0.000		0.001	-	-										0.004
0.450	0.000	0.000	0.000		0.940	-	-										0.000	0.000	0.000		0.002	-	-										0.005
0.500	0.000	0.000	0.000		0.890	-	-										0.000	0.000	0.000		0.001	-	-										0.005
0.550	0.000	0.000	0.000		0.840	-	-										0.000	0.000	0.000		0.001	-	-										0.006
0.600	0.000	0.000	0.000		0.790	-	-										0.000	0.000	0.000		0.001	-	-										0.006
0.650	0.000	0.000	0.000		0.741	-	-										0.000	0.000	0.000		0.002	-	-										0.007
0.700	0.000	0.000	0.000		0.691	-	-										0.000	0.000	0.000		0.003	-	-										0.007
0.750	0.000	0.000	0.000		0.641	-	-										0.000	0.000	0.000		0.001	-	-										0.008
0.800	0.000	0.000	0.000		0.591	-	-										0.000	0.000	0.000		0.001	-	-										0.008
0.850	0.000	0.000	0.000		0.541	-	-										0.000	0.000	0.000		0.001	-	-										0.009
0.900	0.000	0.000	0.000		0.491	-	-	0.000	0.000	0.000		0.493	-	-			0.000	0.000	0.000		0.001	-	-	0.000	0.000	0.000		0.001	-	-			0.009
0.950	0.000	0.000	0.000		0.441	-	-	0.000	0.000	0.000		0.443	-	-			0.000	0.000	0.000		0.001	-	-	0.000	0.000	0.000		0.001	-	-			0.010
1.000	0.000	0.000	0.000		0.391	-	-	0.000	0.000	0.000		0.395	-	-			0.000	0.000	0.000		0.001	-	-	0.000	0.000	0.000		0.003	-	-			0.010
1.100	0.000	0.000	0.000		0.292	-	-	0.000	0.000	0.000		0.302	-	-			0.000	0.000	0.000		0.001	-	-	0.000	0.000	0.000		0.010	-	-			0.011
1.200	0.000	0.000	0.000		0.197	-	-	0.000	0.000	0.000		0.219	-	-			0.000	0.000	0.000		0.006	-	-	0.000	0.000	0.000		0.026	-	-			0.012
1.300	0.000	0.000	0.000		0.116	-	-	0.000	0.000	0.000		0.150	-	-			0.000	0.000	0.000		0.025	-	-	0.000	0.000	0.000		0.057	-	-			0.013
1.400	0.000	0.000	0.000		0.058	-	-	0.000	0.000	0.000		0.096	-	-			0.000	0.000	0.000		0.067	-	-	0.000	0.000	0.000		0.103	-	-			0.014
1.500	0.000	0.000	0.000		0.024	-	-	0.000	0.000	0.000		0.059	-	-			0.000	0.000	0.000		0.133	-	-	0.000	0.000	0.000		0.166	-	-			0.015
1.600	0.000	0.000	0.000		0.009	-	-	0.000	0.000	0.000		0.034	-	-			0.000	0.000	0.000		0.218	-	-	0.000	0.000	0.000		0.241	-	-			0.016
1.700	0.000	0.000	0.000		0.002	-	-	0.000	0.000	0.000		0.018	-	-			0.000	0.000	0.000		0.312	-	-	0.000	0.000	0.000		0.325	-	-			0.017
1.800	0.000	0.000	0.000		0.001	-	-	0.000	0.000	0.000		0.009	-	-			0.000	0.000	0.000		0.410	-	-	0.000	0.000	0.000		0.417	-	-			0.018
1.900	0.000	0.000	0.000		0.001	-	-	0.000	0.000	0.000		0.005	-	-			0.000	0.000	0.000		0.510	-	-	0.000	0.000	0.000		0.513	-	-			0.019
2.000	0.000	0.000	0.000		0.001	-	-	0.000	0.000	0.000		0.002	-	-			0.000	0.000	0.000		0.610	-	-	0.000	0.000	0.000		0.611	-	-			0.020
2.200	0.000	0.000	0.000		0.001	-	-										0.000	0.000	0.000		0.810	-	-										0.022
2.400	0.000	0.000	0.000		0.001	-	-										0.000	0.000	0.000		1.01	-	-										0.024
2.600	0.000	0.000	0.000		0.001	-	-										0.000	0.000	0.000		1.21	-	-										0.026
2.800	0.000	0.000	0.000		0.001	-	-										0.000	0.000	0.000		1.41	-	-										0.028
3.000	0.000	0.000	0.000		0.001	-	-										0.000	0.000	0.000		1.61	-	-										0.030
3.200	0.000	0.000	0.000		0.001	-	-										0.000	0.000	0.000		1.81	-	-										0.032
3.400	0.000	0.000	0.000		0.004	-	-										0.000	0.000	0.000		2.01	-	-										0.034
3.600	0.000	0.000	0.000		0.003	-	-										0.000	0.000	0.000		2.21	-	-										0.036

PIRAEUS FINANCIAL HOLD (CR)

(Contract Size: 100 Securities, Exercise Style: American, Physical Delivery)

Call Options															Put Options																			
Exercise Price	September 2021						October 2021						Other Months		September 2021					October 2021					Other Months		Exercise Price							
	Open price	Price max	Price min	Last price	Closing price	Volume	Open Interest	Open price	Price max	Price min	Last price	Closing price	Volume	Open Interest	Volume	Open Interest	Open price	Price max	Price min	Last price	Closing price	Volume	Open Interest	Open price	Price max	Price min		Last price	Closing price	Volume	Open Interest	Volume	Open Interest	
3.800	0.000	0.000	0.000		0.002	-	-										0.000	0.000	0.000		2.41	-	-										0.038	
4.000	0.000	0.000	0.000		0.001	-	-										0.000	0.000	0.000		2.61	-	-										0.040	
4.400	0.000	0.000	0.000		0.001	-	-										0.000	0.000	0.000		3.01	-	-										0.044	
4.800	0.000	0.000	0.000		0.001	-	-										0.000	0.000	0.000		3.41	-	-										0.048	
5.200	0.000	0.000	0.000		0.001	-	-										0.000	0.000	0.000		3.81	-	-										0.052	
5.600	0.000	0.000	0.000		0.001	-	-										0.000	0.000	0.000		4.21	-	-										0.056	
6.000	0.000	0.000	0.000		0.002	-	-										0.000	0.000	0.000		4.61	-	-										0.060	
6.400	0.000	0.000	0.000		0.002	-	-										0.000	0.000	0.000		5.01	-	-										0.064	
6.800	0.000	0.000	0.000		0.001	-	-										0.000	0.000	0.000		5.41	-	-										0.068	
Totals:						0	0										0					0	0											
Number of Trades:						0											0.00																	

PPC (CR)

(Contract Size: 100 Securities, Exercise Style: American, Physical Delivery)

Exercise Price	Call Options														Put Options																		
	September 2021						October 2021						Other Months		September 2021						October 2021						Other Months		Exercise Price				
	Open price	Price max	Price min	Last price	Closing price	Volume	Open Interest	Open price	Price max	Price min	Last price	Closing price	Volume	Open Interest	Volume	Open Interest	Open price	Price max	Price min	Last price	Closing price	Volume	Open Interest	Open price	Price max	Price min	Last price	Closing price		Volume	Open Interest	Volume	Open Interest
3.400	0.000	0.000	0.000		6.63	-	-						-	-			0.000	0.000	0.000		0.001	-	-					-		-			0.034
3.600	0.000	0.000	0.000		6.43	-	-						-	-			0.000	0.000	0.000		0.001	-	-					-	-			0.036	
3.800	0.000	0.000	0.000		6.23	-	-						-	-			0.000	0.000	0.000		0.001	-	-					-	-			0.038	
4.000	0.000	0.000	0.000		6.03	-	-						-	-			0.000	0.000	0.000		0.001	-	-					-	-			0.040	
4.400	0.000	0.000	0.000		5.63	-	-						-	-			0.000	0.000	0.000		0.001	-	-					-	-			0.044	
4.800	0.000	0.000	0.000		5.23	-	-						-	-			0.000	0.000	0.000		0.001	-	-					-	-			0.048	
5.200	0.000	0.000	0.000		4.83	-	-						-	-			0.000	0.000	0.000		0.001	-	-					-	-			0.052	
5.600	0.000	0.000	0.000		4.43	-	-						-	-			0.000	0.000	0.000		0.001	-	-					-	-			0.056	
6.000	0.000	0.000	0.000		4.03	-	-						-	-			0.000	0.000	0.000		0.001	-	-					-	-			0.060	
6.400	0.000	0.000	0.000		3.63	-	-	0.000	0.000	0.000		3.64	-	-			0.000	0.000	0.000		0.001	-	-	0.000	0.000	0.000		0.001	-	-			0.064
6.800	0.000	0.000	0.000		3.24	-	-	0.000	0.000	0.000		3.25	-	-			0.000	0.000	0.000		0.001	-	-	0.000	0.000	0.000		0.003	-	-			0.068
7.200	0.000	0.000	0.000		2.84	-	-	0.000	0.000	0.000		2.85	-	-			0.000	0.000	0.000		0.001	-	-	0.000	0.000	0.000		0.001	-	-			0.072
7.600	0.000	0.000	0.000		2.44	-	-	0.000	0.000	0.000		2.45	-	-			0.000	0.000	0.000		0.004	-	-	0.000	0.000	0.000		0.004	-	-			0.076
8.000	0.000	0.000	0.000		2.04	-	-	0.000	0.000	0.000		2.06	-	-			0.000	0.000	0.000		0.001	-	22	0.000	0.000	0.000		0.013	-	-			0.080
8.400	0.000	0.000	0.000		1.64	-	-	0.000	0.000	0.000		1.68	-	-			0.000	0.000	0.000		0.001	-	7	0.000	0.000	0.000		0.035	-	-			0.084
8.800	0.000	0.000	0.000		1.24	-	-	0.000	0.000	0.000		1.33	-	-			0.000	0.000	0.000		0.006	-	-	0.000	0.000	0.000		0.082	-	-			0.088
9.200	0.000	0.000	0.000		0.867	-	41	0.000	0.000	0.000		1.02	-	-			0.000	0.000	0.000		0.030	-	4	0.000	0.000	0.000		0.164	-	-			0.092
9.600	0.000	0.000	0.000		0.539	-	341	0.772	0.772	0.758	0.758	0.758	10	20			0.000	0.000	0.000		0.102	-	-	0.255	0.264	0.255	0.264	0.264	10	300			0.096
10.000	0.000	0.000	0.000		0.289	-	233	0.000	0.000	0.000		0.516	-	-			0.000	0.000	0.000		0.251	-	7	0.399	0.399	0.386	0.386	0.386	10	80			0.100
11.000	0.000	0.000	0.000		0.028	-	172	0.000	0.000	0.000		0.175	-	43			0.000	0.000	0.000		0.992	-	-	0.000	0.000	0.000		1.12	-	-			0.110
12.000	0.000	0.000	0.000		0.001	-	-	0.000	0.000	0.000		0.044	-	-			0.000	0.000	0.000		1.97	-	-	0.000	0.000	0.000		2.00	-	-			0.120
13.000	0.000	0.000	0.000		0.001	-	-	0.000	0.000	0.000		0.009	-	-			0.000	0.000	0.000		2.97	-	-	0.000	0.000	0.000		2.97	-	-			0.130
14.000	0.000	0.000	0.000		0.001	-	-	0.000	0.000	0.000		0.001	-	-			0.000	0.000	0.000		3.97	-	-	0.000	0.000	0.000		3.97	-	-			0.140
15.000	0.000	0.000	0.000		0.001	-	-	0.000	0.000	0.000		0.001	-	-			0.000	0.000	0.000		4.97	-	-	0.000	0.000	0.000		4.97	-	-			0.150
Totals:						0	787					10	63	0	0			0	40					20	380	0	0						
Number of Trades:						0						2		0				0.00						4		0							

Lending Products	Underlying Title	Multilateral Transactions[1]					Bilateral Transactions[2]		Stock Borrowing through OTC (volume)[3]
		Open Interest[5]	Volume(Offered)	Average Weighted	Transactions volume	Average Weighted	Transactions Volume	Average Weighted	Transactions Volume
ADMIEBOR	ADMIE (IPTO) HOLDING S.A. (CR)	3,500	---	---	---	---	---	88,452	
AEGNBOR	AEGEAN AIRLINES (CR)	3,949	---	---	---	---	---	21,619	
ALPHABOR	ALPHA SERVICES HOLD (CR)	150,811	---	---	---	---	---	82,726,733	
ALMYBOR	ALUMIL (CR)	---	---	---	---	---	---	---	
TATTBOR	ATTICA BANK S.A. (CR)	7,050	---	---	---	---	---	370	
EEEBOR	CC HBC AG (CR)	3,988	---	---	---	---	---	70,546	
CENERBOR	CENERGY HOLDINGS (CB)	---	---	---	---	---	---	---	
ELLAKTORBOR	ELLAKTOR (CR)	---	---	---	---	---	---	6,870	
EUROBBOR	EUROBANK HOLDINGS (CR)	76,000	---	---	---	---	---	54,496,811	
EYDAPBOR	EYDAP S.A. (CR)	3,800	---	---	---	---	---	232,781	
FFGRPBOR	FOLLI FOLLIE (CR)	---	---	---	---	---	---	900,530	
FOYRKBOR	FOURLIS (CR)	---	---	---	---	---	---	48,250	
GEKTERNABOR	GEK TERNA (CR)	---	---	---	---	---	---	1,293	
SARBOR	GR. SARANTIS S.A. (CR)	---	---	---	---	---	---	11,390	
EXAEBOR	HELLENIC EXCHANGES-A.S.E. (CR)	3,000	---	---	---	---	---	152,047	
ELPEBOR	HELLENIC PETROLEUM (CR)	---	---	---	---	---	---	76,971	
INTRKBOR	INTRACOM HOLDINGS (CR)	300	---	---	---	---	---	---	
BELABOR	JUMBO SA (CR)	---	---	---	---	---	---	80,330	
LAMDABOR	LAMDA DEVELOPMENT SA (CR)	---	---	---	---	---	---	17,000	
MIGBOR	MARFIN INVESTMENT GROUP (CR)	---	---	---	---	---	---	794,474	
MOHBOR	MOTOR OIL (CR)	1,500	---	---	---	---	---	294,072	
MYTILBOR	MYTILINEOS (CR)	6,000	---	---	---	---	---	44,096	
ETEBOR	NATIONAL BANK (CR)	---	---	---	---	---	---	8,084,722	
OPAPBOR	OPAP (CR)	3,000	---	---	---	---	---	1,451,953	
HTOBOR	OTE (CR)	15,000	---	---	---	---	---	1,444,418	
PPABOR	P.P.A. S.A. (CR)	544	---	---	---	---	---	10,401	
TPEIRBOR	PIRAEUS FINANCIAL HOLD (CR)	---	---	---	---	---	---	5,194,675	
PLAISBOR	PLAISIO COMPUTERS SA (CR)	---	---	---	---	---	---	4,000	
PPCBOR	PPC (CR)	3,000	---	---	---	---	---	1,609,147	
QUALBOR	QUALITY & RELIABILITY SA (CR)	---	---	---	---	---	---	---	
TENERGYBOR	TERNA ENERGY (CR)	---	---	---	4,117	3.79%	---	29,069	

Stock Lending Notes

[1] - Multilateral contracts Lending or Borrowing as per Methods 8-1, 8-2 and 8-3-3 (According to ATHEX BoD Resolution No.17)

[2] - Bilateral Contracts Lending or Borrowing as per Methods 8-3-1 and 8-3-2 (According to ATHEX BoD Resolution No.20)

[3] - The information concerning OTC Stock Borrowing Transactions is based on the statements of the Dematerialised Securities System (DSS) operators involved and refers to volumes that have been registered up until the previous working day.

[4] - Average Price (Volume weighted)

[5] - The Data concerning Open Interest before the start of trading session

Lending Products	Underlying Title	Open Interest[5]	Multilateral Transactions[1]				Bilateral Transactions[2]		Stock Borrowing through OTC (volume)[3]
			Volume(Offered)	Average Weighted	Transactions volume	Average Weighted	Transactions Volume	Average Weighted	Transactions Volume
TITCBOR	TITAN CEMENT (CB)	---	---	---	---	---	---	269,428	
VIOBOR	VIOHALCO SA/NV (CB)	447	---	---	---	---	---	---	

Stock Lending Notes

[1] - Multilateral contracts Lending or Borrowing as per Methods 8-1, 8-2 and 8-3-3 (According to ATHEX BoD Resolution No.17)

[2] - Bilateral Contracts Lending or Borrowing as per Methods 8-3-1 and 8-3-2 (According to ATHEX BoD Resolution No.20)

[3] - The information concerning OTC Stock Borrowing Transactions is based on the statements of the Dematerialised Securities System (DSS) operators involved and refers to volumes that have been registered up until the previous working day.

[4] - Average Price (Volume weighted)

[5] - The Data concerning Open Interest before the start of trading session

Sectors codification for listed companies

12003 -	ETF	10101010	Computer Services
10101015	Software	10102030	Computer Hardware
15101010	Telecommunications Equipment	15102015	Telecommunications Services
20101010	Health Care Facilities	20101025	Health Care Services
20102010	Medical Equipment	20103015	Pharmaceuticals
30101010	Banks	30202000	Diversified Financial Services
30202010	Asset Managers & Custodians	30202015	Investment Services
30302010	Full Line Insurance	30302015	Insurance Brokers
30302025	Property and Casualty Insurance	35101010	Real Estate Holding and Development
35101015	Real Estate Services	35102000	Diversified REITs
35102030	Office REITs	40201040	Rental & Leasing Services: Consumer
40202010	Home Construction	40202015	Household Furnishings
40202020	Household Appliance	40203040	Electronic Entertainment
40203045	Toys	40204020	Clothing & Accessories
40301010	Entertainment	40301030	Publishing
40301035	Radio & TV Broadcasters	40401010	Diversified Retailers
40401020	Apparel Retailers	40401025	Home Improvement Retailers
40401030	Specialty Retailers	40501010	Airlines
40501015	Travel & Tourism	40501020	Casinos & Gambling
40501025	Hotels & Motels	45101015	Distillers & Vintners
45101020	Soft Drinks	45102010	Farming Fishing Ranching & Plantations
45102020	Food Products	45103010	Tobacco
45201010	Food Retailers & Wholesalers	45201020	Personal Products
50101010	Construction	50101030	Cement
50101035	Building Materials: Other	50202010	Electrical Components
50203000	Diversified Industrials	50203015	Plastics
50203030	Containers & Packaging	50204000	Machinery: Industrial
50204020	Machinery: Construction & Handling	50205010	Industrial Suppliers
50205020	Back Office Support HR & Consulting	50205030	Forms & Bulk Printing Services
50206015	Commercial Vehicles & Parts	50206030	Marine Transportation
50206060	Transportation Services	55101000	Diversified Materials
55101020	Textile Products	55102000	General Mining
55102010	Iron & Steel	55102015	Metal Fabricating
55102035	Aluminum	60101000	Integrated Oil & Gas
60101020	Oil Refining and Marketing	65101010	Alternative Electricity
65101015	Conventional Electricity	65102030	Water



ATHEX
Athens Stock Exchange

Λεωφ. Αθηνών 110 104 42 Αθήνα
110, Athinon Ave. GR 104 42 Athens
tel. (+30)210-33.66.800, fax (+30)210-33.66.101
www.athexgroup.gr