


21

Ημερήσιο Δελτίο  
Συναλλακτικής Δραστηριότητας

Daily Official List  
of Trading Activity

Friday, 3 September, 2021  
Year: 142 Trading Day No: 166



**ATHEXGROUP**  
Athens Exchange Group

**Disclaimer:**

Hellenic Exchanges-Athens Stock Exchange S.A endeavours to ensure that the data and other material ("Information") presented on the Daily Official List are accurate and complete, but it is not liable for any errors or omissions of data or /and for the accuracy, credibility, updating and completeness of the aforesaid information nor it has any liability arising directly or indirectly from the use of the above Information.

The Company is not liable for the accuracy of the data included in listed companies' announcements. Only the sender of such an announcement is fully and solely liable for any infringement of third party's rights from the content of such announcement. All contents of the Daily Official List are provided only for information purposes and do not constitute investment advice or solicitation to invest in securities or other products listed for trading on the Exchange.

You acknowledge and agree that the Company is the owner of any property rights related to any Information appearing on the Daily Official List including intellectual property rights copyright, trademarks, etc.

The above data are a property of the Hellenic Exchanges-Athens Exchange and are copyright protected. Users are forbidden to reproduce, modify, copy, sale, transmit or redistribute, by all reproduction means and methods, part or the whole of the above data, without reference to their source.

The commercial exploitation of these data is, also, forbidden by third parties. Hellenic Exchanges-Athens Exchange does not carry any responsibility, direct or indirect, derived from usage or accidental alteration of the above data when used by third parties.

---

**Hellenic Exchanges – Athens Stock Exchange S.A.**

110 Athinon Ave., 10442 Athens, Tel: (210) 33.66.800, Fax: (210) 32.13.938

[www.athexgroup.gr](http://www.athexgroup.gr)

---

**Thessalonica Stock Exchange Center (T.S.E.C)**

16-18 Katouni Str., Thessalonica 546 25 Tel: (2310) 567.667, Fax: (2310) 530.545

**Athex Members Guarantee Fund**

14-16 Fidiou Str., Athens 106 78, Tel: (210) 33.04.682, Fax: (210) 33.04.155

**Hellenic Republic Capital Market Commission**

1 Kolokotroni Str. & 1 Stadiou Str., Athens 10562 Tel: (210) 33.77.100 Fax: (210) 33.77.173

---

**Table of Contents**

---

**Section 1: Statistical Figures of Securities, Derivatives and Lending**

Summary of Markets

Athex Indices

Analytic Figures for Athex Market's Boards and Categories

Trading Details by Athex Sectors and Financial Instruments (ETFs)

Top 10 best &amp; worst performing Shares

Derivatives Summary

**Section 2: Analytic Figures of Shares Transactions**

Analytic Figures of Shares Transactions

Shares' Notes

**Section 3: Figures of Securities Transactions**

Securities Blocks Details

Shares Rights Details

Stock Borrowing

Forced Sales Details

Forced Sales Registered Shares

Exchange Traded Funds (ETFs) Characteristics

**Section 5: Bonds traded in Fixed Income Assets Market**

Convertible Corporate Bonds - Regulated Market

Non Convertible Corporate Bonds - Regulated Market

Government Bonds

Treasury Bills &amp; Zero Coupon Government Bonds

Government Bonds Traded with the Open Outcry Method

State Banks Bonds

**Section 6: Additional Infos**

Athex &amp; ATHEXClear Members List

List of Stocks under Market Making operations

**Section 7: Derivatives Market Analytic Figures**

Index Futures

Stock Futures

Index Options

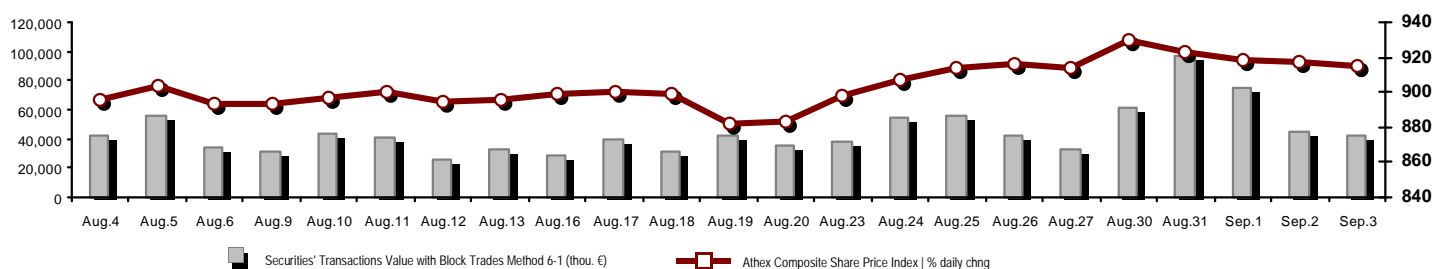
Stock Options

Stock Lending Analytic Figures

**Appendix A: Sectors codification for listed companies**

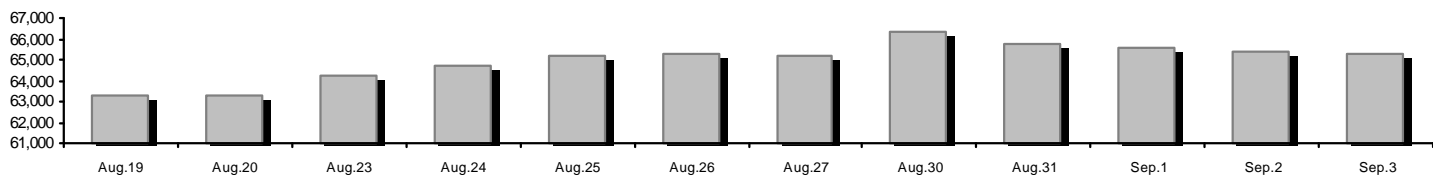
## Summary of Markets

Athex Composite Share Price Index vs Shares and Derivatives Transactions Value

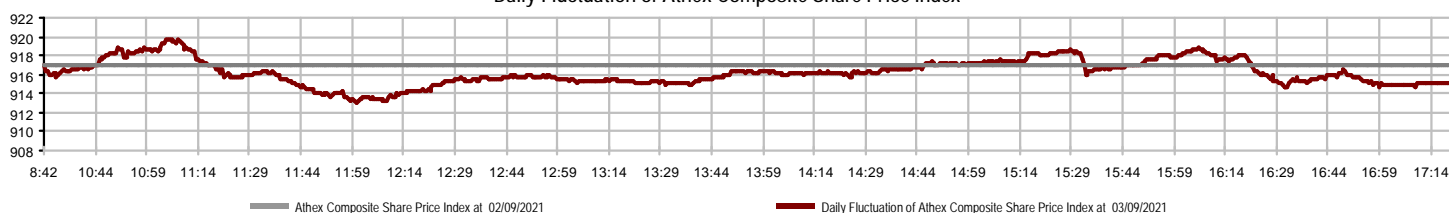


Athex Capitalisation (mill. €) **:	65,244.98	Derivatives Total Open Interest	616,956
Daily change: mill. €   %	-129.29 -0.20%	in Index Futures   % daily chng	5,189 0.19%
Yearly Avg Capitalisation: mill. €   % chng prev year Avg	59,078.74 24.66%	in Stock Futures   % daily chng	608,463 -0.10%
Athex Composite Share Price Index   % daily chng	915.05 -0.22%	in Index Options   % daily chng	1,610 3.14%
Athex Composite Share Price Index Capitalisation (mill. €)	59,303.25	in Stock Options   % daily chng	1,694 13.08%
Daily change (mill. €)	-125.92		
Securities' Transactions Value with Block Trades Method 6-1 (t)	41,688.70	Derivatives Contracts Volume:	14,678
Daily change: %	-3,771.76 -8.30%	Daily change: pieces   %	4,023 37.76%
YtD Avg Trans. Value: thou. €   % chng prev year Avg	73,224.83 14.34%	YtD Avg Derivatives Contracts % chng prev year Avg	55,400 38.29%
Blocks Transactions Value of Method 6-1 (thou. €)	1,502.01	Derivatives Trades Number:	1,191
Blocks Transactions Value of Method 6-2 & 6-3 (thou. €)	0.00	Daily change: number   %	224 23.16%
Bonds Transactions Value (thou.€)	730.80	YtD Avg Trades number % chng prev year Avg	2,312 -12.89%
Securities' Transactions Volume with Block Trades Method 6-1 (th	22,062.63	Lending Total Open Interest	125,078
Daily change: thou. pieces   %	4,869.62 28.32%	Daily change: pieces   %	-3,705 -2.88%
YtD Avg Volume: % chng prev year Avg	39,250.00 -4.48%	Lending Volume (Multilateral/Bilateral)	156,811
Blocks Transactions Volume of Method 6-1 (thou. Pieces)	1,218.00	Daily change: pieces   %	156,811
Blocks Transactions Volume of Method 6-2 & 6-3 (thou. Pieces)	0.00		
Bonds Transactions Volume	732,135	Multilateral Lending	156,811
		Bilateral Lending	0
Securities' Trades Number with Block Trades Method 6-1	22,705	Lending Trades Number:	11
Daily change: number   %	-692 -2.96%	Daily change: %	11
YtD Avg Trades number % chng prev year Avg	31,875 -2.33%	Multilateral Lending Trades Number	11
Number of Blocks Method 6-1	3	Bilateral Lending Trades Number	0
Number of Blocks Method 6-2 & 6-3	0		
Number of Bonds Transactions	70		

Athex Capitalisation (mill. €) \*\*



Daily Fluctuation of Athex Composite Share Price Index



## Athex Indices

Index name	03/09/2021	02/09/2021	pts.	%	Min	Max	Year min	Year max	Year change
Athex Composite Share Price Index	915.05 €	917.06	-2.01	-0.22%	912.98	919.74	726.02	931.94	13.11% #
Athex ESG Index	1,035.78 €	1,036.06	-0.28	-0.03%	1,030.78	1,039.55	986.45	1,050.47	--- -
FTSE/Athex Large Cap	2,200.59 €	2,202.22	-1.63	-0.07%	2,190.82	2,208.53	1,718.82	2,259.27	13.75% #
FTSE/Athex Mid Cap Index	1,516.17 #	1,509.78	6.39	0.42%	1,508.90	1,525.64	1,026.21	1,532.23	36.92% #
FTSE/ATHEX-CSE Banking Index	433.12 #	428.52	4.60	1.07%	427.17	434.66	306.88	483.96	10.26% #
FTSE/ATHEX High Dividend Yield Index	3,089.93 €	3,106.81	-16.88	-0.54%	3,084.54	3,111.14	2,542.41	3,169.38	14.27% #
FTSE/ATHEX Global Traders Index Plus	2,526.07 €	2,531.61	-5.54	-0.22%	2,521.70	2,539.76	1,943.84	2,565.79	20.21% #
FTSE/ATHEX Mid & Small Cap Factor-Weighted Ind	4,272.88 #	4,271.43	1.45	0.03%	4,252.90	4,284.52	2,996.13	4,351.02	36.77% #
ATHEX Select Index Plus	3,499.56 €	3,499.91	-0.35	-0.01%	3,488.26	3,518.48	2,805.20	3,565.24	13.60% #
ATHEX Select Index	4,600.42 #	4,594.80	5.62	0.12%	4,583.46	4,609.61	2,785.00	4,672.97	51.94% #
FTSE/Athex Market Index	546.66 €	547.25	-0.59	-0.11%	544.95	549.25	424.25	554.77	15.43% #
FTSE Med Index	5,520.96 €	5,545.99	-25.03	-0.45%			4,489.55	5,568.53	21.73% #
Athex Composite Index Total Return Index	1,562.99 €	1,566.41	-3.42	-0.22%	1,559.45	1,571.00	1,220.96	1,591.84	14.88% #
FTSE/Athex Large Cap Total Return	3,407.17 €	3,408.03	-0.86	-0.03%			2,707.58	3,444.74	14.74% #
FTSE/Athex Mid Cap Total Return	1,944.83 #	1,936.64	8.19	0.42%			1,313.08	1,949.62	39.91% #
FTSE/ATHEX-CSE Banking Total Return Index	372.92 #	368.96	3.96	1.07%			283.07	421.45	8.38% #
Hellenic Mid & Small Cap Index	1,413.35 €	1,416.70	-3.35	-0.24%	1,413.35	1,422.16	1,110.37	1,442.42	17.53% #
FTSE/Athex Banks	572.26 #	566.18	6.08	1.07%	564.39	574.29	405.46	639.42	10.26% #
FTSE/Athex Insurance	2,042.65 #	2,040.03	2.62	0.13%	2,039.26	2,069.90	1,885.00	2,192.44	6.98% #
FTSE/Athex Financial Services	792.21 #	786.75	5.46	0.69%	781.32	793.01	679.98	843.74	3.70% #
FTSE/Athex Industrial Goods & Services	3,948.22 €	3,951.65	-3.43	-0.09%	3,917.81	3,951.65	2,762.19	3,996.37	34.62% #
FTSE/Athex Retail	55.35 #	55.03	0.32	0.58%	55.03	55.71	46.54	58.68	11.66% #
FTSE/ATHEX Real Estate	5,554.84 €	5,554.97	-0.13	0.00%	5,518.53	5,581.22	4,187.35	5,770.64	15.12% #
FTSE/Athex Consumer Goods & Services	7,417.82 €	7,439.99	-22.17	-0.30%	7,364.35	7,493.41	6,939.31	9,231.17	-4.68% €
FTSE/Athex Food & Beverage	11,447.99 #	11,444.17	3.82	0.03%	11,444.17	11,584.27	9,045.03	12,311.96	15.81% #
FTSE/Athex Basic Resources	7,520.81 #	7,509.61	11.20	0.15%	7,477.57	7,583.13	5,233.31	8,597.84	22.21% #
FTSE/Athex Construction & Materials	3,316.91 €	3,335.22	-18.31	-0.55%	3,300.93	3,339.89	2,565.75	3,422.77	20.13% #
FTSE/Athex Energy	3,376.72 €	3,423.39	-46.67	-1.36%	3,371.62	3,442.59	2,835.10	3,724.35	13.89% #
FTSE/Athex Travel & Leisure	2,087.34 #	2,070.04	17.30	0.84%	2,052.45	2,089.79	1,540.34	2,174.23	20.48% #
FTSE/Athex Technology	1,735.77 #	1,734.70	1.07	0.06%	1,722.09	1,754.45	1,043.00	1,768.24	58.90% #
FTSE/Athex Telecommunications	4,476.34 €	4,577.65	-101.31	-2.21%	4,472.79	4,577.65	3,294.37	4,734.07	22.82% #
FTSE/Athex Utilities	5,289.67 €	5,322.35	-32.68	-0.61%	5,283.87	5,365.45	4,264.97	5,410.79	14.93% #
FTSE/Athex Personal Products	8,628.88 €	8,714.63	-85.75	-0.98%	8,576.06	8,719.80	8,270.74	9,116.06	-4.59% €
Athex All Share Index	228.92 €	229.41	-0.48	-0.21%	228.92	228.92	175.88	232.71	22.06% #
Hellenic Corporate Bond Index	127.79 €	127.81	-0.01	-0.01%			122.29	127.86	4.70% #
Hellenic Corporate Bond Price Index	96.28 €	96.30	-0.02	-0.02%			93.98	96.40	2.60% #

Note 1: FTSE/Med 100, Hellenic Corporate Bond Price Index and Hellenic Corporate Bond Index closing prices refer to the previous trading day of 01/09/2021.

Note 2: The Hellenic Mid & Small Cap Index is a Customized index calculated by the Athens Exchange.

## Analytic Figures for Athex Market's Boards and Categories

	Total Traded Securities	Main Market	Surveillance	Exchange Traded Funds (ETFs)
Totals	131	115	15	1
Gain / Lose / Same:	53 / 57 / 21	48 / 51 / 16	4 / 6 / 5	1 / 0 / 0
Athex Capitalisation (mill. €) **	65,244.98	64,959.49	285.49	
Daily Average Trans/ons Value(thou.€)	73,224.83	73,042.96	221.03	21.78
Transactions Value	41,688.70	41,427.16	247.88	13.66
Main Board:	40,186.68	39,925.14	247.88	13.66
Blocks Board 6_2_3:	1,502.01	1,502.01	0.00	0.00
Forced Sales Board:	0.00	0.00	0.00	0.00
Special Terms Board:	0.00	0.00	0.00	0.00
Daily Average Transactions Volume	39,250,004	38,064,171	1,219,118	1,052
Transactions Volume	22,062,630	21,042,811	1,019,200	619
Main Board:	20,844,630	19,824,811	1,019,200	619
Blocks Board 6_2_3:	1,218,000	1,218,000	0	0
Forced Sales Board:	0	0	0	0
Special Terms Board:	0	0	0	0
Daily Average Number of Trades	31,875	31,597	275	3
Number of Trades	22,705	22,387	315	3
Main Board:	22,702	22,384	315	3
Blocks Board 6_2_3:	3	3	0	0
Forced Sales Board:	0	0	0	0
Special Terms Board:	0	0	0	0

## Trading Details by Athex Sectors and Financial Instruments (ETFs)

Code	Sectors	Gain / Lose / Same	Number of Trades	Transactions Volume	Transactions Value	% of Total Trans. Value
3010	- Banks	4 / 2 / 0	6,961	14,991,335	15,600,120.40	37.42%
5510	- Basic Resources	6 / 7 / 3	611	307,959	763,619.53	1.83%
5010	- Construction & Materials	5 / 5 / 3	1,319	628,398	1,166,000.80	2.80%
4020	- Consumer Products & Services	4 / 4 / 0	1,300	334,367	2,529,252.18	6.07%
6010	- Energy	1 / 3 / 0	1,035	175,188	1,893,075.01	4.54%
12000	- Financial Instruments	1 / 0 / 0	3	619	13,658.83	0.03%
3020	- Financial Services	2 / 0 / 2	317	1,858,176	155,371.12	0.37%
4510	- Food Beverage & Tobacco	4 / 3 / 1	128	14,260	236,900.59	0.57%
2010	- Health Care	1 / 2 / 1	54	16,309	20,489.64	0.05%
5020	- Industrial Goods & Service	7 / 7 / 5	2,226	1,150,992	4,112,568.89	9.86%
3030	- Insurance	1 / 0 / 1	73	15,262	73,497.42	0.18%
4030	- Media	0 / 0 / 1	14	10,950	5,241.75	0.01%
4520	- Personal Care, Drug & Grocery Stores	2 / 1 / 0	350	318,233	364,482.65	0.87%
3510	- Real Estate	2 / 5 / 1	807	135,967	911,227.43	2.19%
4040	- Retail	5 / 2 / 0	1,072	389,271	1,636,008.99	3.92%
1010	- Technology	4 / 6 / 0	613	120,565	558,552.24	1.34%
1510	- Telecommunications	0 / 3 / 1	2,111	415,813	4,646,644.88	11.15%
4050	- Travel & Leisure	3 / 3 / 2	1,060	458,074	1,651,189.30	3.96%
6510	- Utilities	1 / 4 / 0	2,651	720,892	5,350,794.67	12.84%

## Top 10 best &amp; worst performing Shares

## Main Market

With positive Price change	Closing price	change	With negative Price change	Closing price	change
ELGEKA SA (CR)	0.508	6.95% #	ILYDA S.A. (CR)	1.52	-4.70% Ⓔ
THRACE PLASTICS SA (CR)	8.37	3.85% #	AVAX S.A. (CR)	1.23	-3.30% Ⓔ
INTERWOOD-XYLEMPORIA (CR)	0.334	3.73% #	OTE (CR)	15.9	-2.27% Ⓔ
EPSILON NET (CR)	12.55	2.45% #	ATTICA HOLDINGS (CR)	1.075	-2.27% Ⓔ
PROFILE SA (CR)	6.16	2.33% #	AS COMPANY SA (CR)	2.25	-2.17% Ⓔ
EUROBANK HOLDINGS (CR)	0.848	2.22% #	IKTINOS HELLAS SA (CR)	0.857	-2.06% Ⓔ
ELTON SA (CR)	1.94	2.11% #	DROMEAS SA (CR)	0.441	-2.00% Ⓔ
IDEAL GROUP SA (CR)	3.42	2.09% #	HELLENIC PETROLEUM (CR)	5.91	-1.99% Ⓔ
PAPOUTSANIS (CR)	2.25	1.81% #	ADMIE (IPTO) HOLDING S.A. (CR)	2.64	-1.86% Ⓔ
NAFPAKTOS TEXTILE (CR)	1.31	1.55% #	UNIBIOS (CR)	0.65	-1.52% Ⓔ
With the highest Transactions Value	Value (thou. €)	change	With the highest Transactions Volume	Volume	change
EUROBANK HOLDINGS (CR)	7,266.49	2.22% #	EUROBANK HOLDINGS (CR)	8,606,546	2.22% #
OTE (CR)	4,265.06	-2.27% Ⓔ	ALPHA SERVICES HOLD (CR)	2,829,602	0.95% #
PPC (CR)	4,019.06	-0.69% Ⓔ	PIRAEUS FINANCIAL HOLD (CR)	2,038,289	-0.43% Ⓔ
ALPHA SERVICES HOLD (CR)	3,297.47	0.95% #	MARFIN INVESTMENT GROUP (CR)	1,835,410	0.29% #
PIRAEUS FINANCIAL HOLD (CR)	2,839.99	-0.43% Ⓔ	NATIONAL BANK (CR)	799,138	0.50% #
MYTILINEOS (CR)	2,527.47	-0.56% Ⓔ	ATTICA BANK S.A. (CR)	715,590	-0.94% Ⓔ
JUMBO SA (CR)	2,400.66	-0.38% Ⓔ	PPC (CR)	395,941	-0.69% Ⓔ
NATIONAL BANK (CR)	2,069.88	0.50% #	FOURLIS (CR)	350,861	0.69% #
FOURLIS (CR)	1,533.00	0.69% #	ELGEKA SA (CR)	286,100	6.95% #
MOTOR OIL (CR)	1,513.20	-1.09% Ⓔ	OTE (CR)	267,157	-2.27% Ⓔ

Note: Stocks that are not included in the "Under Supervision" category, and the transactions value is more than 10,000 €.

## Derivatives Summary

	Number of Trades	Volume	Open Interest
<b>Index Futures</b>	<b>83</b>	<b>313</b>	<b>5,189</b>
FTSE/Athex Banks	0	0	6
FTSE/Athex Large Cap	83	313	5,183
<b>Stock Futures</b>	<b>1,084</b>	<b>14,120</b>	<b>608,463</b>
ADMIE (IPTO) HOLDING S.A. (CR)	33	358	9,830
ALPHA SERVICES HOLD (CR)	70	1,593	56,466
ATTICA BANK S.A. (CR)	0	0	153
CC HBC AG (CR)	3	8	266
CENERGY HOLDINGS (CB)	27	117	10,674
ELLAKTOR (CR)	32	240	9,211
EUROBANK HOLDINGS (CR)	140	3,863	49,322
EYDAP S.A. (CR)	34	76	930
FOURLIS (CR)	15	54	2,943
GEK TERNA (CR)	39	204	9,573
HELLENIC EXCHANGES-A.S.E. (CR)	0	0	1,567
HELLENIC PETROLEUM (CR)	12	19	2,458
INTRACOM HOLDINGS (CR)	36	118	4,499
JUMBO SA (CR)	23	38	2,721
LAMDA DEVELOPMENT SA (CR)	56	139	5,865
MARFIN INVESTMENT GROUP (CR)	6	364	26,028
MOTOR OIL (CR)	27	92	3,100
MYTILINEOS (CR)	38	142	5,865
NATIONAL BANK (CR)	144	2,390	38,036
OPAP (CR)	17	64	1,661
OTE (CR)	89	345	2,757
P.P.A. S.A. (CR)	0	0	382
PIRAEUS FINANCIAL HOLD (CR)	34	2,646	336,759
PPC (CR)	195	1,191	15,115
TERNA ENERGY (CR)	1	2	2,714
TITAN CEMENT (CB)	5	12	1,116
VIOHALCO SA/NV (CB)	8	45	8,452
<b>Index Options</b>	<b>8</b>	<b>89</b>	<b>1,610</b>
FTSE/Athex Large Cap	8	89	1,610
<b>Stock Options</b>	<b>16</b>	<b>156</b>	<b>1,694</b>
ALPHA SERVICES HOLD (CR)	0	0	150
NATIONAL BANK (CR)	0	0	305
OPAP (CR)	0	0	35
OTE (CR)	0	0	31
PIRAEUS FINANCIAL HOLD (CR)	0	0	0
PPC (CR)	16	156	1,173
<b>Total Derivatives Traded</b>	<b>1,191</b>	<b>14,678</b>	<b>616,956</b>











Number of Outstanding Securities	Nominal Value	Dividends [1]			Date of Last Coupon		Note	Shares	Closing price	% change	Previous closing price/date	Open price	Price min	Price max	Last price	Avg price	Last Bid [7]	Last Ask [7]	P/E after tax	Year	Volume	Trades	Transactions Value[8]	Company Mkt Value (thou. €)	Year low	Year high	Sector[4]	
245,000	1.00	---	---	---	19/07/2010	11/12/2012	5194	TRIA ALFA SA (PR)	3.3	---	3.3	02/09/2021	3.26	3.26	3.3	3.3	3.285	9@3.30	370@3.58	---	2020	50	2	164.24	5,940.70	1.41	3.96	55101020

## Suspension Status

5,867,311	0.300	---	---	---	11/08/2010	28/04/2017	5243	DIONIC (CR)	0.11	---	0.11	30/06/2020	---	---	---	---	---	---	---	---	---	---	---	---	645.40	0.11	0.11	50205010
66,948,210	0.300	---	---	---	22/09/2015	22/09/2015	5179	FOLLI FOLLIE (CR)	4.8	---	4.8	24/05/2018	---	---	---	---	---	---	---	---	---	---	---	---	321,351.41	4.8	4.8	40401030
12,417,000	0.310	0.0205	---	---	27/08/2019	28/08/2017	5233	MLS MULTIMEDIA SA (CR)	0.57	---	0.57	12/05/2020	---	---	---	---	---	---	---	---	---	---	---	---	7,077.69	0.57	0.57	10101015
33,301,715	0.320	---	---	---	27/06/2003	08/07/2009	5241	AEGEK (CR)	0.035	---	0.035	25/06/2020	---	---	---	---	---	---	---	---	---	---	---	---	1,165.56	0.035	0.035	50101010
31,543,600	0.420	---	---	---	19/07/2010	19/12/2018	5205	RETHYMNON MEAT (CR)	1.09	---	1.085	# 30/04/2019	---	---	---	---	---	---	---	---	---	---	---	---	34,382.52	1.085	1.09	45102020
77,126,446	0.340	---	---	---	23/05/2005	18/08/2011	5206	G.E. DIMITRIOU (CR)	0.0125	---	0.0125	30/04/2019	---	---	---	---	---	---	---	---	---	---	---	---	964.08	0.0125	0.0125	40202020
7,085,888	1.59	---	---	---	02/07/1996	06/09/2010	5216	ELVIEMEK (CR)	2.6	---	2.6	30/09/2019	---	---	---	---	---	---	---	---	---	---	---	---	18,423.31	2.6	2.6	35101010
25,179,640	0.600	---	---	---	08/08/1994	19/09/2000	5191	J.BOUTARIS & SON (CR)	0.026	---	0.026	01/10/2018	---	---	---	---	---	---	---	---	---	---	---	---	742.45	0.026	0.026	45101015
1,540,000	0.600	---	---	---	08/08/1994	19/09/2000	5192	J.BOUTARIS & SON (PR)	0.057	---	0.057	01/10/2018	---	---	---	---	---	---	---	---	---	---	---	---	742.45	0.057	0.057	45101015

## Shares' Notes

Code	Note text
( )	- Adjusted dividends.
*	- Last adjusted closing price.
[1]	- Net dividends.
[2]	- The "Date of Last Coupon" for New listings refers to the date company's stocks started to trade in Athex
[3]	- The Company Market Value is referred to the number of outstanding shares
[4]	- Sectors codification can be found in Appendix A
[5]	- The Market Value refers to the total number of shares listed (including their several classes) in the exchange by the company.
[6]	- P/E greater than 100
[7]	- Last view of the Order Book before the end of the trading session
[8]	- All Blocks Methods' Transactions Value are included.
4750	- Transfer to the Under Surveillance Category from 8/4/2011.
4887	- Transfer to the Surveillance Category as of 10/4/2012.
4912	- Transfer to the Surveillance Category as of 31/7/2012.
4955	- Transfer to the Surveillance Category as from 5/4/2013.
4957	- Transfer to the Surveillance Category as from 5/4/2013.
4958	- Transfer to the Surveillance Category as from 5/4/2013.
4959	- Transfer to the Surveillance Category as from 5/4/2013.
5093	- Transfer to the Surveillance Category as of 8/4/2015.
5112	- Transfer to the Surveillance Category as of 15/04/2016.
5115	- Transfer to the Surveillance Category as of 15/04/2016.
5141	- Transfer to the Surveillance Category as of 10/05/2017.
5160	- Transfer to the Surveillance Category as of 15/04/2016.
5162	- Transfer to the Under Supervision Category as of 21/12/2009.
5165	- Transfer to the Surveillance Category as of 15/02/2018.
5178	- Transfer to the Surveillance Category as of 11/05/2018.
5179	- Suspension of trading as of 25/05/2018.
5191	- Suspension of trading as of 02/10/2018.
5192	- Suspension of trading as of 02/10/2018.
5193	- Transfer to the Surveillance Category as of 25/10/2018.
5194	- Transfer to the Surveillance Category as of 25/10/2018.
5197	- Transfer to the Surveillance Category as of 07/11/2018.
5205	- Suspension of trading as of 02/05/2019.
5206	- Suspension of trading as of 02/05/2019.
5216	- Suspension of trading as of 01/10/2019.
5232	- Transfer to the Under Surveillance Category from 08/04/2011.
5233	- Suspension of trading as of 13/05/2020.
5241	- Suspension of trading as of 26/06/2020.
5243	- Suspension of trading as of 01/07/2020.
5245	- Transfer to the Surveillance Category as of 09/07/2020.
5246	- Transfer to the Surveillance Category as of 09/07/2020.
5248	- Transfer to the Surveillance Category as of 06/09/20116.
5253	- Transfer to the Surveillance Category as of 14/5/2021.

## Securities Blocks Details

Securities	Block Volume	Price	Block Trade Value	Time of approval	Note
JUMBO SA (CR)	25,000	13.11	327,750.00	16:05:14	20
PIRAEUS FINANCIAL HOLD (CR)	300,000	1.39	417,000.00	17:09:34	20
EUROBANK HOLDINGS (CR)	893,000	0.848	757,264.00	17:17:10	20

## Blocks Notes

9 - Method 6-1 / Special Fees

10 - Method 6-1 / Special Fees, SDS

14 - Method 6-3 / Settlement, Incomplete Buy and Sell

18 - Method 6-2 / SPOT 1

19 - Method 6-2 / SPOT 2

20 - Method 6-1 and Method 6-1 Same Day Settlement

21 - Other Pre-agreed

**Shares Rights Details**

Occured date	Exercise from	Exercise until	Trading until	Rights	Price min	Price max	Closing price	Last Bid	Last Ask	Volume	Trades	Transactions Value
--------------	---------------	----------------	---------------	--------	-----------	-----------	---------------	----------	----------	--------	--------	--------------------

No Rights Transactions.



---

**Forced Sales Details**

---

Securities	Category of Security	Transactions Volume	Number of Trades	Transactions Value	Note
------------	----------------------	------------------------	---------------------	-----------------------	------

---

No Forced Transactions.

---

---

**Forced Sales Notes**

---

- 1 - Compulsory Public Forced Sales
- 2 - Forced Sales of Fixed Registered Shares
- 3 - Forced Sales of Remaining Fractional Shares

## Exchange Traded Funds (ETFs) Characteristics

	Transactions Date (T)	Creation / Redemption	Units (T-1)	New Units (T-1)	Redemption Units (T-1)	Units (T) [1]	Fund Assets [2]	Net Unit Price	Dividend per Unit	Dividend Date
ALPHA ETF FTSE Athex Large Cap	03/09/2021	5,000	882,175	---	---	882,175	19,479,120.00	22.0808	0.71	01/07/2021

## ETFs Notes

[1] - Units (T) = Units (T-1) + New Units (T-1) - Redemption Units (T-1)

[2] - The Creation / Redemption Units of T-1 are included.

## Non Convertible Corporate Bonds - Regulated Market

Num Listed Bonds	Nominal price	Issue price	Today's Rate	Exp. Date	Duration (years)	Note	Coupon		Trading	Corporate Bonds	Accrued Int.	Yield.T.Mat	Price min	Price max	Closing price	Previous closing price/date	Volume	Transactions Value	Last order		ear min	Year max		
							Common	Preferred											Price	Buy / Sell			Date	
20,148	1,000.00	1,000.00	4.95	26/06/2023	5	---	7	---	1	B&F COMM. & GARM. INDUS. S.A. (Non Convertible)	9.7625	5.5600	---	---	---	97.5000	02/09/2021	---	---	97.3601	B	33/09/2021	92.1501	100.5000
90,000	1,000.00	1,000.00	3.00	11/05/2023	5	---	7	---	1	CORAL A.E. (Non Convertible)	9.9167	1.8200	101.6000	101.6500	101.6500	102.0000	02/09/2021	38,000	38,993.83	100.6907	B	33/09/2021	101.0000	103.7500
120,000	1,000.00	1,000.00	3.95	04/04/2025	7	---	7	---	1	GEK TERNA S.A. (Non Convertible)	16.8972	2.3090	---	---	---	104.4430	02/09/2021	---	---	104.5000	B	33/09/2021	103.3350	105.8000
300,000	1,000.00	1,000.00	2.30	20/07/2028	7	---	1	---	1	PRODEA REIC S.A.(Non Convertible)	3.1306	2.4340	99.0077	99.3000	99.1617	99.1600	02/09/2021	196,000	195,012.93	99.1500	B	33/09/2021	97.0010	99.9400
100,000	1,000.00	1,000.00	2.70	25/05/2026	5	---	1	---	1	COSTAMARE PARTICIPATIONS PLC (Non Convertible)	7.8750	2.4900	100.8177	100.8177	100.8177	100.8460	02/09/2021	6,000	6,096.31	100.9200	B	33/09/2021	100.8000	102.5678
200,000	1,000.00	1,000.00	1.90	23/03/2028	7	---	1	---	1	MOTOR OIL CORINTH REFINERIES SA (Non Convertible)	8.8667	1.9510	99.5111	99.7498	99.6001	99.6810	02/09/2021	28,000	28,135.49	99.5002	B	33/09/2021	98.3121	100.9899
175,000	1,000.00	1,000.00	3.40	26/07/2024	5	---	5	---	1	ATTICA HOLDINGS S.A. (Non Convertible)	4.0611	4.3840	96.5500	97.0000	96.6112	96.7000	02/09/2021	63,000	61,120.88	96.6000	B	33/09/2021	90.0310	99.5000
39,892,816	1.00	1.00	5.00	04/10/2021	5	---	20	---	1	HOUSEMARKET S.A. (Non Convertible)	0.0089	1.6750	100.2500	100.2500	100.2500	100.3000	01/09/2021	1,135	1,147.93	99.0000	B	33/09/2021	100.2500	102.9900
150,000	1,000.00	1,000.00	2.60	22/10/2026	7	---	4	---	1	TERNA ENERGY FINANCE S.A. (Non Convertible)	9.9667	2.4370	100.2000	100.6000	100.2000	100.2170	02/09/2021	16,000	16,205.47	100.2000	B	33/09/2021	99.4000	103.0000
200,000	1,000.00	1,000.00	3.60	12/03/2026	7	---	5	---	1	AEGEAN AIRLINES S.A. (Non Convertible)	17.9000	3.4840	99.0000	99.3000	99.2100	98.7000	02/09/2021	50,000	50,526.60	99.3000	B	33/09/2021	93.1501	102.0000
200,000	1,000.00	1,000.00	2.10	27/10/2027	7	---	2	---	1	O.P.A.P. S.A. (Non Convertible)	7.7583	1.7480	101.3000	101.8000	101.8000	101.9000	02/09/2021	49,000	50,039.72	100.0000	B	33/09/2021	99.3000	102.8500
320,000	1,000.00	1,000.00	3.40	21/07/2027	7	---	3	---	1	LAMDA DEVELOPMENT S.A. (Non Convertible)	4.5333	2.9320	101.8000	101.8000	101.8000	101.8730	02/09/2021	9,000	9,202.80	101.7000	B	33/09/2021	97.8458	103.3500
500,000	1,000.00	1,000.00	2.75	03/07/2027	7	---	3	---	1	GEK TERNA S.A. (Non Convertible)	4.8889	2.8740	98.9000	98.9000	98.9000	98.8900	02/09/2021	276,000	274,313.33	98.7000	B	33/09/2021	97.8574	99.8900

## Corporate Bonds Notes

Transactions Volume = (Pieces) \* (Nominal Price). Transactions Value = (Pieces) \* (Nominal Price) \* (price %) + (Accrued interest).

The price of a Bond is stated as a percentage (%) of Bond's Nominal Price.

Nominal Price in Euros (€), except if it is noted differently.

## Government Bonds

Number Listed Bonds	Nominal price	Today's Rate	Accrued Interest Calc	Exp. Date [1]	Duration (years)	Note	Coupons Date	Curr. coupon value	Trading Unit	Government Bonds	Price min	Price max	Closing price	Previous closing price/date	Volume	Transactions Value	Price	Last order Buy / Sell	Date
3,000,000	1,000.00	4.38	Actual/Actual	01/08/2022	5	---	01/08	4.38	1	GGB-FXD-010822-05Y-4.375-1.000	---	---	---	---	---	---	1.0000	B	28/11/2018
4,500,000	1,000.00	1.88	Actual/Actual	04/02/2035	15	---	04/02	1.88	1	GGB-FXD-040235-15Y-1.875-1.000	---	---	---	---	---	---	---	---	---
2,500,000	1,000.00	3.45	Actual/Actual	02/04/2024	5	---	02/04	3.45	1	GGB-FXD-020424-05Y-3.450-1.000	---	---	---	---	---	---	---	---	---
6,000,000	1,000.00	0.75	Actual/Actual	18/06/2031	10	---	18/06	0.75	1	GGB-FXD-180631-10Y-0.750-1.000	---	---	---	---	---	---	---	---	---
4,355,990,324	1.00	3.50	Actual/Actual	30/01/2023	5	---	01/02 - 31/01	3.50	1	GGB-FXD-300123-05Y-3.500-1.000	---	---	---	94.5720 13/07/2018	---	---	1.0000	B	28/11/2018
5,962,747,327	1.00	3.75	Actual/Actual	30/01/2028	10	---	/02 - 01/02 - 31/	3.75	1	GGB-FXD-300128-10Y-3.750-1.000	---	---	---	85.4610 13/07/2018	---	---	1.0000	B	28/11/2018
6,091,218,404	1.00	3.90	Actual/Actual	30/01/2033	15	---	/02 - 01/02 - 31/	3.90	1	GGB-FXD-300133-15Y-3.900-1.000	---	---	---	78.6730 13/07/2018	---	---	1.0000	B	28/11/2018
4,805,399,486	1.00	4.00	Actual/Actual	30/01/2037	19	---	/02 - 01/02 - 31/	4.00	1	GGB-FXD-300137-19Y-4.000-1.000	---	---	---	77.0370 13/07/2018	---	---	1.0000	B	28/11/2018
4,603,713,186	1.00	4.20	Actual/Actual	30/01/2042	24	---	/02 - 01/02 - 31/	4.20	1	GGB-FXD-300142-24Y-4.200-1.000	---	---	---	77.7640 13/07/2018	---	---	1.0000	B	28/11/2018
550,418,123	1.00	4.30	Actual/Actual	24/02/2023	11	---	24/02	4.30	1	GGB-FXD-240223-11Y-2.000-1.000	---	---	---	10.0000 22/06/2015	---	---	10.0000	B	11/07/2019
445,007,576	1.00	4.30	Actual/Actual	24/02/2024	12	---	24/02	4.30	1	GGB-FXD-240224-12Y-2.000-1.000	---	---	---	10.0000 22/06/2015	---	---	---	---	---
423,674,226	1.00	4.30	Actual/Actual	24/02/2025	13	---	24/02	4.30	1	GGB-FXD-240225-13Y-2.000-1.000	---	---	---	10.0000 22/06/2015	---	---	---	---	---
212,292,153	1.00	4.30	Actual/Actual	24/02/2026	14	---	24/02	4.30	1	GGB-FXD-240226-14Y-2.000-1.000	---	---	---	10.0000 22/06/2015	---	---	---	---	---
160,621,352	1.00	4.30	Actual/Actual	24/02/2027	15	---	24/02	4.30	1	GGB-FXD-240227-15Y-2.000-1.000	---	---	---	10.0000 22/06/2015	---	---	---	---	---
183,244,055	1.00	4.30	Actual/Actual	24/02/2028	16	---	24/02	4.30	1	GGB-FXD-240228-16Y-2.000-1.000	---	---	---	10.0000 22/06/2015	---	---	---	---	---
164,802,894	1.00	4.30	Actual/Actual	24/02/2029	17	---	24/02	4.30	1	GGB-FXD-240229-17Y-2.000-1.000	---	---	---	10.0000 22/06/2015	---	---	---	---	---
165,460,943	1.00	4.30	Actual/Actual	24/02/2030	18	---	24/02	4.30	1	GGB-FXD-240230-18Y-2.000-1.000	---	---	---	10.0000 22/06/2015	---	---	---	---	---
129,007,241	1.00	4.30	Actual/Actual	24/02/2031	19	---	24/02	4.30	1	GGB-FXD-240231-19Y-2.000-1.000	---	---	---	10.0000 22/06/2015	---	---	---	---	---
126,192,683	1.00	4.30	Actual/Actual	24/02/2032	20	---	24/02	4.30	1	GGB-FXD-240232-20Y-2.000-1.000	---	---	---	10.0000 22/06/2015	---	---	---	---	---
146,905,168	1.00	4.30	Actual/Actual	24/02/2033	21	---	24/02	4.30	1	GGB-FXD-240233-21Y-2.000-1.000	---	---	---	10.0000 22/06/2015	---	---	---	---	---
154,475,606	1.00	4.30	Actual/Actual	24/02/2034	22	---	24/02	4.30	1	GGB-FXD-240234-22Y-2.000-1.000	---	---	---	10.0000 22/06/2015	---	---	---	---	---
144,429,441	1.00	4.30	Actual/Actual	24/02/2035	23	---	24/02	4.30	1	GGB-FXD-240235-23Y-2.000-1.000	---	---	---	10.0000 22/06/2015	---	---	---	---	---
166,211,676	1.00	4.30	Actual/Actual	24/02/2036	24	---	24/02	4.30	1	GGB-FXD-240236-24Y-2.000-1.000	---	---	---	10.0000 22/06/2015	---	---	---	---	---
145,461,669	1.00	4.30	Actual/Actual	24/02/2037	25	---	24/02	4.30	1	GGB-FXD-240237-25Y-2.000-1.000	---	---	---	10.0000 22/06/2015	---	---	---	---	---
146,941,087	1.00	4.30	Actual/Actual	24/02/2038	26	---	24/02	4.30	1	GGB-FXD-240238-26Y-2.000-1.000	---	---	---	10.0000 22/06/2015	---	---	---	---	---
135,115,612	1.00	4.30	Actual/Actual	24/02/2039	27	---	24/02	4.30	1	GGB-FXD-240239-27Y-2.000-1.000	---	---	---	10.0000 22/06/2015	---	---	---	---	---
141,909,637	1.00	4.30	Actual/Actual	24/02/2040	28	---	24/02	4.30	1	GGB-FXD-240240-28Y-2.000-1.000	---	---	---	10.0000 22/06/2015	---	---	---	---	---
136,788,720	1.00	4.30	Actual/Actual	24/02/2041	29	---	24/02	4.30	1	GGB-FXD-240241-29Y-2.000-1.000	---	---	---	10.0000 22/06/2015	---	---	---	---	---
163,643,410	1.00	4.30	Actual/Actual	24/02/2042	30	---	24/02	4.30	1	GGB-FXD-240242-30Y-2.000-1.000	---	---	---	10.0000 22/06/2015	---	---	---	---	---
4,000,000	1,000.00	3.88	Actual/Actual	12/03/2029	10	---	12/03	3.88	1	GGB-FXD-120329-10Y-3.875-1.000	---	---	---	---	---	---	100.0000	B	15/10/2019
3,000,000	1,000.00	0.00	Actual/Actual	12/02/2026	5	---	12/02	0.00	1	GGB-FXD-120226-05Y-0.000-1.000	---	---	---	---	---	---	---	---	---
503,753	1,000.00	0.32	FLR Actual/360	16/09/2021	2	---	16/03 - 16/09	---	1	GGB-FLT-160921-02Y-0.319-1.000	---	---	---	---	---	---	---	---	---
3,000,000	1,000.00	3.38	Actual/Actual	15/02/2025	7	---	15/02	3.38	1	GGB-FXD-150225-07Y-3.375-1.000	---	---	---	---	---	---	---	---	---
250,250	1,000.00	2.90	Actual/Actual	20/03/2023	4	---	20/03	2.90	1	GGB-FXD-200323-04Y-2.900-1.000	---	---	---	---	---	---	---	---	---
964,000	1,000.00	3.25	Actual/Actual	20/03/2025	6	---	20/03	3.25	1	GGB-FXD-200325-06Y-3.250-1.000	---	---	---	---	---	---	---	---	---

## Government Bonds Notes

Transactions Volume = (Pieces) \* (Nominal Price). Transactions Value = (Pieces) \* (Nominal Price) \* (price %) + (Accrued interest).

The Value of current coupon for the issues with NV 0.01 euro refers to NV 100 euros

FLR: Floating Interest Rate.

[1] - The Expiration Date of the interest bearing period and the Date for coupon payment.

## Government Bonds

Number Listed Bonds	Nominal price	Today's Rate	Accrued Interest Calc	Exp. Date [1]	Duration (years)	Note	Coupons Date	Curr. coupon value	Trading Unit	Government Bonds	Price min	Price max	Closing price	Previous closing price/date	Volume	Transactions Value	Price	Last order Buy / Sell	Date
2,100,000	1,000.00	3.55	Actual/Actual	20/03/2026	7	---	20/03	3.55	1	GGB-FXD-200326-07Y-3.550-1.000	---	---	---	---	---	---	---	---	---
5,500,000	1,000.00	1.50	Actual/Actual	18/06/2030	10	---	18/06	1.50	1	GGB-FXD-180630-10Y-1.500-1.000	---	---	---	---	---	---	---	---	---
5,364,250	1,000.00	3.25	Actual/Actual	20/03/2050	30	---	20/03	3.25	1	GGB-FXD-200350-30Y-3.250-1.000	---	---	---	---	---	---	---	---	---
2,000,000	1,000.00	2.00	Actual/Actual	22/04/2027	7	---	22/04	2.00	1	GGB-FXD-220427-07Y-2.000-1.000	---	---	---	---	---	---	99.9000	B	22/04/2020
2,500,000	1,000.00	1.88	Actual/Actual	23/07/2026	7	---	23/07	1.88	1	GGB-FXD-230726-07Y-1.875-1.000	---	---	---	---	---	---	---	---	---
2,500,000	1,000.00	1.88	Actual/Actual	24/01/2052	30	---	24/01	1.88	1	GGB-FXD-240152-30Y-1.875-1.000	---	---	---	---	---	---	---	---	---

## Government Bonds Notes

Transactions Volume = (Pieces) \* (Nominal Price). Transactions Value = (Pieces) \* (Nominal Price) \* (price %) + (Accrued interest).

The Value of current coupon for the issues with NV 0.01 euro refers to NV 100 euros

FLR: Floating Interest Rate.

[1] - The Expiration Date of the interest bearing period and the Date for coupon payment.

## Treasury Bills &amp; Zero Coupon Government Bonds

Issue Date	13-Week Maturity									26-Week Maturity									52-Week Maturity								
	Exp. Date	Initial Rate	Num Listed Bonds	Nominal price	Issue price	Last Trade Price	Last Trade Date	Volume Traded	Note	Exp. Date	Initial Rate	Num Listed Bonds	Nominal price	Issue price	Last Trade Price	Last Trade Date	Volume Traded	Note	Exp. Date	Initial Rate	Num Listed Bonds	Nominal price	Issue price	Last Trade Price	Last Trade Date	Volume Traded	Note
11/09/2020	---	---	---	---	---	---	---	---	---	---	---	---	---	---	---	---	---	---	10/09/2021	0.00	1,000,000	1,000.00	1,000.00	---	---	---	---
11/12/2020	---	---	---	---	---	---	---	---	---	---	---	---	---	---	---	---	---	---	10/12/2021	-0.26	1,000,000	1,000.00	1,002.60	---	---	---	---
12/03/2021	---	---	---	---	---	---	---	---	---	---	---	---	---	---	---	---	---	---	11/03/2022	-0.22	1,000,000	1,000.00	1,002.24	---	---	---	---
11/06/2021	---	---	---	---	---	---	---	---	---	---	---	---	---	---	---	---	---	---	10/06/2022	-0.31	1,600,000	1,000.00	1,003.10	---	---	---	---

Bonds in Circulation	Currency / Min nominal traded Value	Coupons Payment Date	Current Coupon Value	Note	Coupon	Trading Unit	Issue Date	Duration (years)	Today's Interest	A.I.C in days	Bonds	Last price of previous days		Last Outcry in Cash (euro)			Trades in Pieces	Life min	Life Max
												Price	Buy / Sell	Price	Buy / Sell	Date			
<b>Corporate Bonds in Foreign Currency and Euro</b>																			
103,746	GBP / 10	01/12	0.25	---	62	1	01/12/1930	98	2.5	360	National Mortgage Bank	2.27	05/02/1996	2.27	S	05/02/1996	---	2.27	2.27
0	GBP / 10	01/12	0.25	---	64	1	01/12/1928	100	2.5	360	National Mortgage Bank	---	---	---	---	---	---	---	---

## Government Bonds Notes

A.I.C: Accrued Interest Calculation base.

FLR: Floating Interest Rate.

The minimum tradeable Nominal Value for all Demeterialised Government Titles is 100 Euros.

(μτφρ-0)

Athex & ATHEXClear Members List

Member Name			Stock Market			Derivatives Market		ATHEXClear Member	
Address	Phone	Fax	Market Member	Remote Member	Market Maker	Proprietary	Market Maker	General Clearing	Direct Clearing
A. SARRIS SECURITIES S.A. 6, ΔΡΑΓΑΤΣΑΝΙΟΥ 6 ΑΘΗΝΑ	2103367700		a						
AEONIC SECURITIES C.I.F. P.L.C. , ΛΑΪΟΥ 6, ΓΡ. 301B, ANNA COURT	35725337600		a	a					
ALPHA BANK S.A. , ΣΤΑΔΙΟΥ 40 ΑΘΗΝΑ	2103260000							a	
ALPHA FINANCE INVESTMENT SERVICES SINGLE MEMBER SA 5, ΜΕΡΛΙΝ 5 ΑΘΗΝΑ	2103677400		a		a	a	a		a
ARGUS STOCKBROKERS LTD 25 , 25 ΛΕΩΦΟΡΟΣ ΔΗΜΟΣΘΕΝΗ ΣΕΒΕΡΗ	0035722717000		a	a		a			
ATLANTIC SECURITIES LTD 37, ΠΡΟΔΡΟΜΟΥ 37	0035722445400		a	a					
AXON SECURITIES S.A. 48, ΣΤΑΔΙΟΥ 48 ΑΘΗΝΑ	2103363800		a			a			
BETA SECURITIES S.A. 29 , Λ ΑΛΕΞΑΝΔΡΑΣ 29 ΑΘΗΝΑ	2106478930		a		a	a			a
BNP PARIBAS SECURITIES SERVICES 2, ΛΑΜΨΑΚΟΥ 2 ΑΘΗΝΑ	2107468500							a	
BOFA SECURITIES EUROPE SA , 112 AVENUE KL?BER 75116	+33 153655555		a	a					
CAPITAL SECURITIES S.A. 58, ΜΗΤΡΟΠΟΛΕΩΣ 58 ΑΘΗΝΑ	2103369700		a			a			
CFS SECURITIES INVESTMENT SERVICES S.A. 3, ΠΑΠΑΡΡΗΓΟΠΟΥΛΟΥ 3 ΑΘΗΝΑ	2103360800		a						
CITIGROUP GLOBAL MARKETS EUROPE AG 16, REUTERWEG 16 FRANKFURT	+49 691366-0		a	a					
CITIGROUP GLOBAL MARKETS LIMITED 1, 33 CANADA SQUARE -CANARY WHARF	+44 02079864000		a						
CREDIT SUISSE BANK (EUROPE), S.A. , CALLE AYALA 42, 3A PLANTA-B MADRID	+34917916000		a	a					
CREDIT SUISSE SECURITIES (EUROPE) LIMITED 1 , ONE CABOT SQUARE LONDON	+44 2078888888		a						
CYCLOS SECURITIES S.A. 39, ΠΑΝΕΠΙΣΤΗΜΙΟΥ 39 ΑΘΗΝΑ	2103364300		a			a			
DEUTSCHE BANK S.A. 1 , GREAT WINCHESTER STREET LONDON	+44 20 754 54209	00441133361437		a					
DYNAMIC SECURITIES S.A. , ΤΡΑΛΛΕΩΝ 2 & Λ ΣΥΓΓΡΟΥ 223 ΝΕΑ ΣΜΥΡΝΙ	2103677700		a			a			a
EUROBANK EQUITIES INVESTMENT FIRM S.A , ΦΙΛΕΛΗΝΩΝ 10 & ΞΕΝΟΦΩΝΤΟΣ 13 ΑΘΗΝΑ	2103720425		a		a	a	a		a
EUROBANK S.A. , ΘΕΩΝΟΣ 8 ΑΘΗΝΑ	2103337000							a	
EUROCORP INVESTMENT SERVICES S.A. 14, ΠΛ.ΦΙΛΙΚΗΣ ΕΤΑΙΡΕΙΑΣ 14 ΑΘΗΝΑ	2107263600		a			a			a
EUOTRUST INVESTMENT FIRM SA 113, ΣΕΒΑΣΤΟΥΠΟΛΕΩΣ 113 ΑΘΗΝΑ	2103363100		a						
EUROXX SECURITIES S.A. 7, ΠΑΛΑΙΟΛΟΓΟΥ ΧΑΛΑΝΔΡΙ 7, ΠΑΛΕΟΛΟΓΟΥ ΧΑΛΑΝΔΡΙ	(210)-6879400 (210)-6879401 +30 2106879400 210-6879401		a		a	a	a		a
G. A. PERVANAS SECURITIES- INVESTMENT SERVICES S.A. 7-9, ΣΟΦΟΚΛΕΟΥΣ 7-9 ΑΘΗΝΑ	2103727200		a						
GLOBAL CAPITAL SECURITIES & FINANCIAL SERVICES LTD 50, Λ ΑΡΧΙΕΠΙΣΚΟΠΟΥ ΜΑΚΑΡΙΟΥ Γ50	0035722710710		a	a					
HELLENIC AMERICAN SECURITIES S.A. 27, ΑΝΔΡΕΑ ΠΑΠΑΝΔΡΕΟΥ 27 ΜΑΡΟΥΣΙ	2103311100		a		a	a			a
HELLENIC BANK (INVESTMENTS) LTD , AVE.KYRIAKOU MATSI 31 - PO BOX 24747 NICOSIA	+357 22500100 357 22500110			a					
HSBC CONTINENTAL EUROPE 109-111, Λ.ΜΕΣΟΓΕΙΩΝ 109-111	2106960000							a	
INDEX SECURITIES S.A. 6, ΔΡΑΓΑΤΣΑΝΙΟΥ 6 ΑΘΗΝΑ	2103213920		a						
J. CHR. MAVRIKIS SECURITIES S.A. 5, ΣΟΦΟΚΛΕΟΥΣ 5 ΑΘΗΝΑ	2103216730		a						



Athex & ATHEXClear Members List

Member Name				Stock Market			Derivatives Market		ATHEXClear Member	
	Address	Phone	Fax	Market Member	Remote Member	Market Maker	Proprietary	Market Maker	General Clearing	Direct Clearing
KAPPA SECURITIES S.A.				a			a			
15, ΒΑΛΛΑΡΙΤΟΥ 15 ΑΘΗΝΑ	2103678600									
KARAMANOF SECURITIES & INVESTMENT SERVICES S.A.				a						
2, ΠΛ.ΑΓ.ΘΕΟΔΩΡΩΝ 2 ΑΘΗΝΑ	2103212947									
LAIKI FINANCIAL SERVICES LTD					a					
26, AVE. VYRONOS NICOSIA	357 22367367	357 22718567								
LEON DEPOLAS SECURITIES S.A.				a		a	a			
1, ΧΡΗΣΤΟΥ ΛΑΔΑ 1 ΑΘΗΝΑ	2103213276 -28									
MEGA EQUITY SECURITIES & FINANCIAL SERVICES PUBLIC LTD				a	a		a			
42-44, ΛΕΩΦ.ΓΡΙΒΑ ΔΙΓΕΝΗ 42-44	0035722711711									
MERIT SECURITIES S.A.				a		a	a			a
5, ΣΟΦΟΚΛΕΟΥΣ 5 ΑΘΗΝΑ	2103671880									
MERRILL LYNCH INTERNATIONAL				a						
2, 2 KING EDWARD STREET LONDON	+44 20276281000									
N. CHRYSOCHOIDIS SECURITIES S.A.				a			a			a
7-9, ΣΟΦΟΚΛΕΟΥΣ 7-9 ΑΘΗΝΑ	2103213913									
NATIONAL BANK OF GREECE S.A.				a			a		a	
86, ΑΙΟΛΟΥ ΣΤΡ. ΑΘΗΝΑ	(210)-3341000	(210)-3228187								
68, ΑΚΑΔΙΜΙΑΣ ΣΤΡ. ΑΘΗΝΑ	(210)-3328817	(210)-3328678								
NATIONAL SECURITIES S.A.				a		a	a	a		
66, ΛΕΩΦ. ΑΘΗΝΩΝ 128-132 ΑΘΗΝΑ	2103328784									
NUNTIUS BROKERAGE AND INVESTMENT SERVICES S.A				a						
6, ΔΡΑΓΑΤΣΑΝΙΟΥ 6 ΑΘΗΝΑ	2103350599									
ONE PLUS CAPITAL LIMITED				a	a					
, 75 PRODROMOU AVENUE NICOSIA 1307	35722873760									
OPTIMA BANK S.A.				a		a	a	a	a	
32, ΑΙΓΙΑΛΕΙΑΣ 32 & ΠΑΡΑΔΕΙΣΟΥ ΜΑΡΟΥΣΙ	2108173111									
PANTELAKIS SECURITIES S.A.				a		a	a	a		
57, ΕΘΝΙΚΗΣ ΑΝΤΙΣΤΑΣΕΩΣ 57, ΚΤΙΡΙΟ Β CHALANDRI	2106965000									
PEGASUS SECURITIES S.A				a			a			
17, ΒΑΛΛΑΡΙΤΟΥ 17 & ΑΜΕΡΙΚΗΣ ΑΘΗΝΑ	2103670700									
PIRAEUS BANK S.A.				a			a		a	
, ΑΜΕΡΙΚΗΣ 4 ΑΘΗΝΑ	2103335000									
PIRAEUS SECURITIES S. A.				a		a	a	a		a
10, ΣΤΑΔΙΟΥ 10 ΑΘΗΝΑ	2103354100									
PROCHOICE SECURITIES LTD				a	a					
57, ΛΕΩΦ.ΣΠΥΡΟΥ ΚΥΠΡΙΑΝΟΥ 57, ΑΚΙΝΗΤΑ Φ	035724661192									
SHARELINK SECURITIES & FINANCIAL SERVICES LTD				a			a			
6, HOUSE-ΘΕΟΤΟΚΗ 6 ΜΕΓΑΡΟ ΕΛΛΗΝΑ	+357 22554200									
SOCIETE GENERALE S.A.				a	a		a			
, 17 COURS VALMY, CEDEX	+157290504									
SOLIDUS SECURITIES S.A				a			a			a
64, ΛΟΥΙΖΗΣ ΡΙΑΝΚΟΥΡ 64 ΑΘΗΝΑ	2106900600									
ST. EM. LAVRENTAKIS SECURITIES S.A.				a			a			
7-9, ΣΟΦΟΚΛΕΟΥΣ 7-9 ΑΘΗΝΑ	2103213336									
THE CYPRUS INVESTMENT & SECURITIES CORPORATION LTD				a	a					
154, ΛΕΩΦ. ΚΥΡΗΝΕΙΑΣ	00357222121700									
UBS EUROPE SE				a	a					
, OPERNTURM, BOCKENHEIMER LANDSTRASSE 2-4	496921790									
UBS LIMITED					a					
1, FINSBURY AVENUE LONDON	+44 2075687135									

## List of Stocks under Market Making operations

Securities	Market Maker	Start Market Making	Stock Category
<b>MLS MULTIMEDIA SA (CR)</b>			<b>Suspension Status</b>
	PIRAEUS SECURITIES S. A.	01/08/2019	
<b>ALPHA ETF FTSE Athex Large Cap</b>			<b>Exchange Traded Funds (ETFs)</b>
	ALPHA FINANCE INVESTMENT SERVICES SINGLE MEMBER SA	02/01/1900	
	NATIONAL SECURITIES S.A.	02/01/1900	
<b>ADMIE (IPTO) HOLDING S.A. (CR)</b>			<b>Main Market</b>
	EUROBANK EQUITIES INVESTMENT FIRM S.A	24/05/2021	
	HELLENIC AMERICAN SECURITIES S.A.	09/03/2020	
	PIRAEUS SECURITIES S. A.	29/06/2017	
<b>AEGEAN AIRLINES (CR)</b>			<b>Main Market</b>
	EUROBANK EQUITIES INVESTMENT FIRM S.A	22/09/2020	
<b>ALPHA SERVICES HOLD (CR)</b>			<b>Main Market</b>
	ALPHA FINANCE INVESTMENT SERVICES SINGLE MEMBER SA	29/02/2016	
	EUROBANK EQUITIES INVESTMENT FIRM S.A	22/10/2006	
	HELLENIC AMERICAN SECURITIES S.A.	25/07/2014	
	LEON DEPOLAS SECURITIES S.A.	04/01/2016	
	MERIT SECURITIES S.A	03/09/2012	
	NATIONAL SECURITIES S.A.	02/01/1900	
	PIRAEUS SECURITIES S. A.	28/05/2009	
<b>ANDROMEDA SA (CR)</b>			<b>Main Market</b>
	BETA SECURITIES S.A.	15/02/2021	
<b>AS COMPANY SA (CR)</b>			<b>Main Market</b>
	EUROBANK EQUITIES INVESTMENT FIRM S.A	01/04/2019	
<b>ATTICA BANK S.A. (CR)</b>			<b>Main Market</b>
	EUROBANK EQUITIES INVESTMENT FIRM S.A	11/11/2019	
	EUROXX SECURITIES S.A.	22/01/2016	
	PIRAEUS SECURITIES S. A.	20/09/2017	
<b>AUTOHELLAS SA (CR)</b>			<b>Main Market</b>
	ALPHA FINANCE INVESTMENT SERVICES SINGLE MEMBER SA	01/07/2019	
	EUROXX SECURITIES S.A.	02/07/2018	
<b>AVAX S.A. (CR)</b>			<b>Main Market</b>
	EUROBANK EQUITIES INVESTMENT FIRM S.A	14/12/2015	
	PIRAEUS SECURITIES S. A.	01/02/2021	
<b>AVE (CR)</b>			<b>Main Market</b>
	EUROXX SECURITIES S.A.	05/06/2020	
<b>BRIQ PROPERTIES (CR)</b>			<b>Main Market</b>
	EUROBANK EQUITIES INVESTMENT FIRM S.A	09/09/2019	
	LEON DEPOLAS SECURITIES S.A.	22/02/2021	
<b>BYTE COMPUTER SA (CR)</b>			<b>Main Market</b>
	MERIT SECURITIES S.A	04/08/2008	
<b>CC HBC AG (CR)</b>			<b>Main Market</b>
	BETA SECURITIES S.A.	08/03/2021	
	NATIONAL SECURITIES S.A.	02/01/1900	
	PIRAEUS SECURITIES S. A.	04/05/2015	
<b>CENERGY HOLDINGS (CB)</b>			<b>Main Market</b>
	ALPHA FINANCE INVESTMENT SERVICES SINGLE MEMBER SA	02/01/2016	
	EUROBANK EQUITIES INVESTMENT FIRM S.A	02/01/2016	
<b>CNL CAPITAL (CR)</b>			<b>Main Market</b>
	MERIT SECURITIES S.A	01/10/2018	
<b>EKTER SA (CR)</b>			<b>Main Market</b>
	EUROBANK EQUITIES INVESTMENT FIRM S.A	16/10/2017	
	LEON DEPOLAS SECURITIES S.A.	21/05/2018	
<b>ELASTRON (CR)</b>			<b>Main Market</b>
	LEON DEPOLAS SECURITIES S.A.	20/02/2017	
<b>ELLAKTOR (CR)</b>			<b>Main Market</b>
	ALPHA FINANCE INVESTMENT SERVICES SINGLE MEMBER SA	18/03/2019	
	EUROBANK EQUITIES INVESTMENT FIRM S.A	01/06/2012	
	EUROXX SECURITIES S.A.	24/09/2018	
	NATIONAL SECURITIES S.A.	02/01/1900	
	PIRAEUS SECURITIES S. A.	22/10/2018	
<b>ELTON SA (CR)</b>			<b>Main Market</b>
	BETA SECURITIES S.A.	03/09/2012	
	LEON DEPOLAS SECURITIES S.A.	01/04/2019	
<b>ELVALHALCOR (CR)</b>			<b>Main Market</b>
	ALPHA FINANCE INVESTMENT SERVICES SINGLE MEMBER SA	07/05/2018	
	EUROBANK EQUITIES INVESTMENT FIRM S.A	07/05/2018	
<b>ELVE SA (CR)</b>			<b>Main Market</b>
	LEON DEPOLAS SECURITIES S.A.	02/11/2020	

## List of Stocks under Market Making operations

Securities	Stock Category
Market Maker	Start Market Making
<b>ENTERSOFT (CR)</b>	Main Market
EUROBANK EQUITIES INVESTMENT FIRM S.A	22/06/2020
<b>EUROBANK HOLDINGS (CR)</b>	Main Market
ALPHA FINANCE INVESTMENT SERVICES SINGLE MEMBER SA	09/01/2006
EUROBANK EQUITIES INVESTMENT FIRM S.A	01/06/2012
HELLENIC AMERICAN SECURITIES S.A.	25/07/2014
LEON DEPOLAS SECURITIES S.A.	30/11/2018
MERIT SECURITIES S.A	06/11/2017
NATIONAL SECURITIES S.A.	02/01/1900
PIRAEUS SECURITIES S. A.	28/09/2009
<b>EUROPEAN RELIANCE INSUR. (CR)</b>	Main Market
BETA SECURITIES S.A.	27/07/2020
PANTELAKIS SECURITIES S.A.	15/07/2019
<b>EYDAP S.A. (CR)</b>	Main Market
ALPHA FINANCE INVESTMENT SERVICES SINGLE MEMBER SA	27/01/2020
EUROBANK EQUITIES INVESTMENT FIRM S.A	10/06/2019
<b>FOURLIS (CR)</b>	Main Market
EUROBANK EQUITIES INVESTMENT FIRM S.A	01/12/2016
PIRAEUS SECURITIES S. A.	06/03/2017
<b>GEK TERNA (CR)</b>	Main Market
BETA SECURITIES S.A.	08/03/2021
EUROBANK EQUITIES INVESTMENT FIRM S.A	24/05/2021
PIRAEUS SECURITIES S. A.	29/08/2019
<b>GR. SARANTIS S.A. (CR)</b>	Main Market
BETA SECURITIES S.A.	14/05/2012
EUROBANK EQUITIES INVESTMENT FIRM S.A	24/10/2016
<b>HELLENIC EXCHANGES-A.S.E. (CR)</b>	Main Market
HELLENIC AMERICAN SECURITIES S.A.	01/09/2014
NATIONAL SECURITIES S.A.	02/01/1900
PIRAEUS SECURITIES S. A.	04/05/2015
<b>HELLENIC PETROLEUM (CR)</b>	Main Market
HELLENIC AMERICAN SECURITIES S.A.	14/09/2015
PIRAEUS SECURITIES S. A.	20/03/2017
<b>IDEAL GROUP SA (CR)</b>	Main Market
EUROBANK EQUITIES INVESTMENT FIRM S.A	07/06/2021
PIRAEUS SECURITIES S. A.	07/06/2021
<b>IKTINOS HELLAS SA (CR)</b>	Main Market
ALPHA FINANCE INVESTMENT SERVICES SINGLE MEMBER SA	01/04/2019
EUROBANK EQUITIES INVESTMENT FIRM S.A	25/02/2019
NATIONAL SECURITIES S.A.	02/01/1900
<b>INTERCONTINENTAL (CR)</b>	Main Market
LEON DEPOLAS SECURITIES S.A.	03/06/2019
<b>INTERWOOD-XYLEMPORIA (CR)</b>	Main Market
EUROBANK EQUITIES INVESTMENT FIRM S.A	05/07/2021
PANTELAKIS SECURITIES S.A.	01/07/2021
<b>INTRACOM HOLDINGS (CR)</b>	Main Market
LEON DEPOLAS SECURITIES S.A.	08/10/2018
<b>JUMBO SA (CR)</b>	Main Market
BETA SECURITIES S.A.	01/02/2021
EUROBANK EQUITIES INVESTMENT FIRM S.A	25/05/2020
MERIT SECURITIES S.A	06/11/2017
PIRAEUS SECURITIES S. A.	06/03/2017
<b>KARAMOLEGOS SA (CR)</b>	Main Market
EUROXX SECURITIES S.A.	04/10/2019
<b>KLOUKINAS - LAPPAS SA (CR)</b>	Main Market
BETA SECURITIES S.A.	22/09/2014
<b>KRI-KRI S.A. (CR)</b>	Main Market
EUROBANK EQUITIES INVESTMENT FIRM S.A	07/05/2018
LEON DEPOLAS SECURITIES S.A.	16/01/2017
<b>LAMDA DEVELOPMENT SA (CR)</b>	Main Market
EUROBANK EQUITIES INVESTMENT FIRM S.A	08/12/2014
PANTELAKIS SECURITIES S.A.	06/11/2017
PIRAEUS SECURITIES S. A.	29/06/2017
<b>LAMPASA HOTEL SA (CR)</b>	Main Market
LEON DEPOLAS SECURITIES S.A.	16/01/2017
<b>MARFIN INVESTMENT GROUP (CR)</b>	Main Market
EUROBANK EQUITIES INVESTMENT FIRM S.A	23/03/2015
PIRAEUS SECURITIES S. A.	02/02/2009

## List of Stocks under Market Making operations

Securities	Stock Category
Market Maker	Start Market Making
<b>MOTOR OIL (CR)</b>	<b>Main Market</b>
BETA SECURITIES S.A.	08/03/2021
EUROBANK EQUITIES INVESTMENT FIRM S.A	22/10/2006
LEON DEPOLAS SECURITIES S.A.	01/04/2019
MERIT SECURITIES S.A	25/02/2019
NATIONAL SECURITIES S.A.	02/01/1900
PIRAEUS SECURITIES S. A.	04/05/2015
<b>MYTILINEOS (CR)</b>	<b>Main Market</b>
ALPHA FINANCE INVESTMENT SERVICES SINGLE MEMBER SA	15/04/2019
EUROBANK EQUITIES INVESTMENT FIRM S.A	20/09/2017
MERIT SECURITIES S.A	25/02/2019
NATIONAL SECURITIES S.A.	02/01/1900
PIRAEUS SECURITIES S. A.	04/05/2015
<b>NATIONAL BANK (CR)</b>	<b>Main Market</b>
ALPHA FINANCE INVESTMENT SERVICES SINGLE MEMBER SA	09/01/2006
BETA SECURITIES S.A.	01/02/2021
EUROBANK EQUITIES INVESTMENT FIRM S.A	22/10/2006
HELLENIC AMERICAN SECURITIES S.A.	25/07/2014
LEON DEPOLAS SECURITIES S.A.	20/05/2015
MERIT SECURITIES S.A	03/09/2012
NATIONAL SECURITIES S.A.	02/01/1900
PIRAEUS SECURITIES S. A.	08/09/2008
<b>OPAP (CR)</b>	<b>Main Market</b>
ALPHA FINANCE INVESTMENT SERVICES SINGLE MEMBER SA	09/01/2006
EUROBANK EQUITIES INVESTMENT FIRM S.A	22/10/2006
HELLENIC AMERICAN SECURITIES S.A.	25/07/2014
MERIT SECURITIES S.A	20/03/2017
NATIONAL SECURITIES S.A.	02/01/1900
PIRAEUS SECURITIES S. A.	04/05/2015
<b>OTE (CR)</b>	<b>Main Market</b>
ALPHA FINANCE INVESTMENT SERVICES SINGLE MEMBER SA	09/01/2006
EUROBANK EQUITIES INVESTMENT FIRM S.A	22/10/2006
HELLENIC AMERICAN SECURITIES S.A.	25/07/2014
LEON DEPOLAS SECURITIES S.A.	20/04/2015
MERIT SECURITIES S.A	20/03/2017
NATIONAL SECURITIES S.A.	02/01/1900
PIRAEUS SECURITIES S. A.	08/09/2008
<b>P.P.A. S.A. (CR)</b>	<b>Main Market</b>
EUROBANK EQUITIES INVESTMENT FIRM S.A	06/02/2019
<b>PAPOUTSANIS (CR)</b>	<b>Main Market</b>
ALPHA FINANCE INVESTMENT SERVICES SINGLE MEMBER SA	19/11/2018
BETA SECURITIES S.A.	25/11/2013
<b>PETROPOULOS PETROS (CR)</b>	<b>Main Market</b>
EUROBANK EQUITIES INVESTMENT FIRM S.A	01/04/2019
PANTELAKIS SECURITIES S.A.	16/03/2020
<b>PIRAEUS FINANCIAL HOLD (CR)</b>	<b>Main Market</b>
ALPHA FINANCE INVESTMENT SERVICES SINGLE MEMBER SA	15/04/2019
EUROBANK EQUITIES INVESTMENT FIRM S.A	22/10/2006
EUROXX SECURITIES S.A.	15/02/2016
HELLENIC AMERICAN SECURITIES S.A.	25/07/2014
LEON DEPOLAS SECURITIES S.A.	30/11/2018
MERIT SECURITIES S.A	16/09/2013
NATIONAL SECURITIES S.A.	02/01/1900
PIRAEUS SECURITIES S. A.	16/02/2009
<b>PLAISIO COMPUTERS SA (CR)</b>	<b>Main Market</b>
EUROBANK EQUITIES INVESTMENT FIRM S.A	02/03/2015
<b>PPC (CR)</b>	<b>Main Market</b>
ALPHA FINANCE INVESTMENT SERVICES SINGLE MEMBER SA	09/01/2006
BETA SECURITIES S.A.	01/02/2021
EUROBANK EQUITIES INVESTMENT FIRM S.A	22/10/2006
HELLENIC AMERICAN SECURITIES S.A.	01/09/2014
MERIT SECURITIES S.A	06/11/2017
NATIONAL SECURITIES S.A.	02/01/1900
PIRAEUS SECURITIES S. A.	28/09/2009
<b>PREMA (CR)</b>	<b>Main Market</b>
BETA SECURITIES S.A.	01/06/2021
<b>PROFILE SA (CR)</b>	<b>Main Market</b>
PANTELAKIS SECURITIES S.A.	01/07/2019

## List of Stocks under Market Making operations

Securities	Market Maker	Start Market Making	Stock Category
<b>QUEST HOLDINGS (CR)</b>			
	BETA SECURITIES S.A.	26/03/2018	Main Market
	EUROBANK EQUITIES INVESTMENT FIRM S.A	28/01/2019	
<b>TERNA ENERGY (CR)</b>			
	BETA SECURITIES S.A.	08/03/2021	Main Market
	EUROBANK EQUITIES INVESTMENT FIRM S.A	24/05/2021	
	PIRAEUS SECURITIES S. A.	09/12/2019	
<b>THRACE PLASTICS SA (CR)</b>			
	ALPHA FINANCE INVESTMENT SERVICES SINGLE MEMBER SA	26/03/2018	Main Market
	EUROBANK EQUITIES INVESTMENT FIRM S.A	26/03/2018	
<b>TITAN CEMENT (CB)</b>			
	BETA SECURITIES S.A.	01/02/2021	Main Market
	EUROBANK EQUITIES INVESTMENT FIRM S.A	06/11/2019	
	PIRAEUS SECURITIES S. A.	18/01/2021	
<b>TZIRAKIAN PROFIL (CR)</b>			
	LEON DEPOLAS SECURITIES S.A.	19/07/2021	Main Market
<b>UNIBIOS (CR)</b>			
	LEON DEPOLAS SECURITIES S.A.	01/02/2021	Main Market
<b>VIOHALCO SA/NV (CB)</b>			
	ALPHA FINANCE INVESTMENT SERVICES SINGLE MEMBER SA	11/03/2008	Main Market
	EUROBANK EQUITIES INVESTMENT FIRM S.A	04/03/2014	
	MERIT SECURITIES S.A	17/03/2014	

Underlying Asset				Derivatives Market													
Price max	Price min	Closing price	change	Delivery Month	Open price	Price max	Price min	Last price	Closing price	Last Bid	Last Ask	Fixing price*	Life high	Life low	Trades	Volume	Open Interest
<b>FTSE/Athex Large Cap</b>																	
(Trade Unit: 1 Index Point x 2€, Cash Settlement)																	
2,208.53	2,190.82	2,200.59	-0.07%	September 2021	2,200.00	2,208.00	2,190.00	2,196.50	2,196.50	---	---	---	2,232.00	---	68	277	5,111
				October 2021	2,198.00	2,203.00	2,192.00	2,203.00	2,203.00	---	---	---	2,224.00	---	15	36	72
				November 2021	---	---	---	---	2,211.75	---	---	---	---	---	---	---	---
				December 2021	---	---	---	---	2,215.25	---	---	---	---	---	---	---	---
				March 2022	---	---	---	---	2,226.25	---	---	---	---	---	---	---	---
				June 2022	---	---	---	---	2,237.50	---	---	---	---	---	---	---	---
<b>FTSE/Athex Banks</b>																	
(Trade Unit: 1 Index Point x 15€, Cash Settlement)																	
574.29	564.39	572.26	1.07%	September 2021	---	---	---	---	565.50	---	---	---	569.25	---	---	---	6
				December 2021	---	---	---	---	569.50	---	---	---	---	---	---	---	---
				March 2022	---	---	---	---	572.50	---	---	---	---	---	---	---	---
				June 2022	---	---	---	---	575.25	---	---	---	---	---	---	---	---

Derivatives notes

Fixing prices and final open positions can be retrieved from the following path <http://www.helex.gr/el/web/guest/statistics-end-of-day-derivatives>

Underlying Asset				Derivatives Market													
Price max	Price min	Closing price	change	Delivery Month	Open price	Price max	Price min	Last price	Closing price	Last Bid	Last Ask	Fixing price*	Life high	Life low	Trades	Volume	Open Interest
<b>ADMIE (IPTO) HOLDING S.A. (CR)</b>				(Contract Size: 100 Securities, Physical Delivery)													
2.71	2.64	2.64	-1.86%	September 2021	2.61	2.61	2.56	2.56	2.56	---	---	---	2.73	---	33	358	9,830
				December 2021	---	---	---	---	2.71	---	---	---	---	---	---	---	---
				March 2022	---	---	---	---	2.72	---	---	---	---	---	---	---	---
				June 2022	---	---	---	---	2.73	---	---	---	---	---	---	---	---
<b>ALPHA SERVICES HOLD (CR)</b>				(Contract Size: 100 Securities, Physical Delivery)													
1.175	1.15	1.165	0.95%	September 2021	1.17	1.18	1.15	1.17	1.17	---	---	---	1.35	---	69	1,583	55,901
				December 2021	1.17	1.17	1.17	1.17	1.17	---	---	---	1.18	---	1	10	565
				March 2022	---	---	---	---	1.17	---	---	---	---	---	---	---	---
				June 2022	---	---	---	---	1.17	---	---	---	---	---	---	---	---
<b>ATTICA BANK S.A. (CR)</b>				(Contract Size: 100 Securities, Physical Delivery)													
0.1294	0.1246	0.127	-0.94%	September 2021	---	---	---	---	0.130	---	---	---	0.225	---	---	---	153
				December 2021	---	---	---	---	0.129	---	---	---	---	---	---	---	---
				March 2022	---	---	---	---	0.130	---	---	---	---	---	---	---	---
				June 2022	---	---	---	---	0.130	---	---	---	---	---	---	---	---
<b>CC HBC AG (CR)</b>				(Contract Size: 100 Securities, Physical Delivery)													
30.93	30.55	30.56	0.03%	September 2021	30.85	30.85	30.63	30.63	30.63	---	---	---	32.56	---	3	8	266
				December 2021	---	---	---	---	30.73	---	---	---	---	---	---	---	---
				March 2022	---	---	---	---	30.88	---	---	---	---	---	---	---	---
				June 2022	---	---	---	---	31.04	---	---	---	---	---	---	---	---
<b>CENERGY HOLDINGS (CB)</b>				(Contract Size: 100 Securities, Physical Delivery)													
2.65	2.545	2.63	1.35%	September 2021	2.59	2.64	2.59	2.63	2.63	---	---	---	2.86	---	16	25	10,302
				December 2021	2.55	2.68	2.55	2.66	2.66	---	---	---	2.71	---	11	92	372
				March 2022	---	---	---	---	2.62	---	---	---	---	---	---	---	---
				June 2022	---	---	---	---	2.64	---	---	---	---	---	---	---	---
<b>ELLAKTOR (CR)</b>				(Contract Size: 118 Securities, Physical Delivery)													
1.524	1.48	1.48	-0.80%	September 2021	1.49	1.52	1.49	1.49	1.49	---	---	---	1.61	1.19	30	233	9,159
				December 2021	1.50	1.50	1.49	1.49	1.49	---	---	---	1.60	---	2	7	52
				March 2022	---	---	---	---	1.51	---	---	---	---	---	---	---	---
				June 2022	---	---	---	---	1.52	---	---	---	---	---	---	---	---
<b>EUROBANK HOLDINGS (CR)</b>				(Contract Size: 100 Securities, Physical Delivery)													
0.85	0.8256	0.848	2.22%	September 2021	0.830	0.850	0.829	0.848	0.848	---	---	---	0.867	---	135	3,810	49,271
				December 2021	0.840	0.851	0.840	0.851	0.851	---	---	---	0.851	---	5	53	51
				March 2022	---	---	---	---	0.839	---	---	---	---	---	---	---	---
				June 2022	---	---	---	---	0.843	---	---	---	---	---	---	---	---

## Derivatives notes

Fixing prices and final open positions can be retrieved from the following path <http://www.helex.gr/el/web/guest/statistics-end-of-day-derivatives>

Underlying Asset				Derivatives Market													
Price max	Price min	Closing price	change	Delivery Month	Open price	Price max	Price min	Last price	Closing price	Last Bid	Last Ask	Fixing price*	Life high	Life low	Trades	Volume	Open Interest
<b>EYDAP S.A. (CR)</b>				(Contract Size: 100 Securities, Physical Delivery)													
8.43	8.27	8.43	0.84%	September 2021	8.40	8.43	8.30	8.35	8.35	---	---	---	8.88	---	34	76	930
				December 2021	---	---	---	---	8.41	---	---	---	---	---	---	---	---
				March 2022	---	---	---	---	8.45	---	---	---	---	---	---	---	---
				June 2022	---	---	---	---	8.49	---	---	---	---	---	---	---	---
<b>FOURLIS (CR)</b>				(Contract Size: 100 Securities, Physical Delivery)													
4.395	4.33	4.36	0.69%	September 2021	4.40	4.40	4.37	4.40	4.40	---	---	---	4.70	---	13	52	2,892
				December 2021	4.40	4.40	4.40	4.40	4.40	---	---	---	4.48	---	2	2	51
				March 2022	---	---	---	---	4.38	---	---	---	---	---	---	---	---
				June 2022	---	---	---	---	4.40	---	---	---	---	---	---	---	---
<b>GEK TERNA (CR)</b>				(Contract Size: 100 Securities, Physical Delivery)													
9.8	9.69	9.8	0.10%	September 2021	9.83	9.84	9.71	9.71	9.71	---	---	---	10.22	---	37	202	9,509
				December 2021	9.77	9.77	9.77	9.77	9.77	---	---	---	10.00	---	2	2	64
				March 2022	---	---	---	---	9.90	---	---	---	---	---	---	---	---
				June 2022	---	---	---	---	9.95	---	---	---	---	---	---	---	---
<b>HELLENIC EXCHANGES-A.S.E. (CR)</b>				(Contract Size: 102 Securities, Physical Delivery)													
3.91	3.85	3.91	0.77%	September 2021	---	---	---	---	3.88	---	---	---	3.97	---	---	---	1,567
				December 2021	---	---	---	---	3.90	---	---	---	---	---	---	---	---
				March 2022	---	---	---	---	3.92	---	---	---	---	---	---	---	---
				June 2022	---	---	---	---	3.94	---	---	---	---	---	---	---	---
<b>HELLENIC PETROLEUM (CR)</b>				(Contract Size: 100 Securities, Physical Delivery)													
6.09	5.85	5.91	-1.99%	September 2021	6.09	6.09	5.91	5.93	5.93	---	---	---	6.59	---	12	19	2,275
				December 2021	---	---	---	---	6.01	---	---	---	6.26	---	---	---	183
				March 2022	---	---	---	---	6.10	---	---	---	---	---	---	---	---
				June 2022	---	---	---	---	6.13	---	---	---	---	---	---	---	---
<b>INTRACOM HOLDINGS (CR)</b>				(Contract Size: 100 Securities, Physical Delivery)													
2.365	2.295	2.31	-0.43%	September 2021	2.29	2.36	2.29	2.33	2.33	---	---	---	2.54	---	21	45	4,249
				December 2021	2.31	2.38	2.31	2.35	2.35	---	---	---	2.57	---	15	73	250
				March 2022	---	---	---	---	2.35	---	---	---	---	---	---	---	---
				June 2022	---	---	---	---	2.36	---	---	---	---	---	---	---	---
<b>JUMBO SA (CR)</b>				(Contract Size: 100 Securities, Physical Delivery)													
13.3	13.05	13.15	-0.38%	September 2021	13.28	13.28	13.10	13.10	13.10	---	---	---	15.77	---	21	36	2,633
				December 2021	13.12	13.12	13.12	13.12	13.12	---	---	---	13.45	---	2	2	88
				March 2022	---	---	---	---	13.34	---	---	---	---	---	---	---	---
				June 2022	---	---	---	---	13.41	---	---	---	---	---	---	---	---

Derivatives notes

Fixing prices and final open positions can be retrieved from the following path <http://www.helex.gr/el/web/guest/statistics-end-of-day-derivatives>



Underlying Asset				Derivatives Market													
Price max	Price min	Closing price	change	Delivery Month	Open price	Price max	Price min	Last price	Closing price	Last Bid	Last Ask	Fixing price*	Life high	Life low	Trades	Volume	Open Interest
<b>LAMDA DEVELOPMENT SA (CR)</b>				(Contract Size: 100 Securities, Physical Delivery)													
8.16	8.055	8.105	-0.12%	September 2021	8.18	8.20	8.09	8.10	8.10	---	---	---	8.45	---	54	136	5,733
				December 2021	8.14	8.14	8.13	8.13	8.13	---	---	---	8.45	---	2	3	132
				March 2022	---	---	---	---	8.20	---	---	---	---	---	---	---	---
				June 2022	---	---	---	---	8.24	---	---	---	---	---	---	---	---
<b>MARFIN INVESTMENT GROUP (CR)</b>				(Contract Size: 100 Securities, Physical Delivery)													
0.0354	0.0344	0.0346	0.29%	September 2021	0.036	0.036	0.035	0.036	0.036	---	---	---	0.038	---	6	364	26,028
				December 2021	---	---	---	---	0.035	---	---	---	---	---	---	---	---
				March 2022	---	---	---	---	0.035	---	---	---	---	---	---	---	---
				June 2022	---	---	---	---	0.035	---	---	---	---	---	---	---	---
<b>MOTOR OIL (CR)</b>				(Contract Size: 100 Securities, Physical Delivery)													
13.9	13.62	13.65	-1.09%	September 2021	13.81	13.89	13.72	13.74	13.74	---	---	---	15.10	---	21	65	2,981
				December 2021	13.83	13.83	13.66	13.66	13.66	---	---	---	14.20	---	6	27	119
				March 2022	---	---	---	---	13.95	---	---	---	---	---	---	---	---
				June 2022	---	---	---	---	14.02	---	---	---	---	---	---	---	---
<b>MYTILINEOS (CR)</b>				(Contract Size: 100 Securities, Physical Delivery)													
15.98	15.84	15.94	-0.56%	September 2021	15.98	16.00	15.85	15.87	15.87	---	---	---	16.25	---	36	131	5,572
				December 2021	15.85	15.95	15.85	15.95	15.95	---	---	---	16.62	---	2	11	293
				March 2022	---	---	---	---	16.21	---	---	---	---	---	---	---	---
				June 2022	---	---	---	---	16.29	---	---	---	---	---	---	---	---
<b>NATIONAL BANK (CR)</b>				(Contract Size: 100 Securities, Physical Delivery)													
2.6	2.557	2.6	0.50%	September 2021	2.59	2.61	2.55	2.60	2.60	---	---	---	2.75	---	130	2,315	35,566
				December 2021	2.59	2.60	2.57	2.59	2.59	---	---	---	2.60	---	14	75	2,470
				March 2022	---	---	---	---	2.62	---	---	---	---	---	---	---	---
				June 2022	---	---	---	---	2.63	---	---	---	---	---	---	---	---
<b>OPAP (CR)</b>				(Contract Size: 100 Securities, Physical Delivery)													
13.22	12.97	13.21	0.92%	September 2021	12.99	13.21	12.99	13.21	13.21	---	---	---	13.34	---	17	64	1,661
				December 2021	---	---	---	---	13.17	---	---	---	---	---	---	---	---
				March 2022	---	---	---	---	13.23	---	---	---	---	---	---	---	---
				June 2022	---	---	---	---	13.30	---	---	---	---	---	---	---	---
<b>OTE (CR)</b>				(Contract Size: 100 Securities, Physical Delivery)													
16.265	15.88	15.9	-2.27%	September 2021	16.28	16.28	15.90	15.93	15.93	---	---	---	16.79	---	81	309	2,755
				December 2021	16.05	16.05	15.91	15.92	15.92	---	---	---	16.32	---	8	36	2
				March 2022	---	---	---	---	16.45	---	---	---	---	---	---	---	---
				June 2022	---	---	---	---	16.53	---	---	---	---	---	---	---	---

## Derivatives notes

Fixing prices and final open positions can be retrieved from the following path <http://www.helex.gr/el/web/guest/statistics-end-of-day-derivatives>

Underlying Asset				Derivatives Market													
Price max	Price min	Closing price	change	Delivery Month	Open price	Price max	Price min	Last price	Closing price	Last Bid	Last Ask	Fixing price*	Life high	Life low	Trades	Volume	Open Interest
<b>P.P.A. S.A. (CR)</b>				(Contract Size: 100 Securities, Physical Delivery)													
19.9	19.76	19.9	0.91%	September 2021	---	---	---	---	19.77	---	---	---	21.43	---	---	---	382
				December 2021	---	---	---	---	19.84	---	---	---	---	---	---	---	---
				March 2022	---	---	---	---	19.94	---	---	---	---	---	---	---	---
				June 2022	---	---	---	---	20.04	---	---	---	---	---	---	---	---
<b>PIRAEUS FINANCIAL HOLD (CR)</b>				(Contract Size: 6 Securities, Physical Delivery)													
1.409	1.388	1.388	-0.43%	September 2021	1.40	1.40	1.39	1.39	1.39	---	---	---	1.77	---	27	2,573	334,432
				December 2021	1.40	1.41	1.40	1.40	1.40	---	---	---	1.79	---	7	73	2,327
				March 2022	---	---	---	---	1.41	---	---	---	---	---	---	---	---
				June 2022	---	---	---	---	1.42	---	---	---	---	---	---	---	---
<b>PPC (CR)</b>				(Contract Size: 100 Securities, Physical Delivery)													
10.26	10.03	10.03	-0.69%	September 2021	10.05	10.26	10.03	10.05	10.05	---	---	---	10.26	---	174	1,084	14,600
				December 2021	10.22	10.26	10.05	10.05	10.05	---	---	---	10.26	---	21	107	515
				March 2022	---	---	---	---	10.21	---	---	---	---	---	---	---	---
				June 2022	---	---	---	---	10.26	---	---	---	---	---	---	---	---
<b>TERNA ENERGY (CR)</b>				(Contract Size: 100 Securities, Physical Delivery)													
12.06	11.96	11.96	-0.66%	September 2021	11.97	11.97	11.97	11.97	11.97	---	---	---	12.85	---	1	2	2,531
				December 2021	---	---	---	---	12.10	---	---	---	12.39	---	---	---	183
				March 2022	---	---	---	---	12.17	---	---	---	---	---	---	---	---
				June 2022	---	---	---	---	12.23	---	---	---	---	---	---	---	---
<b>TITAN CEMENT (CB)</b>				(Contract Size: 100 Securities, Physical Delivery)													
16.16	15.9	15.98	-0.87%	September 2021	15.94	15.94	15.90	15.90	15.90	---	---	---	17.38	---	5	12	1,077
				December 2021	---	---	---	---	16.26	---	---	---	16.40	---	---	---	39
				March 2022	---	---	---	---	16.30	---	---	---	---	---	---	---	---
				June 2022	---	---	---	---	16.38	---	---	---	---	---	---	---	---
<b>VIOHALCO SA/NV (CB)</b>				(Contract Size: 100 Securities, Physical Delivery)													
4.66	4.58	4.62	0.33%	September 2021	4.63	4.68	4.61	4.61	4.61	---	---	---	4.89	---	8	45	8,337
				December 2021	---	---	---	---	4.64	---	---	---	4.72	---	---	---	115
				March 2022	---	---	---	---	4.66	---	---	---	---	---	---	---	---
				June 2022	---	---	---	---	4.68	---	---	---	---	---	---	---	---

Derivatives notes

Fixing prices and final open positions can be retrieved from the following path <http://www.helex.gr/el/web/guest/statistics-end-of-day-derivatives>

## FTSE/Athex Large Cap

(Trade Unit: 1 Index Point x 2€ - Exercise Style: European, Cash Settlement)

Call Options																Put Options																
Exercise Price	September 2021						October 2021						Other Months		September 2021						October 2021						Other Months		Exercise Price			
	Open price	Price max	Price min	Last price	Closing price	Volume	Open Interest	Open price	Price max	Price min	Last price	Closing price	Volume	Open Interest	Volume	Open Interest	Open price	Price max	Price min	Last price	Closing price	Volume	Open Interest	Open price	Price max	Price min	Last price	Closing price		Volume	Open Interest	Volume
1,200	0.00	0.00	0.00	-	994.00	-	-	-	-	-	-	-	-	-	-	0.00	0.00	0.00	-	0.02	-	-	-	-	-	-	-	-	-	-	-	1,200
1,225	0.00	0.00	0.00	-	969.00	-	-	-	-	-	-	-	-	-	-	0.00	0.00	0.00	-	0.01	-	-	-	-	-	-	-	-	-	-	-	1,225
1,250	0.00	0.00	0.00	-	944.00	-	-	-	-	-	-	-	-	-	-	0.00	0.00	0.00	-	0.01	-	-	-	-	-	-	-	-	-	-	-	1,250
1,275	0.00	0.00	0.00	-	919.00	-	-	-	-	-	-	-	-	-	-	0.00	0.00	0.00	-	0.01	-	-	-	-	-	-	-	-	-	-	-	1,275
1,300	0.00	0.00	0.00	-	894.00	-	-	-	-	-	-	-	-	-	-	0.00	0.00	0.00	-	0.01	-	-	-	-	-	-	-	-	-	-	-	1,300
1,325	0.00	0.00	0.00	-	869.00	-	-	-	-	-	-	-	-	-	-	0.00	0.00	0.00	-	0.01	-	-	-	-	-	-	-	-	-	-	-	1,325
1,350	0.00	0.00	0.00	-	844.00	-	-	-	-	-	-	-	-	-	-	0.00	0.00	0.00	-	0.01	-	-	-	-	-	-	-	-	-	-	-	1,350
1,375	0.00	0.00	0.00	-	819.00	-	-	-	-	-	-	-	-	-	-	0.00	0.00	0.00	-	0.01	-	-	-	-	-	-	-	-	-	-	-	1,375
1,400	0.00	0.00	0.00	-	794.00	-	-	-	-	-	-	-	-	-	-	0.00	0.00	0.00	-	0.01	-	-	-	-	-	-	-	-	-	-	-	1,400
1,425	0.00	0.00	0.00	-	769.00	-	-	-	-	-	-	-	-	-	-	0.00	0.00	0.00	-	0.01	-	-	-	-	-	-	-	-	-	-	-	1,425
1,450	0.00	0.00	0.00	-	744.00	-	-	-	-	-	-	-	-	-	-	0.00	0.00	0.00	-	0.01	-	-	-	-	-	-	-	-	-	-	-	1,450
1,475	0.00	0.00	0.00	-	719.00	-	-	-	-	-	-	-	-	-	-	0.00	0.00	0.00	-	0.01	-	-	-	-	-	-	-	-	-	-	-	1,475
1,500	0.00	0.00	0.00	-	694.00	-	-	-	-	-	-	-	-	-	-	0.00	0.00	0.00	-	0.01	-	-	-	-	-	-	-	-	-	-	-	1,500
1,525	0.00	0.00	0.00	-	669.00	-	-	-	-	-	-	-	-	-	-	0.00	0.00	0.00	-	0.01	-	-	-	-	-	-	-	-	-	-	-	1,525
1,550	0.00	0.00	0.00	-	644.00	-	-	-	-	-	-	-	-	-	-	0.00	0.00	0.00	-	0.01	-	-	-	-	-	-	-	-	-	-	-	1,550
1,575	0.00	0.00	0.00	-	619.00	-	-	-	-	-	-	-	-	-	-	0.00	0.00	0.00	-	0.01	-	-	-	-	-	-	-	-	-	-	-	1,575
1,600	0.00	0.00	0.00	-	595.00	-	-	-	-	-	-	-	-	-	-	0.00	0.00	0.00	-	0.01	-	-	-	-	-	-	-	-	-	-	-	1,600
1,625	0.00	0.00	0.00	-	570.00	-	-	-	-	-	-	-	-	-	-	0.00	0.00	0.00	-	0.01	-	-	-	-	-	-	-	-	-	-	-	1,625
1,650	0.00	0.00	0.00	-	545.00	-	-	-	-	-	-	-	-	-	-	0.00	0.00	0.00	-	0.01	-	-	-	-	-	-	-	-	-	-	-	1,650
1,675	0.00	0.00	0.00	-	520.00	-	-	-	-	-	-	-	-	-	-	0.00	0.00	0.00	-	0.01	-	-	-	-	-	-	-	-	-	-	-	1,675
1,700	0.00	0.00	0.00	-	495.00	-	-	-	-	-	-	-	-	-	-	0.00	0.00	0.00	-	0.01	-	-	-	-	-	-	-	-	-	-	-	1,700
1,725	0.00	0.00	0.00	-	470.00	-	-	-	-	-	-	-	-	-	-	0.00	0.00	0.00	-	0.01	-	-	-	-	-	-	-	-	-	-	-	1,725
1,750	0.00	0.00	0.00	-	445.00	-	-	-	-	-	-	-	-	-	-	0.00	0.00	0.00	-	0.01	-	-	-	-	-	-	-	-	-	-	-	1,750
1,775	0.00	0.00	0.00	-	420.00	-	-	-	-	-	-	-	-	-	-	0.00	0.00	0.00	-	0.02	-	-	-	-	-	-	-	-	-	-	-	1,775
1,800	0.00	0.00	0.00	-	395.00	-	-	-	-	-	-	-	-	-	-	0.00	0.00	0.00	-	0.01	-	-	-	-	-	-	-	-	-	-	-	1,800
1,825	0.00	0.00	0.00	-	370.00	-	-	-	-	-	-	-	-	-	-	0.00	0.00	0.00	-	0.02	-	-	-	-	-	-	-	-	-	-	-	1,825
1,850	0.00	0.00	0.00	-	345.00	-	-	-	-	-	-	-	-	-	-	0.00	0.00	0.00	-	0.01	-	-	-	-	-	-	-	-	-	-	-	1,850
1,875	0.00	0.00	0.00	-	320.00	-	-	0.00	0.00	0.00	-	319.00	-	-	0.00	0.00	0.00	-	0.01	-	-	0.00	0.00	0.00	-	0.21	-	-	-	-	1,875	
1,900	0.00	0.00	0.00	-	295.00	-	-	0.00	0.00	0.00	-	294.00	-	-	0.00	0.00	0.00	-	0.02	-	-	0.00	0.00	0.00	-	0.41	-	-	-	-	1,900	
1,925	0.00	0.00	0.00	-	270.00	-	-	0.00	0.00	0.00	-	270.00	-	-	0.00	0.00	0.00	-	0.01	-	-	0.00	0.00	0.00	-	0.76	-	-	-	-	1,925	
1,950	0.00	0.00	0.00	-	245.00	-	40	0.00	0.00	0.00	-	245.00	-	-	0.00	0.00	0.00	-	0.03	-	40	0.00	0.00	0.00	-	1.30	-	-	-	-	1,950	
1,975	0.00	0.00	0.00	-	220.00	-	60	0.00	0.00	0.00	-	221.00	-	-	0.00	0.00	0.00	-	0.08	-	81	0.00	0.00	0.00	-	2.30	-	15	-	-	1,975	
2,000	0.00	0.00	0.00	-	195.00	-	40	0.00	0.00	0.00	-	198.00	-	-	0.00	0.00	0.00	-	0.22	-	100	0.00	0.00	0.00	-	3.70	-	-	-	-	2,000	
2,050	0.00	0.00	0.00	-	146.00	-	20	0.00	0.00	0.00	-	153.00	-	-	0.00	0.00	0.00	-	1.30	-	140	0.00	0.00	0.00	-	8.80	-	20	-	-	2,050	
2,100	0.00	0.00	0.00	-	100.00	-	20	0.00	0.00	0.00	-	113.00	-	20	0.00	0.00	0.00	-	5.30	-	192	0.00	0.00	0.00	-	18.50	-	42	-	-	2,100	
2,150	0.00	0.00	0.00	-	60.50	-	111	0.00	0.00	0.00	-	78.50	-	20	11.50	0.00	11.50	11.50	-	11.50	-	20	92	0.00	0.00	0.00	-	34.00	-	40	-	2,150

FTSE/Athex Large Cap

(Trade Unit: 1 Index Point x 2€ - Exercise Style: European, Cash Settlement)

Exercise Price	Call Options														Put Options																		
	September 2021							October 2021							Other Months		September 2021							October 2021				Other Months		Exercise Price			
	Open price	Price max	Price min	Last price	Closing price	Volume	Open Interest	Open price	Price max	Price min	Last price	Closing price	Volume	Open Interest	Volume	Open Interest	Open price	Price max	Price min	Last price	Closing price	Volume	Open Interest	Open price	Price max	Price min	Last price	Closing price	Volume		Open Interest	Volume	Open Interest
2,200	28.50	34.75	28.50	30.00	30.00	29	313	55.50	55.50	55.50	55.50	55.50	20	20			0.00	34.75	0.00	-	36.50	-	40	0.00	0.00	0.00	-	56.50	-		21		
2,250	0.00	0.00	0.00	-	13.75	-	35	27.75	27.75	27.75	27.75	27.75	20	43			0.00	0.00	0.00	-	68.50	-	5	0.00	0.00	0.00	-	86.50	-	-			2,250
2,300	0.00	0.00	0.00	-	4.80	-	-	0.00	0.00	0.00	-	17.75	-	40			0.00	0.00	0.00	-	110.00	-	-	0.00	0.00	0.00	-	123.00	-	-			2,300
2,350	0.00	0.00	0.00	-	1.40	-	-	0.00	0.00	0.00	-	9.40	-	-			0.00	0.00	0.00	-	156.00	-	-	0.00	0.00	0.00	-	164.00	-	-			2,350
2,400	0.00	0.00	0.00	-	0.32	-	-	0.00	0.00	0.00	-	4.60	-	-			0.00	0.00	0.00	-	205.00	-	-	0.00	0.00	0.00	-	210.00	-	-			2,400
2,450	0.00	0.00	0.00	-	0.06	-	-	0.00	0.00	0.00	-	2.10	-	-			0.00	0.00	0.00	-	255.00	-	-	0.00	0.00	0.00	-	257.00	-	-			2,450
2,500	0.00	0.00	0.00	-	0.01	-	-	0.00	0.00	0.00	-	0.89	-	-			0.00	0.00	0.00	-	305.00	-	-	0.00	0.00	0.00	-	306.00	-	-			2,500
Totals:						29	639					40	143		0	0						20	690					0	138		0	0	
Number of Trades:							5						2		0								1					0		0			

ALPHA SERVICES HOLD (CR)

(Contract Size: 100 Securities, Exercise Style: American, Physical Delivery)

Exercise Price	Call Options														Put Options																			
	September 2021						October 2021						Other Months		September 2021						October 2021						Other Months		Exercise Price					
	Open price	Price max	Price min	Last price	Closing price	Volume	Open Interest	Open price	Price max	Price min	Last price	Closing price	Volume	Open Interest	Volume	Open Interest	Open price	Price max	Price min	Last price	Closing price	Volume	Open Interest	Open price	Price max	Price min	Last price	Closing price		Volume	Open Interest	Volume	Open Interest	
0.150	0.000	0.000	0.000	1.00	-	-																												
0.200	0.000	0.000	0.000	0.950	-	-																												0.002
0.250	0.000	0.000	0.000	0.900	-	-																												0.003
0.300	0.000	0.000	0.000	0.850	-	-																												0.003
0.350	0.000	0.000	0.000	0.800	-	-																												0.004
0.400	0.000	0.000	0.000	0.750	-	-																												0.004
0.450	0.000	0.000	0.000	0.700	-	-																												0.005
0.500	0.000	0.000	0.000	0.650	-	-																												0.005
0.550	0.000	0.000	0.000	0.600	-	-																												0.006
0.600	0.000	0.000	0.000	0.550	-	-																												0.006
0.650	0.000	0.000	0.000	0.501	-	-																												0.007
0.700	0.000	0.000	0.000	0.451	-	-																												0.007
0.750	0.000	0.000	0.000	0.401	-	-	0.000	0.000	0.000		0.402	-	-											0.000	0.000	0.000	0.001	-	-				0.008	
0.800	0.000	0.000	0.000	0.351	-	-	0.000	0.000	0.000		0.353	-	-											0.000	0.000	0.000	0.001	-	-				0.008	
0.850	0.000	0.000	0.000	0.301	-	-	0.000	0.000	0.000		0.305	-	-											0.000	0.000	0.000	0.002	-	-				0.009	
0.900	0.000	0.000	0.000	0.253	-	-	0.000	0.000	0.000		0.258	-	-											0.000	0.000	0.000	0.006	-	-				0.009	
0.950	0.000	0.000	0.000	0.205	-	-	0.000	0.000	0.000		0.214	-	-											0.000	0.000	0.000	0.011	-	-				0.010	
1.000	0.000	0.000	0.000	0.162	-	-	0.000	0.000	0.000		0.173	-	-											0.000	0.000	0.000	0.021	-	-				0.010	
1.100	0.000	0.000	0.000	0.089	-	150	0.000	0.000	0.000		0.106	-	-											0.000	0.000	0.000	0.053	-	-				0.011	
1.200	0.000	0.000	0.000	0.041	-	-	0.000	0.000	0.000		0.059	-	-											0.000	0.000	0.000	0.106	-	-				0.012	
1.300	0.000	0.000	0.000	0.016	-	-	0.000	0.000	0.000		0.030	-	-											0.000	0.000	0.000	0.177	-	-				0.013	
1.400	0.000	0.000	0.000	0.005	-	-	0.000	0.000	0.000		0.014	-	-											0.000	0.000	0.000	0.261	-	-				0.014	
1.500	0.000	0.000	0.000	0.001	-	-	0.000	0.000	0.000		0.006	-	-											0.000	0.000	0.000	0.354	-	-				0.015	
1.600	0.000	0.000	0.000	0.001	-	-	0.000	0.000	0.000		0.002	-	-											0.000	0.000	0.000	0.451	-	-				0.016	
1.700	0.000	0.000	0.000	0.001	-	-	0.000	0.000	0.000		0.001	-	-											0.000	0.000	0.000	0.550	-	-				0.017	
1.800	0.000	0.000	0.000	0.001	-	-																												0.018
Totals:						0	150					0	0	0	0							0	0											
Number of Trades:						0						0		0									0.00											

NATIONAL BANK (CR)

(Contract Size: 100 Securities, Exercise Style: American, Physical Delivery)

Exercise Price	Call Options														Put Options																		
	September 2021						October 2021						Other Months		September 2021						October 2021						Other Months		Exercise Price				
	Open price	Price max	Price min	Last price	Closing price	Volume	Open Interest	Open price	Price max	Price min	Last price	Closing price	Volume	Open Interest	Volume	Open Interest	Open price	Price max	Price min	Last price	Closing price	Volume	Open Interest	Open price	Price max	Price min	Last price	Closing price		Volume	Open Interest	Volume	Open Interest
0.650	0.000	0.000	0.000	1.94	-	-						-	-			0.000	0.000	0.000	0.001	-	-						-	-					
0.700	0.000	0.000	0.000	1.89	-	-						-	-			0.000	0.000	0.000	0.001	-	-						-	-					0.007
0.750	0.000	0.000	0.000	1.84	-	-						-	-			0.000	0.000	0.000	0.001	-	-						-	-					0.008
0.800	0.000	0.000	0.000	1.79	-	-						-	-			0.000	0.000	0.000	0.001	-	-						-	-					0.008
0.850	0.000	0.000	0.000	1.74	-	-						-	-			0.000	0.000	0.000	0.001	-	-						-	-					0.009
0.900	0.000	0.000	0.000	1.69	-	-						-	-			0.000	0.000	0.000	0.001	-	-						-	-					0.009
0.950	0.000	0.000	0.000	1.64	-	-						-	-			0.000	0.000	0.000	0.001	-	-						-	-					0.010
1.000	0.000	0.000	0.000	1.59	-	-						-	-			0.000	0.000	0.000	0.001	-	-						-	-					0.010
1.100	0.000	0.000	0.000	1.49	-	-						-	-			0.000	0.000	0.000	0.001	-	-						-	-					0.011
1.200	0.000	0.000	0.000	1.39	-	-						-	-			0.000	0.000	0.000	0.001	-	-						-	-					0.012
1.300	0.000	0.000	0.000	1.29	-	-						-	-			0.000	0.000	0.000	0.001	-	-						-	-					0.013
1.400	0.000	0.000	0.000	1.19	-	-						-	-			0.000	0.000	0.000	0.001	-	-						-	-					0.014
1.500	0.000	0.000	0.000	1.09	-	-						-	-			0.000	0.000	0.000	0.001	-	-						-	-					0.015
1.600	0.000	0.000	0.000	0.991	-	-	0.000	0.000	0.000	0.994	-	-			0.000	0.000	0.000	0.001	-	-	0.000	0.000	0.000	0.001	-	-						0.016	
1.700	0.000	0.000	0.000	0.891	-	-	0.000	0.000	0.000	0.894	-	-			0.000	0.000	0.000	0.001	-	-	0.000	0.000	0.000	0.001	-	-						0.017	
1.800	0.000	0.000	0.000	0.791	-	-	0.000	0.000	0.000	0.795	-	-			0.000	0.000	0.000	0.001	-	-	0.000	0.000	0.000	0.001	-	-						0.018	
1.900	0.000	0.000	0.000	0.692	-	-	0.000	0.000	0.000	0.697	-	-			0.000	0.000	0.000	0.001	-	-	0.000	0.000	0.000	0.002	-	-						0.019	
2.000	0.000	0.000	0.000	0.592	-	-	0.000	0.000	0.000	0.600	-	-			0.000	0.000	0.000	0.001	-	-	0.000	0.000	0.000	0.006	-	-						0.020	
2.200	0.000	0.000	0.000	0.394	-	-	0.000	0.000	0.000	0.420	-	-			0.000	0.000	0.000	0.002	-	-	0.000	0.000	0.000	0.024	-	-						0.022	
2.400	0.000	0.000	0.000	0.214	-	-	0.000	0.000	0.000	0.267	-	3			0.000	0.000	0.000	0.022	-	300	0.000	0.000	0.000	0.072	-	-						0.024	
2.600	0.000	0.000	0.000	0.085	-	-	0.000	0.000	0.000	0.153	-	-			0.000	0.000	0.000	0.093	-	-	0.000	0.000	0.000	0.157	-	-						0.026	
2.800	0.000	0.000	0.000	0.023	-	-	0.000	0.000	0.000	0.080	-	-			0.000	0.000	0.000	0.232	-	-	0.000	0.000	0.000	0.284	-	-						0.028	
3.000	0.000	0.000	0.000	0.004	-	-	0.000	0.000	0.000	0.038	-	-			0.000	0.000	0.000	0.413	-	-	0.000	0.000	0.000	0.442	-	-						0.030	
3.200	0.000	0.000	0.000	0.001	-	-	0.000	0.000	0.000	0.016	-	-			0.000	0.000	0.000	0.610	-	-	0.000	0.000	0.000	0.621	-	-						0.032	
3.400	0.000	0.000	0.000	0.001	-	-	0.000	0.000	0.000	0.006	-	-			0.000	0.000	0.000	0.810	-	-	0.000	0.000	0.000	0.813	-	-						0.034	
3.600	0.000	0.000	0.000	0.001	-	-	0.000	0.000	0.000	0.002	-	-			0.000	0.000	0.000	1.01	-	-	0.000	0.000	0.000	1.01	-	-						0.036	
3.800	0.000	0.000	0.000	0.001	-	-					-	-			0.000	0.000	0.000	1.21	-	-				-	-							0.038	
Totals:					0	0					0	3	0	0					0	300				0	2	0	0						
Number of Trades:					0						0		0						0.00					0									

OPAP (CR)

(Contract Size: 100 Securities, Exercise Style: American, Physical Delivery)

Exercise Price	Call Options														Put Options																					
	September 2021						October 2021						Other Months		September 2021						October 2021						Other Months		Exercise Price							
	Open price	Price max	Price min	Last price	Closing price	Volume	Open Interest	Open price	Price max	Price min	Last price	Closing price	Volume	Open Interest	Volume	Open Interest	Open price	Price max	Price min	Last price	Closing price	Volume	Open Interest	Open price	Price max	Price min	Last price	Closing price		Volume	Open Interest	Volume	Open Interest			
4.800	0.000	0.000	0.000		8.29	-	-						-	-			0.000	0.000	0.000		0.001	-	-					-		-			0.048			
5.200	0.000	0.000	0.000		7.89	-	-						-	-			0.000	0.000	0.000		0.001	-	-					-	-			0.052				
5.600	0.000	0.000	0.000		7.49	-	-						-	-			0.000	0.000	0.000		0.001	-	-					-	-			0.056				
6.000	0.000	0.000	0.000		7.09	-	-						-	-			0.000	0.000	0.000		0.001	-	-					-	-			0.060				
6.400	0.000	0.000	0.000		6.70	-	-						-	-			0.000	0.000	0.000		0.001	-	-					-	-			0.064				
6.800	0.000	0.000	0.000		6.30	-	-						-	-			0.000	0.000	0.000		0.001	-	-					-	-			0.068				
7.200	0.000	0.000	0.000		5.90	-	-						-	-			0.000	0.000	0.000		0.001	-	-					-	-			0.072				
7.600	0.000	0.000	0.000		5.50	-	-						-	-			0.000	0.000	0.000		0.002	-	-					-	-			0.076				
8.000	0.000	0.000	0.000		5.10	-	-						-	-			0.000	0.000	0.000		0.001	-	-					-	-			0.080				
8.400	0.000	0.000	0.000		4.70	-	-	0.000	0.000	0.000		4.71	-	-			0.000	0.000	0.000		0.001	-	-	0.000	0.000	0.000	0.001	-	-			0.084				
8.800	0.000	0.000	0.000		4.30	-	-	0.000	0.000	0.000		4.31	-	-			0.000	0.000	0.000		0.001	-	-	0.000	0.000	0.000	0.001	-	-			0.088				
9.200	0.000	0.000	0.000		3.90	-	-	0.000	0.000	0.000		3.91	-	-			0.000	0.000	0.000		0.001	-	-	0.000	0.000	0.000	0.001	-	-			0.092				
9.600	0.000	0.000	0.000		3.50	-	-	0.000	0.000	0.000		3.51	-	-			0.000	0.000	0.000		0.001	-	-	0.000	0.000	0.000	0.001	-	-			0.096				
10.000	0.000	0.000	0.000		3.10	-	-	0.000	0.000	0.000		3.11	-	-			0.000	0.000	0.000		0.002	-	-	0.000	0.000	0.000	0.001	-	-			0.100				
11.000	0.000	0.000	0.000		2.10	-	-	0.000	0.000	0.000		2.13	-	-			0.000	0.000	0.000		0.001	-	-	0.000	0.000	0.000	0.014	-	-			0.110				
12.000	0.000	0.000	0.000		1.11	-	-	0.000	0.000	0.000		1.23	-	-			0.000	0.000	0.000		0.014	-	-	0.000	0.000	0.000	0.109	-	-			0.120				
13.000	0.000	0.000	0.000		0.333	-	-	0.000	0.000	0.000		0.555	-	-			0.000	0.000	0.000		0.233	-	-	0.000	0.000	0.000	0.435	-	-			0.130				
14.000	0.000	0.000	0.000		0.038	-	-	0.000	0.000	0.000		0.188	-	5			0.000	0.000	0.000		0.939	-	-	0.000	0.000	0.000	1.07	-	-			0.140				
15.000	0.000	0.000	0.000		0.001	-	-	0.000	0.000	0.000		0.046	-	-			0.000	0.000	0.000		1.91	-	-	0.000	0.000	0.000	1.93	-	-			0.150				
16.000	0.000	0.000	0.000		0.001	-	-	0.000	0.000	0.000		0.009	-	-			0.000	0.000	0.000		2.91	-	-	0.000	0.000	0.000	2.91	-	-			0.160				
17.000	0.000	0.000	0.000		0.001	-	-	0.000	0.000	0.000		0.001	-	-			0.000	0.000	0.000		3.91	-	-	0.000	0.000	0.000	3.91	-	-			0.170				
18.000	0.000	0.000	0.000		0.001	-	-	0.000	0.000	0.000		0.001	-	-			0.000	0.000	0.000		4.91	-	-	0.000	0.000	0.000	4.91	-	-			0.180				
19.000	0.000	0.000	0.000		0.001	-	-						-	-			0.000	0.000	0.000		5.91	-	-					-	-			0.190				
Totals:						0	0						0	5	0	0								0	0							0	30	0	0	
Number of Trades:						0							0		0										0.00								0		0	

OTE (CR)

(Contract Size: 100 Securities, Exercise Style: American, Physical Delivery)

Exercise Price	Call Options														Put Options																				
	September 2021						October 2021						Other Months		September 2021						October 2021						Other Months		Exercise Price						
	Open price	Price max	Price min	Last price	Closing price	Volume	Open Interest	Open price	Price max	Price min	Last price	Closing price	Volume	Open Interest	Volume	Open Interest	Open price	Price max	Price min	Last price	Closing price	Volume	Open Interest	Open price	Price max	Price min	Last price	Closing price		Volume	Open Interest	Volume	Open Interest		
8.400	0.000	0.000	0.000	7.88	-	-										0.000	0.000	0.000	0.001	-	-													0.084	
8.800	0.000	0.000	0.000	7.48	-	-										0.000	0.000	0.000	0.001	-	-												0.088		
9.200	0.000	0.000	0.000	7.08	-	-										0.000	0.000	0.000	0.001	-	-												0.092		
9.600	0.000	0.000	0.000	6.68	-	-	0.000	0.000	0.000		6.69	-	-			0.000	0.000	0.000	0.001	-	-	0.000	0.000	0.000	0.000	0.001	-	-				0.096			
10.000	0.000	0.000	0.000	6.28	-	-	0.000	0.000	0.000		6.29	-	-			0.000	0.000	0.000	0.001	-	-	0.000	0.000	0.000	0.000	0.001	-	-				0.100			
11.000	0.000	0.000	0.000	5.28	-	-	0.000	0.000	0.000		5.30	-	-			0.000	0.000	0.000	0.001	-	-	0.000	0.000	0.000	0.000	0.001	-	-				0.110			
12.000	0.000	0.000	0.000	4.28	-	-	0.000	0.000	0.000		4.30	-	-			0.000	0.000	0.000	0.001	-	-	0.000	0.000	0.000	0.000	0.001	-	-				0.120			
13.000	0.000	0.000	0.000	3.28	-	-	0.000	0.000	0.000		3.30	-	-			0.000	0.000	0.000	0.001	-	-	0.000	0.000	0.000	0.000	0.002	-	-				0.130			
14.000	0.000	0.000	0.000	2.28	-	-	0.000	0.000	0.000		2.33	-	-			0.000	0.000	0.000	0.001	-	-	0.000	0.000	0.000	0.000	0.024	-	-				0.140			
15.000	0.000	0.000	0.000	1.30	-	-	0.000	0.000	0.000		1.44	-	-			0.000	0.000	0.000	0.016	-	-	0.000	0.000	0.000	0.000	0.132	-	-				0.150			
16.000	0.000	0.000	0.000	0.482	-	10	0.000	0.000	0.000		0.745	-	-			0.000	0.000	0.000	0.200	-	-	0.000	0.000	0.000	0.000	0.438	-	-				0.160			
17.000	0.000	0.000	0.000	0.088	-	-	0.000	0.000	0.000		0.312	-	-			0.000	0.000	0.000	0.807	-	-	0.000	0.000	0.000	0.000	1.01	-	-				0.170			
18.000	0.000	0.000	0.000	0.007	-	-	0.000	0.000	0.000		0.102	-	-			0.000	0.000	0.000	1.73	-	-	0.000	0.000	0.000	0.000	1.80	-	-				0.180			
19.000	0.000	0.000	0.000	0.002	-	-	0.000	0.000	0.000		0.027	-	-			0.000	0.000	0.000	2.73	-	-	0.000	0.000	0.000	0.000	2.74	-	-				0.190			
20.000	0.000	0.000	0.000	0.001	-	-	0.000	0.000	0.000		0.006	-	-			0.000	0.000	0.000	3.73	-	-	0.000	0.000	0.000	0.000	3.73	-	-				0.200			
22.000	0.000	0.000	0.000	0.002	-	-	0.000	0.000	0.000		0.001	-	-			0.000	0.000	0.000	5.73	-	-	0.000	0.000	0.000	0.000	5.73	-	-				0.220			
24.000	0.000	0.000	0.000	0.001	-	-	0.000	0.000	0.000		0.001	-	-			0.000	0.000	0.000	7.73	-	-	0.000	0.000	0.000	0.000	7.73	-	-				0.240			
Totals:						0	10							0	0	0	0							0	0							0	21	0	0
Number of Trades:						0							0							0.00							0							0	



PIRAEUS FINANCIAL HOLD (CR)

(Contract Size: 100 Securities, Exercise Style: American, Physical Delivery)

Call Options																	Put Options																	
September 2021							October 2021							Other Months			September 2021							October 2021							Other Months			
Exercise Price	Open price	Price max	Price min	Last price	Closing price	Volume	Open Interest	Open price	Price max	Price min	Last price	Closing price	Volume	Open Interest	Volume	Open Interest	Open price	Price max	Price min	Last price	Closing price	Volume	Open Interest	Open price	Price max	Price min	Last price	Closing price	Volume	Open Interest	Volume	Open Interest	Exercise Price	
0.150	0.000	0.000	0.000		1.24	-	-										0.000	0.000	0.000		0.021	-	-											0.002
0.200	0.000	0.000	0.000		1.19	-	-										0.000	0.000	0.000		0.037	-	-											0.002
0.250	0.000	0.000	0.000		1.14	-	-										0.000	0.000	0.000		0.054	-	-											0.003
0.300	0.000	0.000	0.000		1.09	-	-										0.000	0.000	0.000		0.075	-	-											0.003
0.350	0.000	0.000	0.000		1.04	-	-										0.000	0.000	0.000		0.097	-	-											0.004
0.400	0.000	0.000	0.000		0.990	-	-										0.000	0.000	0.000		0.001	-	-											0.004
0.450	0.000	0.000	0.000		0.940	-	-										0.000	0.000	0.000		0.002	-	-											0.005
0.500	0.000	0.000	0.000		0.890	-	-										0.000	0.000	0.000		0.001	-	-											0.005
0.550	0.000	0.000	0.000		0.840	-	-										0.000	0.000	0.000		0.001	-	-											0.006
0.600	0.000	0.000	0.000		0.790	-	-										0.000	0.000	0.000		0.001	-	-											0.006
0.650	0.000	0.000	0.000		0.741	-	-										0.000	0.000	0.000		0.002	-	-											0.007
0.700	0.000	0.000	0.000		0.691	-	-										0.000	0.000	0.000		0.003	-	-											0.007
0.750	0.000	0.000	0.000		0.641	-	-										0.000	0.000	0.000		0.001	-	-											0.008
0.800	0.000	0.000	0.000		0.591	-	-										0.000	0.000	0.000		0.001	-	-											0.008
0.850	0.000	0.000	0.000		0.541	-	-										0.000	0.000	0.000		0.001	-	-											0.009
0.900	0.000	0.000	0.000		0.491	-	-	0.000	0.000	0.000		0.493	-	-			0.000	0.000	0.000		0.001	-	-	0.000	0.000	0.000		0.001	-	-				0.009
0.950	0.000	0.000	0.000		0.441	-	-	0.000	0.000	0.000		0.444	-	-			0.000	0.000	0.000		0.001	-	-	0.000	0.000	0.000		0.001	-	-				0.010
1.000	0.000	0.000	0.000		0.391	-	-	0.000	0.000	0.000		0.395	-	-			0.000	0.000	0.000		0.001	-	-	0.000	0.000	0.000		0.003	-	-				0.010
1.100	0.000	0.000	0.000		0.292	-	-	0.000	0.000	0.000		0.303	-	-			0.000	0.000	0.000		0.001	-	-	0.000	0.000	0.000		0.010	-	-				0.011
1.200	0.000	0.000	0.000		0.198	-	-	0.000	0.000	0.000		0.220	-	-			0.000	0.000	0.000		0.007	-	-	0.000	0.000	0.000		0.027	-	-				0.012
1.300	0.000	0.000	0.000		0.118	-	-	0.000	0.000	0.000		0.151	-	-			0.000	0.000	0.000		0.027	-	-	0.000	0.000	0.000		0.058	-	-				0.013
1.400	0.000	0.000	0.000		0.061	-	-	0.000	0.000	0.000		0.098	-	-			0.000	0.000	0.000		0.069	-	-	0.000	0.000	0.000		0.104	-	-				0.014
1.500	0.000	0.000	0.000		0.026	-	-	0.000	0.000	0.000		0.060	-	-			0.000	0.000	0.000		0.135	-	-	0.000	0.000	0.000		0.167	-	-				0.015
1.600	0.000	0.000	0.000		0.010	-	-	0.000	0.000	0.000		0.035	-	-			0.000	0.000	0.000		0.219	-	-	0.000	0.000	0.000		0.242	-	-				0.016
1.700	0.000	0.000	0.000		0.003	-	-	0.000	0.000	0.000		0.019	-	-			0.000	0.000	0.000		0.312	-	-	0.000	0.000	0.000		0.326	-	-				0.017
1.800	0.000	0.000	0.000		0.001	-	-	0.000	0.000	0.000		0.010	-	-			0.000	0.000	0.000		0.410	-	-	0.000	0.000	0.000		0.417	-	-				0.018
1.900	0.000	0.000	0.000		0.001	-	-	0.000	0.000	0.000		0.005	-	-			0.000	0.000	0.000		0.510	-	-	0.000	0.000	0.000		0.513	-	-				0.019
2.000	0.000	0.000	0.000		0.001	-	-	0.000	0.000	0.000		0.002	-	-			0.000	0.000	0.000		0.610	-	-	0.000	0.000	0.000		0.611	-	-				0.020
2.200	0.000	0.000	0.000		0.001	-	-										0.000	0.000	0.000		0.810	-	-										0.022	
2.400	0.000	0.000	0.000		0.001	-	-										0.000	0.000	0.000		1.01	-	-										0.024	
2.600	0.000	0.000	0.000		0.001	-	-										0.000	0.000	0.000		1.21	-	-										0.026	
2.800	0.000	0.000	0.000		0.001	-	-										0.000	0.000	0.000		1.41	-	-										0.028	
3.000	0.000	0.000	0.000		0.001	-	-										0.000	0.000	0.000		1.61	-	-										0.030	
3.200	0.000	0.000	0.000		0.001	-	-										0.000	0.000	0.000		1.81	-	-										0.032	
3.400	0.000	0.000	0.000		0.004	-	-										0.000	0.000	0.000		2.01	-	-										0.034	
3.600	0.000	0.000	0.000		0.003	-	-										0.000	0.000	0.000		2.21	-	-										0.036	

PIRAEUS FINANCIAL HOLD (CR)

(Contract Size: 100 Securities, Exercise Style: American, Physical Delivery)

Exercise Price	Call Options														Put Options																			
	September 2021							October 2021							Other Months		September 2021							October 2021							Other Months		Exercise Price	
	Open price	Price max	Price min	Last price	Closing price	Volume	Open Interest	Open price	Price max	Price min	Last price	Closing price	Volume	Open Interest	Volume	Open Interest	Open price	Price max	Price min	Last price	Closing price	Volume	Open Interest	Open price	Price max	Price min	Last price	Closing price	Volume	Open Interest	Volume	Open Interest		
3.800	0.000	0.000	0.000		0.002	-	-										0.000	0.000	0.000		2.41	-	-											
4.000	0.000	0.000	0.000		0.001	-	-										0.000	0.000	0.000		2.61	-	-											0.040
4.400	0.000	0.000	0.000		0.001	-	-										0.000	0.000	0.000		3.01	-	-											0.044
4.800	0.000	0.000	0.000		0.001	-	-										0.000	0.000	0.000		3.41	-	-											0.048
5.200	0.000	0.000	0.000		0.001	-	-										0.000	0.000	0.000		3.81	-	-											0.052
5.600	0.000	0.000	0.000		0.001	-	-										0.000	0.000	0.000		4.21	-	-											0.056
6.000	0.000	0.000	0.000		0.002	-	-										0.000	0.000	0.000		4.61	-	-											0.060
6.400	0.000	0.000	0.000		0.002	-	-										0.000	0.000	0.000		5.01	-	-											0.064
6.800	0.000	0.000	0.000		0.001	-	-										0.000	0.000	0.000		5.41	-	-											0.068
Totals:						0	0										0	0																
Number of Trades:						0											0.00																	

PPC (CR)

(Contract Size: 100 Securities, Exercise Style: American, Physical Delivery)

Call Options														Put Options																											
September 2021							October 2021							Other Months		September 2021							October 2021							Other Months		Exercise Price									
Open price	Price max	Price min	Last price	Closing price	Volume	Open Interest	Open price	Price max	Price min	Last price	Closing price	Volume	Open Interest	Volume	Open Interest	Open price	Price max	Price min	Last price	Closing price	Volume	Open Interest	Open price	Price max	Price min	Last price	Closing price	Volume	Open Interest	Volume	Open Interest										
3.400	0.000	0.000	0.000		6.70	-	-									0.000	0.000	0.000		0.001	-	-										0.034									
3.600	0.000	0.000	0.000		6.50	-	-									0.000	0.000	0.000		0.001	-	-										0.036									
3.800	0.000	0.000	0.000		6.30	-	-									0.000	0.000	0.000		0.001	-	-										0.038									
4.000	0.000	0.000	0.000		6.10	-	-									0.000	0.000	0.000		0.001	-	-										0.040									
4.400	0.000	0.000	0.000		5.70	-	-									0.000	0.000	0.000		0.001	-	-										0.044									
4.800	0.000	0.000	0.000		5.30	-	-									0.000	0.000	0.000		0.001	-	-										0.048									
5.200	0.000	0.000	0.000		4.90	-	-									0.000	0.000	0.000		0.001	-	-										0.052									
5.600	0.000	0.000	0.000		4.50	-	-									0.000	0.000	0.000		0.001	-	-										0.056									
6.000	0.000	0.000	0.000		4.10	-	-									0.000	0.000	0.000		0.001	-	-										0.060									
6.400	0.000	0.000	0.000		3.71	-	-	0.000	0.000	0.000		3.72	-	-		0.000	0.000	0.000		0.001	-	-	0.000	0.000	0.000		0.001	-	-		0.064										
6.800	0.000	0.000	0.000		3.31	-	-	0.000	0.000	0.000		3.32	-	-		0.000	0.000	0.000		0.001	-	-	0.000	0.000	0.000		0.003	-	-		0.068										
7.200	0.000	0.000	0.000		2.91	-	-	0.000	0.000	0.000		2.92	-	-		0.000	0.000	0.000		0.001	-	-	0.000	0.000	0.000		0.001	-	-		0.072										
7.600	0.000	0.000	0.000		2.51	-	-	0.000	0.000	0.000		2.52	-	-		0.000	0.000	0.000		0.004	-	-	0.000	0.000	0.000		0.002	-	-		0.076										
8.000	0.000	0.000	0.000		2.11	-	-	0.000	0.000	0.000		2.13	-	-		0.000	0.000	0.000		0.001	-	22	0.000	0.000	0.000		0.008	-	-		0.080										
8.400	0.000	0.000	0.000		1.71	-	-	0.000	0.000	0.000		1.74	-	-		0.000	0.000	0.000		0.001	-	7	0.000	0.000	0.000		0.025	-	-		0.084										
8.800	0.000	0.000	0.000		1.31	-	-	0.000	0.000	0.000		1.38	-	-		0.000	0.000	0.000		0.005	-	-	0.000	0.000	0.000		0.061	-	-		0.088										
9.200	0.000	0.000	0.000		0.934	-	41	0.000	0.000	0.000		1.05	-	-		0.000	0.000	0.000		0.026	-	4	0.000	0.000	0.000		0.130	-	-		0.092										
9.600	0.000	0.000	0.000		0.598	-	341	0.795	0.795	0.781	0.791	0.791	15	8		0.000	0.000	0.000		0.090	-	-	0.255	0.291	0.255	0.278	0.278	51	300		0.096										
10.000	0.356	0.356	0.356	0.356	0.356	5	233	0.000	0.000	0.000		0.532	-	-		0.224	0.224	0.224	0.224	0.224	5	2	0.450	0.450	0.450	0.450	0.450	80	0		0.100										
11.000	0.000	0.000	0.000		0.039	-	172	0.000	0.000	0.000		0.172	-	43		0.000	0.000	0.000		0.932	-	-	0.000	0.000	0.000		1.05	-	-		0.110										
12.000	0.000	0.000	0.000		0.001	-	-	0.000	0.000	0.000		0.041	-	-		0.000	0.000	0.000		1.90	-	-	0.000	0.000	0.000		1.92	-	-		0.120										
13.000	0.000	0.000	0.000		0.001	-	-	0.000	0.000	0.000		0.007	-	-		0.000	0.000	0.000		2.90	-	-	0.000	0.000	0.000		2.90	-	-		0.130										
14.000	0.000	0.000	0.000		0.001	-	-	0.000	0.000	0.000		0.001	-	-		0.000	0.000	0.000		3.90	-	-	0.000	0.000	0.000		3.90	-	-		0.140										
15.000	0.000	0.000	0.000		0.001	-	-	0.000	0.000	0.000		0.001	-	-		0.000	0.000	0.000		4.90	-	-	0.000	0.000	0.000		4.90	-	-		0.150										
Totals:						5	787							15	51	0	0							5	35							131	300	0	0						
Number of Trades:						1							3							0							1.00							11							0

Lending Products	Underlying Title	Multilateral Transactions[1]					Bilateral Transactions[2]		Stock Borrowing through OTC (volume)[3]
		Open Interest[5]	Volume(Offered)	Average Weighted	Transactions volume	Average Weighted	Transactions Volume	Average Weighted	Transactions Volume
ADMIEBOR	ADMIE (IPTO) HOLDING S.A. (CR)	3,500	---	---	---	---	---	90,166	
AEGNBOR	AEGEAN AIRLINES (CR)	3,949	---	---	---	---	---	21,619	
ALPHABOR	ALPHA SERVICES HOLD (CR)	---	---	---	150,811	4.30%	---	82,704,413	
ALMYBOR	ALUMIL (CR)	---	---	---	---	---	---	---	
TATTBOR	ATTICA BANK S.A. (CR)	7,050	---	---	---	---	---	370	
EEEBOR	CC HBC AG (CR)	3,988	---	---	---	---	---	70,546	
CENERBOR	CENERGY HOLDINGS (CB)	---	---	---	---	---	---	---	
ELLAKTORBOR	ELLAKTOR (CR)	---	---	---	---	---	---	6,870	
EUROBBOR	EUROBANK HOLDINGS (CR)	76,000	---	---	---	---	---	54,496,811	
EYDAPBOR	EYDAP S.A. (CR)	3,800	---	---	---	---	---	232,781	
FFGRPBOR	FOLLI FOLLIE (CR)	---	---	---	---	---	---	900,530	
FOYRKBOR	FOURLIS (CR)	---	---	---	---	---	---	48,250	
GEKTERNABOR	GEK TERNA (CR)	---	---	---	---	---	---	1,293	
SARBOR	GR. SARANTIS S.A. (CR)	---	---	---	---	---	---	11,390	
EXAEBOR	HELLENIC EXCHANGES-A.S.E. (CR)	3,000	---	---	---	---	---	152,047	
ELPEBOR	HELLENIC PETROLEUM (CR)	---	---	---	---	---	---	76,971	
INTRKBOR	INTRACOM HOLDINGS (CR)	300	---	---	---	---	---	---	
BELABOR	JUMBO SA (CR)	---	---	---	---	---	---	80,330	
LAMDABOR	LAMDA DEVELOPMENT SA (CR)	---	---	---	---	---	---	17,000	
MIGBOR	MARFIN INVESTMENT GROUP (CR)	---	---	---	---	---	---	794,474	
MOHBOR	MOTOR OIL (CR)	1,500	---	---	---	---	---	293,072	
MYTILBOR	MYTILINEOS (CR)	1,000	---	---	5,000	3.01%	---	44,096	
ETEBOR	NATIONAL BANK (CR)	---	---	---	---	---	---	8,084,722	
OPAPBOR	OPAP (CR)	3,000	---	---	---	---	---	1,545,953	
HTOBOR	OTE (CR)	15,000	---	---	---	---	---	1,437,303	
PPABOR	P.P.A. S.A. (CR)	544	---	---	---	---	---	10,401	
TPEIRBOR	PIRAEUS FINANCIAL HOLD (CR)	---	---	---	---	---	---	5,194,675	
PLAISBOR	PLAISIO COMPUTERS SA (CR)	---	---	---	---	---	---	4,000	
PPCBOR	PPC (CR)	2,000	---	---	1,000	3.65%	---	1,610,106	
QUALBOR	QUALITY & RELIABILITY SA (CR)	---	---	---	---	---	---	---	
TENERGYBOR	TERNA ENERGY (CR)	---	---	---	---	---	---	29,069	

## Stock Lending Notes

[1] - Multilateral contracts Lending or Borrowing as per Methods 8-1, 8-2 and 8-3-3 (According to ATHEX BoD Resolution No.17)

[2] - Bilateral Contracts Lending or Borrowing as per Methods 8-3-1 and 8-3-2 (According to ATHEX BoD Resolution No.20 )

[3] - The information concerning OTC Stock Borrowing Transactions is based on the statements of the Dematerialised Securities System (DSS) operators involved and refers to volumes that have been registered up until the previous working day.

[4] - Average Price (Volume weighted)

[5] - The Data concerning Open Interest before the start of trading session

Lending Products	Underlying Title	Open Interest[5]	Multilateral Transactions[1]				Bilateral Transactions[2]		Stock Borrowing through OTC (volume)[3]
			Volume(Offered)	Average Weighted	Transactions volume	Average Weighted	Transactions Volume	Average Weighted	Transactions Volume
TITCBOR	TITAN CEMENT (CB)	---	---	---	---	---	---	269,428	
VIOBOR	VIOHALCO SA/NV (CB)	447	---	---	---	---	---	---	

## Stock Lending Notes

[1] - Multilateral contracts Lending or Borrowing as per Methods 8-1, 8-2 and 8-3-3 (According to ATHEX BoD Resolution No.17)

[2] - Bilateral Contracts Lending or Borrowing as per Methods 8-3-1 and 8-3-2 (According to ATHEX BoD Resolution No.20 )

[3] - The information concerning OTC Stock Borrowing Transactions is based on the statements of the Dematerialised Securities System (DSS) operators involved and refers to volumes that have been registered up until the previous working day.

[4] - Average Price (Volume weighted)

[5] - The Data concerning Open Interest before the start of trading session

## Sectors codification for listed companies

12003 -	ETF	10101010	Computer Services
10101015	Software	10102030	Computer Hardware
15101010	Telecommunications Equipment	15102015	Telecommunications Services
20101010	Health Care Facilities	20101025	Health Care Services
20102010	Medical Equipment	20103015	Pharmaceuticals
30101010	Banks	30202000	Diversified Financial Services
30202010	Asset Managers & Custodians	30202015	Investment Services
30302010	Full Line Insurance	30302015	Insurance Brokers
30302025	Property and Casualty Insurance	35101010	Real Estate Holding and Development
35101015	Real Estate Services	35102000	Diversified REITs
35102030	Office REITs	40201040	Rental & Leasing Services: Consumer
40202010	Home Construction	40202015	Household Furnishings
40202020	Household Appliance	40203040	Electronic Entertainment
40203045	Toys	40204020	Clothing & Accessories
40301010	Entertainment	40301030	Publishing
40301035	Radio & TV Broadcasters	40401010	Diversified Retailers
40401020	Apparel Retailers	40401025	Home Improvement Retailers
40401030	Specialty Retailers	40501010	Airlines
40501015	Travel & Tourism	40501020	Casinos & Gambling
40501025	Hotels & Motels	45101015	Distillers & Vintners
45101020	Soft Drinks	45102010	Farming Fishing Ranching & Plantations
45102020	Food Products	45103010	Tobacco
45201010	Food Retailers & Wholesalers	45201020	Personal Products
50101010	Construction	50101030	Cement
50101035	Building Materials: Other	50202010	Electrical Components
50203000	Diversified Industrials	50203015	Plastics
50203030	Containers & Packaging	50204000	Machinery: Industrial
50204020	Machinery: Construction & Handling	50205010	Industrial Suppliers
50205020	Back Office Support HR & Consulting	50205030	Forms & Bulk Printing Services
50206015	Commercial Vehicles & Parts	50206030	Marine Transportation
50206060	Transportation Services	55101000	Diversified Materials
55101020	Textile Products	55102000	General Mining
55102010	Iron & Steel	55102015	Metal Fabricating
55102035	Aluminum	60101000	Integrated Oil & Gas
60101020	Oil Refining and Marketing	65101010	Alternative Electricity
65101015	Conventional Electricity	65102030	Water



**ATHEX**  
Athens Stock Exchange

Λεωφ. Αθηνών 110 104 42 Αθήνα  
110, Athinon Ave. GR 104 42 Athens  
tel. (+30)210-33.66.800, fax (+30)210-33.66.101  
[www.athexgroup.gr](http://www.athexgroup.gr)