

21

Ημερήσιο Δελτίο
Συναλλακτικής Δραστηριότητας

Daily Official List
of Trading Activity

Tuesday, 24 August, 2021

Year: 142 Trading Day No: 158



ATHEXGROUP
Athens Exchange Group

Disclaimer:

Hellenic Exchanges-Athens Stock Exchange S.A endeavours to ensure that the data and other material ("Information") presented on the Daily Official List are accurate and complete, but it is not liable for any errors or omissions of data or /and for the accuracy, credibility, updating and completeness of the aforesaid information nor it has any liability arising directly or indirectly from the use of the above Information.

The Company is not liable for the accuracy of the data included in listed companies' announcements. Only the sender of such an announcement is fully and solely liable for any infringement of third party's rights from the content of such announcement. All contents of the Daily Official List are provided only for information purposes and do not constitute investment advice or solicitation to invest in securities or other products listed for trading on the Exchange.

You acknowledge and agree that the Company is the owner of any property rights related to any Information appearing on the Daily Official List including intellectual property rights copyright, trademarks, etc.

The above data are a property of the Hellenic Exchanges-Athens Exchange and are copyright protected. Users are forbidden to reproduce, modify, copy, sale, transmit or redistribute, by all reproduction means and methods, part or the whole of the above data, without reference to their source.

The commercial exploitation of these data is, also, forbidden by third parties. Hellenic Exchanges-Athens Exchange does not carry any responsibility, direct or indirect, derived from usage or accidental alteration of the above data when used by third parties.

Hellenic Exchanges – Athens Stock Exchange S.A.

110 Athinon Ave., 10442 Athens, Tel: (210) 33.66.800, Fax: (210) 32.13.938

www.athexgroup.gr

Thessalonica Stock Exchange Center (T.S.E.C)

16-18 Katouni Str., Thessalonica 546 25 Tel: (2310) 567.667, Fax: (2310) 530.545

Athex Members Guarantee Fund

14-16 Fidiou Str., Athens 106 78, Tel: (210) 33.04.682, Fax: (210) 33.04.155

Hellenic Republic Capital Market Commission

1 Kolokotroni Str. & 1 Stadiou Str., Athens 10562 Tel: (210) 33.77.100 Fax: (210) 33.77.173

Table of Contents

Section 1: Statistical Figures of Securities, Derivatives and Lending

Summary of Markets

Athex Indices

Analytic Figures for Athex Market's Boards and Categories

Trading Details by Athex Sectors and Financial Instruments (ETFs)

Top 10 best & worst performing Shares

Derivatives Summary

Section 2: Analytic Figures of Shares Transactions

Analytic Figures of Shares Transactions

Shares' Notes

Section 3: Figures of Securities Transactions

Securities Blocks Details

Shares Rights Details

Stock Borrowing

Forced Sales Details

Forced Sales Registered Shares

Exchange Traded Funds (ETFs) Characteristics

Section 5: Bonds traded in Fixed Income Assets Market

Convertible Corporate Bonds - Regulated Market

Non Convertible Corporate Bonds - Regulated Market

Government Bonds

Treasury Bills & Zero Coupon Government Bonds

Government Bonds Traded with the Open Outcry Method

State Banks Bonds

Section 6: Additional Infos

Athex & ATHEXClear Members List

List of Stocks under Market Making operations

Section 7: Derivatives Market Analytic Figures

Index Futures

Stock Futures

Index Options

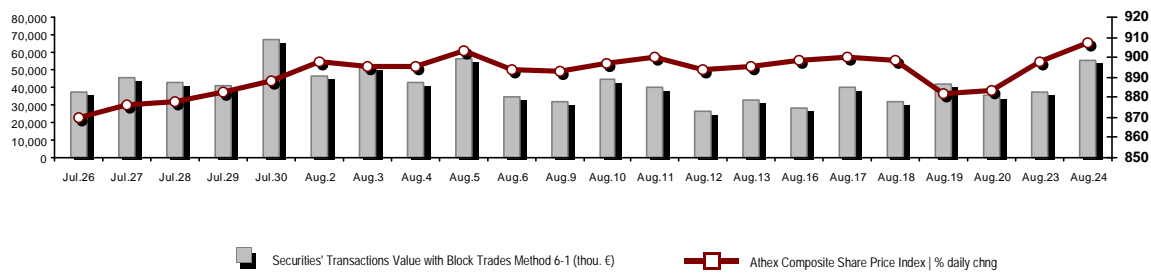
Stock Options

Stock Lending Analytic Figures

Appendix A: Sectors codification for listed companies

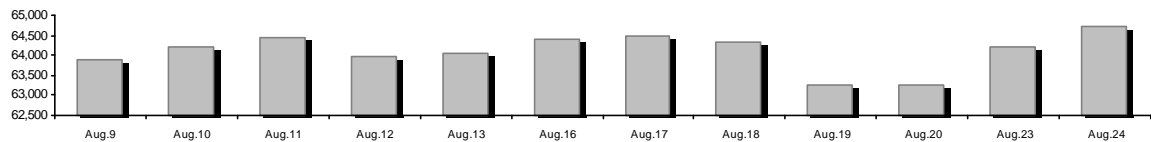
Summary of Markets

Athex Composite Share Price Index vs Shares and Derivatives Transactions Value

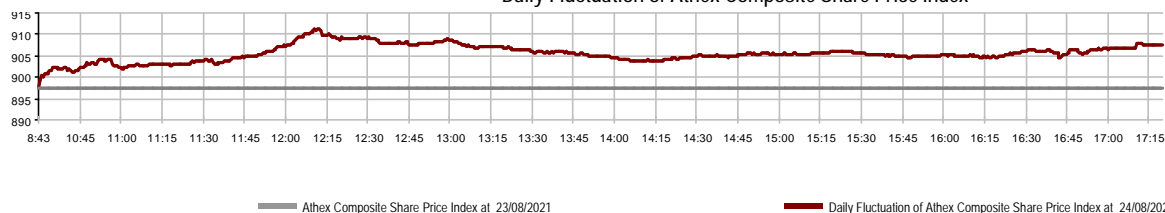


Athex Capitalisation (mill. €) **:	64,720.50		Derivatives Total Open Interest	576,713
Daily change: mill. € %	499.23	0.78%	in Index Futures % daily chng	5,219 8.14%
Yearly Avg Capitalisation: mill. € % chng prev year Avg	58,753.69	23.97%	in Stock Futures % daily chng	569,483 -0.21%
Athex Composite Share Price Index % daily chng	907.56	1.13%	in Index Options % daily chng	1,236 14.13%
Athex Composite Share Price Index Capitalisation (mill. €)	58,788.25		in Stock Options % daily chng	775 15.67%
Daily change (mill. €)	497.16			
Securities' Transactions Value with Block Trades Method 6-1 (t)	55,140.80		Derivatives Contracts Volume:	22,580
Daily change: %	17,505.52	46.51%	Daily change: pieces %	4,768 26.77%
YtD Avg Trans. Value: thou. € % chng prev year Avg	74,073.00	15.67%	YtD Avg Derivatives Contracts % chng prev year Avg	57,074 42.47%
Blocks Transactions Value of Method 6-1 (thou. €)	4,940.39		Derivatives Trades Number:	2,184
Blocks Transactions Value of Method 6-2 & 6-3 (thou. €)	31.55		Daily change: number %	-281 -11.40%
Bonds Transactions Value (thou.€)	502.89		YtD Avg Trades number % chng prev year Avg	2,360 -11.08%
Securities' Transactions Volume with Block Trades Method 6-1 (tho)	22,035.15		Lending Total Open Interest	263,505
Daily change: thou. pieces %	1,804.33	8.92%	Daily change: pieces %	50 0.02%
YtD Avg Volume: % chng prev year Avg	39,816.15	-3.10%	Lending Volume (Multilateral/Bilateral)	17,817
Blocks Transactions Volume of Method 6-1 (thou. Pieces)	1,289.97		Daily change: pieces %	17,767
Blocks Transactions Volume of Method 6-2 & 6-3 (thou. Pieces)	1.92		Multilateral Lending	12,817
Bonds Transactions Volume	503,000		Bilateral Lending	5,000
Securities' Trades Number with Block Trades Method 6-1	28,489		Lending Trades Number:	8
Daily change: number %	3,833	15.55%	Daily change: %	5
YtD Avg Trades number % chng prev year Avg	32,158	-1.46%	Multilateral Lending Trades Number	7
Number of Blocks Method 6-1	5		Bilateral Lending Trades Number	1
Number of Blocks Method 6-2 & 6-3	2			
Number of Bonds Transactions	48			

Athex Capitalisation (mill. €) **



Daily Fluctuation of Athex Composite Share Price Index



Athex Indices

Index name	24/08/2021	23/08/2021	pts.	%	Min	Max	Year min	Year max	Year change
Athex Composite Share Price Index	907.56 #	897.44	10.12	1.13%	897.44	911.17	726.02	928.29	12.18% #
Athex ESG Index	1,019.68 #	1,007.93	11.75	1.17%	1,007.93	1,023.18	986.45	1,023.18	--- -
FTSE/Athex Large Cap	2,171.16 #	2,145.73	25.43	1.19%	2,145.73	2,179.91	1,718.82	2,259.27	12.23% #
FTSE/Athex Mid Cap Index	1,487.70 #	1,481.08	6.62	0.45%	1,481.08	1,491.48	1,026.21	1,494.36	34.34% #
FTSE/ATHEX-CSE Banking Index	414.93 #	408.53	6.40	1.57%	408.53	417.03	306.88	483.96	5.63% #
FTSE/ATHEX High Dividend Yield Index	3,070.95 #	3,054.15	16.80	0.55%	3,054.15	3,083.59	2,542.41	3,164.68	13.57% #
FTSE/ATHEX Global Traders Index Plus	2,503.83 #	2,484.82	19.01	0.77%	2,484.82	2,517.85	1,943.84	2,551.34	19.15% #
FTSE/ATHEX Mid & Small Cap Factor-Weighted Ind	4,158.45 €	4,171.24	-12.79	-0.31%	4,157.19	4,221.83	2,996.13	4,221.83	33.11% #
ATHEX Select Index Plus	3,465.23 #	3,419.62	45.61	1.33%	3,419.62	3,475.46	2,805.20	3,543.49	12.49% #
ATHEX Select Index	4,501.78 €	4,521.49	-19.71	-0.44%	4,485.84	4,544.93	2,785.00	4,544.93	48.68% #
FTSE/Athex Market Index	541.02 #	536.64	4.38	0.82%	536.64	543.68	424.25	554.33	14.24% #
FTSE Med Index	5,469.18 #	5,409.34	59.84	1.11%			4,489.55	5,469.18	20.59% #
Athex Composite Index Total Return Index	1,550.19 #	1,532.90	17.29	1.13%	1,532.90	1,556.37	1,220.96	1,563.52	13.94% #
FTSE/Athex Large Cap Total Return	3,359.98 #	3,320.62	39.36	1.19%			2,707.58	3,431.53	13.15% #
FTSE/Athex Mid Cap Total Return	1,908.32 #	1,899.83	8.49	0.45%			1,313.08	1,908.32	37.28% #
FTSE/ATHEX-CSE Banking Total Return Index	357.26 #	351.75	5.51	1.57%			283.07	421.45	3.83% #
Hellenic Mid & Small Cap Index	1,403.30 #	1,383.28	20.02	1.45%	1,383.28	1,405.11	1,110.37	1,433.01	16.70% #
FTSE/Athex Banks	548.22 #	539.76	8.46	1.57%	539.76	551.00	405.46	639.42	5.63% #
FTSE/Athex Insurance	2,012.21 #	1,997.56	14.65	0.73%	1,997.56	2,020.07	1,885.00	2,192.44	5.38% #
FTSE/Athex Financial Services	777.58 €	778.95	-1.37	-0.18%	775.42	791.98	679.98	843.74	1.78% #
FTSE/Athex Industrial Goods & Services	3,926.60 #	3,894.30	32.30	0.83%	3,894.30	3,945.87	2,762.19	3,945.87	33.88% #
FTSE/Athex Retail	53.83 #	53.49	0.34	0.64%	53.45	54.14	46.54	58.68	8.59% #
FTSE/ATHEX Real Estate	5,708.47 #	5,618.22	90.25	1.61%	5,609.08	5,758.75	4,187.35	5,758.75	18.31% #
FTSE/Athex Consumer Goods & Services	7,429.93 #	7,363.81	66.12	0.90%	7,363.74	7,576.95	6,939.31	9,231.17	-4.52% €
FTSE/Athex Food & Beverage	11,491.74 €	11,607.15	-115.41	-0.99%	11,464.47	11,695.78	9,045.03	12,311.96	16.25% #
FTSE/Athex Basic Resources	7,572.55 #	7,330.29	242.26	3.30%	7,329.08	7,658.78	5,233.31	8,597.84	23.05% #
FTSE/Athex Construction & Materials	3,353.47 #	3,268.98	84.49	2.58%	3,268.98	3,353.47	2,565.75	3,422.77	21.46% #
FTSE/Athex Energy	3,356.29 #	3,309.17	47.12	1.42%	3,305.03	3,364.74	2,835.10	3,724.35	13.21% #
FTSE/Athex Travel & Leisure	1,981.92 #	1,959.74	22.18	1.13%	1,957.56	1,981.92	1,540.34	2,174.23	14.40% #
FTSE/Athex Technology	1,684.55 #	1,674.33	10.22	0.61%	1,670.23	1,692.80	1,043.00	1,692.80	54.21% #
FTSE/Athex Telecommunications	4,610.80 #	4,604.57	6.23	0.14%	4,557.03	4,641.42	3,294.37	4,641.42	26.51% #
FTSE/Athex Utilities	5,217.34 #	5,105.39	111.95	2.19%	5,105.39	5,257.85	4,264.97	5,372.86	13.35% #
FTSE/Athex Personal Products	8,619.27 #	8,524.67	94.60	1.11%	8,524.67	8,628.74	8,270.74	9,116.06	-4.70% €
Athex All Share Index	227.15 #	225.36	1.79	0.79%	227.15	227.15	175.88	227.19	21.12% #
Hellenic Corporate Bond Index	127.78 #	127.75	0.02	0.02%			122.29	127.80	4.68% #
Hellenic Corporate Bond Price Index	96.34 €	96.35	-0.01	-0.01%			93.98	96.40	2.66% #

Note 1: FTSE/Med 100, Hellenic Corporate Bond Price Index and Hellenic Corporate Bond Index closing prices refer to the previous trading day of 20/08/2021.

Note 2: The Hellenic Mid & Small Cap Index is a Customized index calculated by the Athens Exchange.

Analytic Figures for Athex Market's Boards and Categories

	Total Traded Securities	Main Market	Surveillance	Exchange Traded Funds (ETFs)
Totals	126	113	13	0
Gain / Lose / Same:	66 / 41 / 19	64 / 35 / 14	2 / 6 / 5	0 / 0 / 0
Athex Capitalisation (mill. €) **	64,720.50	64,450.39	270.12	
Daily Average Trans/ons Value(thou.€)	74,073.00	73,895.98	217.90	22.73
Transactions Value	55,172.35	54,951.25	221.10	0.00
Main Board:	50,200.41	49,979.31	221.10	0.00
Blocks Board 6_2_3:	4,971.95	4,971.95	0.00	0.00
Forced Sales Board:	0.00	0.00	0.00	0.00
Special Terms Board:	0.00	0.00	0.00	0.00
Daily Average Transactions Volume	39,816,150	38,616,193	1,234,834	1,098
Transactions Volume	22,037,069	21,291,637	745,432	0
Main Board:	20,745,175	19,999,743	745,432	0
Blocks Board 6_2_3:	1,291,894	1,291,894	0	0
Forced Sales Board:	0	0	0	0
Special Terms Board:	0	0	0	0
Daily Average Number of Trades	32,158	31,884	272	3
Number of Trades	28,491	28,200	291	0
Main Board:	28,484	28,193	291	0
Blocks Board 6_2_3:	7	7	0	0
Forced Sales Board:	0	0	0	0
Special Terms Board:	0	0	0	0

Trading Details by Athex Sectors and Financial Instruments (ETFs)

Code	Sectors	Gain / Lose / Same	Number of Trades	Transactions Volume	Transactions Value	% of Total Trans. Value
3010	- Banks	6 / 0 / 0	6,838	11,333,184	12,995,102.80	23.55%
5510	- Basic Resources	10 / 4 / 1	1,507	620,754	1,523,535.32	2.76%
5010	- Construction & Materials	7 / 3 / 2	2,518	1,639,829	3,926,450.26	7.12%
4020	- Consumer Products & Services	3 / 4 / 1	2,145	597,413	5,847,242.74	10.60%
6010	- Energy	4 / 0 / 0	1,242	169,097	1,629,967.97	2.95%
12000	- Financial Instruments	0 / 0 / 0	---	---	---	---
3020	- Financial Services	0 / 1 / 2	595	3,123,515	376,038.58	0.68%
4510	- Food Beverage & Tobacco	3 / 3 / 0	166	20,776	402,517.80	0.73%
2010	- Health Care	1 / 1 / 2	106	39,941	43,094.55	0.08%
5020	- Industrial Goods & Service	8 / 9 / 4	3,006	1,191,989	6,934,056.62	12.57%
3030	- Insurance	1 / 1 / 0	55	12,908	63,121.48	0.11%
4030	- Media	1 / 0 / 0	56	65,000	31,217.95	0.06%
4520	- Personal Care, Drug & Grocery Stores	1 / 1 / 1	93	21,440	87,175.92	0.16%
3510	- Real Estate	2 / 4 / 2	1,050	322,196	1,915,763.58	3.47%
4040	- Retail	3 / 3 / 1	961	392,333	840,612.06	1.52%
1010	- Technology	6 / 3 / 0	678	208,835	770,946.91	1.40%
1510	- Telecommunications	1 / 2 / 0	2,383	781,023	7,131,083.81	12.93%
4050	- Travel & Leisure	4 / 2 / 3	1,454	600,597	2,764,675.28	5.01%
6510	- Utilities	5 / 0 / 0	3,638	896,239	7,889,749.20	14.30%

Top 10 best & worst performing Shares

Main Market

With positive Price change			With negative Price change		
	Closing price	change		Closing price	change
ATTICA BANK S.A. (CR)	0.17	11.40% #	INTERWOOD-XYLEMPORIA (CR)	0.28	-6.67% €
KORDELLOS BROS SA (CR)	0.498	6.18% #	INTRACOM HOLDINGS (CR)	2.31	-3.35% €
GEK TERNA (CR)	9.92	5.42% #	LOULIS MILLS SA (CR)	2.64	-2.22% €
VIOHALCO SA/NV (CB)	4.67	4.94% #	MARFIN INVESTMENT GROUP (CR)	0.0354	-1.94% €
BIOKARPET S.A.(CR)	1.5	4.17% #	ELTON SA (CR)	1.855	-1.85% €
GEN. COMMERCIAL & IND.SA (CR)	1.195	3.91% #	INFORM P. LYKOS (CR)	1.43	-1.72% €
UNIBIOS (CR)	0.578	3.58% #	ENTERSOFT (CR)	4.54	-1.52% €
EYDAP S.A. (CR)	7.98	2.97% #	SPACE HELLAS SA (CR)	10	-1.48% €
PPC (CR)	9.99	2.78% #	MOTODYNAMICS S.A. (CR)	1.4	-1.41% €
HELLENIC PETROLEUM (CR)	5.8	2.47% #	BYTE COMPUTER SA (CR)	2.8	-1.41% €
With the highest Transactions Value			With the highest Transactions Volume		
	Value (thou. €)	change		Volume	change
PPC (CR)	6,633.78	2.78% #	ALPHA SERVICES HOLD (CR)	3,828,120	2.09% #
OTE (CR)	6,142.44	0.25% #	EUROBANK HOLDINGS (CR)	3,106,860	1.33% #
MYTILINEOS (CR)	5,729.78	0.95% #	MARFIN INVESTMENT GROUP (CR)	3,054,666	-1.94% €
JUMBO SA (CR)	5,664.96	0.99% #	PIRAEUS FINANCIAL HOLD (CR)	2,525,115	1.59% #
ALPHA SERVICES HOLD (CR)	4,377.67	2.09% #	NATIONAL BANK (CR)	1,021,534	0.85% #
PIRAEUS FINANCIAL HOLD (CR)	3,547.77	1.59% #	ATTICA BANK S.A. (CR)	848,561	11.40% #
EUROBANK HOLDINGS (CR)	2,451.83	1.33% #	PPC (CR)	666,059	2.78% #
NATIONAL BANK (CR)	2,436.58	0.85% #	IKTINOS HELLAS SA (CR)	628,391	-0.37% €
OPAP (CR)	2,299.47	1.14% #	JUMBO SA (CR)	429,206	0.99% #
GEK TERNA (CR)	2,047.71	5.42% #	ELLAKTOR (CR)	422,236	-0.53% €

Note: Stocks that are not included in the "Under Supervision" category, and the transactions value is more than 10,000 €.

Derivatives Summary

	Number of Trades	Volume	Open Interest
Index Futures	193	978	5,219
FTSE/Athex Banks	0	0	7
FTSE/Athex Large Cap	193	978	5,212
Stock Futures	1,971	21,298	569,483
ADMIE (IPTO) HOLDING S.A. (CR)	14	91	10,233
ALPHA SERVICES HOLD (CR)	143	2,903	47,836
ATTICA BANK S.A. (CR)	0	0	197
CC HBC AG (CR)	12	29	261
CENERGY HOLDINGS (CB)	46	124	10,002
ELLAKTOR (CR)	53	690	9,245
EUROBANK HOLDINGS (CR)	87	2,220	39,916
EYDAP S.A. (CR)	32	32	958
FOURLIS (CR)	19	70	2,799
GEK TERNA (CR)	232	1,097	8,794
HELLENIC EXCHANGES-A.S.E. (CR)	10	40	1,515
HELLENIC PETROLEUM (CR)	34	67	2,576
INTRACOM HOLDINGS (CR)	112	429	3,892
JUMBO SA (CR)	127	308	2,235
LAMDA DEVELOPMENT SA (CR)	91	270	5,663
MARFIN INVESTMENT GROUP (CR)	82	2,752	23,030
MOTOR OIL (CR)	61	181	2,892
MYTILINEOS (CR)	121	512	5,564
NATIONAL BANK (CR)	152	2,393	35,583
OPAP (CR)	46	182	1,893
OTE (CR)	40	217	2,792
P.P.A. S.A. (CR)	0	0	377
PIRAEUS FINANCIAL HOLD (CR)	94	4,656	325,256
PPC (CR)	262	1,613	14,616
TERNA ENERGY (CR)	18	80	2,411
TITAN CEMENT (CB)	11	38	863
VIOHALCO SA/NV (CB)	72	304	8,084
Index Options	19	303	1,236
FTSE/Athex Large Cap	19	303	1,236
Stock Options	1	1	775
ALPHA SERVICES HOLD (CR)	0	0	0
NATIONAL BANK (CR)	0	0	300
OPAP (CR)	0	0	30
OTE (CR)	0	0	10
PIRAEUS FINANCIAL HOLD (CR)	0	0	0
PPC (CR)	1	1	435
Total Derivatives Traded	2,184	22,580	576,713

Number of Outstanding Securities	Nominal Value	Dividends [1]			Date of Last Coupon		Note	Shares	Closing price	% change	Previous closing price/date	Open price	Price min	Price max	Last price	Avg price	Last Bid [7]	Last Ask [7]	P/E after tax	Year	Volume	Trades	Transactions Value[8]	Company Mkt Value (thou. €)	Year low	Year high	Sector[4]
245,000	1.00	---	---	---	19/07/2010	11/12/2012	5194	TRIA ALFA SA (PR)	3.52	---	3.52	23/08/2021	---	---	---	---	500@2.84	350@3.48	---	2020	---	---	---	5,994.60	1.41	3.96	55101020

Suspension Status

5,867,311	0.300	---	---	---	11/08/2010	28/04/2017	5243	DIONIC (CR)	0.11	---	0.11	30/06/2020	---	---	---	---	---	---	---	---	---	---	---	645.40	0.11	0.11	50205010
66,948,210	0.300	---	---	---	22/09/2015	22/09/2015	5179	FOLLI FOLLIE (CR)	4.8	---	4.8	24/05/2018	---	---	---	---	---	---	---	---	---	---	---	321,351.41	4.8	4.8	40401030
12,417,000	0.310	0.0205	---	---	27/08/2019	28/08/2017	5233	MLS MULTIMEDIA SA (CR)	0.57	---	0.57	12/05/2020	---	---	---	---	---	---	---	---	---	---	---	7,077.69	0.57	0.57	10101015
33,301,715	0.320	---	---	---	27/06/2003	08/07/2009	5241	AEGEK (CR)	0.035	---	0.035	25/06/2020	---	---	---	---	---	---	---	---	---	---	---	1,165.56	0.035	0.035	50101010
77,126,446	0.340	---	---	---	23/05/2005	18/08/2011	5206	G.E. DIMITRIOU (CR)	0.0125	---	0.0125	30/04/2019	---	---	---	---	---	---	---	---	---	---	---	964.08	0.0125	0.0125	40202020
7,085,888	1.59	---	---	---	02/07/1996	06/09/2010	5216	ELVIEMEK (CR)	2.6	---	2.6	30/09/2019	---	---	---	---	---	---	---	---	---	---	---	18,423.31	2.6	2.6	35101010
25,179,640	0.600	---	---	---	08/08/1994	19/09/2000	5191	J.BOUTARIS & SON (CR)	0.026	---	0.026	01/10/2018	---	---	---	---	---	---	---	---	---	---	---	742.45	0.026	0.026	45101015
1,540,000	0.600	---	---	---	08/08/1994	19/09/2000	5192	J.BOUTARIS & SON (PR)	0.057	---	0.057	01/10/2018	---	---	---	---	---	---	---	---	---	---	---	742.45	0.057	0.057	45101015
31,543,600	0.420	---	---	---	19/07/2010	19/12/2018	5205	KRETA FARM SA (CR)	1.09	---	1.085	30/04/2019	---	---	---	---	---	---	---	---	---	---	---	34,382.52	1.085	1.09	45102020
24,319,250	0.300	---	---	---	09/07/2002	04/07/2007	5165	PROODEFTIKH SA (CR)	0.21	---	0.21	23/04/2021	---	---	---	---	---	---	---	---	---	---	---	5,107.04	0.18	0.3	50101010

Shares' Notes

Code	Note text
()	- Adjusted dividends.
*	- Last adjusted closing price.
[1]	- Net dividends.
[2]	- The "Date of Last Coupon" for New listings refers to the date company's stocks started to trade in Athex
[3]	- The Company Market Value is referred to the number of outstanding shares
[4]	- Sectors codification can be found in Appendix A
[5]	- The Market Value refers to the total number of shares listed (including their several classes) in the exchange by the company.
[6]	- P/E greater than 100
[7]	- Last view of the Order Book before the end of the trading session
[8]	- All Blocks Methods' Transactions Value are included.
4750	- Transfer to the Under Surveillance Category from 8/4/2011.
4887	- Transfer to the Surveillance Category as of 10/4/2012.
4912	- Transfer to the Surveillance Category as of 31/7/2012.
4955	- Transfer to the Surveillance Category as from 5/4/2013.
4957	- Transfer to the Surveillance Category as from 5/4/2013.
4958	- Transfer to the Surveillance Category as from 5/4/2013.
4959	- Transfer to the Surveillance Category as from 5/4/2013.
5093	- Transfer to the Surveillance Category as of 8/4/2015.
5112	- Transfer to the Surveillance Category as of 15/04/2016.
5115	- Transfer to the Surveillance Category as of 15/04/2016.
5141	- Transfer to the Surveillance Category as of 10/05/2017.
5160	- Transfer to the Surveillance Category as of 15/04/2016.
5162	- Transfer to the Under Supervision Category as of 21/12/2009.
5165	- Transfer to the Surveillance Category as of 15/02/2018.
5178	- Transfer to the Surveillance Category as of 11/05/2018.
5179	- Suspension of trading as of 25/05/2018.
5191	- Suspension of trading as of 02/10/2018.
5192	- Suspension of trading as of 02/10/2018.
5193	- Transfer to the Surveillance Category as of 25/10/2018.
5194	- Transfer to the Surveillance Category as of 25/10/2018.
5197	- Transfer to the Surveillance Category as of 07/11/2018.
5205	- Suspension of trading as of 02/05/2019.
5206	- Suspension of trading as of 02/05/2019.
5216	- Suspension of trading as of 01/10/2019.
5232	- Transfer to the Under Surveillance Category from 08/04/2011.
5233	- Suspension of trading as of 13/05/2020.
5241	- Suspension of trading as of 26/06/2020.
5243	- Suspension of trading as of 01/07/2020.
5245	- Transfer to the Surveillance Category as of 09/07/2020.
5246	- Transfer to the Surveillance Category as of 09/07/2020.
5248	- Transfer to the Surveillance Category as of 06/09/20116.
5253	- Transfer to the Surveillance Category as of 14/5/2021.

Securities Blocks Details

Securities	Block Volume	Price	Block Trade Value	Time of approval	Note
EUROBANK HOLDINGS (CR)	747,810	0.785	587,030.85	10:32:08	20
OTE (CR)	130,000	16.45	2,138,500.00	10:37:24	20
ENTERSOFT (CR)	40,000	4.64	185,600.00	13:26:21	20
PPC (CR)	1,883	10.05	18,924.15	16:12:39	18
KARELIA (CR)	41	308.00	12,628.00	16:17:58	18
PIRAEUS FINANCIAL HOLD (CR)	243,773	1.40	342,257.29	16:53:27	20
JUMBO SA (CR)	128,387	13.14	1,687,005.18	17:15:38	20

Blocks Notes

- 9 - Method 6-1 / Special Fees
- 10 - Method 6-1 / Special Fees, SDS
- 14 - Method 6-3 / Settlement, Incomplete Buy and Sell
- 18 - Method 6-2 / SPOT 1
- 19 - Method 6-2 / SPOT 2
- 20 - Method 6-1 and Method 6-1 Same Day Settlement
- 21 - Other Pre-agreed

Shares Rights Details

Occured date	Exercise from	Exercise until	Trading until	Rights	Price min	Price max	Closing price	Last Bid	Last Ask	Volume	Trades	Transactions Value
--------------	---------------	----------------	---------------	---------------	-----------	-----------	---------------	----------	----------	--------	--------	--------------------

No Rights Transactions.

Forced Sales Details

Securities	Category of Security	Transactions Volume	Number of Trades	Transactions Value	Note
------------	----------------------	------------------------	---------------------	-----------------------	------

No Forced Transactions.

Forced Sales Notes

- 1 - Compulsory Public Forced Sales
- 2 - Forced Sales of Fixed Registered Shares
- 3 - Forced Sales of Remaining Fractional Shares

Exchange Traded Funds (ETFs) Characteristics

	Transactions Date (T)	Creation / Redemption	Units (T-1)	New Units (T-1)	Redemption Units (T-1)	Units (T) [1]	Fund Assets [2]	Net Unit Price	Dividend per Unit	Dividend Date
ALPHA ETF FTSE Athex Large Cap	24/08/2021	5,000	882,175	---	---	882,175	18,982,100.00	21.5174	0.71	01/07/2021

ETFs Notes

[1] - Units (T) = Units (T-1) + New Units (T-1) - Redemption Units (T-1)

[2] - The Creation / Redemption Units of T-1 are included.

Non Convertible Corporate Bonds - Regulated Market

Num Listed Bonds	Nominal price	Issue price	Today's Rate	Exp. Date	Duration (years)	Note	Coupon		Trading Unit	Corporate Bonds	Accrued Int.	Yield.T.Mat	Price min	Price max	Closing price	Previous closing price/date	Volume	Transactions Value	Last order		ear min	Year max		
							Common	Preffered											Price	Buy / Sell			Date	
20,148	1,000.00	1,000.00	4.95	26/06/2023	5	---	7	---	1	B&F COMM. & GARM. INDUS. S.A. (Non Convertible)	8.1125	5.5170	97.5600	97.5601	97.5601	97.5000	20/08/2021	7,000	6,885.99	97.5600	B	24/08/2021	92.1501	100.5000
90,000	1,000.00	1,000.00	3.00	11/05/2023	5	---	7	---	1	CORAL A.E. (Non Convertible)	8.9167	1.6230	---	---	---	102.0500	23/08/2021	---	---	102.1000	B	24/08/2021	101.0000	103.7500
120,000	1,000.00	1,000.00	3.95	04/04/2025	7	---	7	---	1	GEK TERNA S.A. (Non Convertible)	15.5806	2.3550	---	---	---	104.3000	23/08/2021	---	---	104.5200	B	24/08/2021	103.3350	105.8000
300,000	1,000.00	1,000.00	2.30	20/07/2028	7	---	1	---	1	PRODEA REIC S.A. (Non Convertible)	2.3639	2.4370	99.1500	99.2300	99.1500	99.1100	23/08/2021	210,000	208,799.82	99.1500	B	24/08/2021	97.0010	99.9400
100,000	1,000.00	1,000.00	2.70	25/05/2026	5	---	1	---	1	COSTAMARE PARTICIPATIONS PLC (Non Convertible)	6.9750	2.3490	---	---	---	101.4500	23/08/2021	---	---	101.1000	B	24/08/2021	100.8000	102.5678
200,000	1,000.00	1,000.00	1.90	23/03/2028	7	---	1	---	1	MOTOR OIL CORINTH REFINERIES SA (Non Convertible)	8.2333	1.9470	99.5100	99.7500	99.6287	99.5830	23/08/2021	45,000	45,203.40	99.5000	B	24/08/2021	98.3121	100.9899
175,000	1,000.00	1,000.00	3.40	26/07/2024	5	---	5	---	1	ATTICA HOLDINGS S.A. (Non Convertible)	2.9278	4.0940	97.3900	97.3900	97.3900	97.0000	23/08/2021	2,000	1,953.66	97.2000	B	24/08/2021	90.0310	99.5000
39,892,816	1.00	1.00	5.00	04/10/2021	5	---	20	---	1	HOUSEMARKET S.A. (Non Convertible)	0.0072	-0.9130	---	---	---	100.7000	26/07/2021	---	---	100.3000	B	24/08/2021	100.7000	102.9900
150,000	1,000.00	1,000.00	2.60	22/10/2026	7	---	4	---	1	TERNA ENERGY FINANCE S.A. (Non Convertible)	9.1000	2.4280	100.2500	100.2500	100.2500	100.2090	23/08/2021	11,000	11,127.60	100.2500	B	24/08/2021	99.4000	103.0000
200,000	1,000.00	1,000.00	3.60	12/03/2026	7	---	5	---	1	AEGEAN AIRLINES S.A. (Non Convertible)	16.7000	3.5690	98.1100	99.0010	98.8547	99.9930	23/08/2021	94,000	94,300.65	98.6610	B	24/08/2021	93.1501	102.0000
200,000	1,000.00	1,000.00	2.10	27/10/2027	7	---	2	---	1	O.P.A.P. S.A. (Non Convertible)	7.0583	1.7900	101.5500	102.0000	101.5696	101.7060	23/08/2021	23,000	23,523.34	101.4500	B	24/08/2021	99.3000	102.8500
320,000	1,000.00	1,000.00	3.40	21/07/2027	7	---	3	---	1	LAMDA DEVELOPMENT S.A. (Non Convertible)	3.4000	2.7340	102.9000	102.9000	102.9000	102.5870	23/08/2021	20,000	20,648.00	102.5500	B	24/08/2021	97.8458	103.3500
500,000	1,000.00	1,000.00	2.75	03/07/2027	7	---	3	---	1	GEK TERNA S.A. (Non Convertible)	3.9722	2.8560	98.8800	99.0000	98.9982	99.0000	23/08/2021	91,000	90,449.80	98.8600	B	24/08/2021	97.8574	99.8900

Corporate Bonds Notes

Transactions Volume = (Pieces) * (Nominal Price). Transactions Value = (Pieces) * (Nominal Price) * (price %) + (Accrued interest).

The price of a Bond is stated as a percentage (%) of Bond's Nominal Price.

Nominal Price in Euros (€), except if it is noted differently.

Government Bonds

Number Listed Bonds	Nominal price	Today's Rate	Accrued Interest Calc	Exp. Date [1]	Duration (years)	Note	Coupons Date	Curr. coupon value	Trading Unit	Government Bonds	Price min	Price max	Closing price	Previous closing price/date	Volume	Transactions Value	Price	Last order Buy / Sell	Date
3,000,000	1,000.00	4.38	Actual/Actual	01/08/2022	5	---	01/08	4.38	1	GGB-FXD-010822-05Y-4.375-1.000	---	---	---	---	---	---	1.0000	B	28/11/2018
4,500,000	1,000.00	1.88	Actual/Actual	04/02/2035	15	---	04/02	1.88	1	GGB-FXD-040235-15Y-1.875-1.000	---	---	---	---	---	---	---	---	---
2,500,000	1,000.00	3.45	Actual/Actual	02/04/2024	5	---	02/04	3.45	1	GGB-FXD-020424-05Y-3.450-1.000	---	---	---	---	---	---	---	---	---
6,000,000	1,000.00	0.75	Actual/Actual	18/06/2031	10	---	18/06	0.75	1	GGB-FXD-180631-10Y-0.750-1.000	---	---	---	---	---	---	---	---	---
4,355,990,324	1.00	3.50	Actual/Actual	30/01/2023	5	---	01/02 - 31/01	3.50	1	GGB-FXD-300123-05Y-3.500-1.00	---	---	---	94.5720 13/07/2018	---	---	1.0000	B	28/11/2018
5,962,747,327	1.00	3.75	Actual/Actual	30/01/2028	10	---	/02 - 01/02 - 31/	3.75	1	GGB-FXD-300128-10Y-3.750-1.00	---	---	---	85.4610 13/07/2018	---	---	1.0000	B	28/11/2018
6,091,218,404	1.00	3.90	Actual/Actual	30/01/2033	15	---	/02 - 01/02 - 31/	3.90	1	GGB-FXD-300133-15Y-3.900-1.00	---	---	---	78.6730 13/07/2018	---	---	1.0000	B	28/11/2018
4,805,399,486	1.00	4.00	Actual/Actual	30/01/2037	19	---	/02 - 01/02 - 31/	4.00	1	GGB-FXD-300137-19Y-4.000-1.00	---	---	---	77.0370 13/07/2018	---	---	1.0000	B	28/11/2018
4,603,713,186	1.00	4.20	Actual/Actual	30/01/2042	24	---	/02 - 01/02 - 31/	4.20	1	GGB-FXD-300142-24Y-4.200-1.00	---	---	---	77.7640 13/07/2018	---	---	1.0000	B	28/11/2018
550,418,123	1.00	4.30	Actual/Actual	24/02/2023	11	---	24/02	4.30	1	GGB-FXD-240223-11Y-2.000-1.00	---	---	---	10.0000 22/06/2015	---	---	10.0000	B	11/07/2019
445,007,576	1.00	4.30	Actual/Actual	24/02/2024	12	---	24/02	4.30	1	GGB-FXD-240224-12Y-2.000-1.00	---	---	---	10.0000 22/06/2015	---	---	---	---	---
423,674,226	1.00	4.30	Actual/Actual	24/02/2025	13	---	24/02	4.30	1	GGB-FXD-240225-13Y-2.000-1.00	---	---	---	10.0000 22/06/2015	---	---	---	---	---
212,292,153	1.00	4.30	Actual/Actual	24/02/2026	14	---	24/02	4.30	1	GGB-FXD-240226-14Y-2.000-1.00	---	---	---	10.0000 22/06/2015	---	---	---	---	---
160,621,352	1.00	4.30	Actual/Actual	24/02/2027	15	---	24/02	4.30	1	GGB-FXD-240227-15Y-2.000-1.00	---	---	---	10.0000 22/06/2015	---	---	---	---	---
183,244,055	1.00	4.30	Actual/Actual	24/02/2028	16	---	24/02	4.30	1	GGB-FXD-240228-16Y-2.000-1.00	---	---	---	10.0000 22/06/2015	---	---	---	---	---
164,802,894	1.00	4.30	Actual/Actual	24/02/2029	17	---	24/02	4.30	1	GGB-FXD-240229-17Y-2.000-1.00	---	---	---	10.0000 22/06/2015	---	---	---	---	---
165,460,943	1.00	4.30	Actual/Actual	24/02/2030	18	---	24/02	4.30	1	GGB-FXD-240230-18Y-2.000-1.00	---	---	---	10.0000 22/06/2015	---	---	---	---	---
129,007,241	1.00	4.30	Actual/Actual	24/02/2031	19	---	24/02	4.30	1	GGB-FXD-240231-19Y-2.000-1.00	---	---	---	10.0000 22/06/2015	---	---	---	---	---
126,192,683	1.00	4.30	Actual/Actual	24/02/2032	20	---	24/02	4.30	1	GGB-FXD-240232-20Y-2.000-1.00	---	---	---	10.0000 22/06/2015	---	---	---	---	---
146,905,168	1.00	4.30	Actual/Actual	24/02/2033	21	---	24/02	4.30	1	GGB-FXD-240233-21Y-2.000-1.00	---	---	---	10.0000 22/06/2015	---	---	---	---	---
154,475,606	1.00	4.30	Actual/Actual	24/02/2034	22	---	24/02	4.30	1	GGB-FXD-240234-22Y-2.000-1.00	---	---	---	10.0000 22/06/2015	---	---	---	---	---
144,429,441	1.00	4.30	Actual/Actual	24/02/2035	23	---	24/02	4.30	1	GGB-FXD-240235-23Y-2.000-1.00	---	---	---	10.0000 22/06/2015	---	---	---	---	---
166,211,676	1.00	4.30	Actual/Actual	24/02/2036	24	---	24/02	4.30	1	GGB-FXD-240236-24Y-2.000-1.00	---	---	---	10.0000 22/06/2015	---	---	---	---	---
145,461,669	1.00	4.30	Actual/Actual	24/02/2037	25	---	24/02	4.30	1	GGB-FXD-240237-25Y-2.000-1.00	---	---	---	10.0000 22/06/2015	---	---	---	---	---
146,941,087	1.00	4.30	Actual/Actual	24/02/2038	26	---	24/02	4.30	1	GGB-FXD-240238-26Y-2.000-1.00	---	---	---	10.0000 22/06/2015	---	---	---	---	---
135,115,612	1.00	4.30	Actual/Actual	24/02/2039	27	---	24/02	4.30	1	GGB-FXD-240239-27Y-2.000-1.00	---	---	---	10.0000 22/06/2015	---	---	---	---	---
141,909,637	1.00	4.30	Actual/Actual	24/02/2040	28	---	24/02	4.30	1	GGB-FXD-240240-28Y-2.000-1.00	---	---	---	10.0000 22/06/2015	---	---	---	---	---
136,788,720	1.00	4.30	Actual/Actual	24/02/2041	29	---	24/02	4.30	1	GGB-FXD-240241-29Y-2.000-1.00	---	---	---	10.0000 22/06/2015	---	---	---	---	---
163,643,410	1.00	4.30	Actual/Actual	24/02/2042	30	---	24/02	4.30	1	GGB-FXD-240242-30Y-2.000-1.00	---	---	---	10.0000 22/06/2015	---	---	---	---	---
4,000,000	1,000.00	3.88	Actual/Actual	12/03/2029	10	---	12/03	3.88	1	GGB-FXD-120329-10Y-3.875-1.000	---	---	---	---	---	---	100.0000	B	15/10/2019
3,000,000	1,000.00	0.00	Actual/Actual	12/02/2026	5	---	12/02	0.00	1	GGB-FXD-120226-05Y-0.000-1.000	---	---	---	---	---	---	---	---	---
503,753	1,000.00	0.32	FLR Actual/360	16/09/2021	2	---	16/03 - 16/09	---	1	GGB-FLT-160921-02Y-0.319-1.000	---	---	---	---	---	---	---	---	---
3,000,000	1,000.00	3.38	Actual/Actual	15/02/2025	7	---	15/02	3.38	1	GGB-FXD-150225-07Y-3.375-1.000	---	---	---	---	---	---	---	---	---
250,250	1,000.00	2.90	Actual/Actual	20/03/2023	4	---	20/03	2.90	1	GGB-FXD-200323-04Y-2.900-1.000	---	---	---	---	---	---	---	---	---

Government Bonds Notes

Transactions Volume = (Pieces) * (Nominal Price). Transactions Value = (Pieces) * (Nominal Price) * (price %) + (Accrued interest).

The Value of current coupon for the issues with NV 0.01 euro refers to NV 100 euros

FLR: Floating Interest Rate.

[1] - The Expiration Date of the interest bearing period and the Date for coupon payment.

Government Bonds

Number Listed Bonds	Nominal price	Today's Rate	Accrued Interest Calc	Exp. Date [1]	Duration (years)	Note	Coupons Date	Curr. coupon value	Trading Unit	Government Bonds	Price min	Price max	Closing price	Previous closing price/date	Volume	Transactions Value	Price	Last order Buy / Sell	Date
964,000	1,000.00	3.25	Actual/Actual	20/03/2025	6	---	20/03	3.25	1	GGB-FXD-200325-06Y-3.250-1.000	---	---	---	---	---	---	---	---	---
2,100,000	1,000.00	3.55	Actual/Actual	20/03/2026	7	---	20/03	3.55	1	GGB-FXD-200326-07Y-3.550-1.000	---	---	---	---	---	---	---	---	---
5,500,000	1,000.00	1.50	Actual/Actual	18/06/2030	10	---	18/06	1.50	1	GGB-FXD-180630-10Y-1.500-1.000	---	---	---	---	---	---	---	---	---
5,364,250	1,000.00	3.25	Actual/Actual	20/03/2050	30	---	20/03	3.25	1	GGB-FXD-200350-30Y-3.250-1.000	---	---	---	---	---	---	---	---	---
2,000,000	1,000.00	2.00	Actual/Actual	22/04/2027	7	---	22/04	2.00	1	GGB-FXD-220427-07Y-2.000-1.000	---	---	---	---	---	---	99.9000	B	22/04/2020
2,500,000	1,000.00	1.88	Actual/Actual	23/07/2026	7	---	23/07	1.88	1	GGB-FXD-230726-07Y-1.875-1.000	---	---	---	---	---	---	---	---	---
2,500,000	1,000.00	1.88	Actual/Actual	24/01/2052	30	---	24/01	1.88	1	GGB-FXD-240152-30Y-1.875-1.000	---	---	---	---	---	---	---	---	---

Government Bonds Notes

Transactions Volume = (Pieces) * (Nominal Price). Transactions Value = (Pieces) * (Nominal Price) * (price %) + (Accrued interest).

The Value of current coupon for the issues with NV 0.01 euro refers to NV 100 euros

FLR: Floating Interest Rate.

[1] - The Expiration Date of the interest bearing period and the Date for coupon payment.

Treasury Bills & Zero Coupon Government Bonds

Issue Date	13-Week Maturity									26-Week Maturity									52-Week Maturity								
	Exp. Date	Initial Rate	Num Listed Bonds	Nominal price	Issue price	Last Trade Price	Last Trade Date	Volume Traded	Note	Exp. Date	Initial Rate	Num Listed Bonds	Nominal price	Issue price	Last Trade Price	Last Trade Date	Volume Traded	Note	Exp. Date	Initial Rate	Num Listed Bonds	Nominal price	Issue price	Last Trade Price	Last Trade Date	Volume Traded	Note
11/09/2020	---	---	---	---	---	---	---	---	---	---	---	---	---	---	---	---	---	---	10/09/2021	0.00	1,000,000	1,000.00	1,000.00	---	---	---	---
11/12/2020	---	---	---	---	---	---	---	---	---	---	---	---	---	---	---	---	---	---	10/12/2021	-0.26	1,000,000	1,000.00	1,002.60	---	---	---	---
12/03/2021	---	---	---	---	---	---	---	---	---	---	---	---	---	---	---	---	---	---	11/03/2022	-0.22	1,000,000	1,000.00	1,002.24	---	---	---	---
11/06/2021	---	---	---	---	---	---	---	---	---	---	---	---	---	---	---	---	---	---	10/06/2022	-0.31	1,600,000	1,000.00	1,003.10	---	---	---	---

Bonds in Circulation	Currency / Min nominal traded Value	Coupons Payment Date	Current Coupon Value	Note	Coupon	Trading Unit	Issue Date	Duration (years)	Today's Interest	A.I.C in days	Bonds	Last price of previous days		Last Outcry in Cash (euro)			Trades in Pieces	Life min	Life Max
												Price	Buy / Sell	Date	Price	Buy / Sell			
Corporate Bonds in Foreign Currency and Euro																			
103,746	GBP / 10	01/12	0.25	---	62	1	01/12/1930	98	2.5	360	National Mortgage Bank	2.27	05/02/1996	2.27	S	05/02/1996	---	2.27	2.27
0	GBP / 10	01/12	0.25	---	64	1	01/12/1928	100	2.5	360	National Mortgage Bank	---	---	---	---	---	---	---	---

Government Bonds Notes

A.I.C: Accrued Interest Calculation base.

FLR: Floating Interest Rate.

The minimum tradeable Nominal Value for all Demeterialised Government Titles is 100 Euros.

(μφρ-0)

Athex & ATHEXClear Members List

Member Name				Stock Market			Derivatives Market		ATHEXClear Member	
	Address	Phone	Fax	Market Member	Remote Member	Market Maker	Proprietary	Market Maker	General Clearing	Direct Clearing
A. SARRIS SECURITIES S.A.				a						
6, ΔΡΑΓΑΤΣΑΝΙΟΥ 6 ΑΘΗΝΑ	2103367700									
AEONIC SECURITIES C.I.F. P.L.C.				a	a					
, ΛΑΪΟΥ 6, ΓΡ. 301B, ANNA COURT	35725337600									
ALPHA BANK S.A.									a	
, ΣΤΑΔΙΟΥ 40 ΑΘΗΝΑ	2103260000									
ALPHA FINANCE INVESTMENT SERVICES SINGLE MEMBER SA				a		a	a	a		a
5, ΜΕΡΛΙΝ 5 ΑΘΗΝΑ	2103677400									
ARGUS STOCKBROKERS LTD				a	a		a			
25, 25 ΛΕΩΦΟΡΟΣ ΔΗΜΟΣΘΕΝΗ ΣΕΒΕΡΗ	0035722717000									
ATLANTIC SECURITIES LTD				a	a					
37, ΠΡΟΔΡΟΜΟΥ 37	0035722445400									
AXON SECURITIES S.A.				a			a			
48, ΣΤΑΔΙΟΥ 48 ΑΘΗΝΑ	2103363800									
BETA SECURITIES S.A.				a		a	a			a
29, Α.ΑΛΕΞΑΝΔΡΑΣ 29 ΑΘΗΝΑ	2106478930								a	
BNP PARIBAS SECURITIES SERVICES									a	
2, ΛΑΜΨΑΚΟΥ 2 ΑΘΗΝΑ	2107468500									
BOFA SECURITIES EUROPE SA				a	a					
, 112 AVENUE KL'BER 75116	+33 153655555									
CAPITAL SECURITIES S.A.				a			a			
58, ΜΗΤΡΟΠΟΛΕΩΣ 58 ΑΘΗΝΑ	2103369700									
CFS SECURITIES INVESTMENT SERVICES S.A.				a						
3, ΠΑΠΑΡΡΗΓΟΠΟΥΛΟΥ 3 ΑΘΗΝΑ	2103360800									
CITIGROUP GLOBAL MARKETS EUROPE AG				a	a					
16, REUTERWEG 16 FRANKFURT	+49 691366-0									
CITIGROUP GLOBAL MARKETS LIMITED				a						
1, 33 CANADA SQUARE - CANARY WHARF	+44 02079864000									
CREDIT SUISSE BANK (EUROPE), S.A.				a	a					
, CALLE AYALA 42, 3A PLANTA-B MADRID	+34917916000									
CREDIT SUISSE SECURITIES (EUROPE) LIMITED				a						
1, ONE CABOT SQUARE LONDON	+44 2078888888									
CYCLOS SECURITIES S.A.				a			a			
39, ΠΑΝΕΠΙΣΤΗΜΙΟΥ 39 ΑΘΗΝΑ	2103364300									
DEUTSCHE BANK S.A.					a					
1, GREAT WINCHESTER STREET LONDON	+44 20 754 54209	00441133361437								
DYNAMIC SECURITIES S.A.				a			a			a
, ΤΡΑΛΛΕΩΝ 2 & Α.ΣΥΓΓΡΟΥ 223 ΝΕΑ ΣΜΥΡΝΗ	2103677700									
EUROBANK EQUITIES INVESTMENT FIRM S.A				a		a	a	a		a
, ΦΙΛΕΛΛΗΝΩΝ 10 & ΞΕΝΟΦΩΝΤΟΣ 13 ΑΘΗΝΑ	2103720425									
EUROBANK S.A.									a	
, ΟΘΩΝΟΣ 8 ΑΘΗΝΑ	2103337000									
EUROCORP INVESTMENT SERVICES S.A.				a			a			a
14, ΠΛ.ΦΙΛΙΚΗΣ ΕΤΑΙΡΕΙΑΣ 14 ΑΘΗΝΑ	2107263600									
EUROTRUST INVESTMENT FIRM SA				a						
113, ΣΕΒΑΣΤΟΥΠΟΛΕΩΣ 113 ΑΘΗΝΑ	2103363100									
EUROXX SECURITIES S.A.				a		a	a	a		a
7, ΠΑΛΑΙΟΛΟΓΟΥ ΧΑΛΑΝΔΡΙ	(210)-6879400	(210)-6879401								
7, ΠΑΛΕΟΛΟΓΟΥ ΧΑΛΑΝΔΡΙ	+30 2106879400	210-6879401								
G. A. PERVANAS SECURITIES- INVESTMENT SERVICES S.A.				a						
7-9, ΣΟΦΟΚΛΕΟΥΣ 7-9 ΑΘΗΝΑ	2103727200									
GLOBAL CAPITAL SECURITIES & FINANCIAL SERVICES LTD				a	a					
50, ΛΑΡΧΙΠΕΡΙΣΚΟΠΟΥ ΜΑΚΑΡΙΟΥ Γ50	0035722710710									
HELLENIC AMERICAN SECURITIES S.A.				a		a	a			a
27, ΑΝΔΡΕΑ ΠΑΠΑΝΔΡΕΟΥ 27 ΜΑΡΟΥΣΙ	2103311100									
HELLENIC BANK (INVESTMENTS) LTD					a					
, ΑΥΞ.ΚΥΡΙΑΚΟΥ ΜΑΤΣΙ 31 - PO BOX 24747 NICOSIA	+357 22500100	357 22500110								
HSBC CONTINENTAL EUROPE									a	
109-111, Α.ΜΕΣΟΓΕΙΩΝ 109-111	2106960000									
INDEX SECURITIES S.A.				a						
6, ΔΡΑΓΑΤΣΑΝΙΟΥ 6 ΑΘΗΝΑ	2103213920									
J. CHR. MAVRIKIS SECURITIES S.A.				a						
5, ΣΟΦΟΚΛΕΟΥΣ 5 ΑΘΗΝΑ	2103216730									

Athex & ATHEXClear Members List

Member Name				Stock Market			Derivatives Market		ATHEXClear Member	
	Address	Phone	Fax	Market Member	Remote Member	Market Maker	Proprietary	Market Maker	General Clearing	Direct Clearing
KAPPA SECURITIES S.A.				a			a			
15, ΒΑΛΛΑΡΙΤΟΥ 15 ΑΘΗΝΑ	2103678600									
KARAMANOF SECURITIES & INVESTMENT SERVICES S.A.				a						
2, ΠΛ.ΑΓ.ΘΕΟΔΩΡΩΝ 2 ΑΘΗΝΑ	2103212947									
LAIKI FINANCIAL SERVICES LTD					a					
26, AVE. VYRONOS NICOSIA	357 22367367	357 22718567								
LEON DEPOLAS SECURITIES S.A.				a		a	a			
1, ΧΡΗΣΤΟΥ ΛΑΔΑ 1 ΑΘΗΝΑ	2103213276 -28									
MEGA EQUITY SECURITIES & FINANCIAL SERVICES PUBLIC LTD				a	a		a			
42-44, ΛΕΩΦ.ΓΡΙΒΑ ΔΙΓΕΝΗ 42-44	0035722711711									
MERIT SECURITIES S.A				a		a	a			a
5, ΣΟΦΟΚΛΕΟΥΣ 5 ΑΘΗΝΑ	2103671880									
MERRILL LYNCH INTERNATIONAL				a						
2, 2 KING EDWARD STREET LONDON	+44 20276281000									
N. CHRYSOCHOIDIS SECURITIES S.A.				a			a			a
7-9, ΣΟΦΟΚΛΕΟΥΣ 7-9 ΑΘΗΝΑ	2103213913									
NATIONAL BANK OF GREECE S.A.				a		a	a		a	
86, ΑΙΟΛΟΥ STR. ΑΘΗΝΑ	(210)-3341000	(210)-3228187								
68, ΑΚΑΔΗΜΙΑΣ STR. ΑΘΗΝΑ	(210)-3328817	(210)-3328678								
NATIONAL SECURITIES S.A.				a		a	a	a		
66, ΛΕΩΦ. ΑΘΗΝΩΝ 128-132 ΑΘΗΝΑ	2103328784									
NUNTIUS BROKERAGE AND INVESTMENT SERVICES S.A				a						
6, ΔΡΑΓΑΤΣΑΝΙΟΥ 6 ΑΘΗΝΑ	2103350599									
ONE PLUS CAPITAL LIMITED				a	a					
, 75 PRODROMOU AVENUE NICOSIA 1307	35722873760									
OPTIMA BANK S.A.				a		a	a	a	a	
32, ΑΙΓΙΑΛΕΙΑΣ 32 & ΠΑΡΑΔΕΙΣΟΥ ΜΑΡΟΥΣΙ	2108173111									
PANTELAKIS SECURITIES S.A.				a		a	a	a		
57, ΕΘΝΙΚΗΣ ΑΝΤΙΣΤΑΣΕΩΣ 57, ΚΤΙΡΙΟ Β CHALANDRI	2106965000									
PEGASUS SECURITIES S.A				a			a			
17, ΒΑΛΛΑΡΙΤΟΥ 17 & ΑΜΕΡΙΚΗΣ ΑΘΗΝΑ	2103670700									
PIRAEUS BANK S.A.				a			a		a	
, ΑΜΕΡΙΚΗΣ 4 ΑΘΗΝΑ	2103335000									
PIRAEUS SECURITIES S. A.				a		a	a	a		a
10, ΣΤΑΔΙΟΥ 10 ΑΘΗΝΑ	2103354100									
PROCHOICE SECURITIES LTD				a	a					
57, ΛΕΩΦ.ΣΠΥΡΟΥ ΚΥΠΡΙΑΝΟΥ 57, ΑΚΙΝΗΤΑ Φ	035724661192									
SHARELINK SECURITIES & FINANCIAL SERVICES LTD				a			a			
6, HOUSE-ΘΕΟΤΟΚΗ 6 ΜΕΓΑΡΟ ΕΛΜΗΝΑ	+357 22554200									
SOCIETE GENERALE S.A.				a	a		a			
, 17 COURS VALMY, CEDEX	+157290504									
SOLIDUS SECURITIES S.A				a			a			a
64, ΛΟΥΙΖΗΣ ΠΙΑΝΚΟΥΡ 64 ΑΘΗΝΑ	2106900600									
ST. EM. LAVRENTAKIS SECURITIES S.A.				a			a			
7-9, ΣΟΦΟΚΛΕΟΥΣ 7-9 ΑΘΗΝΑ	2103213336									
THE CYPRUS INVESTMENT & SECURITIES CORPORATION LTD				a	a					
154, ΛΕΩΦ. ΚΥΡΗΝΕΙΑΣ	0035722121700									
UBS EUROPE SE				a	a					
, OPERNTURM, BOCKENHEIMER LANDSTRASSE 2-4	496921790									
UBS LIMITED					a					
1, FINSBURY AVENUE LONDON	+44 2075687135									

List of Stocks under Market Making operations

Securities	Stock Category
Market Maker	Start Market Making
SPIROY AGRICULTURE SA (CR)	Surveillance
EUROBANK EQUITIES INVESTMENT FIRM S.A	02/09/2019
MLS MULTIMEDIA SA (CR)	Suspension Status
PIRAEUS SECURITIES S. A.	01/08/2019
ALPHA ETF FTSE Athex Large Cap	Exchange Traded Funds (ETFs)
ALPHA FINANCE INVESTMENT SERVICES SINGLE MEMBER SA	02/01/1900
NATIONAL SECURITIES S.A.	02/01/1900
ADMIE (IPTO) HOLDING S.A. (CR)	Main Market
EUROBANK EQUITIES INVESTMENT FIRM S.A	24/05/2021
HELLENIC AMERICAN SECURITIES S.A.	09/03/2020
PIRAEUS SECURITIES S. A.	29/06/2017
AEGEAN AIRLINES (CR)	Main Market
EUROBANK EQUITIES INVESTMENT FIRM S.A	22/09/2020
ALPHA SERVICES HOLD (CR)	Main Market
ALPHA FINANCE INVESTMENT SERVICES SINGLE MEMBER SA	29/02/2016
EUROBANK EQUITIES INVESTMENT FIRM S.A	22/10/2006
HELLENIC AMERICAN SECURITIES S.A.	25/07/2014
LEON DEPOLAS SECURITIES S.A.	04/01/2016
MERIT SECURITIES S.A	03/09/2012
NATIONAL SECURITIES S.A.	02/01/1900
PIRAEUS SECURITIES S. A.	28/05/2009
ANDROMEDA SA (CR)	Main Market
BETA SECURITIES S.A.	15/02/2021
AS COMPANY SA (CR)	Main Market
EUROBANK EQUITIES INVESTMENT FIRM S.A	01/04/2019
ATTICA BANK S.A. (CR)	Main Market
EUROBANK EQUITIES INVESTMENT FIRM S.A	11/11/2019
EUROXX SECURITIES S.A.	22/01/2016
PIRAEUS SECURITIES S. A.	20/09/2017
AUTOHELLAS SA (CR)	Main Market
ALPHA FINANCE INVESTMENT SERVICES SINGLE MEMBER SA	01/07/2019
EUROXX SECURITIES S.A.	02/07/2018
AVAX S.A. (CR)	Main Market
EUROBANK EQUITIES INVESTMENT FIRM S.A	14/12/2015
PIRAEUS SECURITIES S. A.	01/02/2021
AVE (CR)	Main Market
EUROXX SECURITIES S.A.	05/06/2020
BRIQ PROPERTIES (CR)	Main Market
EUROBANK EQUITIES INVESTMENT FIRM S.A	09/09/2019
LEON DEPOLAS SECURITIES S.A.	22/02/2021
BYTE COMPUTER SA (CR)	Main Market
MERIT SECURITIES S.A	04/08/2008
CC HBC AG (CR)	Main Market
BETA SECURITIES S.A.	08/03/2021
NATIONAL SECURITIES S.A.	02/01/1900
PIRAEUS SECURITIES S. A.	04/05/2015
CENERGY HOLDINGS (CB)	Main Market
ALPHA FINANCE INVESTMENT SERVICES SINGLE MEMBER SA	02/01/2016
EUROBANK EQUITIES INVESTMENT FIRM S.A	02/01/2016
CNL CAPITAL (CR)	Main Market
MERIT SECURITIES S.A	01/10/2018
EKTER SA (CR)	Main Market
EUROBANK EQUITIES INVESTMENT FIRM S.A	16/10/2017
LEON DEPOLAS SECURITIES S.A.	21/05/2018
ELASTRON (CR)	Main Market
LEON DEPOLAS SECURITIES S.A.	20/02/2017
ELLAKTOR (CR)	Main Market
ALPHA FINANCE INVESTMENT SERVICES SINGLE MEMBER SA	18/03/2019
EUROBANK EQUITIES INVESTMENT FIRM S.A	01/06/2012
EUROXX SECURITIES S.A.	24/09/2018
NATIONAL SECURITIES S.A.	02/01/1900
PIRAEUS SECURITIES S. A.	22/10/2018
ELTON SA (CR)	Main Market
BETA SECURITIES S.A.	03/09/2012
LEON DEPOLAS SECURITIES S.A.	01/04/2019
ELVALHALCOR (CR)	Main Market
ALPHA FINANCE INVESTMENT SERVICES SINGLE MEMBER SA	07/05/2018
EUROBANK EQUITIES INVESTMENT FIRM S.A	07/05/2018

List of Stocks under Market Making operations

Securities	Market Maker	Start Market Making	Stock Category
ELVE SA (CR)	LEON DEPOLAS SECURITIES S.A.	02/11/2020	Main Market
ENTERSOFT (CR)	EUROBANK EQUITIES INVESTMENT FIRM S.A	22/06/2020	Main Market
EUROBANK HOLDINGS (CR)	ALPHA FINANCE INVESTMENT SERVICES SINGLE MEMBER SA	09/01/2006	Main Market
	EUROBANK EQUITIES INVESTMENT FIRM S.A	01/06/2012	
	HELLENIC AMERICAN SECURITIES S.A.	25/07/2014	
	LEON DEPOLAS SECURITIES S.A.	30/11/2018	
	MERIT SECURITIES S.A	06/11/2017	
	NATIONAL SECURITIES S.A.	02/01/1900	
	PIRAEUS SECURITIES S. A.	28/09/2009	
EUROPEAN RELIANCE INSUR. (CR)	BETA SECURITIES S.A.	27/07/2020	Main Market
	PANTELAKIS SECURITIES S.A.	15/07/2019	
EYDAP S.A. (CR)	ALPHA FINANCE INVESTMENT SERVICES SINGLE MEMBER SA	27/01/2020	Main Market
	EUROBANK EQUITIES INVESTMENT FIRM S.A	10/06/2019	
FOURLIS (CR)	EUROBANK EQUITIES INVESTMENT FIRM S.A	01/12/2016	Main Market
	PIRAEUS SECURITIES S. A.	06/03/2017	
GEK TERNA (CR)	BETA SECURITIES S.A.	08/03/2021	Main Market
	EUROBANK EQUITIES INVESTMENT FIRM S.A	24/05/2021	
	PIRAEUS SECURITIES S. A.	29/08/2019	
GR. SARANTIS S.A. (CR)	BETA SECURITIES S.A.	14/05/2012	Main Market
	EUROBANK EQUITIES INVESTMENT FIRM S.A	24/10/2016	
HELLENIC EXCHANGES-A.S.E. (CR)	HELLENIC AMERICAN SECURITIES S.A.	01/09/2014	Main Market
	NATIONAL SECURITIES S.A.	02/01/1900	
	PIRAEUS SECURITIES S. A.	04/05/2015	
HELLENIC PETROLEUM (CR)	HELLENIC AMERICAN SECURITIES S.A.	14/09/2015	Main Market
	PIRAEUS SECURITIES S. A.	20/03/2017	
IDEAL GROUP SA (CR)	EUROBANK EQUITIES INVESTMENT FIRM S.A	07/06/2021	Main Market
	PIRAEUS SECURITIES S. A.	07/06/2021	
IKTINOS HELLAS SA (CR)	ALPHA FINANCE INVESTMENT SERVICES SINGLE MEMBER SA	01/04/2019	Main Market
	EUROBANK EQUITIES INVESTMENT FIRM S.A	25/02/2019	
	NATIONAL SECURITIES S.A.	02/01/1900	
INTERCONTINENTAL (CR)	LEON DEPOLAS SECURITIES S.A.	03/06/2019	Main Market
INTERWOOD-XYLEMPORIA (CR)	EUROBANK EQUITIES INVESTMENT FIRM S.A	05/07/2021	Main Market
	PANTELAKIS SECURITIES S.A.	01/07/2021	
INTRACOM HOLDINGS (CR)	LEON DEPOLAS SECURITIES S.A.	08/10/2018	Main Market
JUMBO SA (CR)	BETA SECURITIES S.A.	01/02/2021	Main Market
	EUROBANK EQUITIES INVESTMENT FIRM S.A	25/05/2020	
	MERIT SECURITIES S.A	06/11/2017	
	PIRAEUS SECURITIES S. A.	06/03/2017	
KARAMOLEGOS SA (CR)	EUROXX SECURITIES S.A.	04/10/2019	Main Market
KLOUKINAS - LAPPAS SA (CR)	BETA SECURITIES S.A.	22/09/2014	Main Market
KRI-KRI S.A. (CR)	EUROBANK EQUITIES INVESTMENT FIRM S.A	07/05/2018	Main Market
	LEON DEPOLAS SECURITIES S.A.	16/01/2017	
LAMDA DEVELOPMENT SA (CR)	EUROBANK EQUITIES INVESTMENT FIRM S.A	08/12/2014	Main Market
	PANTELAKIS SECURITIES S.A.	06/11/2017	
	PIRAEUS SECURITIES S. A.	29/06/2017	
LAMPSA HOTEL SA (CR)	LEON DEPOLAS SECURITIES S.A.	16/01/2017	Main Market

List of Stocks under Market Making operations

Securities	Stock Category
Market Maker	Start Market Making
MARFIN INVESTMENT GROUP (CR)	Main Market
EUROBANK EQUITIES INVESTMENT FIRM S.A	23/03/2015
PIRAEUS SECURITIES S. A.	02/02/2009
MOTOR OIL (CR)	Main Market
BETA SECURITIES S.A.	08/03/2021
EUROBANK EQUITIES INVESTMENT FIRM S.A	22/10/2006
LEON DEPOLAS SECURITIES S.A.	01/04/2019
MERIT SECURITIES S.A	25/02/2019
NATIONAL SECURITIES S.A.	02/01/1900
PIRAEUS SECURITIES S. A.	04/05/2015
MYTILINEOS (CR)	Main Market
ALPHA FINANCE INVESTMENT SERVICES SINGLE MEMBER SA	15/04/2019
EUROBANK EQUITIES INVESTMENT FIRM S.A	20/09/2017
MERIT SECURITIES S.A	25/02/2019
NATIONAL SECURITIES S.A.	02/01/1900
PIRAEUS SECURITIES S. A.	04/05/2015
NATIONAL BANK (CR)	Main Market
ALPHA FINANCE INVESTMENT SERVICES SINGLE MEMBER SA	09/01/2006
BETA SECURITIES S.A.	01/02/2021
EUROBANK EQUITIES INVESTMENT FIRM S.A	22/10/2006
HELLENIC AMERICAN SECURITIES S.A.	25/07/2014
LEON DEPOLAS SECURITIES S.A.	20/05/2015
MERIT SECURITIES S.A	03/09/2012
NATIONAL SECURITIES S.A.	02/01/1900
PIRAEUS SECURITIES S. A.	08/09/2008
OPAP (CR)	Main Market
ALPHA FINANCE INVESTMENT SERVICES SINGLE MEMBER SA	09/01/2006
EUROBANK EQUITIES INVESTMENT FIRM S.A	22/10/2006
HELLENIC AMERICAN SECURITIES S.A.	25/07/2014
MERIT SECURITIES S.A	20/03/2017
NATIONAL SECURITIES S.A.	02/01/1900
PIRAEUS SECURITIES S. A.	04/05/2015
OTE (CR)	Main Market
ALPHA FINANCE INVESTMENT SERVICES SINGLE MEMBER SA	09/01/2006
EUROBANK EQUITIES INVESTMENT FIRM S.A	22/10/2006
HELLENIC AMERICAN SECURITIES S.A.	25/07/2014
LEON DEPOLAS SECURITIES S.A.	20/04/2015
MERIT SECURITIES S.A	20/03/2017
NATIONAL SECURITIES S.A.	02/01/1900
PIRAEUS SECURITIES S. A.	08/09/2008
P.P.A. S.A. (CR)	Main Market
EUROBANK EQUITIES INVESTMENT FIRM S.A	06/02/2019
PAPOUTSANIS (CR)	Main Market
ALPHA FINANCE INVESTMENT SERVICES SINGLE MEMBER SA	19/11/2018
BETA SECURITIES S.A.	25/11/2013
PETROPOULOS PETROS (CR)	Main Market
EUROBANK EQUITIES INVESTMENT FIRM S.A	01/04/2019
PANTELAKIS SECURITIES S.A.	16/03/2020
PIRAEUS FINANCIAL HOLD (CR)	Main Market
ALPHA FINANCE INVESTMENT SERVICES SINGLE MEMBER SA	15/04/2019
EUROBANK EQUITIES INVESTMENT FIRM S.A	22/10/2006
EUROXX SECURITIES S.A.	15/02/2016
HELLENIC AMERICAN SECURITIES S.A.	25/07/2014
LEON DEPOLAS SECURITIES S.A.	30/11/2018
MERIT SECURITIES S.A	16/09/2013
NATIONAL SECURITIES S.A.	02/01/1900
PIRAEUS SECURITIES S. A.	16/02/2009
PLAISIO COMPUTERS SA (CR)	Main Market
EUROBANK EQUITIES INVESTMENT FIRM S.A	02/03/2015
PPC (CR)	Main Market
ALPHA FINANCE INVESTMENT SERVICES SINGLE MEMBER SA	09/01/2006
BETA SECURITIES S.A.	01/02/2021
EUROBANK EQUITIES INVESTMENT FIRM S.A	22/10/2006
HELLENIC AMERICAN SECURITIES S.A.	01/09/2014
MERIT SECURITIES S.A	06/11/2017
NATIONAL SECURITIES S.A.	02/01/1900
PIRAEUS SECURITIES S. A.	28/09/2009
PREMA (CR)	Main Market
BETA SECURITIES S.A.	01/06/2021

List of Stocks under Market Making operations

Securities	Market Maker	Start Market Making	Stock Category
PROFILE SA (CR)			Main Market
	PANTELAKIS SECURITIES S.A.	01/07/2019	
QUEST HOLDINGS (CR)			Main Market
	BETA SECURITIES S.A.	26/03/2018	
	EUROBANK EQUITIES INVESTMENT FIRM S.A	28/01/2019	
TERNA ENERGY (CR)			Main Market
	BETA SECURITIES S.A.	08/03/2021	
	EUROBANK EQUITIES INVESTMENT FIRM S.A	24/05/2021	
	PIRAEUS SECURITIES S. A.	09/12/2019	
THRACE PLASTICS SA (CR)			Main Market
	ALPHA FINANCE INVESTMENT SERVICES SINGLE MEMBER SA	26/03/2018	
	EUROBANK EQUITIES INVESTMENT FIRM S.A	26/03/2018	
TITAN CEMENT (CB)			Main Market
	BETA SECURITIES S.A.	01/02/2021	
	EUROBANK EQUITIES INVESTMENT FIRM S.A	06/11/2019	
	PIRAEUS SECURITIES S. A.	18/01/2021	
TZIRAKIAN PROFIL (CR)			Main Market
	LEON DEPOLAS SECURITIES S.A.	19/07/2021	
UNIBIOS (CR)			Main Market
	LEON DEPOLAS SECURITIES S.A.	01/02/2021	
VIOHALCO SA/NV (CB)			Main Market
	ALPHA FINANCE INVESTMENT SERVICES SINGLE MEMBER SA	11/03/2008	
	EUROBANK EQUITIES INVESTMENT FIRM S.A	04/03/2014	
	MERIT SECURITIES S.A	17/03/2014	

Underlying Asset				Derivatives Market													
Price max	Price min	Closing price	change	Delivery Month	Open price	Price max	Price min	Last price	Closing price	Last Bid	Last Ask	Fixing price*	Life high	Life low	Trades	Volume	Open Interest
FTSE/Athex Large Cap				(Trade Unit: 1 Index Point x 2€, Cash Settlement)													
2,179.91	2,145.73	2,171.16	1.19%	September 2021	2,147.75	2,172.00	2,144.00	2,166.00	2,166.00	---	---	---	2,172.00	---	169	812	5,069
				October 2021	2,144.75	2,174.00	2,142.50	2,155.75	2,155.75	---	---	---	2,174.00	---	24	166	143
				November 2021	---	---	---	---	2,156.25	---	---	---	---	---	---	---	---
				December 2021	---	---	---	---	2,159.50	---	---	---	---	---	---	---	---
				March 2022	---	---	---	---	2,170.50	---	---	---	---	---	---	---	---
				June 2022	---	---	---	---	2,181.25	---	---	---	---	---	---	---	---
FTSE/Athex Banks				(Trade Unit: 1 Index Point x 15€, Cash Settlement)													
551.00	539.76	548.22	1.57%	September 2021	---	---	---	---	538.75	---	---	---	569.25	---	---	---	7
				December 2021	---	---	---	---	543.25	---	---	---	---	---	---	---	---
				March 2022	---	---	---	---	546.00	---	---	---	---	---	---	---	---
				June 2022	---	---	---	---	548.75	---	---	---	---	---	---	---	---

Derivatives notes

Fixing prices and final open positions can be retrieved from the following path <http://www.helex.gr/el/web/guest/statistics-end-of-day-derivatives>

Underlying Asset				Derivatives Market													
Price max	Price min	Closing price	change	Delivery Month	Open price	Price max	Price min	Last price	Closing price	Last Bid	Last Ask	Fixing price*	Life high	Life low	Trades	Volume	Open Interest
ADMIE (IPTO) HOLDING S.A. (CR)				(Contract Size: 100 Securities, Physical Delivery)													
2.64	2.595	2.615	0.97%	September 2021	2.53	2.54	2.52	2.52	2.52	---	---	---	2.73	---	14	91	10,233
				December 2021	---	---	---	---	2.61	---	---	---	---	---	---	---	---
				March 2022	---	---	---	---	2.62	---	---	---	---	---	---	---	---
				June 2022	---	---	---	---	2.63	---	---	---	---	---	---	---	---
ALPHA SERVICES HOLD (CR)				(Contract Size: 100 Securities, Physical Delivery)													
1.15	1.122	1.1455	2.09%	September 2021	1.14	1.16	1.13	1.15	1.15	---	---	---	1.35	---	143	2,903	47,834
				December 2021	---	---	---	---	1.14	---	---	---	1.16	---	---	---	2
				March 2022	---	---	---	---	1.13	---	---	---	---	---	---	---	---
				June 2022	---	---	---	---	1.14	---	---	---	---	---	---	---	---
ATTICA BANK S.A. (CR)				(Contract Size: 100 Securities, Physical Delivery)													
0.174	0.1488	0.17	11.40%	September 2021	---	---	---	---	0.154	---	---	---	0.225	---	---	---	197
				December 2021	---	---	---	---	0.154	---	---	---	---	---	---	---	---
				March 2022	---	---	---	---	0.154	---	---	---	---	---	---	---	---
				June 2022	---	---	---	---	0.155	---	---	---	---	---	---	---	---
CC HBC AG (CR)				(Contract Size: 100 Securities, Physical Delivery)													
31.24	30.61	30.68	-1.03%	September 2021	30.94	30.94	30.65	30.65	30.65	---	---	---	32.56	---	12	29	261
				December 2021	---	---	---	---	31.20	---	---	---	---	---	---	---	---
				March 2022	---	---	---	---	31.36	---	---	---	---	---	---	---	---
				June 2022	---	---	---	---	31.51	---	---	---	---	---	---	---	---
CENERGY HOLDINGS (CB)				(Contract Size: 100 Securities, Physical Delivery)													
2.49	2.43	2.43	-0.61%	September 2021	2.46	2.49	2.45	2.45	2.45	---	---	---	2.86	---	46	124	10,002
				December 2021	---	---	---	---	2.46	---	---	---	---	---	---	---	---
				March 2022	---	---	---	---	2.47	---	---	---	---	---	---	---	---
				June 2022	---	---	---	---	2.49	---	---	---	---	---	---	---	---
ELLAKTOR (CR)				(Contract Size: 118 Securities, Physical Delivery)													
1.525	1.492	1.505	-0.53%	September 2021	1.53	1.53	1.50	1.50	1.50	---	---	---	1.55	1.19	53	690	9,209
				December 2021	---	---	---	---	1.47	---	---	---	1.51	---	---	---	36
				March 2022	---	---	---	---	1.53	---	---	---	---	---	---	---	---
				June 2022	---	---	---	---	1.54	---	---	---	---	---	---	---	---
EUROBANK HOLDINGS (CR)				(Contract Size: 100 Securities, Physical Delivery)													
0.7968	0.781	0.7914	1.33%	September 2021	0.787	0.799	0.787	0.791	0.791	---	---	---	0.867	---	87	2,220	39,914
				December 2021	---	---	---	---	0.792	---	---	---	0.828	---	---	---	2
				March 2022	---	---	---	---	0.790	---	---	---	---	---	---	---	---
				June 2022	---	---	---	---	0.794	---	---	---	---	---	---	---	---

Derivatives notes

Fixing prices and final open positions can be retrieved from the following path <http://www.helex.gr/el/web/guest/statistics-end-of-day-derivatives>

Underlying Asset				Derivatives Market													
Price max	Price min	Closing price	change	Delivery Month	Open price	Price max	Price min	Last price	Closing price	Last Bid	Last Ask	Fixing price*	Life high	Life low	Trades	Volume	Open Interest
EYDAP S.A. (CR)				(Contract Size: 100 Securities, Physical Delivery)													
8	7.78	7.98	2.97%	September 2021	7.82	7.99	7.82	7.99	7.99	---	---	---	8.88	---	32	32	958
				December 2021	---	---	---	---	7.80	---	---	---	---	---	---	---	---
				March 2022	---	---	---	---	7.84	---	---	---	---	---	---	---	---
				June 2022	---	---	---	---	7.88	---	---	---	---	---	---	---	---
FOURLIS (CR)				(Contract Size: 100 Securities, Physical Delivery)													
4.295	4.24	4.27	0.83%	September 2021	4.25	4.29	4.25	4.26	4.26	---	---	---	4.70	---	19	70	2,799
				December 2021	---	---	---	---	4.26	---	---	---	---	---	---	---	---
				March 2022	---	---	---	---	4.28	---	---	---	---	---	---	---	---
				June 2022	---	---	---	---	4.31	---	---	---	---	---	---	---	---
GEK TERNA (CR)				(Contract Size: 100 Securities, Physical Delivery)													
9.94	9.46	9.92	5.42%	September 2021	9.49	9.96	9.49	9.96	9.96	---	---	---	10.22	---	225	1,090	8,794
				December 2021	9.56	9.90	9.56	9.90	9.90	---	---	---	9.90	---	7	7	---
				March 2022	---	---	---	---	9.52	---	---	---	---	---	---	---	---
				June 2022	---	---	---	---	9.57	---	---	---	---	---	---	---	---
HELLENIC EXCHANGES-A.S.E. (CR)				(Contract Size: 102 Securities, Physical Delivery)													
3.88	3.8	3.82	0.00%	September 2021	3.86	3.88	3.81	3.81	3.81	---	---	---	3.97	---	10	40	1,515
				December 2021	---	---	---	---	3.84	---	---	---	---	---	---	---	---
				March 2022	---	---	---	---	3.86	---	---	---	---	---	---	---	---
				June 2022	---	---	---	---	3.88	---	---	---	---	---	---	---	---
HELLENIC PETROLEUM (CR)				(Contract Size: 100 Securities, Physical Delivery)													
5.82	5.7	5.8	2.47%	September 2021	5.72	5.81	5.70	5.80	5.80	---	---	---	6.59	---	34	67	2,576
				December 2021	---	---	---	---	5.70	---	---	---	---	---	---	---	---
				March 2022	---	---	---	---	5.73	---	---	---	---	---	---	---	---
				June 2022	---	---	---	---	5.75	---	---	---	---	---	---	---	---
INTRACOM HOLDINGS (CR)				(Contract Size: 100 Securities, Physical Delivery)													
2.415	2.28	2.31	-3.35%	September 2021	2.40	2.42	2.30	2.33	2.33	---	---	---	2.52	---	92	356	3,874
				December 2021	2.38	2.44	2.31	2.35	2.35	---	---	---	2.44	---	20	73	18
				March 2022	---	---	---	---	2.42	---	---	---	---	---	---	---	---
				June 2022	---	---	---	---	2.43	---	---	---	---	---	---	---	---
JUMBO SA (CR)				(Contract Size: 100 Securities, Physical Delivery)													
13.49	13.07	13.2	0.99%	September 2021	13.24	13.51	13.15	13.17	13.17	---	---	---	15.77	---	126	307	2,235
				December 2021	13.32	13.32	13.32	13.32	13.32	---	---	---	13.32	---	1	1	---
				March 2022	---	---	---	---	13.22	---	---	---	---	---	---	---	---
				June 2022	---	---	---	---	13.29	---	---	---	---	---	---	---	---

Derivatives notes

Fixing prices and final open positions can be retrieved from the following path <http://www.helex.gr/el/web/guest/statistics-end-of-day-derivatives>

Underlying Asset				Derivatives Market													
Price max	Price min	Closing price	change	Delivery Month	Open price	Price max	Price min	Last price	Closing price	Last Bid	Last Ask	Fixing price*	Life high	Life low	Trades	Volume	Open Interest
LAMDA DEVELOPMENT SA (CR)				(Contract Size: 100 Securities, Physical Delivery)													
8.39	8.125	8.3	1.97%	September 2021	8.15	8.38	8.13	8.35	8.35	---	---	---	8.45	---	90	268	5,631
				December 2021	8.45	8.45	8.45	8.45	8.45	---	---	---	8.45	---	1	2	32
				March 2022	---	---	---	---	8.23	---	---	---	---	---	---	---	---
				June 2022	---	---	---	---	8.27	---	---	---	---	---	---	---	---
MARFIN INVESTMENT GROUP (CR)				(Contract Size: 100 Securities, Physical Delivery)													
0.0375	0.0353	0.0354	-1.94%	September 2021	0.036	0.038	0.036	0.036	0.036	---	---	---	0.038	---	82	2,752	23,030
				December 2021	---	---	---	---	0.036	---	---	---	---	---	---	---	---
				March 2022	---	---	---	---	0.037	---	---	---	---	---	---	---	---
				June 2022	---	---	---	---	0.037	---	---	---	---	---	---	---	---
MOTOR OIL (CR)				(Contract Size: 100 Securities, Physical Delivery)													
13.7	13.34	13.65	0.96%	September 2021	13.59	13.73	13.46	13.59	13.59	---	---	---	15.10	---	59	161	2,872
				December 2021	13.60	13.60	13.50	13.50	13.50	---	---	---	13.60	---	2	20	20
				March 2022	---	---	---	---	13.68	---	---	---	---	---	---	---	---
				June 2022	---	---	---	---	13.74	---	---	---	---	---	---	---	---
MYTILINEOS (CR)				(Contract Size: 100 Securities, Physical Delivery)													
16.09	15.8	16	0.95%	September 2021	15.93	16.08	15.83	16.00	16.00	---	---	---	16.08	---	117	504	5,489
				December 2021	16.62	16.62	16.03	16.03	16.03	---	---	---	16.62	---	4	8	75
				March 2022	---	---	---	---	16.03	---	---	---	---	---	---	---	---
				June 2022	---	---	---	---	16.11	---	---	---	---	---	---	---	---
NATIONAL BANK (CR)				(Contract Size: 100 Securities, Physical Delivery)													
2.404	2.373	2.38	0.85%	September 2021	2.38	2.40	2.38	2.38	2.38	---	---	---	2.75	---	127	1,678	35,476
				December 2021	2.40	2.40	2.40	2.40	2.40	---	---	---	2.49	---	25	715	107
				March 2022	---	---	---	---	2.39	---	---	---	---	---	---	---	---
				June 2022	---	---	---	---	2.40	---	---	---	---	---	---	---	---
OPAP (CR)				(Contract Size: 100 Securities, Physical Delivery)													
12.48	12.29	12.48	1.14%	September 2021	12.41	12.48	12.36	12.42	12.42	---	---	---	13.34	---	46	182	1,893
				December 2021	---	---	---	---	12.42	---	---	---	---	---	---	---	---
				March 2022	---	---	---	---	12.48	---	---	---	---	---	---	---	---
				June 2022	---	---	---	---	12.54	---	---	---	---	---	---	---	---
OTE (CR)				(Contract Size: 100 Securities, Physical Delivery)													
16.485	16.18	16.39	0.25%	September 2021	16.40	16.45	16.22	16.38	16.38	---	---	---	16.45	---	40	217	2,792
				December 2021	---	---	---	---	16.46	---	---	---	---	---	---	---	---
				March 2022	---	---	---	---	16.54	---	---	---	---	---	---	---	---
				June 2022	---	---	---	---	16.62	---	---	---	---	---	---	---	---

Derivatives notes

Fixing prices and final open positions can be retrieved from the following path <http://www.helex.gr/el/web/guest/statistics-end-of-day-derivatives>

Underlying Asset				Derivatives Market													
Price max	Price min	Closing price	change	Delivery Month	Open price	Price max	Price min	Last price	Closing price	Last Bid	Last Ask	Fixing price*	Life high	Life low	Trades	Volume	Open Interest
P.P.A. S.A. (CR)				(Contract Size: 100 Securities, Physical Delivery)													
20	19.68	19.98	1.52%	September 2021	---	---	---	---	19.61	---	---	---	21.43	---	---	---	377
				December 2021	---	---	---	---	19.81	---	---	---	---	---	---	---	---
				March 2022	---	---	---	---	19.91	---	---	---	---	---	---	---	---
				June 2022	---	---	---	---	20.01	---	---	---	---	---	---	---	---
PIRAEUS FINANCIAL HOLD (CR)				(Contract Size: 6 Securities, Physical Delivery)													
1.417	1.389	1.41	1.59%	September 2021	1.40	1.42	1.40	1.42	1.42	---	---	---	1.77	---	94	4,656	325,230
				December 2021	---	---	---	---	1.42	---	---	---	1.79	---	---	---	26
				March 2022	---	---	---	---	1.40	---	---	---	---	---	---	---	---
				June 2022	---	---	---	---	1.41	---	---	---	---	---	---	---	---
PPC (CR)				(Contract Size: 100 Securities, Physical Delivery)													
10.07	9.78	9.99	2.78%	September 2021	9.78	10.06	9.78	9.99	9.99	---	---	---	10.06	---	257	1,604	14,598
				December 2021	10.00	10.04	9.99	10.04	10.04	---	---	---	10.04	---	5	9	18
				March 2022	---	---	---	---	9.83	---	---	---	---	---	---	---	---
				June 2022	---	---	---	---	9.88	---	---	---	---	---	---	---	---
TERNA ENERGY (CR)				(Contract Size: 100 Securities, Physical Delivery)													
12.04	11.56	11.84	1.37%	September 2021	11.93	12.06	11.90	11.90	11.90	---	---	---	12.85	---	18	80	2,409
				December 2021	---	---	---	---	11.82	---	---	---	11.81	---	---	---	2
				March 2022	---	---	---	---	11.81	---	---	---	---	---	---	---	---
				June 2022	---	---	---	---	11.87	---	---	---	---	---	---	---	---
TITAN CEMENT (CB)				(Contract Size: 100 Securities, Physical Delivery)													
16.22	16.04	16.22	1.37%	September 2021	16.11	16.17	16.11	16.12	16.12	---	---	---	17.38	---	11	38	843
				December 2021	---	---	---	---	16.35	---	---	---	16.40	---	---	---	20
				March 2022	---	---	---	---	16.18	---	---	---	---	---	---	---	---
				June 2022	---	---	---	---	16.26	---	---	---	---	---	---	---	---
VIOHALCO SA/NV (CB)				(Contract Size: 100 Securities, Physical Delivery)													
4.76	4.45	4.67	4.94%	September 2021	4.47	4.75	4.47	4.69	4.69	---	---	---	4.89	---	72	304	8,084
				December 2021	---	---	---	---	4.48	---	---	---	---	---	---	---	---
				March 2022	---	---	---	---	4.50	---	---	---	---	---	---	---	---
				June 2022	---	---	---	---	4.52	---	---	---	---	---	---	---	---

Derivatives notes

Fixing prices and final open positions can be retrieved from the following path <http://www.helex.gr/el/web/guest/statistics-end-of-day-derivatives>

FTSE/Athex Large Cap

(Trade Unit: 1 Index Point x 2€ - Exercise Style: European, Cash Settlement)

Call Options																Put Options																				
September 2021								October 2021								Other Months		September 2021								October 2021								Other Months		Exerise Price
Open price	Price max	Price min	Last price	Closing price	Volume	Open Interest	Open price	Price max	Price min	Last price	Closing price	Volume	Open Interest	Volume	Open Interest	Open price	Price max	Price min	Last price	Closing price	Volume	Open Interest	Open price	Price max	Price min	Last price	Closing price	Volume	Open Interest	Volume	Open Interest					
1,200	0.00	0.00	0.00	-	936.00	-	-	-	-	-	-	-	-	-	-	0.00	0.00	0.00	-	0.02	-	-	-	-	-	-	-	-	-	-	1,200					
1,225	0.00	0.00	0.00	-	911.00	-	-	-	-	-	-	-	-	-	-	0.00	0.00	0.00	-	0.01	-	-	-	-	-	-	-	-	-	-	1,225					
1,250	0.00	0.00	0.00	-	887.00	-	-	-	-	-	-	-	-	-	-	0.00	0.00	0.00	-	0.01	-	-	-	-	-	-	-	-	-	-	1,250					
1,275	0.00	0.00	0.00	-	862.00	-	-	-	-	-	-	-	-	-	-	0.00	0.00	0.00	-	0.01	-	-	-	-	-	-	-	-	-	-	1,275					
1,300	0.00	0.00	0.00	-	837.00	-	-	-	-	-	-	-	-	-	-	0.00	0.00	0.00	-	0.01	-	-	-	-	-	-	-	-	-	-	1,300					
1,325	0.00	0.00	0.00	-	812.00	-	-	-	-	-	-	-	-	-	-	0.00	0.00	0.00	-	0.01	-	-	-	-	-	-	-	-	-	-	1,325					
1,350	0.00	0.00	0.00	-	787.00	-	-	-	-	-	-	-	-	-	-	0.00	0.00	0.00	-	0.01	-	-	-	-	-	-	-	-	-	-	1,350					
1,375	0.00	0.00	0.00	-	762.00	-	-	-	-	-	-	-	-	-	-	0.00	0.00	0.00	-	0.01	-	-	-	-	-	-	-	-	-	-	1,375					
1,400	0.00	0.00	0.00	-	737.00	-	-	-	-	-	-	-	-	-	-	0.00	0.00	0.00	-	0.01	-	-	-	-	-	-	-	-	-	-	1,400					
1,425	0.00	0.00	0.00	-	712.00	-	-	-	-	-	-	-	-	-	-	0.00	0.00	0.00	-	0.01	-	-	-	-	-	-	-	-	-	-	1,425					
1,450	0.00	0.00	0.00	-	687.00	-	-	-	-	-	-	-	-	-	-	0.00	0.00	0.00	-	0.01	-	-	-	-	-	-	-	-	-	-	1,450					
1,475	0.00	0.00	0.00	-	662.00	-	-	-	-	-	-	-	-	-	-	0.00	0.00	0.00	-	0.01	-	-	-	-	-	-	-	-	-	-	1,475					
1,500	0.00	0.00	0.00	-	637.00	-	-	-	-	-	-	-	-	-	-	0.00	0.00	0.00	-	0.01	-	-	-	-	-	-	-	-	-	-	1,500					
1,525	0.00	0.00	0.00	-	612.00	-	-	-	-	-	-	-	-	-	-	0.00	0.00	0.00	-	0.01	-	-	-	-	-	-	-	-	-	-	1,525					
1,550	0.00	0.00	0.00	-	587.00	-	-	-	-	-	-	-	-	-	-	0.00	0.00	0.00	-	0.01	-	-	-	-	-	-	-	-	-	-	1,550					
1,575	0.00	0.00	0.00	-	562.00	-	-	-	-	-	-	-	-	-	-	0.00	0.00	0.00	-	0.01	-	-	-	-	-	-	-	-	-	-	1,575					
1,600	0.00	0.00	0.00	-	537.00	-	-	-	-	-	-	-	-	-	-	0.00	0.00	0.00	-	0.01	-	-	-	-	-	-	-	-	-	-	1,600					
1,625	0.00	0.00	0.00	-	512.00	-	-	-	-	-	-	-	-	-	-	0.00	0.00	0.00	-	0.01	-	-	-	-	-	-	-	-	-	-	1,625					
1,650	0.00	0.00	0.00	-	487.00	-	-	-	-	-	-	-	-	-	-	0.00	0.00	0.00	-	0.01	-	-	-	-	-	-	-	-	-	-	1,650					
1,675	0.00	0.00	0.00	-	462.00	-	-	-	-	-	-	-	-	-	-	0.00	0.00	0.00	-	0.01	-	-	-	-	-	-	-	-	-	-	1,675					
1,700	0.00	0.00	0.00	-	437.00	-	-	-	-	-	-	-	-	-	-	0.00	0.00	0.00	-	0.01	-	-	-	-	-	-	-	-	-	-	1,700					
1,725	0.00	0.00	0.00	-	412.00	-	-	-	-	-	-	-	-	-	-	0.00	0.00	0.00	-	0.01	-	-	-	-	-	-	-	-	-	-	1,725					
1,750	0.00	0.00	0.00	-	387.00	-	-	-	-	-	-	-	-	-	-	0.00	0.00	0.00	-	0.01	-	-	-	-	-	-	-	-	-	-	1,750					
1,775	0.00	0.00	0.00	-	362.00	-	-	-	-	-	-	-	-	-	-	0.00	0.00	0.00	-	0.02	-	-	-	-	-	-	-	-	-	-	1,775					
1,800	0.00	0.00	0.00	-	337.00	-	-	-	-	-	-	-	-	-	-	0.00	0.00	0.00	-	0.01	-	-	-	-	-	-	-	-	-	-	1,800					
1,825	0.00	0.00	0.00	-	312.00	-	-	-	-	-	-	-	-	-	-	0.00	0.00	0.00	-	0.02	-	-	-	-	-	-	-	-	-	-	1,825					
1,850	0.00	0.00	0.00	-	287.00	-	-	-	-	-	-	-	-	-	-	0.00	0.00	0.00	-	0.05	-	-	-	-	-	-	-	-	-	-	1,850					
1,875	0.00	0.00	0.00	-	263.00	-	-	0.00	0.00	0.00	-	260.00	-	-	-	0.00	0.00	0.00	-	0.12	-	-	0.00	0.00	0.00	-	1.70	-	-	-	1,875					
1,900	0.00	0.00	0.00	-	238.00	-	-	0.00	0.00	0.00	-	236.00	-	-	-	0.00	0.00	0.00	-	0.28	-	-	0.00	0.00	0.00	-	2.80	-	-	-	1,900					
1,925	0.00	0.00	0.00	-	213.00	-	-	0.00	0.00	0.00	-	213.00	-	-	-	0.00	0.00	0.00	-	0.61	-	-	0.00	0.00	0.00	-	4.40	-	-	-	1,925					
1,950	0.00	0.00	0.00	-	189.00	-	40	0.00	0.00	0.00	-	190.00	-	-	-	0.00	0.00	0.00	-	1.20	-	40	0.00	0.00	0.00	-	6.60	-	-	-	1,950					
1,975	0.00	0.00	0.00	-	165.00	-	60	0.00	0.00	0.00	-	168.00	-	-	-	0.00	0.00	0.00	-	2.30	-	81	13.00	13.00	13.00	13.00	13.00	5	5	-	1,975					
2,000	0.00	0.00	0.00	-	142.00	-	40	0.00	0.00	0.00	-	148.00	-	-	-	0.00	0.00	0.00	-	4.20	-	100	0.00	0.00	0.00	-	13.75	-	-	-	2,000					
2,050	116.00	116.00	116.00	116.00	116.00	20	20	117.00	134.00	117.00	134.00	134.00	40	-	-	8.00	116.00	8.00	8.00	8.00	20	140	24.25	24.25	21.00	22.50	22.50	60	-	-	2,050					
2,100	0.00	0.00	0.00	-	63.00	-	20	0.00	0.00	0.00	-	77.50	-	40	-	19.75	0.00	16.00	16.00	16.00	65	83	36.50	36.50	36.50	36.50	36.50	20	20	-	2,100					
2,150	0.00	0.00	0.00	-	36.25	-	112	57.00	57.00	57.00	57.00	57.00	20	20	-	0.00	0.00	0.00	-	48.50	-	50	0.00	0.00	0.00	-	67.50	-	-	-	2,150					

FTSE/Athex Large Cap

(Trade Unit: 1 Index Point x 2€ - Exercise Style: European, Cash Settlement)

Exercise Price	Call Options														Put Options																			
	September 2021							October 2021							Other Months		September 2021							October 2021				Other Months		Exercise Price				
	Open price	Price max	Price min	Last price	Closing price	Volume	Open Interest	Open price	Price max	Price min	Last price	Closing price	Volume	Open Interest	Volume	Open Interest	Open price	Price max	Price min	Last price	Closing price	Volume	Open Interest	Open price	Price max	Price min	Last price	Closing price	Volume		Open Interest	Volume	Open Interest	
2,200	23.25	23.25	20.75	20.75	20.75	21	325	41.50	41.50	41.50	41.50	41.50	2	20			75.00	23.25	75.00	75.00	75.00	75.00	10	-	81.50	81.50	81.50	81.50	81.50		20	20		
2,250	0.00	0.00	0.00	-	8.40	-	-	0.00	0.00	0.00	-	19.75	-	-			0.00	0.00	0.00	-	120.00	-	-	0.00	0.00	0.00	-	135.00	-	-			2,250	
2,300	0.00	0.00	0.00	-	3.30	-	-	0.00	0.00	0.00	-	11.25	-	-			0.00	0.00	0.00	-	165.00	-	-	0.00	0.00	0.00	-	176.00	-	-			2,300	
2,350	0.00	0.00	0.00	-	1.20	-	-	0.00	0.00	0.00	-	6.00	-	-			0.00	0.00	0.00	-	213.00	-	-	0.00	0.00	0.00	-	221.00	-	-			2,350	
2,400	0.00	0.00	0.00	-	0.36	-	-	0.00	0.00	0.00	-	3.00	-	-			0.00	0.00	0.00	-	262.00	-	-	0.00	0.00	0.00	-	268.00	-	-			2,400	
2,450	0.00	0.00	0.00	-	0.10	-	-	-	-	-	-	-	-	-			0.00	0.00	0.00	-	312.00	-	-	-	-	-	-	-	-	-			2,450	
2,500	0.00	0.00	0.00	-	0.02	-	-	-	-	-	-	-	-	-			0.00	0.00	0.00	-	362.00	-	-	-	-	-	-	-	-	-			2,500	
Totals:						41	617					62	80	0	0							95	494					105	45	0	0			
Number of Trades:						3						4		0								6					6		0					

ALPHA SERVICES HOLD (CR)

(Contract Size: 100 Securities, Exercise Style: American, Physical Delivery)

Call Options														Put Options																		
September 2021							October 2021							Other Months		September 2021							October 2021							Other Months		Exercise Price
Open price	Price max	Price min	Last price	Closing price	Volume	Open Interest	Open price	Price max	Price min	Last price	Closing price	Volume	Open Interest	Volume	Open Interest	Open price	Price max	Price min	Last price	Closing price	Volume	Open Interest	Open price	Price max	Price min	Last price	Closing price	Volume	Open Interest	Volume	Open Interest	
0.150	0.000	0.000	0.000	0.970	-	-										0.000	0.000	0.000	0.001	-	-											0.002
0.200	0.000	0.000	0.000	0.920	-	-										0.000	0.000	0.000	0.001	-	-											0.002
0.250	0.000	0.000	0.000	0.870	-	-										0.000	0.000	0.000	0.003	-	-											0.003
0.300	0.000	0.000	0.000	0.820	-	-										0.000	0.000	0.000	0.001	-	-											0.003
0.350	0.000	0.000	0.000	0.770	-	-										0.000	0.000	0.000	0.001	-	-											0.004
0.400	0.000	0.000	0.000	0.721	-	-										0.000	0.000	0.000	0.001	-	-											0.004
0.450	0.000	0.000	0.000	0.671	-	-										0.000	0.000	0.000	0.001	-	-											0.005
0.500	0.000	0.000	0.000	0.621	-	-										0.000	0.000	0.000	0.001	-	-											0.005
0.550	0.000	0.000	0.000	0.571	-	-										0.000	0.000	0.000	0.001	-	-											0.006
0.600	0.000	0.000	0.000	0.521	-	-										0.000	0.000	0.000	0.001	-	-											0.006
0.650	0.000	0.000	0.000	0.471	-	-										0.000	0.000	0.000	0.001	-	-											0.007
0.700	0.000	0.000	0.000	0.421	-	-										0.000	0.000	0.000	0.001	-	-											0.007
0.750	0.000	0.000	0.000	0.371	-	-	0.000	0.000	0.000		0.374	-	-			0.000	0.000	0.000	0.001	-	-	0.000	0.000	0.000		0.002	-	-			0.008	
0.800	0.000	0.000	0.000	0.322	-	-	0.000	0.000	0.000		0.327	-	-			0.000	0.000	0.000	0.001	-	-	0.000	0.000	0.000		0.005	-	-			0.008	
0.850	0.000	0.000	0.000	0.274	-	-	0.000	0.000	0.000		0.282	-	-			0.000	0.000	0.000	0.003	-	-	0.000	0.000	0.000		0.009	-	-			0.009	
0.900	0.000	0.000	0.000	0.227	-	-	0.000	0.000	0.000		0.239	-	-			0.000	0.000	0.000	0.006	-	-	0.000	0.000	0.000		0.017	-	-			0.009	
0.950	0.000	0.000	0.000	0.184	-	-	0.000	0.000	0.000		0.200	-	-			0.000	0.000	0.000	0.013	-	-	0.000	0.000	0.000		0.027	-	-			0.010	
1.000	0.000	0.000	0.000	0.145	-	-	0.000	0.000	0.000		0.164	-	-			0.000	0.000	0.000	0.024	-	-	0.000	0.000	0.000		0.041	-	-			0.010	
1.100	0.000	0.000	0.000	0.082	-	-	0.000	0.000	0.000		0.107	-	-			0.000	0.000	0.000	0.061	-	-	0.000	0.000	0.000		0.083	-	-			0.011	
1.200	0.000	0.000	0.000	0.042	-	-	0.000	0.000	0.000		0.065	-	-			0.000	0.000	0.000	0.120	-	-	0.000	0.000	0.000		0.142	-	-			0.012	
1.300	0.000	0.000	0.000	0.019	-	-	0.000	0.000	0.000		0.038	-	-			0.000	0.000	0.000	0.197	-	-	0.000	0.000	0.000		0.215	-	-			0.013	
1.400	0.000	0.000	0.000	0.007	-	-	0.000	0.000	0.000		0.021	-	-			0.000	0.000	0.000	0.286	-	-	0.000	0.000	0.000		0.298	-	-			0.014	
1.500	0.000	0.000	0.000	0.003	-	-	0.000	0.000	0.000		0.011	-	-			0.000	0.000	0.000	0.382	-	-	0.000	0.000	0.000		0.388	-	-			0.015	
1.600	0.000	0.000	0.000	0.001	-	-	0.000	0.000	0.000		0.006	-	-			0.000	0.000	0.000	0.480	-	-	0.000	0.000	0.000		0.483	-	-			0.016	
1.700	0.000	0.000	0.000	0.001	-	-										0.000	0.000	0.000	0.580	-	-										0.017	
1.800	0.000	0.000	0.000	0.001	-	-										0.000	0.000	0.000	0.680	-	-										0.018	
Totals:					0	0						0	0	0	0	0							0	0	0	0	0	0	0	0	0	0
Number of Trades:					0							0	0			0.00							0							0		0

OPAP (CR)

(Contract Size: 100 Securities, Exercise Style: American, Physical Delivery)

Exercise Price	Call Options														Volume	Open Interest	Put Options														Volume	Open Interest	Exercise Price				
	September 2021							October 2021									Other Months		September 2021							October 2021								Other Months			
	Open price	Price max	Price min	Last price	Closing price	Volume	Open Interest	Open price	Price max	Price min	Last price	Closing price	Volume	Open Interest			Volume	Open Interest	Open price	Price max	Price min	Last price	Closing price	Volume	Open Interest	Open price	Price max	Price min	Last price	Closing price				Volume	Open Interest	Volume	Open Interest
4.800	0.000	0.000	0.000	7.55	-	-											0.000	0.000	0.000	0.001	-	-											0.048				
5.200	0.000	0.000	0.000	7.15	-	-											0.000	0.000	0.000	0.001	-	-											0.052				
5.600	0.000	0.000	0.000	6.75	-	-											0.000	0.000	0.000	0.001	-	-											0.056				
6.000	0.000	0.000	0.000	6.35	-	-											0.000	0.000	0.000	0.001	-	-											0.060				
6.400	0.000	0.000	0.000	5.95	-	-											0.000	0.000	0.000	0.001	-	-											0.064				
6.800	0.000	0.000	0.000	5.55	-	-											0.000	0.000	0.000	0.001	-	-											0.068				
7.200	0.000	0.000	0.000	5.15	-	-											0.000	0.000	0.000	0.001	-	-											0.072				
7.600	0.000	0.000	0.000	4.75	-	-											0.000	0.000	0.000	0.002	-	-											0.076				
8.000	0.000	0.000	0.000	4.35	-	-											0.000	0.000	0.000	0.001	-	-											0.080				
8.400	0.000	0.000	0.000	3.95	-	-	0.000	0.000	0.000		3.96	-	-				0.000	0.000	0.000	0.001	-	-	0.000	0.000	0.000	0.001	-	-					0.084				
8.800	0.000	0.000	0.000	3.55	-	-	0.000	0.000	0.000		3.57	-	-				0.000	0.000	0.000	0.001	-	-	0.000	0.000	0.000	0.001	-	-					0.088				
9.200	0.000	0.000	0.000	3.15	-	-	0.000	0.000	0.000		3.17	-	-				0.000	0.000	0.000	0.001	-	-	0.000	0.000	0.000	0.001	-	-					0.092				
9.600	0.000	0.000	0.000	2.75	-	-	0.000	0.000	0.000		2.77	-	-				0.000	0.000	0.000	0.001	-	-	0.000	0.000	0.000	0.003	-	-					0.096				
10.000	0.000	0.000	0.000	2.35	-	-	0.000	0.000	0.000		2.38	-	-				0.000	0.000	0.000	0.002	-	-	0.000	0.000	0.000	0.008	-	-					0.100				
11.000	0.000	0.000	0.000	1.37	-	-	0.000	0.000	0.000		1.45	-	-				0.000	0.000	0.000	0.019	-	-	0.000	0.000	0.000	0.076	-	-					0.110				
12.000	0.000	0.000	0.000	0.559	-	-	0.000	0.000	0.000		0.710	-	-				0.000	0.000	0.000	0.203	-	-	0.000	0.000	0.000	0.337	-	-					0.120				
13.000	0.000	0.000	0.000	0.132	-	-	0.000	0.000	0.000		0.270	-	-				0.000	0.000	0.000	0.777	-	-	0.000	0.000	0.000	0.897	-	-					0.130				
14.000	0.000	0.000	0.000	0.016	-	-	0.000	0.000	0.000		0.078	-	-				0.000	0.000	0.000	1.67	-	-	0.000	0.000	0.000	1.71	-	-					0.140				
15.000	0.000	0.000	0.000	0.001	-	-	0.000	0.000	0.000		0.017	-	-				0.000	0.000	0.000	2.66	-	-	0.000	0.000	0.000	2.66	-	-					0.150				
16.000	0.000	0.000	0.000	0.001	-	-	0.000	0.000	0.000		0.003	-	-				0.000	0.000	0.000	3.66	-	-	0.000	0.000	0.000	3.66	-	-					0.160				
17.000	0.000	0.000	0.000	0.001	-	-	0.000	0.000	0.000		0.001	-	-				0.000	0.000	0.000	4.66	-	-	0.000	0.000	0.000	4.66	-	-					0.170				
18.000	0.000	0.000	0.000	0.001	-	-											0.000	0.000	0.000	5.66	-	-											0.180				
19.000	0.000	0.000	0.000	0.001	-	-											0.000	0.000	0.000	6.66	-	-											0.190				
Totals:						0	0						0	0	0	0						0	0						0	30	0	0					
Number of Trades:						0							0		0							0.00							0		0						

OTE (CR)

(Contract Size: 100 Securities, Exercise Style: American, Physical Delivery)

Call Options														Put Options																			
September 2021							October 2021							Other Months		September 2021							October 2021							Other Months			
Exercise Price	Open price	Price max	Price min	Last price	Closing price	Volume	Open Interest	Open price	Price max	Price min	Last price	Closing price	Volume	Open Interest	Volume	Open Interest	Open price	Price max	Price min	Last price	Closing price	Volume	Open Interest	Open price	Price max	Price min	Last price	Closing price	Volume	Open Interest	Volume	Open Interest	Exercise Price
8.400	0.000	0.000	0.000		7.96	-	-						-	-			0.000	0.000	0.000		0.001	-	-						-	-			0.084
8.800	0.000	0.000	0.000		7.56	-	-						-	-			0.000	0.000	0.000		0.001	-	-						-	-			0.088
9.200	0.000	0.000	0.000		7.16	-	-						-	-			0.000	0.000	0.000		0.001	-	-						-	-			0.092
9.600	0.000	0.000	0.000		6.76	-	-	0.000	0.000	0.000		6.78	-	-			0.000	0.000	0.000		0.001	-	-	0.000	0.000	0.000		0.001	-	-			0.096
10.000	0.000	0.000	0.000		6.36	-	-	0.000	0.000	0.000		6.38	-	-			0.000	0.000	0.000		0.001	-	-	0.000	0.000	0.000		0.001	-	-			0.100
11.000	0.000	0.000	0.000		5.37	-	-	0.000	0.000	0.000		5.38	-	-			0.000	0.000	0.000		0.001	-	-	0.000	0.000	0.000		0.001	-	-			0.110
12.000	0.000	0.000	0.000		4.37	-	-	0.000	0.000	0.000		4.39	-	-			0.000	0.000	0.000		0.001	-	-	0.000	0.000	0.000		0.001	-	-			0.120
13.000	0.000	0.000	0.000		3.37	-	-	0.000	0.000	0.000		3.39	-	-			0.000	0.000	0.000		0.001	-	-	0.000	0.000	0.000		0.006	-	-			0.130
14.000	0.000	0.000	0.000		2.37	-	-	0.000	0.000	0.000		2.43	-	-			0.000	0.000	0.000		0.004	-	-	0.000	0.000	0.000		0.042	-	-			0.140
15.000	0.000	0.000	0.000		1.42	-	-	0.000	0.000	0.000		1.57	-	-			0.000	0.000	0.000		0.052	-	-	0.000	0.000	0.000		0.172	-	-			0.150
16.000	0.000	0.000	0.000		0.652	-	10	0.000	0.000	0.000		0.884	-	-			0.000	0.000	0.000		0.281	-	-	0.000	0.000	0.000		0.489	-	-			0.160
17.000	0.000	0.000	0.000		0.207	-	-	0.000	0.000	0.000		0.429	-	-			0.000	0.000	0.000		0.837	-	-	0.000	0.000	0.000		1.03	-	-			0.170
18.000	0.000	0.000	0.000		0.044	-	-	0.000	0.000	0.000		0.177	-	-			0.000	0.000	0.000		1.68	-	-	0.000	0.000	0.000		1.79	-	-			0.180
19.000	0.000	0.000	0.000		0.006	-	-	0.000	0.000	0.000		0.062	-	-			0.000	0.000	0.000		2.65	-	-	0.000	0.000	0.000		2.68	-	-			0.190
20.000	0.000	0.000	0.000		0.001	-	-	0.000	0.000	0.000		0.018	-	-			0.000	0.000	0.000		3.65	-	-	0.000	0.000	0.000		3.65	-	-			0.200
22.000	0.000	0.000	0.000		0.002	-	-	0.000	0.000	0.000		0.001	-	-			0.000	0.000	0.000		5.65	-	-	0.000	0.000	0.000		5.65	-	-			0.220
Totals:						0	10						0	0	0	0								0	0								
Number of Trades:						0							0		0									0.00									

PIRAEUS FINANCIAL HOLD (CR)

(Contract Size: 100 Securities, Exercise Style: American, Physical Delivery)

Call Options																Put Options																
September 2021								October 2021								Other Months		September 2021					October 2021					Other Months		Exercise Price		
Open price	Price max	Price min	Last price	Closing price	Volume	Open Interest	Open price	Price max	Price min	Last price	Closing price	Volume	Open Interest	Volume	Open Interest	Open price	Price max	Price min	Last price	Closing price	Volume	Open Interest	Open price	Price max	Price min	Last price	Closing price	Volume	Open Interest		Volume	Open Interest
0.150	0.000	0.000	0.000	1.24	-	-										0.000	0.000	0.000	0.021	-	-											0.002
0.200	0.000	0.000	0.000	1.19	-	-										0.000	0.000	0.000	0.037	-	-											0.002
0.250	0.000	0.000	0.000	1.14	-	-										0.000	0.000	0.000	0.054	-	-											0.003
0.300	0.000	0.000	0.000	1.09	-	-										0.000	0.000	0.000	0.075	-	-											0.003
0.350	0.000	0.000	0.000	1.04	-	-										0.000	0.000	0.000	0.097	-	-											0.004
0.400	0.000	0.000	0.000	0.991	-	-										0.000	0.000	0.000	0.001	-	-											0.004
0.450	0.000	0.000	0.000	0.941	-	-										0.000	0.000	0.000	0.002	-	-											0.005
0.500	0.000	0.000	0.000	0.891	-	-										0.000	0.000	0.000	0.001	-	-											0.005
0.550	0.000	0.000	0.000	0.841	-	-										0.000	0.000	0.000	0.001	-	-											0.006
0.600	0.000	0.000	0.000	0.791	-	-										0.000	0.000	0.000	0.001	-	-											0.006
0.650	0.000	0.000	0.000	0.741	-	-										0.000	0.000	0.000	0.002	-	-											0.007
0.700	0.000	0.000	0.000	0.691	-	-										0.000	0.000	0.000	0.003	-	-											0.007
0.750	0.000	0.000	0.000	0.641	-	-										0.000	0.000	0.000	0.001	-	-											0.008
0.800	0.000	0.000	0.000	0.591	-	-										0.000	0.000	0.000	0.001	-	-											0.008
0.850	0.000	0.000	0.000	0.541	-	-										0.000	0.000	0.000	0.001	-	-											0.009
0.900	0.000	0.000	0.000	0.491	-	-	0.000	0.000	0.000		0.496	-	-			0.000	0.000	0.000	0.001	-	-	0.000	0.000	0.000		0.004	-	-			0.009	
0.950	0.000	0.000	0.000	0.442	-	-	0.000	0.000	0.000		0.449	-	-			0.000	0.000	0.000	0.001	-	-	0.000	0.000	0.000		0.006	-	-			0.010	
1.000	0.000	0.000	0.000	0.393	-	-	0.000	0.000	0.000		0.404	-	-			0.000	0.000	0.000	0.001	-	-	0.000	0.000	0.000		0.011	-	-			0.010	
1.100	0.000	0.000	0.000	0.298	-	-	0.000	0.000	0.000		0.319	-	-			0.000	0.000	0.000	0.006	-	-	0.000	0.000	0.000		0.025	-	-			0.011	
1.200	0.000	0.000	0.000	0.212	-	-	0.000	0.000	0.000		0.243	-	-			0.000	0.000	0.000	0.020	-	-	0.000	0.000	0.000		0.050	-	-			0.012	
1.300	0.000	0.000	0.000	0.140	-	-	0.000	0.000	0.000		0.180	-	-			0.000	0.000	0.000	0.048	-	-	0.000	0.000	0.000		0.086	-	-			0.013	
1.400	0.000	0.000	0.000	0.085	-	-	0.000	0.000	0.000		0.130	-	-			0.000	0.000	0.000	0.094	-	-	0.000	0.000	0.000		0.136	-	-			0.014	
1.500	0.000	0.000	0.000	0.049	-	-	0.000	0.000	0.000		0.091	-	-			0.000	0.000	0.000	0.157	-	-	0.000	0.000	0.000		0.197	-	-			0.015	
1.600	0.000	0.000	0.000	0.025	-	-	0.000	0.000	0.000		0.062	-	-			0.000	0.000	0.000	0.234	-	-	0.000	0.000	0.000		0.268	-	-			0.016	
1.700	0.000	0.000	0.000	0.013	-	-	0.000	0.000	0.000		0.042	-	-			0.000	0.000	0.000	0.321	-	-	0.000	0.000	0.000		0.348	-	-			0.017	
1.800	0.000	0.000	0.000	0.006	-	-	0.000	0.000	0.000		0.028	-	-			0.000	0.000	0.000	0.414	-	-	0.000	0.000	0.000		0.434	-	-			0.018	
1.900	0.000	0.000	0.000	0.003	-	-	0.000	0.000	0.000		0.018	-	-			0.000	0.000	0.000	0.511	-	-	0.000	0.000	0.000		0.524	-	-			0.019	
2.000	0.000	0.000	0.000	0.001	-	-	0.000	0.000	0.000		0.012	-	-			0.000	0.000	0.000	0.610	-	-	0.000	0.000	0.000		0.618	-	-			0.020	
2.200	0.000	0.000	0.000	0.001	-	-										0.000	0.000	0.000	0.810	-	-										0.022	
2.400	0.000	0.000	0.000	0.001	-	-										0.000	0.000	0.000	1.01	-	-										0.024	
2.600	0.000	0.000	0.000	0.001	-	-										0.000	0.000	0.000	1.21	-	-										0.026	
2.800	0.000	0.000	0.000	0.001	-	-										0.000	0.000	0.000	1.41	-	-										0.028	
3.000	0.000	0.000	0.000	0.001	-	-										0.000	0.000	0.000	1.61	-	-										0.030	
3.200	0.000	0.000	0.000	0.001	-	-										0.000	0.000	0.000	1.81	-	-										0.032	
3.400	0.000	0.000	0.000	0.004	-	-										0.000	0.000	0.000	2.01	-	-										0.034	
3.600	0.000	0.000	0.000	0.003	-	-										0.000	0.000	0.000	2.21	-	-										0.036	

PIRAEUS FINANCIAL HOLD (CR)

(Contract Size: 100 Securities, Exercise Style: American, Physical Delivery)

Call Options															Put Options																		
September 2021							October 2021							Other Months		September 2021					October 2021					Other Months		Exercise Price					
Open price	Price max	Price min	Last price	Closing price	Volume	Open Interest	Open price	Price max	Price min	Last price	Closing price	Volume	Open Interest	Volume	Open Interest	Open price	Price max	Price min	Last price	Closing price	Volume	Open Interest	Open price	Price max	Price min	Last price	Closing price		Volume	Open Interest	Volume	Open Interest	
3.800	0.000	0.000	0.000	0.002	-	-										0.000	0.000	0.000	2.41	-	-											0.038	
4.000	0.000	0.000	0.000	0.001	-	-										0.000	0.000	0.000	2.61	-	-											0.040	
4.400	0.000	0.000	0.000	0.001	-	-										0.000	0.000	0.000	3.01	-	-											0.044	
4.800	0.000	0.000	0.000	0.001	-	-										0.000	0.000	0.000	3.41	-	-											0.048	
5.200	0.000	0.000	0.000	0.001	-	-										0.000	0.000	0.000	3.81	-	-											0.052	
5.600	0.000	0.000	0.000	0.001	-	-										0.000	0.000	0.000	4.21	-	-											0.056	
6.000	0.000	0.000	0.000	0.002	-	-										0.000	0.000	0.000	4.61	-	-											0.060	
6.400	0.000	0.000	0.000	0.002	-	-										0.000	0.000	0.000	5.01	-	-											0.064	
6.800	0.000	0.000	0.000	0.001	-	-										0.000	0.000	0.000	5.41	-	-											0.068	
Totals:					0	0						0	0	0								0	0									0	0
Number of Trades:					0							0	0									0.00									0		

PPC (CR)

(Contract Size: 100 Securities, Exercise Style: American, Physical Delivery)

Call Options														Put Options																		
September 2021							October 2021							Other Months		September 2021							October 2021							Other Months		Exercise Price
Open price	Price max	Price min	Last price	Closing price	Volume	Open Interest	Open price	Price max	Price min	Last price	Closing price	Volume	Open Interest	Volume	Open Interest	Open price	Price max	Price min	Last price	Closing price	Volume	Open Interest	Open price	Price max	Price min	Last price	Closing price	Volume	Open Interest	Volume	Open Interest	
3.400	0.000	0.000	0.000	6.32	-	-										0.000	0.000	0.000	0.001	-	-											0.034
3.600	0.000	0.000	0.000	6.12	-	-										0.000	0.000	0.000	0.001	-	-											0.036
3.800	0.000	0.000	0.000	5.93	-	-										0.000	0.000	0.000	0.001	-	-											0.038
4.000	0.000	0.000	0.000	5.73	-	-										0.000	0.000	0.000	0.001	-	-											0.040
4.400	0.000	0.000	0.000	5.33	-	-										0.000	0.000	0.000	0.001	-	-											0.044
4.800	0.000	0.000	0.000	4.93	-	-										0.000	0.000	0.000	0.001	-	-											0.048
5.200	0.000	0.000	0.000	4.53	-	-										0.000	0.000	0.000	0.001	-	-											0.052
5.600	0.000	0.000	0.000	4.13	-	-										0.000	0.000	0.000	0.001	-	-											0.056
6.000	0.000	0.000	0.000	3.73	-	-										0.000	0.000	0.000	0.001	-	-											0.060
6.400	0.000	0.000	0.000	3.33	-	-	0.000	0.000	0.000		3.34	-	-			0.000	0.000	0.000	0.001	-	-	0.000	0.000	0.000		0.001	-	-			0.064	
6.800	0.000	0.000	0.000	2.93	-	-	0.000	0.000	0.000		2.94	-	-			0.000	0.000	0.000	0.001	-	-	0.000	0.000	0.000		0.003	-	-			0.068	
7.200	0.000	0.000	0.000	2.53	-	-	0.000	0.000	0.000		2.54	-	-			0.000	0.000	0.000	0.001	-	-	0.000	0.000	0.000		0.002	-	-			0.072	
7.600	0.000	0.000	0.000	2.13	-	-	0.000	0.000	0.000		2.15	-	-			0.000	0.000	0.000	0.004	-	-	0.000	0.000	0.000		0.007	-	-			0.076	
8.000	0.000	0.000	0.000	1.73	-	-	0.000	0.000	0.000		1.77	-	-			0.000	0.000	0.000	0.002	-	22	0.000	0.000	0.000		0.023	-	-			0.080	
8.400	0.000	0.000	0.000	1.34	-	-	0.000	0.000	0.000		1.40	-	-			0.000	0.000	0.000	0.012	-	7	0.000	0.000	0.000		0.058	-	-			0.084	
8.800	0.000	0.000	0.000	0.975	-	-	0.000	0.000	0.000		1.07	-	-			0.000	0.000	0.000	0.043	-	-	0.000	0.000	0.000		0.125	-	-			0.088	
9.200	0.000	0.000	0.000	0.652	-	45	0.000	0.000	0.000		0.784	-	-			0.000	0.000	0.000	0.120	-	4	0.000	0.000	0.000		0.238	-	-			0.092	
9.600	0.490	0.490	0.490	0.490	0.490	1	344	0.000	0.000	0.000		0.547	-	3		0.000	0.000	0.000	0.263	-	-	0.000	0.000	0.000		0.400	-	-			0.096	
10.000	0.000	0.000	0.000	0.214	-	10	0.000	0.000	0.000		0.362	-	-			0.000	0.000	0.000	0.482	-	-	0.000	0.000	0.000		0.616	-	-			0.100	
11.000	0.000	0.000	0.000	0.028	-	-	0.000	0.000	0.000		0.107	-	-			0.000	0.000	0.000	1.30	-	-	0.000	0.000	0.000		1.36	-	-			0.110	
12.000	0.000	0.000	0.000	0.002	-	-	0.000	0.000	0.000		0.023	-	-			0.000	0.000	0.000	2.28	-	-	0.000	0.000	0.000		2.29	-	-			0.120	
13.000	0.000	0.000	0.000	0.001	-	-	0.000	0.000	0.000		0.004	-	-			0.000	0.000	0.000	3.28	-	-	0.000	0.000	0.000		3.28	-	-			0.130	
14.000	0.000	0.000	0.000	0.001	-	-	0.000	0.000	0.000		0.001	-	-			0.000	0.000	0.000	4.28	-	-	0.000	0.000	0.000		4.28	-	-			0.140	
Totals:					1	399						0	3	0	0						1	33					0	0	0	0		
Number of Trades:					1							0		0							0.00					0			0			

Lending Products	Underlying Title	Open Interest[5]	Multilateral Transactions[1]				Bilateral Transactions[2]		Stock Borrowing through OTC (volume)[3]	
			Volume(Offered)	Average Weighted	Transactions volume	Average Weighted	Transactions Volume	Average Weighted	Transactions Volume	
ADMIEBOR	ADMIE (IPTO) HOLDING S.A. (CR)	11,200	---	---	---	---	---	---	97,413	
AEGNBOR	AEGEAN AIRLINES (CR)	3,949	---	---	---	---	---	---	21,764	
ALPHABOR	ALPHA SERVICES HOLD (CR)	---	---	---	---	---	---	---	82,962,970	
ALMYBOR	ALUMIL (CR)	---	---	---	---	---	---	---	---	
TATTBOR	ATTICA BANK S.A. (CR)	7,050	---	---	---	---	---	---	370	
EEEBOR	CC HBC AG (CR)	3,988	---	---	---	---	---	---	70,546	
CENERBOR	CENERGY HOLDINGS (CB)	---	---	---	---	---	---	---	---	
ELLAKTORBOR	ELLAKTOR (CR)	73,919	---	---	---	---	---	---	6,870	
EUROBBOR	EUROBANK HOLDINGS (CR)	76,000	---	---	---	---	---	---	53,987,237	
EYDAPBOR	EYDAP S.A. (CR)	7,366	---	---	---	---	---	---	232,781	
FFGRPBOR	FOLLI FOLLIE (CR)	---	---	---	---	---	---	---	897,835	
FOYRKBOR	FOURLIS (CR)	---	---	---	---	---	---	---	48,250	
GEKTERNABOR	GEK TERNA (CR)	---	---	---	---	---	---	---	1,293	
SARBOR	GR. SARANTIS S.A. (CR)	---	---	---	---	---	---	---	11,390	
EXAEBOR	HELLENIC EXCHANGES-A.S.E. (CR)	13,000	---	---	---	---	---	---	151,824	
ELPEBOR	HELLENIC PETROLEUM (CR)	---	---	2,153	3.14%	---	---	---	76,971	
INTRKBOR	INTRACOM HOLDINGS (CR)	300	---	---	---	---	---	---	---	
BELABOR	JUMBO SA (CR)	---	---	---	---	---	---	---	80,330	
LAMDABOR	LAMDA DEVELOPMENT SA (CR)	---	---	---	---	---	---	---	17,000	
MIGBOR	MARFIN INVESTMENT GROUP (CR)	---	---	---	---	---	---	---	794,474	
MOHBOR	MOTOR OIL (CR)	3,200	---	---	---	---	---	---	293,072	
MYTILBOR	MYTILINEOS (CR)	1,000	---	850	2.65%	5,000	0.01%	---	51,321	
ETEBOR	NATIONAL BANK (CR)	---	---	9,814	3.35%	---	---	---	9,232,707	
OPAPBOR	OPAP (CR)	3,000	---	---	---	---	---	---	1,462,453	
HTOBOR	OTE (CR)	8,680	---	---	---	---	---	---	1,303,935	
PPABOR	P.P.A. S.A. (CR)	544	---	---	---	---	---	---	10,401	
TPEIRBOR	PIRAEUS FINANCIAL HOLD (CR)	---	---	---	---	---	---	---	6,846,799	
PLAISBOR	PLAISIO COMPUTERS SA (CR)	---	---	---	---	---	---	---	4,000	
PPCBOR	PPC (CR)	44,409	---	---	---	---	---	---	1,610,106	
QUALBOR	QUALITY & RELIABILITY SA (CR)	---	---	---	---	---	---	---	---	
TENERGYBOR	TERNA ENERGY (CR)	---	---	---	---	---	---	---	20,892	

Stock Lending Notes

[1] - Multilateral contracts Lending or Borrowing as per Methods 8-1, 8-2 and 8-3-3 (According to ATHEX BoD Resolution No.17)

[2] - Bilateral Contracts Lending or Borrowing as per Methods 8-3-1 and 8-3-2 (According to ATHEX BoD Resolution No.20)

[3] - The information concerning OTC Stock Borrowing Transactions is based on the statements of the Dematerialised Securities System (DSS) operators involved and refers to volumes that have been registered up until the previous working day.

[4] - Average Price (Volume weighted)

[5] - The Data concerning Open Interest before the start of trading session

Lending Products	Underlying Title	Open Interest[5]	Multilateral Transactions[1]				Bilateral Transactions[2]		Stock Borrowing through OTC (volume)[3]	
			Volume(Offered)	Average Weighted	Transactions volume	Average Weighted	Transactions Volume	Average Weighted	Transactions Volume	
TITCBOR	TITAN CEMENT (CB)	1,500	---	---	---	---	---	---	242,960	
VIOBOR	VIOHALCO SA/IV (CB)	4,400	---	---	---	---	---	---	---	

Stock Lending Notes

[1] - Multilateral contracts Lending or Borrowing as per Methods 8-1, 8-2 and 8-3-3 (According to ATHEX BoD Resolution No.17)

[2] - Bilateral Contracts Lending or Borrowing as per Methods 8-3-1 and 8-3-2 (According to ATHEX BoD Resolution No.20)

[3] - The information concerning OTC Stock Borrowing Transactions is based on the statements of the Dematerialised Securities System (DSS) operators involved and refers to volumes that have been registered up until the previous working day.

[4] - Average Price (Volume weighted)

[5] - The Data concerning Open Interest before the start of trading session

Sectors codification for listed companies

12003-	ETF	10101010	Computer Services
10101015	Software	10102030	Computer Hardware
15101010	Telecommunications Equipment	15102015	Telecommunications Services
20101010	Health Care Facilities	20101025	Health Care Services
20102010	Medical Equipment	20103015	Pharmaceuticals
30101010	Banks	30202000	Diversified Financial Services
30202010	Asset Managers & Custodians	30202015	Investment Services
30302010	Full Line Insurance	30302015	Insurance Brokers
30302025	Property and Casualty Insurance	35101010	Real Estate Holding and Development
35101015	Real Estate Services	35102000	Diversified REITs
35102030	Office REITs	40201040	Rental & Leasing Services: Consumer
40202010	Home Construction	40202015	Household Furnishings
40202020	Household Appliance	40203040	Electronic Entertainment
40203045	Toys	40204020	Clothing & Accessories
40301010	Entertainment	40301030	Publishing
40301035	Radio & TV Broadcasters	40401010	Diversified Retailers
40401020	Apparel Retailers	40401025	Home Improvement Retailers
40401030	Specialty Retailers	40501010	Airlines
40501015	Travel & Tourism	40501020	Casinos & Gambling
40501025	Hotels & Motels	45101015	Distillers & Vintners
45101020	Soft Drinks	45102010	Farming Fishing Ranching & Plantations
45102020	Food Products	45103010	Tobacco
45201010	Food Retailers & Wholesalers	45201020	Personal Products
50101010	Construction	50101030	Cement
50101035	Building Materials: Other	50202010	Electrical Components
50203000	Diversified Industrials	50203015	Plastics
50203030	Containers & Packaging	50204000	Machinery: Industrial
50204020	Machinery: Construction & Handling	50205010	Industrial Suppliers
50205020	Back Office Support HR & Consulting	50205030	Forms & Bulk Printing Services
50206015	Commercial Vehicles & Parts	50206030	Marine Transportation
50206060	Transportation Services	55101000	Diversified Materials
55101020	Textile Products	55102000	General Mining
55102010	Iron & Steel	55102015	Metal Fabricating
55102035	Aluminum	60101000	Integrated Oil & Gas
60101020	Oil Refining and Marketing	65101010	Alternative Electricity
65101015	Conventional Electricity	65102030	Water



ATHEX
Athens Stock Exchange

Λεωφ. Αθηνών 110 104 42 Αθήνα
110, Athinon Ave. GR 104 42 Athens
tel. (+30)210-33.66.800, fax (+30)210-33.66.101
www.athexgroup.gr