

21

Ημερήσιο Δελτίο  
Συναλλακτικής Δραστηριότητας

Daily Official List  
of Trading Activity

Wednesday, 11 August, 2021  
Year: 142 Trading Day No: 149



**ATHEXGROUP**  
Athens Exchange Group

**Disclaimer:**

Hellenic Exchanges-Athens Stock Exchange S.A endeavours to ensure that the data and other material ("Information") presented on the Daily Official List are accurate and complete, but it is not liable for any errors or omissions of data or /and for the accuracy, credibility, updating and completeness of the aforesaid information nor it has any liability arising directly or indirectly from the use of the above Information.

The Company is not liable for the accuracy of the data included in listed companies' announcements. Only the sender of such an announcement is fully and solely liable for any infringement of third party's rights from the content of such announcement. All contents of the Daily Official List are provided only for information purposes and do not constitute investment advice or solicitation to invest in securities or other products listed for trading on the Exchange.

You acknowledge and agree that the Company is the owner of any property rights related to any Information appearing on the Daily Official List including intellectual property rights copyright, trademarks, etc.

The above data are a property of the Hellenic Exchanges-Athens Exchange and are copyright protected. Users are forbidden to reproduce, modify, copy, sale, transmit or redistribute, by all reproduction means and methods, part or the whole of the above data, without reference to their source.

The commercial exploitation of these data is, also, forbidden by third parties. Hellenic Exchanges-Athens Exchange does not carry any responsibility, direct or indirect, derived from usage or accidental alteration of the above data when used by third parties.

---

**Hellenic Exchanges – Athens Stock Exchange S.A.**

110 Athinon Ave., 10442 Athens, Tel: (210) 33.66.800, Fax: (210) 32.13.938

[www.athexgroup.gr](http://www.athexgroup.gr)

---

**Thessalonica Stock Exchange Center (T.S.E.C)**

16-18 Katouni Str., Thessalonica 546 25 Tel: (2310) 567.667, Fax: (2310) 530.545

---

**Athex Members Guarantee Fund**

14-16 Fidiou Str., Athens 106 78, Tel: (210) 33.04.682, Fax: (210) 33.04.155

---

**Hellenic Republic Capital Market Commission**

1 Kolokotroni Str. & 1 Stadiou Str., Athens 10562 Tel: (210) 33.77.100 Fax: (210) 33.77.173

---

**Table of Contents**

---

**Section 1: Statistical Figures of Securities, Derivatives and Lending**

Summary of Markets

Athex Indices

Analytic Figures for Athex Market's Boards and Categories

Trading Details by Athex Sectors and Financial Instruments (ETFs)

Top 10 best &amp; worst performing Shares

Derivatives Summary

**Section 2: Analytic Figures of Shares Transactions**

Analytic Figures of Shares Transactions

Shares' Notes

**Section 3: Figures of Securities Transactions**

Securities Blocks Details

Shares Rights Details

Stock Borrowing

Forced Sales Details

Forced Sales Registered Shares

Exchange Traded Funds (ETFs) Characteristics

**Section 5: Bonds traded in Fixed Income Assets Market**

Convertible Corporate Bonds - Regulated Market

Non Convertible Corporate Bonds - Regulated Market

Government Bonds

Treasury Bills &amp; Zero Coupon Government Bonds

Government Bonds Traded with the Open Outcry Method

State Banks Bonds

**Section 6: Additional Infos**

Athex &amp; ATHEXClear Members List

List of Stocks under Market Making operations

**Section 7: Derivatives Market Analytic Figures**

Index Futures

Stock Futures

Index Options

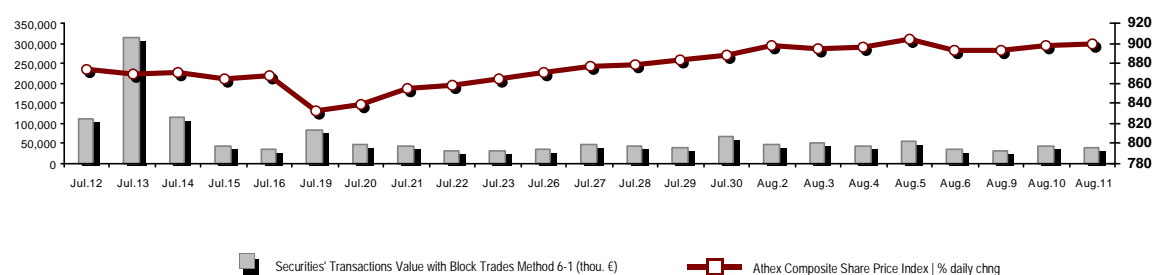
Stock Options

Stock Lending Analytic Figures

**Appendix A: Sectors codification for listed companies**

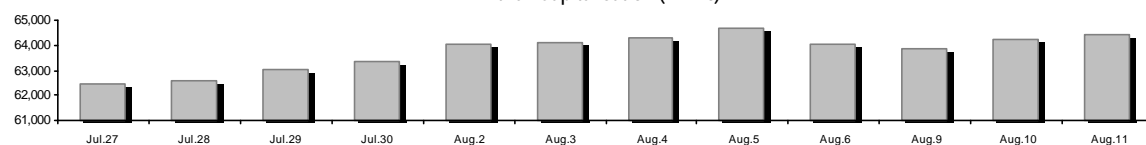
## Summary of Markets

Athex Composite Share Price Index vs Shares and Derivatives Transactions Value

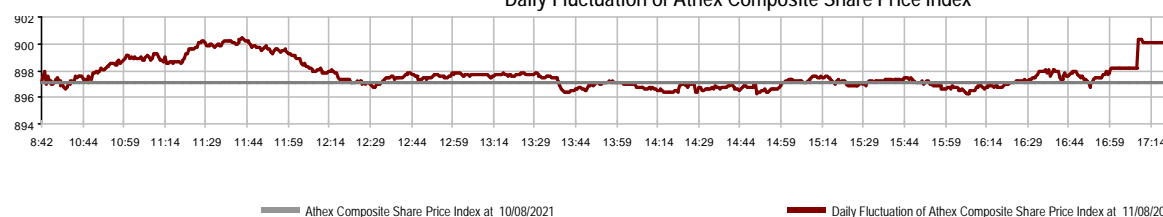


Athex Capitalisation (mill. €)**:	64,431.93		Derivatives Total Open Interest	572,454
Daily change: mill. €   %	207.84	0.32%	in Index Futures   % daily chng	5,547 -0.96%
Yearly Avg Capitalisation: mill. €   % chng prev year Avg	58,432.09	23.30%	in Stock Futures   % daily chng	563,729 0.39%
Athex Composite Share Price Index   % daily chng	900.10	0.33%	in Index Options   % daily chng	2,129 2.45%
Athex Composite Share Price Index Capitalisation (mill. €)	58,539.77		in Stock Options   % daily chng	1,049 0.77%
Daily change (mill. €)	196.20			
Securities' Transactions Value with Block Trades Method 6-1 (t)	40,297.82		Derivatives Contracts Volume:	22,591
Daily change: %	-3,876.26	-8.77%	Daily change: pieces   %	7,700 51.71%
YtD Avg Trans. Value: thou. €   % chng prev year Avg	76,349.42	19.22%	YtD Avg Derivatives Contracts % chng prev year Avg	59,494 48.51%
Blocks Transactions Value of Method 6-1 (thou. €)	6,558.63		Derivatives Trades Number:	875
Blocks Transactions Value of Method 6-2 & 6-3 (thou. €)	7.92		Daily change: number   %	43 5.17%
Bonds Transactions Value (thou.€)	977.18		YtD Avg Trades number % chng prev year Avg	2,422 -8.74%
Securities' Transactions Volume with Block Trades Method 6-1 (tho)	32,486.07		Lending Total Open Interest	287,840
Daily change: thou. pieces   %	11,359.01	53.77%	Daily change: pieces   %	0 0.00%
YtD Avg Volume: % chng prev year Avg	41,048.89	-0.10%	Lending Volume (Multilateral/Bilateral)	4,533
Blocks Transactions Volume of Method 6-1 (thou. Pieces)	5,647.96		Daily change: pieces   %	4,533
Blocks Transactions Volume of Method 6-2 & 6-3 (thou. Pieces)	5.26		Multilateral Lending	4,533
Bonds Transactions Volume	979,000		Bilateral Lending	0
Securities' Trades Number with Block Trades Method 6-1	20,760		Lending Trades Number:	20
Daily change: number   %	3,915	23.24%	Daily change: %	20
YtD Avg Trades number % chng prev year Avg	32,789	0.47%	Multilateral Lending Trades Number	20
Number of Blocks Method 6-1	9		Bilateral Lending Trades Number	0
Number of Blocks Method 6-2 & 6-3	1			
Number of Bonds Transactions	72			

Athex Capitalisation (mill. €)\*\*



Daily Fluctuation of Athex Composite Share Price Index



## Athex Indices

Index name	11/08/2021	10/08/2021	pts.	%	Min	Max	Year min	Year max	Year change
Athex Composite Share Price Index	900.10 #	897.15	2.95	0.33%	896.30	900.44	726.02	928.29	11.26% #
Athex ESG Index	1,015.32 #	1,012.07	3.25	0.32%	1,010.17	1,015.98	999.47	1,020.78	--- -
FTSE/Athex Large Cap	2,161.64 #	2,154.66	6.98	0.32%	2,150.81	2,162.89	1,718.82	2,259.27	11.73% #
FTSE/Athex Mid Cap Index	1,448.98 #	1,443.35	5.63	0.39%	1,441.49	1,452.07	1,026.21	1,453.91	30.85% #
FTSE/ATHEX-CSE Banking Index	423.36 #	421.28	2.08	0.49%	420.63	424.70	306.88	483.96	7.78% #
FTSE/ATHEX High Dividend Yield Index	3,057.13 #	3,047.37	9.76	0.32%	3,041.30	3,059.41	2,542.41	3,164.68	13.06% #
FTSE/ATHEX Global Traders Index Plus	2,467.34 #	2,465.59	1.75	0.07%	2,458.53	2,475.40	1,943.84	2,551.34	17.42% #
FTSE/ATHEX Mid & Small Cap Factor-Weighted Ind	4,050.25 €	4,054.70	-4.45	-0.11%	4,018.80	4,097.65	2,996.13	4,097.65	29.64% #
ATHEX Select Index Plus	3,404.35 #	3,382.81	21.54	0.64%	3,382.80	3,410.16	2,805.20	3,543.49	10.51% #
ATHEX Select Index	4,271.35 #	4,202.67	68.68	1.63%	4,202.67	4,271.35	2,785.00	4,271.35	41.07% #
FTSE/Athex Market Index	539.76 #	538.10	1.66	0.31%	537.29	540.09	424.25	554.33	13.97% #
FTSE Med Index	5,343.55 #	5,299.04	44.51	0.84%			4,489.55	5,343.55	17.82% #
Athex Composite Index Total Return Index	1,537.31 #	1,532.28	5.03	0.33%	1,530.82	1,537.89	1,220.96	1,563.52	13.00% #
FTSE/Athex Large Cap Total Return	3,345.23 #	3,334.42	10.81	0.32%			2,707.58	3,431.53	12.65% #
FTSE/Athex Mid Cap Total Return	1,856.09 #	1,848.88	7.21	0.39%			1,313.08	1,856.09	33.53% #
FTSE/ATHEX-CSE Banking Total Return Index	364.52 #	362.73	1.79	0.49%			283.07	421.45	5.94% #
Hellenic Mid & Small Cap Index	1,380.68 #	1,375.25	5.43	0.39%	1,374.03	1,381.86	1,110.37	1,433.01	14.82% #
FTSE/Athex Banks	559.37 #	556.61	2.76	0.50%	555.75	561.13	405.46	639.42	7.78% #
FTSE/Athex Insurance	1,944.15 €	1,964.57	-20.42	-1.04%	1,941.53	1,970.33	1,897.55	2,192.44	1.82% #
FTSE/Athex Financial Services	785.98 #	778.33	7.65	0.98%	778.33	793.57	679.98	843.74	2.88% #
FTSE/Athex Industrial Goods & Services	3,862.87 €	3,904.84	-41.97	-1.07%	3,847.50	3,918.60	2,762.19	3,918.60	31.71% #
FTSE/Athex Retail	52.26 €	52.81	-0.55	-1.04%	52.09	53.18	46.54	58.68	5.43% #
FTSE/ATHEX Real Estate	5,522.19 €	5,552.81	-30.62	-0.55%	5,517.00	5,610.87	4,187.35	5,730.93	14.45% #
FTSE/Athex Consumer Goods & Services	7,415.24 €	7,468.95	-53.71	-0.72%	7,344.24	7,468.95	6,939.31	9,231.17	-4.71% €
FTSE/Athex Food & Beverage	11,889.33 #	11,856.26	33.07	0.28%	11,850.82	11,922.89	9,045.03	12,311.96	20.27% #
FTSE/Athex Basic Resources	7,454.55 €	7,478.06	-23.51	-0.31%	7,415.93	7,540.44	5,233.31	8,597.84	21.14% #
FTSE/Athex Construction & Materials	3,255.43 #	3,225.64	29.79	0.92%	3,225.64	3,259.98	2,565.75	3,422.77	17.91% #
FTSE/Athex Energy	3,367.26 #	3,311.85	55.41	1.67%	3,309.36	3,367.26	2,835.10	3,724.35	13.58% #
FTSE/Athex Travel & Leisure	1,942.20 #	1,909.96	32.24	1.69%	1,895.30	1,942.20	1,540.34	2,174.23	12.11% #
FTSE/Athex Technology	1,629.64 €	1,641.86	-12.22	-0.74%	1,623.28	1,653.64	1,043.00	1,657.46	49.19% #
FTSE/Athex Telecommunications	4,440.08 €	4,443.45	-3.37	-0.08%	4,385.71	4,444.09	3,294.37	4,444.09	21.83% #
FTSE/Athex Utilities	5,026.39 #	5,003.22	23.17	0.46%	4,968.45	5,038.01	4,264.97	5,372.86	9.21% #
FTSE/Athex Personal Products	8,598.75 #	8,534.44	64.31	0.75%	8,511.53	8,604.21	8,270.74	9,116.06	-4.92% €
Athex All Share Index	226.13 #	225.40	0.72	0.32%	226.13	226.13	175.88	227.19	20.57% #
Hellenic Corporate Bond Index	127.62 €	127.62	0.00	0.00%			122.29	127.62	4.55% #
Hellenic Corporate Bond Price Index	96.32 €	96.33	-0.01	-0.01%			93.98	96.33	2.64% #

Note 1: FTSE/Med 100, Hellenic Corporate Bond Price Index and Hellenic Corporate Bond Index closing prices refer to the previous trading day of 09/08/2021.

Note 2: The Hellenic Mid & Small Cap Index is a Customized index calculated by the Athens Exchange.

## Analytic Figures for Athex Market's Boards and Categories

	Total Traded Securities	Main Market	Surveillance	Exchange Traded Funds (ETFs)
Totals	130	113	17	0
Gain / Lose / Same:	65 / 48 / 17	59 / 42 / 12	6 / 6 / 5	0 / 0 / 0
Athex Capitalisation (mill. €) **	64,431.93	64,153.55	278.37	
Daily Average Trans/ons Value(thou.€)	76,349.42	76,186.86	205.95	22.59
Transactions Value	40,305.73	39,225.95	1,079.78	0.00
Main Board:	33,739.19	32,659.41	1,079.78	0.00
Blocks Board 6_2_3:	6,566.55	6,566.55	0.00	0.00
Forced Sales Board:	0.00	0.00	0.00	0.00
Special Terms Board:	0.00	0.00	0.00	0.00
Daily Average Transactions Volume	41,048,885	39,856,507	1,229,336	1,095
Transactions Volume	32,491,330	28,835,437	3,655,893	0
Main Board:	26,838,111	23,182,218	3,655,893	0
Blocks Board 6_2_3:	5,653,219	5,653,219	0	0
Forced Sales Board:	0	0	0	0
Special Terms Board:	0	0	0	0
Daily Average Number of Trades	32,789	32,526	262	3
Number of Trades	20,761	19,895	866	0
Main Board:	20,751	19,885	866	0
Blocks Board 6_2_3:	10	10	0	0
Forced Sales Board:	0	0	0	0
Special Terms Board:	0	0	0	0

## Trading Details by Athex Sectors and Financial Instruments (ETFs)

Code	Sectors	Gain / Lose / Same	Number of Trades	Transactions Volume	Transactions Value	% of Total Trans. Value
3010	- Banks	5 / 1 / 0	4,957	13,300,232	14,653,276.75	36.36%
5510	- Basic Resources	7 / 9 / 1	923	527,888	1,075,669.06	2.67%
5010	- Construction & Materials	6 / 3 / 3	1,891	1,153,535	1,753,424.69	4.35%
4020	- Consumer Products & Services	4 / 3 / 1	1,424	451,047	2,353,828.04	5.84%
6010	- Energy	3 / 0 / 1	634	72,540	684,563.71	1.70%
12000	- Financial Instruments	0 / 0 / 0	---	---	---	---
3020	- Financial Services	2 / 0 / 1	1,117	10,696,209	462,866.76	1.15%
4510	- Food Beverage & Tobacco	6 / 1 / 3	175	30,165	232,862.28	0.58%
2010	- Health Care	2 / 1 / 1	105	43,072	60,336.04	0.15%
5020	- Industrial Goods & Service	8 / 11 / 1	2,481	2,704,975	3,904,583.28	9.69%
3030	- Insurance	1 / 1 / 0	32	4,988	23,751.12	0.06%
4030	- Media	0 / 1 / 1	37	16,639	7,486.51	0.02%
4520	- Personal Care, Drug & Grocery Stores	1 / 2 / 0	106	51,137	235,019.44	0.58%
3510	- Real Estate	4 / 2 / 1	724	141,712	588,431.46	1.46%
4040	- Retail	4 / 3 / 0	923	243,953	844,274.53	2.09%
1010	- Technology	3 / 6 / 1	740	311,902	478,354.00	1.19%
1510	- Telecommunications	1 / 2 / 1	1,570	570,614	3,583,550.33	8.89%
4050	- Travel & Leisure	4 / 1 / 1	1,225	1,616,890	4,659,167.77	11.56%
6510	- Utilities	4 / 1 / 0	1,697	553,832	4,704,286.48	11.67%

## Top 10 best &amp; worst performing Shares

## Main Market

With positive Price change	Closing price	change	With negative Price change	Closing price	change
MARFIN INVESTMENT GROUP (CR)	0.0328	13.10% #	SPACE HELLAS SA (CR)	9.6	-2.44% €
INTRACOM HOLDINGS (CR)	2.14	7.65% #	BYTE COMPUTER SA (CR)	2.62	-2.24% €
ATHENS MEDICAL CENTER SA (CR)	1.73	6.46% #	INFORM P. LYKOS (CR)	1.44	-2.04% €
ELLAKTOR (CR)	1.422	5.18% #	EUROPEAN RELIANCE INSUR. (CR)	4.86	-1.62% €
INTRAKAT (CR)	1.945	4.57% #	TZIRAKIAN PROFIL (CR)	2.46	-1.60% €
IKTINOS HELLAS SA (CR)	0.887	4.23% #	CENTRIC HOLDINGS (CR)	0.31	-1.59% €
AS COMPANY SA (CR)	2.3	4.07% #	FOURLIS (CR)	4.13	-1.43% €
QUALITY & RELIABILITY SA (CR)	0.28	3.70% #	ELVALHALCOR (CR)	1.928	-1.43% €
PREMIA (CR)	1.54	2.67% #	PETROPOULOS PETROS (CR)	7.38	-1.34% €
MOTOR OIL (CR)	13.78	2.30% #	MYTILINEOS (CR)	15.69	-1.32% €
With the highest Transactions Value	Value (thou. €)	change	With the highest Transactions Volume	Volume	change
EUROBANK HOLDINGS (CR)	5,027.24	0.58% #	MARFIN INVESTMENT GROUP (CR)	10,665,807	13.10% #
ALPHA SERVICES HOLD (CR)	4,431.38	0.57% #	EUROBANK HOLDINGS (CR)	6,273,512	0.58% #
PPC (CR)	4,058.06	0.59% #	ALPHA SERVICES HOLD (CR)	3,866,946	0.57% #
OPAP (CR)	3,879.96	1.83% #	PIRAEUS FINANCIAL HOLD (CR)	1,785,450	0.21% #
MYTILINEOS (CR)	2,734.82	-1.32% €	NATIONAL BANK (CR)	989,602	0.44% #
OTE (CR)	2,665.64	-0.25% €	IKTINOS HELLAS SA (CR)	695,795	4.23% #
PIRAEUS FINANCIAL HOLD (CR)	2,563.35	0.21% #	PPC (CR)	434,637	0.59% #
NATIONAL BANK (CR)	2,493.56	0.44% #	INTRACOM HOLDINGS (CR)	388,483	7.65% #
JUMBO SA (CR)	2,218.51	-0.83% €	ATTICA BANK S.A. (CR)	379,785	-0.26% €
INTRACOM HOLDINGS (CR)	799.00	7.65% #	OPAP (CR)	322,367	1.83% #

Note: Stocks that are not included in the "Under Supervision" category, and the transactions value is more than 10,000 €.

## Derivatives Summary

	Number of Trades	Volume	Open Interest
Index Futures	76	354	5,547
FTSE/Athex Banks	0	0	6
FTSE/Athex Large Cap	76	354	5,541
Stock Futures	788	22,086	563,729
ADMIE (IPTO) HOLDING S.A. (CR)	8	17	9,826
ALPHA SERVICES HOLD (CR)	71	2,512	43,667
ATTICA BANK S.A. (CR)	0	0	197
CC HBC AG (CR)	3	7	257
CENERGY HOLDINGS (CB)	16	37	9,848
ELLAKTOR (CR)	52	403	8,224
EUROBANK HOLDINGS (CR)	23	372	39,487
EYDAP S.A. (CR)	7	10	1,023
FOURLIS (CR)	40	129	2,546
GEK TERNA (CR)	16	96	8,615
HELLENIC EXCHANGES-A.S.E. (CR)	1	1	1,544
HELLENIC PETROLEUM (CR)	6	40	2,545
INTRACOM HOLDINGS (CR)	64	390	3,756
JUMBO SA (CR)	24	92	2,183
LAMDA DEVELOPMENT SA (CR)	18	36	5,560
MARFIN INVESTMENT GROUP (CR)	46	1,068	25,039
MOTOR OIL (CR)	31	70	2,915
MYTILINEOS (CR)	36	110	5,835
NATIONAL BANK (CR)	105	2,589	37,417
OPAP (CR)	29	77	1,934
OTE (CR)	10	43	2,833
P.P.A. S.A. (CR)	0	0	388
PIRAEUS FINANCIAL HOLD (CR)	68	13,375	322,045
PPC (CR)	98	531	14,771
TERNA ENERGY (CR)	3	11	2,375
TITAN CEMENT (CB)	4	9	864
VIOHALCO SA/NV (CB)	9	61	8,035
Index Options	10	146	2,129
FTSE/Athex Large Cap	10	146	2,129
Stock Options	1	5	1,049
ALPHA SERVICES HOLD (CR)	0	0	0
NATIONAL BANK (CR)	0	0	310
OPAP (CR)	0	0	110
OTE (CR)	0	0	10
PIRAEUS FINANCIAL HOLD (CR)	0	0	0
PPC (CR)	1	5	619
<b>Total Derivatives Traded</b>	<b>875</b>	<b>22,591</b>	<b>572,454</b>











Number of Outstanding Securities	Nominal Value	Dividends [1]			Date of Last Coupon		Note	Shares	Closing price	% change	Previous closing price/date	Open price	Price min	Price max	Last price	Avg price	Last Bid [7]	Last Ask [7]	P/E after tax	Year	Volume	Trades	Transactions Value[8]	Company Mkt Value (thou. €)	Year low	Year high	Sector[4]
245,000	1.00	---	---	---	19/07/2010	11/12/2012	5194 TRIA ALFA SA (PR)	3.5	-2.24	3.58 10/08/2021	3.5	3.5	3.5	3.5	3.5	300@2.88	150@3.70	---	2020	150	2	525.00	5,989.70	1.41	3.64	55101020	

## Suspension Status

5,867,311	0.300	---	---	---	11/08/2010	28/04/2017	5243 DIONIC (CR)	0.11	---	0.11 30/06/2020	---	---	---	---	---	---	---	---	---	---	---	---	---	645.40	0.11	0.11	50205010
66,948,210	0.300	---	---	---	22/09/2015	22/09/2015	5179 FOLLI FOLLIE (CR)	4.8	---	4.8 24/05/2018	---	---	---	---	---	---	---	---	---	---	---	---	---	321,351.41	4.8	4.8	40401030
12,417,000	0.310	0.0205	---	---	27/08/2019	28/08/2017	5233 MLS MULTIMEDIA SA (CR)	0.57	---	0.57 12/05/2020	---	---	---	---	---	---	---	---	---	---	---	---	---	7,077.69	0.57	0.57	10101015
33,301,715	0.320	---	---	---	27/06/2003	08/07/2009	5241 AEGEK (CR)	0.035	---	0.035 25/06/2020	---	---	---	---	---	---	---	---	---	---	---	---	---	1,165.56	0.035	0.035	50101010
77,126,446	0.340	---	---	---	23/05/2005	18/08/2011	5206 G.E. DIMITRIOU (CR)	0.0125	---	0.0125 30/04/2019	---	---	---	---	---	---	---	---	---	---	---	---	---	964.08	0.0125	0.0125	40202020
7,085,888	1.59	---	---	---	02/07/1996	06/09/2010	5216 ELVIEMEK (CR)	2.6	---	2.6 30/09/2019	---	---	---	---	---	---	---	---	---	---	---	---	---	18,423.31	2.6	2.6	35101010
25,179,640	0.600	---	---	---	08/08/1994	19/09/2000	5191 J.BOUTARIS & SON (CR)	0.026	---	0.026 01/10/2018	---	---	---	---	---	---	---	---	---	---	---	---	---	742.45	0.026	0.026	45101015
1,540,000	0.600	---	---	---	08/08/1994	19/09/2000	5192 J.BOUTARIS & SON (PR)	0.057	---	0.057 01/10/2018	---	---	---	---	---	---	---	---	---	---	---	---	---	742.45	0.057	0.057	45101015
31,543,600	0.420	---	---	---	19/07/2010	19/12/2018	5205 KRETA FARM SA (CR)	1.09	---	1.085 30/04/2019	---	---	---	---	---	---	---	---	---	---	---	---	---	34,382.52	1.085	1.09	45102020
24,319,250	0.300	---	---	---	09/07/2002	04/07/2007	5165 PROODEFTIKH SA (CR)	0.21	---	0.21 23/04/2021	---	---	---	---	---	---	---	---	---	---	---	---	---	5,107.04	0.18	0.3	50101010

## Shares' Notes

Code	Note text
( )	- Adjusted dividends.
*	- Last adjusted closing price.
[1]	- Net dividends.
[2]	- The "Date of Last Coupon" for New listings refers to the date company's stocks started to trade in Athex
[3]	- The Company Market Value is referred to the number of outstanding shares
[4]	- Sectors codification can be found in Appendix A
[5]	- The Market Value refers to the total number of shares listed (including their several classes) in the exchange by the company.
[6]	- P/E greater than 100
[7]	- Last view of the Order Book before the end of the trading session
[8]	- All Blocks Methods' Transactions Value are included.
4750	- Transfer to the Under Surveillance Category from 8/4/2011.
4887	- Transfer to the Surveillance Category as of 10/4/2012.
4912	- Transfer to the Surveillance Category as of 31/7/2012.
4955	- Transfer to the Surveillance Category as from 5/4/2013.
4957	- Transfer to the Surveillance Category as from 5/4/2013.
4958	- Transfer to the Surveillance Category as from 5/4/2013.
4959	- Transfer to the Surveillance Category as from 5/4/2013.
5093	- Transfer to the Surveillance Category as of 8/4/2015.
5112	- Transfer to the Surveillance Category as of 15/04/2016.
5115	- Transfer to the Surveillance Category as of 15/04/2016.
5141	- Transfer to the Surveillance Category as of 10/05/2017.
5160	- Transfer to the Surveillance Category as of 15/04/2016.
5162	- Transfer to the Under Supervision Category as of 21/12/2009.
5165	- Transfer to the Surveillance Category as of 15/02/2018.
5178	- Transfer to the Surveillance Category as of 11/05/2018.
5179	- Suspension of trading as of 25/05/2018.
5191	- Suspension of trading as of 02/10/2018.
5192	- Suspension of trading as of 02/10/2018.
5193	- Transfer to the Surveillance Category as of 25/10/2018.
5194	- Transfer to the Surveillance Category as of 25/10/2018.
5197	- Transfer to the Surveillance Category as of 07/11/2018.
5205	- Suspension of trading as of 02/05/2019.
5206	- Suspension of trading as of 02/05/2019.
5216	- Suspension of trading as of 01/10/2019.
5232	- Transfer to the Under Surveillance Category from 08/04/2011.
5233	- Suspension of trading as of 13/05/2020.
5241	- Suspension of trading as of 26/06/2020.
5243	- Suspension of trading as of 01/07/2020.
5245	- Transfer to the Surveillance Category as of 09/07/2020.
5246	- Transfer to the Surveillance Category as of 09/07/2020.
5248	- Transfer to the Surveillance Category as of 06/09/20116.
5253	- Transfer to the Surveillance Category as of 14/5/2021.

## Securities Blocks Details

Securities	Block Volume	Price	Block Trade Value	Time of approval	Note
OPAP (CR)	34,820	11.98	417,143.60	10:43:43	20
OPAP (CR)	62,000	12.01	744,620.00	11:00:27	20
EUROBANK HOLDINGS (CR)	3,000,000	0.800	2,400,000.00	12:39:45	20
EUROBANK HOLDINGS (CR)	1,000,000	0.804	804,000.00	14:10:15	20
ALPHA SERVICES HOLD (CR)	505,083	1.14	578,067.49	14:12:37	20
PPC (CR)	30,000	9.35	280,500.00	14:26:09	20
EUROBANK HOLDINGS (CR)	500,000	0.802	401,000.00	15:15:45	20
EUROBANK HOLDINGS (CR)	481,059	0.800	384,847.20	16:14:39	20
ELLAKTOR (CR)	5,257	1.51	7,917.04	16:48:08	18
OTE (CR)	35,000	15.67	548,450.00	17:04:52	20

## Blocks Notes

9 - Method 6-1 / Special Fees

10 - Method 6-1 / Special Fees, SDS

14 - Method 6-3 / Settlement, Incomplete Buy and Sell

18 - Method 6-2 / SPOT 1

19 - Method 6-2 / SPOT 2

20 - Method 6-1 and Method 6-1 Same Day Settlement

21 - Other Pre-agreed

**Shares Rights Details**

Occured date	Exercise from	Exercise until	Trading until	<b>Rights</b>	Price min	Price max	Closing price	Last Bid	Last Ask	Volume	Trades	Transactions Value
-----------------	------------------	-------------------	------------------	---------------	--------------	--------------	------------------	----------	----------	--------	--------	-----------------------

No Rights Transactions.



---

**Forced Sales Details**

---

Securities	Category of Security	Transactions Volume	Number of Trades	Transactions Value	Note
<b>No Forced Transactions.</b>					

---

---

**Forced Sales Notes**

---

- 1 - Compulsory Public Forced Sales
- 2 - Forced Sales of Fixed Registered Shares
- 3 - Forced Sales of Remaining Fractional Shares

## Exchange Traded Funds (ETFs) Characteristics

	Transactions Date (T)	Creation / Redemption	Units (T-1)	New Units (T-1)	Redemption Units (T-1)	Units (T) [1]	Fund Assets [2]	Net Unit Price	Dividend per Unit	Dividend Date
ALPHA ETF FTSE Athex Large Cap	11/08/2021	5,000	882,175	---	---	882,175	19,065,410.00	21.6118	0.71	01/07/2021

## ETFs Notes

[1] - Units (T) = Units (T-1) + New Units (T-1) - Redemption Units (T-1)

[2] - The Creation / Redemption Units of T-1 are included.

## Non Convertible Corporate Bonds - Regulated Market

Num Listed Bonds	Nominal price	Issue price	Today's Rate	Exp. Date	Duration (years)	Note	Coupon		Trading Unit	Corporate Bonds	Accrued Int.	Yield.T.Mat	Price min	Price max	Closing price	Previous closing price/date	Volume	Transactions Value	Last order		ear min	Year max		
							Common	Preferred											Price	Buy / Sell			Date	
20,148	1,000.00	1,000.00	4.95	26/06/2023	5	---	7	---	1	B&F COMM. & GARM. INDUS. S.A. (Non Convertible)	6.3250	4.8750	---	---	---	98.8000	30/07/2021	---	---	98.0000	B	11/08/2021	92.1501	100.5000
90,000	1,000.00	1,000.00	3.00	11/05/2023	5	---	7	---	1	CORAL A.E. (Non Convertible)	7.8333	1.6670	102.0100	102.0100	102.0100	102.1000	09/08/2021	30,000	30,838.00	102.0100	B	11/08/2021	101.0000	103.7500
120,000	1,000.00	1,000.00	3.95	04/04/2025	7	---	7	---	1	GEK TERNA S.A. (Non Convertible)	14.1542	2.4430	---	---	---	104.0000	10/08/2021	---	---	104.0000	B	11/08/2021	103.3350	105.8000
300,000	1,000.00	1,000.00	2.30	20/07/2028	7	---	1	---	1	PRODEA REIC S.A. (Non Convertible)	1.5333	2.4050	99.3500	99.3550	99.3500	99.3500	10/08/2021	480,000	477,621.00	99.3500	B	11/08/2021	97.0010	99.9400
100,000	1,000.00	1,000.00	2.70	25/05/2026	5	---	1	---	1	COSTAMARE PARTICIPATIONS PLC (Non Convertible)	6.0000	2.4700	100.9004	101.0010	100.9345	101.0000	09/08/2021	12,000	12,184.14	101.0000	B	11/08/2021	100.8000	102.5678
200,000	1,000.00	1,000.00	1.90	23/03/2028	7	---	1	---	1	MOTOR OIL CORINTH REFINERIES SA (Non Convertible)	7.5472	1.9870	99.3500	99.4110	99.3950	99.4860	10/08/2021	25,000	25,037.43	99.3001	B	11/08/2021	98.3121	100.9899
175,000	1,000.00	1,000.00	3.40	26/07/2024	5	---	5	---	1	ATTICA HOLDINGS S.A. (Non Convertible)	1.7000	4.1570	97.0000	97.4900	97.1996	97.1530	09/08/2021	119,000	115,869.80	97.1000	B	11/08/2021	90.0310	99.5000
39,892,816	1.00	1.00	5.00	04/10/2021	5	---	20	---	1	HOUSEMARKET S.A. (Non Convertible)	0.0054	0.2660	---	---	---	100.7000	26/07/2021	---	---	100.4500	B	11/08/2021	100.7000	102.9900
150,000	1,000.00	1,000.00	2.60	22/10/2026	7	---	4	---	1	TERNA ENERGY FINANCE S.A. (Non Convertible)	8.1611	2.3020	100.6800	101.0000	100.8880	100.0000	09/08/2021	20,000	20,340.82	100.1000	B	11/08/2021	99.4000	103.0000
200,000	1,000.00	1,000.00	3.60	12/03/2026	7	---	5	---	1	AEGEAN AIRLINES S.A. (Non Convertible)	15.4000	3.3770	99.0000	99.7000	99.7000	99.9000	06/08/2021	22,000	22,159.70	99.4000	B	11/08/2021	93.1501	102.0000
200,000	1,000.00	1,000.00	2.10	27/10/2027	7	---	2	---	1	O.P.A.P. S.A. (Non Convertible)	6.3000	1.7700	101.7000	101.7000	101.7000	101.7250	10/08/2021	10,000	10,233.00	101.6250	B	11/08/2021	99.3000	102.8500
320,000	1,000.00	1,000.00	3.40	21/07/2027	7	---	3	---	1	LAMDA DEVELOPMENT S.A. (Non Convertible)	2.1722	2.7710	102.5000	102.8000	102.7286	102.7000	10/08/2021	103,000	105,973.76	102.5500	B	11/08/2021	97.8458	103.3500
500,000	1,000.00	1,000.00	2.75	03/07/2027	7	---	3	---	1	GEK TERNA S.A. (Non Convertible)	2.9792	2.8580	99.0000	99.0990	99.0000	99.0000	10/08/2021	158,000	156,921.11	98.9504	B	11/08/2021	97.8574	99.8900

## Corporate Bonds Notes

Transactions Volume = (Pieces) \* (Nominal Price). Transactions Value = (Pieces) \* (Nominal Price) \* (price %) + (Accrued interest).

The price of a Bond is stated as a percentage (%) of Bond's Nominal Price.

Nominal Price in Euros (€), except if it is noted differently.

## Government Bonds

Number Listed Bonds	Nominal price	Today's Rate	Accrued Interest Calc	Exp. Date [1]	Duration (years)	Note	Coupons Date	Curr. coupon value	Trading Unit	Government Bonds	Price min	Price max	Closing price	Previous closing price/date	Volume	Transactions Value	Price	Last order Buy / Sell	Date
3,000,000	1,000.00	4.38	Actual/Actual	01/08/2022	5	---	01/08	4.38	1	GGB-FXD-010822-05Y-4.375-1.000	---	---	---	---	---	---	1.0000	B	28/11/2018
4,500,000	1,000.00	1.88	Actual/Actual	04/02/2035	15	---	04/02	1.88	1	GGB-FXD-040235-15Y-1.875-1.000	---	---	---	---	---	---	---	---	---
2,500,000	1,000.00	3.45	Actual/Actual	02/04/2024	5	---	02/04	3.45	1	GGB-FXD-020424-05Y-3.450-1.000	---	---	---	---	---	---	---	---	---
6,000,000	1,000.00	0.75	Actual/Actual	18/06/2031	10	---	18/06	0.75	1	GGB-FXD-180631-10Y-0.750-1.000	---	---	---	---	---	---	---	---	---
4,355,990,324	1.00	3.50	Actual/Actual	30/01/2023	5	---	01/02 - 31/01	3.50	1	GGB-FXD-300123-05Y-3.500-1.00	---	---	---	94.5720 13/07/2018	---	---	1.0000	B	28/11/2018
5,962,747,327	1.00	3.75	Actual/Actual	30/01/2028	10	---	/02 - 01/02 - 31/	3.75	1	GGB-FXD-300128-10Y-3.750-1.00	---	---	---	85.4610 13/07/2018	---	---	1.0000	B	28/11/2018
6,091,218,404	1.00	3.90	Actual/Actual	30/01/2033	15	---	/02 - 01/02 - 31/	3.90	1	GGB-FXD-300133-15Y-3.900-1.00	---	---	---	78.6730 13/07/2018	---	---	1.0000	B	28/11/2018
4,805,399,486	1.00	4.00	Actual/Actual	30/01/2037	19	---	/02 - 01/02 - 31/	4.00	1	GGB-FXD-300137-19Y-4.000-1.00	---	---	---	77.0370 13/07/2018	---	---	1.0000	B	28/11/2018
4,603,713,186	1.00	4.20	Actual/Actual	30/01/2042	24	---	/02 - 01/02 - 31/	4.20	1	GGB-FXD-300142-24Y-4.200-1.00	---	---	---	77.7640 13/07/2018	---	---	1.0000	B	28/11/2018
550,418,123	1.00	4.30	Actual/Actual	24/02/2023	11	---	24/02	4.30	1	GGB-FXD-240223-11Y-2.000-1.00	---	---	---	10.0000 22/06/2015	---	---	10.0000	B	11/07/2019
445,007,576	1.00	4.30	Actual/Actual	24/02/2024	12	---	24/02	4.30	1	GGB-FXD-240224-12Y-2.000-1.00	---	---	---	10.0000 22/06/2015	---	---	---	---	---
423,674,226	1.00	4.30	Actual/Actual	24/02/2025	13	---	24/02	4.30	1	GGB-FXD-240225-13Y-2.000-1.00	---	---	---	10.0000 22/06/2015	---	---	---	---	---
212,292,153	1.00	4.30	Actual/Actual	24/02/2026	14	---	24/02	4.30	1	GGB-FXD-240226-14Y-2.000-1.00	---	---	---	10.0000 22/06/2015	---	---	---	---	---
160,621,352	1.00	4.30	Actual/Actual	24/02/2027	15	---	24/02	4.30	1	GGB-FXD-240227-15Y-2.000-1.00	---	---	---	10.0000 22/06/2015	---	---	---	---	---
183,244,055	1.00	4.30	Actual/Actual	24/02/2028	16	---	24/02	4.30	1	GGB-FXD-240228-16Y-2.000-1.00	---	---	---	10.0000 22/06/2015	---	---	---	---	---
164,802,894	1.00	4.30	Actual/Actual	24/02/2029	17	---	24/02	4.30	1	GGB-FXD-240229-17Y-2.000-1.00	---	---	---	10.0000 22/06/2015	---	---	---	---	---
165,460,943	1.00	4.30	Actual/Actual	24/02/2030	18	---	24/02	4.30	1	GGB-FXD-240230-18Y-2.000-1.00	---	---	---	10.0000 22/06/2015	---	---	---	---	---
129,007,241	1.00	4.30	Actual/Actual	24/02/2031	19	---	24/02	4.30	1	GGB-FXD-240231-19Y-2.000-1.00	---	---	---	10.0000 22/06/2015	---	---	---	---	---
126,192,683	1.00	4.30	Actual/Actual	24/02/2032	20	---	24/02	4.30	1	GGB-FXD-240232-20Y-2.000-1.00	---	---	---	10.0000 22/06/2015	---	---	---	---	---
146,905,168	1.00	4.30	Actual/Actual	24/02/2033	21	---	24/02	4.30	1	GGB-FXD-240233-21Y-2.000-1.00	---	---	---	10.0000 22/06/2015	---	---	---	---	---
154,475,606	1.00	4.30	Actual/Actual	24/02/2034	22	---	24/02	4.30	1	GGB-FXD-240234-22Y-2.000-1.00	---	---	---	10.0000 22/06/2015	---	---	---	---	---
144,429,441	1.00	4.30	Actual/Actual	24/02/2035	23	---	24/02	4.30	1	GGB-FXD-240235-23Y-2.000-1.00	---	---	---	10.0000 22/06/2015	---	---	---	---	---
166,211,676	1.00	4.30	Actual/Actual	24/02/2036	24	---	24/02	4.30	1	GGB-FXD-240236-24Y-2.000-1.00	---	---	---	10.0000 22/06/2015	---	---	---	---	---
145,461,669	1.00	4.30	Actual/Actual	24/02/2037	25	---	24/02	4.30	1	GGB-FXD-240237-25Y-2.000-1.00	---	---	---	10.0000 22/06/2015	---	---	---	---	---
146,941,087	1.00	4.30	Actual/Actual	24/02/2038	26	---	24/02	4.30	1	GGB-FXD-240238-26Y-2.000-1.00	---	---	---	10.0000 22/06/2015	---	---	---	---	---
135,115,612	1.00	4.30	Actual/Actual	24/02/2039	27	---	24/02	4.30	1	GGB-FXD-240239-27Y-2.000-1.00	---	---	---	10.0000 22/06/2015	---	---	---	---	---
141,909,637	1.00	4.30	Actual/Actual	24/02/2040	28	---	24/02	4.30	1	GGB-FXD-240240-28Y-2.000-1.00	---	---	---	10.0000 22/06/2015	---	---	---	---	---
136,788,720	1.00	4.30	Actual/Actual	24/02/2041	29	---	24/02	4.30	1	GGB-FXD-240241-29Y-2.000-1.00	---	---	---	10.0000 22/06/2015	---	---	---	---	---
163,643,410	1.00	4.30	Actual/Actual	24/02/2042	30	---	24/02	4.30	1	GGB-FXD-240242-30Y-2.000-1.00	---	---	---	10.0000 22/06/2015	---	---	---	---	---
4,000,000	1,000.00	3.88	Actual/Actual	12/03/2029	10	---	12/03	3.88	1	GGB-FXD-120329-10Y-3.875-1.000	---	---	---	---	---	---	100.0000	B	15/10/2019
3,000,000	1,000.00	0.00	Actual/Actual	12/02/2026	5	---	12/02	0.00	1	GGB-FXD-120226-05Y-0.000-1.000	---	---	---	---	---	---	---	---	---
503,753	1,000.00	0.32	FLR Actual/360	16/09/2021	2	---	16/03 - 16/09	---	1	GGB-FLT-160921-02Y-0.319-1.000	---	---	---	---	---	---	---	---	---
3,000,000	1,000.00	3.38	Actual/Actual	15/02/2025	7	---	15/02	3.38	1	GGB-FXD-150225-07Y-3.375-1.000	---	---	---	---	---	---	---	---	---
250,250	1,000.00	2.90	Actual/Actual	20/03/2023	4	---	20/03	2.90	1	GGB-FXD-200323-04Y-2.900-1.000	---	---	---	---	---	---	---	---	---

## Government Bonds Notes

Transactions Volume = (Pieces) \* (Nominal Price). Transactions Value = (Pieces) \* (Nominal Price) \* (price %) + (Accrued interest).

The Value of current coupon for the issues with NV 0.01 euro refers to NV 100 euros

FLR: Floating Interest Rate.

[1] - The Expiration Date of the interest bearing period and the Date for coupon payment.

## Government Bonds

Number Listed Bonds	Nominal price	Today's Rate	Accrued Interest Calc	Exp. Date [1]	Duration (years)	Note	Coupons Date	Curr. coupon value	Trading Unit	Government Bonds	Price min	Price max	Closing price	Previous closing price/date	Volume	Transactions Value	Price	Last order Buy / Sell	Date
964,000	1,000.00	3.25	Actual/Actual	20/03/2025	6	---	20/03	3.25	1	GGB-FXD-200325-06Y-3.250-1.000	---	---	---	---	---	---	---	---	---
2,100,000	1,000.00	3.55	Actual/Actual	20/03/2026	7	---	20/03	3.55	1	GGB-FXD-200326-07Y-3.550-1.000	---	---	---	---	---	---	---	---	---
5,500,000	1,000.00	1.50	Actual/Actual	18/06/2030	10	---	18/06	1.50	1	GGB-FXD-180630-10Y-1.500-1.000	---	---	---	---	---	---	---	---	---
5,364,250	1,000.00	3.25	Actual/Actual	20/03/2050	30	---	20/03	3.25	1	GGB-FXD-200350-30Y-3.250-1.000	---	---	---	---	---	---	---	---	---
2,000,000	1,000.00	2.00	Actual/Actual	22/04/2027	7	---	22/04	2.00	1	GGB-FXD-220427-07Y-2.000-1.000	---	---	---	---	---	---	99.9000	B	22/04/2020
2,500,000	1,000.00	1.88	Actual/Actual	23/07/2026	7	---	23/07	1.88	1	GGB-FXD-230726-07Y-1.875-1.000	---	---	---	---	---	---	---	---	---
2,500,000	1,000.00	1.88	Actual/Actual	24/01/2052	30	---	24/01	1.88	1	GGB-FXD-240152-30Y-1.875-1.000	---	---	---	---	---	---	---	---	---

## Government Bonds Notes

Transactions Volume = (Pieces) \* (Nominal Price). Transactions Value = (Pieces) \* (Nominal Price) \* (price %) + (Accrued interest).

The Value of current coupon for the issues with NV 0.01 euro refers to NV 100 euros

FLR: Floating Interest Rate.

[1] - The Expiration Date of the interest bearing period and the Date for coupon payment.

## Treasury Bills &amp; Zero Coupon Government Bonds

Issue Date	13-Week Maturity									26-Week Maturity									52-Week Maturity								
	Exp. Date	Initial Rate	Num Listed Bonds	Nominal price	Issue price	Last Trade Price	Last Trade Date	Volume Traded	Note	Exp. Date	Initial Rate	Num Listed Bonds	Nominal price	Issue price	Last Trade Price	Last Trade Date	Volume Traded	Note	Exp. Date	Initial Rate	Num Listed Bonds	Nominal price	Issue price	Last Trade Price	Last Trade Date	Volume Traded	Note
11/09/2020	---	---	---	---	---	---	---	---	---	---	---	---	---	---	---	---	---	---	10/09/2021	0.00	1,000,000	1,000.00	1,000.00	---	---	---	---
11/12/2020	---	---	---	---	---	---	---	---	---	---	---	---	---	---	---	---	---	---	10/12/2021	-0.26	1,000,000	1,000.00	1,002.60	---	---	---	---
12/03/2021	---	---	---	---	---	---	---	---	---	---	---	---	---	---	---	---	---	---	11/03/2022	-0.22	1,000,000	1,000.00	1,002.24	---	---	---	---
11/06/2021	---	---	---	---	---	---	---	---	---	---	---	---	---	---	---	---	---	---	10/06/2022	-0.31	1,600,000	1,000.00	1,003.10	---	---	---	---

Bonds in Circulation	Currency / Min nominal traded Value	Coupons Payment Date	Current Coupon Value	Note	Coupon	Trading Unit	Issue Date	Duration (years)	Today's Interest	A.I.C in days	Bonds	Last price of previous days		Last Outcry in Cash (euro)		Trades in Pieces	Life min	Life Max	
												Price	Buy / Sell	Price	Buy / Sell				
<b>Corporate Bonds in Foreign Currency and Euro</b>																			
103,746	GBP / 10	01/12	0.25	---	62	1	01/12/1930	98	2.5	360	National Mortgage Bank	2.27	05/02/1996	2.27	S	05/02/1996	---	2.27	2.27
0	GBP / 10	01/12	0.25	---	64	1	01/12/1928	100	2.5	360	National Mortgage Bank	---	---	---	---	---	---	---	---

## Government Bonds Notes

A.I.C: Accrued Interest Calculation base.

FLR: Floating Interest Rate.

The minimum tradeable Nominal Value for all Demeterialised Government Titles is 100 Euros.

(μφρ-0)

## Athex &amp; ATHEXClear Members List

Member Name	Stock Market			Derivatives Market		ATHEXClear Member				
	Address	Phone	Fax	Market Member	Remote Member	Market Maker	Proprietary	Market Maker	General Clearing	Direct Clearing
A. SARRIS SECURITIES S.A.				a						
6, ΔΡΑΓΑΤΣΑΝΙΟΥ 6 ΑΘΗΝΑ	2103367700									
AEONIC SECURITIES C.I.F. P.L.C.				a	a					
, ΛΑΪΟΥ 6, ΓΡ. 301B, ANNA COURT	35725337600									
ALPHA BANK S.A.									a	
, ΣΤΑΔΙΟΥ 40 ΑΘΗΝΑ	2103260000									
ALPHA FINANCE INVESTMENT SERVICES SINGLE MEMBER SA				a		a	a	a		a
5, ΜΕΡΛΙΝ 5 ΑΘΗΝΑ	2103677400									
ARGUS STOCKBROKERS LTD				a	a		a			
25, 25 ΛΕΩΦΟΡΟΣ ΔΗΜΟΣΘΕΝΗ ΣΕΒΕΡΗ	0035722717000									
ATLANTIC SECURITIES LTD				a	a					
37, ΠΡΟΔΡΟΜΟΥ 37	0035722445400									
AXON SECURITIES S.A.				a			a			
48, ΣΤΑΔΙΟΥ 48 ΑΘΗΝΑ	2103363800									
BETA SECURITIES S.A.				a		a	a			a
29, Α.ΑΛΕΞΑΝΔΡΑΣ 29 ΑΘΗΝΑ	2106478930								a	
BNP PARIBAS SECURITIES SERVICES									a	
2, ΛΑΜΨΑΚΟΥ 2 ΑΘΗΝΑ	2107468500									
BOFA SECURITIES EUROPE SA				a	a					
, 112 AVENUE KL'BER 75116	+33 153655555									
CAPITAL SECURITIES S.A.				a			a			
58, ΜΗΤΡΟΠΟΛΕΩΣ 58 ΑΘΗΝΑ	2103369700									
CFS SECURITIES INVESTMENT SERVICES S.A.				a						
3, ΠΑΠΑΡΡΗΓΟΠΟΥΛΟΥ 3 ΑΘΗΝΑ	2103360800									
CITIGROUP GLOBAL MARKETS EUROPE AG				a	a					
16, REUTERWEG 16 FRANKFURT	+49 691366-0									
CITIGROUP GLOBAL MARKETS LIMITED				a						
1, 33 CANADA SQUARE - CANARY WHARF	+44 02079864000									
CREDIT SUISSE BANK (EUROPE), S.A.				a	a					
, CALLE AYALA 42, 3A PLANTA-B MADRID	+34917916000									
CREDIT SUISSE SECURITIES (EUROPE) LIMITED				a						
1, ONE CABOT SQUARE LONDON	+44 2078888888									
CYCLOS SECURITIES S.A.				a			a			
39, ΠΑΝΕΠΙΣΤΗΜΙΟΥ 39 ΑΘΗΝΑ	2103364300									
DEUTSCHE BANK S.A.					a					
1, GREAT WINCHESTER STREET LONDON	+44 20 754 54209	00441133361437								
DYNAMIC SECURITIES S.A.				a			a			a
, ΤΡΑΛΛΕΩΝ 2 & Α.ΣΥΓΓΡΟΥ 223 ΝΕΑ ΣΜΥΡΝΗ	2103677700									
EUROBANK EQUITIES INVESTMENT FIRM S.A				a		a	a	a		a
, ΦΙΛΕΛΛΗΝΩΝ 10 & ΞΕΝΟΦΩΝΤΟΣ 13 ΑΘΗΝΑ	2103720425									
EUROBANK S.A.									a	
, ΟΘΩΝΟΣ 8 ΑΘΗΝΑ	2103337000									
EUROCORP INVESTMENT SERVICES S.A.				a			a			a
14, ΠΛ.ΦΙΛΙΚΗΣ ΕΤΑΙΡΕΙΑΣ 14 ΑΘΗΝΑ	2107263600									
EUROTRUST INVESTMENT FIRM SA				a						
113, ΣΕΒΑΣΤΟΥΠΟΛΕΩΣ 113 ΑΘΗΝΑ	2103363100									
EUROXX SECURITIES S.A.				a		a	a	a		a
7, ΠΑΛΑΙΟΛΟΓΟΥ ΧΑΛΑΝΔΡΙ	(210)-6879400	(210)-6879401								
7, ΠΑΛΕΟΛΟΓΟΥ ΧΑΛΑΝΔΡΙ	+30 2106879400	210-6879401								
G. A. PERVANAS SECURITIES- INVESTMENT SERVICES S.A.				a						
7-9, ΣΟΦΟΚΛΕΟΥΣ 7-9 ΑΘΗΝΑ	2103727200									
GLOBAL CAPITAL SECURITIES & FINANCIAL SERVICES LTD				a	a					
50, ΛΑΡΧΙΠΕΡΙΣΚΟΠΟΥ ΜΑΚΑΡΙΟΥ Γ50	0035722710710									
HELLENIC AMERICAN SECURITIES S.A.				a		a	a			a
27, ΑΝΔΡΕΑ ΠΑΠΑΝΔΡΕΟΥ 27 ΜΑΡΟΥΣΙ	2103311100									
HELLENIC BANK (INVESTMENTS) LTD					a					
, ΑΥΞ.ΚΥΡΙΑΚΟΥ ΜΑΤΣΙ 31 - PO BOX 24747 NICOSIA	+357 22500100	357 22500110								
HSBC CONTINENTAL EUROPE									a	
109-111, Α.ΜΕΣΟΓΕΙΩΝ 109-111	2106960000									
INDEX SECURITIES S.A.				a						
6, ΔΡΑΓΑΤΣΑΝΙΟΥ 6 ΑΘΗΝΑ	2103213920									
J. CHR. MAVRIKIS SECURITIES S.A.				a						
5, ΣΟΦΟΚΛΕΟΥΣ 5 ΑΘΗΝΑ	2103216730									



## Athex &amp; ATHEXClear Members List

Member Name				Stock Market			Derivatives Market		ATHEXClear Member	
	Address	Phone	Fax	Market Member	Remote Member	Market Maker	Proprietary	Market Maker	General Clearing	Direct Clearing
KAPPA SECURITIES S.A.				a			a			
15, ΒΑΛΛΑΡΙΤΟΥ 15 ΑΘΗΝΑ	2103678600									
KARAMANOF SECURITIES & INVESTMENT SERVICES S.A.				a						
2, ΠΛ.ΑΓ.ΘΕΟΔΩΡΩΝ 2 ΑΘΗΝΑ	2103212947									
LAIKI FINANCIAL SERVICES LTD					a					
26, AVE. VYRONOS NICOSIA	357 22367367	357 22718567								
LEON DEPOLAS SECURITIES S.A.				a		a	a			
1, ΧΡΗΣΤΟΥ ΛΑΔΑ 1 ΑΘΗΝΑ	2103213276 -28									
MEGA EQUITY SECURITIES & FINANCIAL SERVICES PUBLIC LTD				a	a		a			
42-44, ΛΕΩΦ.ΓΡΙΒΑ ΔΙΓΓΕΝΗ 42-44	0035722711711									
MERIT SECURITIES S.A				a		a	a			a
5, ΣΟΦΟΚΛΕΟΥΣ 5 ΑΘΗΝΑ	2103671880									
MERRILL LYNCH INTERNATIONAL				a						
2, 2 KING EDWARD STREET LONDON	+44 20276281000									
N. CHRYSOCHOIDIS SECURITIES S.A.				a			a			a
7-9, ΣΟΦΟΚΛΕΟΥΣ 7-9 ΑΘΗΝΑ	2103213913									
NATIONAL BANK OF GREECE S.A.				a		a	a		a	
86, ΑΙΟΛΟΥ ΣΤΡ. ΑΘΗΝΑ	(210)-3341000	(210)-3228187								
68, ΑΚΑΔΗΜΙΑΣ ΣΤΡ. ΑΘΗΝΑ	(210)-3328817	(210)-3328678								
NATIONAL SECURITIES S.A.				a		a	a	a		
66, ΛΕΩΦ. ΑΘΗΝΩΝ 128-132 ΑΘΗΝΑ	2103328784									
NUNTIUS BROKERAGE AND INVESTMENT SERVICES S.A				a						
6, ΔΡΑΓΑΤΣΑΝΙΟΥ 6 ΑΘΗΝΑ	2103350599									
ONE PLUS CAPITAL LIMITED				a	a					
, 75 PRODROMOU AVENUE NICOSIA 1307	35722873760									
OPTIMA BANK S.A.				a		a	a	a	a	
32, ΑΙΓΙΑΛΕΙΑΣ 32 & ΠΑΡΑΔΕΙΣΟΥ ΜΑΡΟΥΣΙ	2108173111									
PANTELAKIS SECURITIES S.A.				a		a	a	a		
57, ΕΘΝΙΚΗΣ ΑΝΤΙΣΤΑΣΕΩΣ 57, ΚΤΙΡΙΟ Β CHALANDRI	2106965000									
PEGASUS SECURITIES S.A				a			a			
17, ΒΑΛΛΑΡΙΤΟΥ 17 & ΑΜΕΡΙΚΗΣ ΑΘΗΝΑ	2103670700									
PIRAEUS BANK S.A.				a			a		a	
, ΑΜΕΡΙΚΗΣ 4 ΑΘΗΝΑ	2103335000									
PIRAEUS SECURITIES S. A.				a		a	a	a		a
10, ΣΤΑΔΙΟΥ 10 ΑΘΗΝΑ	2103354100									
PROCHOICE SECURITIES LTD				a	a					
57, ΛΕΩΦ.ΣΠΥΡΟΥ ΚΥΠΡΙΑΝΟΥ 57, ΑΚΙΝΗΤΑ Φ	035724661192									
SHARELINK SECURITIES & FINANCIAL SERVICES LTD				a			a			
6, HOUSE-ΘΕΟΤΟΚΗ 6 ΜΕΓΑΡΟ ΕΛΜΗΝΑ	+357 22554200									
SOCIETE GENERALE S.A.				a	a		a			
, 17 COURS VALMY, CEDEX	+157290504									
SOLIDUS SECURITIES S.A				a			a			a
64, ΛΟΥΙΖΗΣ ΠΙΑΝΚΟΥΡ 64 ΑΘΗΝΑ	2106900600									
ST. EM. LAVRENTAKIS SECURITIES S.A.				a			a			
7-9, ΣΟΦΟΚΛΕΟΥΣ 7-9 ΑΘΗΝΑ	2103213336									
THE CYPRUS INVESTMENT & SECURITIES CORPORATION LTD				a	a					
154, ΛΕΩΦ. ΚΥΡΗΝΕΙΑΣ	0035722121700									
UBS EUROPE SE				a	a					
, OPERNTURM, BOCKENHEIMER LANDSTRASSE 2-4	496921790									
UBS LIMITED					a					
1, FINSBURY AVENUE LONDON	+44 2075687135									

## List of Stocks under Market Making operations

Securities	Stock Category
Market Maker	Start Market Making
<b>SPIROY AGRICULTURE SA (CR)</b>	Surveillance
EUROBANK EQUITIES INVESTMENT FIRM S.A	02/09/2019
<b>MLS MULTIMEDIA SA (CR)</b>	Suspension Status
PIRAEUS SECURITIES S. A.	01/08/2019
<b>ALPHA ETF FTSE Athex Large Cap</b>	Exchange Traded Funds (ETFs)
ALPHA FINANCE INVESTMENT SERVICES SINGLE MEMBER SA	02/01/1900
NATIONAL SECURITIES S.A.	02/01/1900
<b>ADMIE (IPTO) HOLDING S.A. (CR)</b>	Main Market
EUROBANK EQUITIES INVESTMENT FIRM S.A	24/05/2021
HELLENIC AMERICAN SECURITIES S.A.	09/03/2020
PIRAEUS SECURITIES S. A.	29/06/2017
<b>AEGEAN AIRLINES (CR)</b>	Main Market
EUROBANK EQUITIES INVESTMENT FIRM S.A	22/09/2020
<b>ALPHA SERVICES HOLD (CR)</b>	Main Market
ALPHA FINANCE INVESTMENT SERVICES SINGLE MEMBER SA	29/02/2016
EUROBANK EQUITIES INVESTMENT FIRM S.A	22/10/2006
HELLENIC AMERICAN SECURITIES S.A.	25/07/2014
LEON DEPOLAS SECURITIES S.A.	04/01/2016
MERIT SECURITIES S.A	03/09/2012
NATIONAL SECURITIES S.A.	02/01/1900
PIRAEUS SECURITIES S. A.	28/05/2009
<b>ANDROMEDA SA (CR)</b>	Main Market
BETA SECURITIES S.A.	15/02/2021
<b>AS COMPANY SA (CR)</b>	Main Market
EUROBANK EQUITIES INVESTMENT FIRM S.A	01/04/2019
<b>ATTICA BANK S.A. (CR)</b>	Main Market
EUROBANK EQUITIES INVESTMENT FIRM S.A	11/11/2019
EUROXX SECURITIES S.A.	22/01/2016
PIRAEUS SECURITIES S. A.	20/09/2017
<b>AUTOHELLAS SA (CR)</b>	Main Market
ALPHA FINANCE INVESTMENT SERVICES SINGLE MEMBER SA	01/07/2019
EUROXX SECURITIES S.A.	02/07/2018
<b>AVAX S.A. (CR)</b>	Main Market
EUROBANK EQUITIES INVESTMENT FIRM S.A	14/12/2015
PIRAEUS SECURITIES S. A.	01/02/2021
<b>AVE (CR)</b>	Main Market
EUROXX SECURITIES S.A.	05/06/2020
<b>BRIQ PROPERTIES (CR)</b>	Main Market
EUROBANK EQUITIES INVESTMENT FIRM S.A	09/09/2019
LEON DEPOLAS SECURITIES S.A.	22/02/2021
<b>BYTE COMPUTER SA (CR)</b>	Main Market
MERIT SECURITIES S.A	04/08/2008
<b>CC HBC AG (CR)</b>	Main Market
BETA SECURITIES S.A.	08/03/2021
NATIONAL SECURITIES S.A.	02/01/1900
PIRAEUS SECURITIES S. A.	04/05/2015
<b>CENERGY HOLDINGS (CB)</b>	Main Market
ALPHA FINANCE INVESTMENT SERVICES SINGLE MEMBER SA	02/01/2016
EUROBANK EQUITIES INVESTMENT FIRM S.A	02/01/2016
<b>CNL CAPITAL (CR)</b>	Main Market
MERIT SECURITIES S.A	01/10/2018
<b>EKTER SA (CR)</b>	Main Market
EUROBANK EQUITIES INVESTMENT FIRM S.A	16/10/2017
LEON DEPOLAS SECURITIES S.A.	21/05/2018
<b>ELASTRON (CR)</b>	Main Market
LEON DEPOLAS SECURITIES S.A.	20/02/2017
<b>ELLAKTOR (CR)</b>	Main Market
ALPHA FINANCE INVESTMENT SERVICES SINGLE MEMBER SA	18/03/2019
EUROBANK EQUITIES INVESTMENT FIRM S.A	01/06/2012
EUROXX SECURITIES S.A.	24/09/2018
NATIONAL SECURITIES S.A.	02/01/1900
PIRAEUS SECURITIES S. A.	22/10/2018
<b>ELTON SA (CR)</b>	Main Market
BETA SECURITIES S.A.	03/09/2012
LEON DEPOLAS SECURITIES S.A.	01/04/2019
<b>ELVALHALCOR (CR)</b>	Main Market
ALPHA FINANCE INVESTMENT SERVICES SINGLE MEMBER SA	07/05/2018
EUROBANK EQUITIES INVESTMENT FIRM S.A	07/05/2018

## List of Stocks under Market Making operations

Securities	Stock Category
Market Maker	Start Market Making
<b>ELVE SA (CR)</b>	Main Market
LEON DEPOLAS SECURITIES S.A.	02/11/2020
<b>ENTERSOFT (CR)</b>	Main Market
EUROBANK EQUITIES INVESTMENT FIRM S.A	22/06/2020
<b>EUROBANK HOLDINGS (CR)</b>	Main Market
ALPHA FINANCE INVESTMENT SERVICES SINGLE MEMBER SA	09/01/2006
EUROBANK EQUITIES INVESTMENT FIRM S.A	01/06/2012
HELLENIC AMERICAN SECURITIES S.A.	25/07/2014
LEON DEPOLAS SECURITIES S.A.	30/11/2018
MERIT SECURITIES S.A	06/11/2017
NATIONAL SECURITIES S.A.	02/01/1900
PIRAEUS SECURITIES S. A.	28/09/2009
<b>EUROPEAN RELIANCE INSUR. (CR)</b>	Main Market
BETA SECURITIES S.A.	27/07/2020
PANTELAKIS SECURITIES S.A.	15/07/2019
<b>EYDAP S.A. (CR)</b>	Main Market
ALPHA FINANCE INVESTMENT SERVICES SINGLE MEMBER SA	27/01/2020
EUROBANK EQUITIES INVESTMENT FIRM S.A	10/06/2019
<b>FOURLIS (CR)</b>	Main Market
EUROBANK EQUITIES INVESTMENT FIRM S.A	01/12/2016
PIRAEUS SECURITIES S. A.	06/03/2017
<b>GEK TERNA (CR)</b>	Main Market
BETA SECURITIES S.A.	08/03/2021
EUROBANK EQUITIES INVESTMENT FIRM S.A	24/05/2021
PIRAEUS SECURITIES S. A.	29/08/2019
<b>GR. SARANTIS S.A. (CR)</b>	Main Market
BETA SECURITIES S.A.	14/05/2012
EUROBANK EQUITIES INVESTMENT FIRM S.A	24/10/2016
<b>HELLENIC EXCHANGES-A.S.E. (CR)</b>	Main Market
HELLENIC AMERICAN SECURITIES S.A.	01/09/2014
NATIONAL SECURITIES S.A.	02/01/1900
PIRAEUS SECURITIES S. A.	04/05/2015
<b>HELLENIC PETROLEUM (CR)</b>	Main Market
HELLENIC AMERICAN SECURITIES S.A.	14/09/2015
PIRAEUS SECURITIES S. A.	20/03/2017
<b>IDEAL GROUP SA (CR)</b>	Main Market
EUROBANK EQUITIES INVESTMENT FIRM S.A	07/06/2021
PIRAEUS SECURITIES S. A.	07/06/2021
<b>IKTINOS HELLAS SA (CR)</b>	Main Market
ALPHA FINANCE INVESTMENT SERVICES SINGLE MEMBER SA	01/04/2019
EUROBANK EQUITIES INVESTMENT FIRM S.A	25/02/2019
NATIONAL SECURITIES S.A.	02/01/1900
<b>INTERCONTINENTAL (CR)</b>	Main Market
LEON DEPOLAS SECURITIES S.A.	03/06/2019
<b>INTERWOOD-XYLEMPORIA (CR)</b>	Main Market
EUROBANK EQUITIES INVESTMENT FIRM S.A	05/07/2021
PANTELAKIS SECURITIES S.A.	01/07/2021
<b>INTRACOM HOLDINGS (CR)</b>	Main Market
LEON DEPOLAS SECURITIES S.A.	08/10/2018
<b>JUMBO SA (CR)</b>	Main Market
BETA SECURITIES S.A.	01/02/2021
EUROBANK EQUITIES INVESTMENT FIRM S.A	25/05/2020
MERIT SECURITIES S.A	06/11/2017
PIRAEUS SECURITIES S. A.	06/03/2017
<b>KARAMOLEGOS SA (CR)</b>	Main Market
EUROXX SECURITIES S.A.	04/10/2019
<b>KLOUKINAS - LAPPAS SA (CR)</b>	Main Market
BETA SECURITIES S.A.	22/09/2014
<b>KRI-KRI S.A. (CR)</b>	Main Market
EUROBANK EQUITIES INVESTMENT FIRM S.A	07/05/2018
LEON DEPOLAS SECURITIES S.A.	16/01/2017
<b>LAMDA DEVELOPMENT SA (CR)</b>	Main Market
EUROBANK EQUITIES INVESTMENT FIRM S.A	08/12/2014
PANTELAKIS SECURITIES S.A.	06/11/2017
PIRAEUS SECURITIES S. A.	29/06/2017
<b>LAMPSA HOTEL SA (CR)</b>	Main Market
LEON DEPOLAS SECURITIES S.A.	16/01/2017

## List of Stocks under Market Making operations

Securities	Stock Category
Market Maker	Start Market Making
<b>MARFIN INVESTMENT GROUP (CR)</b>	<b>Main Market</b>
EUROBANK EQUITIES INVESTMENT FIRM S.A	23/03/2015
PIRAEUS SECURITIES S. A.	02/02/2009
<b>MOTOR OIL (CR)</b>	<b>Main Market</b>
BETA SECURITIES S.A.	08/03/2021
EUROBANK EQUITIES INVESTMENT FIRM S.A	22/10/2006
LEON DEPOLAS SECURITIES S.A.	01/04/2019
MERIT SECURITIES S.A	25/02/2019
NATIONAL SECURITIES S.A.	02/01/1900
PIRAEUS SECURITIES S. A.	04/05/2015
<b>MYTILINEOS (CR)</b>	<b>Main Market</b>
ALPHA FINANCE INVESTMENT SERVICES SINGLE MEMBER SA	15/04/2019
EUROBANK EQUITIES INVESTMENT FIRM S.A	20/09/2017
MERIT SECURITIES S.A	25/02/2019
NATIONAL SECURITIES S.A.	02/01/1900
PIRAEUS SECURITIES S. A.	04/05/2015
<b>NATIONAL BANK (CR)</b>	<b>Main Market</b>
ALPHA FINANCE INVESTMENT SERVICES SINGLE MEMBER SA	09/01/2006
BETA SECURITIES S.A.	01/02/2021
EUROBANK EQUITIES INVESTMENT FIRM S.A	22/10/2006
HELLENIC AMERICAN SECURITIES S.A.	25/07/2014
LEON DEPOLAS SECURITIES S.A.	20/05/2015
MERIT SECURITIES S.A	03/09/2012
NATIONAL SECURITIES S.A.	02/01/1900
PIRAEUS SECURITIES S. A.	08/09/2008
<b>OPAP (CR)</b>	<b>Main Market</b>
ALPHA FINANCE INVESTMENT SERVICES SINGLE MEMBER SA	09/01/2006
EUROBANK EQUITIES INVESTMENT FIRM S.A	22/10/2006
HELLENIC AMERICAN SECURITIES S.A.	25/07/2014
MERIT SECURITIES S.A	20/03/2017
NATIONAL SECURITIES S.A.	02/01/1900
PIRAEUS SECURITIES S. A.	04/05/2015
<b>OTE (CR)</b>	<b>Main Market</b>
ALPHA FINANCE INVESTMENT SERVICES SINGLE MEMBER SA	09/01/2006
EUROBANK EQUITIES INVESTMENT FIRM S.A	22/10/2006
HELLENIC AMERICAN SECURITIES S.A.	25/07/2014
LEON DEPOLAS SECURITIES S.A.	20/04/2015
MERIT SECURITIES S.A	20/03/2017
NATIONAL SECURITIES S.A.	02/01/1900
PIRAEUS SECURITIES S. A.	08/09/2008
<b>P.P.A. S.A. (CR)</b>	<b>Main Market</b>
EUROBANK EQUITIES INVESTMENT FIRM S.A	06/02/2019
<b>PAPOUTSANIS (CR)</b>	<b>Main Market</b>
ALPHA FINANCE INVESTMENT SERVICES SINGLE MEMBER SA	19/11/2018
BETA SECURITIES S.A.	25/11/2013
<b>PETROPOULOS PETROS (CR)</b>	<b>Main Market</b>
EUROBANK EQUITIES INVESTMENT FIRM S.A	01/04/2019
PANTELAKIS SECURITIES S.A.	16/03/2020
<b>PIRAEUS FINANCIAL HOLD (CR)</b>	<b>Main Market</b>
ALPHA FINANCE INVESTMENT SERVICES SINGLE MEMBER SA	15/04/2019
EUROBANK EQUITIES INVESTMENT FIRM S.A	22/10/2006
EUROXX SECURITIES S.A.	15/02/2016
HELLENIC AMERICAN SECURITIES S.A.	25/07/2014
LEON DEPOLAS SECURITIES S.A.	30/11/2018
MERIT SECURITIES S.A	16/09/2013
NATIONAL SECURITIES S.A.	02/01/1900
PIRAEUS SECURITIES S. A.	16/02/2009
<b>PLAISIO COMPUTERS SA (CR)</b>	<b>Main Market</b>
EUROBANK EQUITIES INVESTMENT FIRM S.A	02/03/2015
<b>PPC (CR)</b>	<b>Main Market</b>
ALPHA FINANCE INVESTMENT SERVICES SINGLE MEMBER SA	09/01/2006
BETA SECURITIES S.A.	01/02/2021
EUROBANK EQUITIES INVESTMENT FIRM S.A	22/10/2006
HELLENIC AMERICAN SECURITIES S.A.	01/09/2014
MERIT SECURITIES S.A	06/11/2017
NATIONAL SECURITIES S.A.	02/01/1900
PIRAEUS SECURITIES S. A.	28/09/2009
<b>PREMA (CR)</b>	<b>Main Market</b>
BETA SECURITIES S.A.	01/06/2021

List of Stocks under Market Making operations

Securities	Market Maker	Start Market Making	Stock Category
<b>PROFILE SA (CR)</b>			<b>Main Market</b>
	PANTELAKIS SECURITIES S.A.	01/07/2019	
<b>QUEST HOLDINGS (CR)</b>			<b>Main Market</b>
	BETA SECURITIES S.A.	26/03/2018	
	EUROBANK EQUITIES INVESTMENT FIRM S.A	28/01/2019	
<b>TERNA ENERGY (CR)</b>			<b>Main Market</b>
	BETA SECURITIES S.A.	08/03/2021	
	EUROBANK EQUITIES INVESTMENT FIRM S.A	24/05/2021	
	PIRAEUS SECURITIES S. A.	09/12/2019	
<b>THRACE PLASTICS SA (CR)</b>			<b>Main Market</b>
	ALPHA FINANCE INVESTMENT SERVICES SINGLE MEMBER SA	26/03/2018	
	EUROBANK EQUITIES INVESTMENT FIRM S.A	26/03/2018	
<b>TITAN CEMENT (CB)</b>			<b>Main Market</b>
	BETA SECURITIES S.A.	01/02/2021	
	EUROBANK EQUITIES INVESTMENT FIRM S.A	06/11/2019	
	PIRAEUS SECURITIES S. A.	18/01/2021	
<b>TZIRAKIAN PROFIL (CR)</b>			<b>Main Market</b>
	LEON DEPOLAS SECURITIES S.A.	19/07/2021	
<b>UNIBIOS (CR)</b>			<b>Main Market</b>
	LEON DEPOLAS SECURITIES S.A.	01/02/2021	
<b>VIOHALCO SA/NV (CB)</b>			<b>Main Market</b>
	ALPHA FINANCE INVESTMENT SERVICES SINGLE MEMBER SA	11/03/2008	
	EUROBANK EQUITIES INVESTMENT FIRM S.A	04/03/2014	
	MERIT SECURITIES S.A	17/03/2014	

Underlying Asset				Derivatives Market													
Price max	Price min	Closing price	change	Delivery Month	Open price	Price max	Price min	Last price	Closing price	Last Bid	Last Ask	Fixing price*	Life high	Life low	Trades	Volume	Open Interest
<b>FTSE/Athex Large Cap</b>				(Trade Unit: 1 Index Point x 2€, Cash Settlement)													
2,162.89	2,150.81	2,161.64	0.32%	August 2021	2,150.00	2,159.00	2,139.00	2,154.00	2,154.00	---	---	---	2,207.25	---	67	259	5,239
				September 2021	2,154.00	2,157.00	2,138.50	2,145.50	2,145.50	---	---	---	2,169.50	---	9	95	302
				October 2021	---	---	---	---	2,162.50	---	---	---	---	---	---	---	---
				December 2021	---	---	---	---	2,170.00	---	---	---	---	---	---	---	---
				March 2022	---	---	---	---	2,181.00	---	---	---	---	---	---	---	---
				June 2022	---	---	---	---	2,192.00	---	---	---	---	---	---	---	---
<b>FTSE/Athex Banks</b>				(Trade Unit: 1 Index Point x 15€, Cash Settlement)													
561.13	555.75	559.37	0.50%	September 2021	---	---	---	---	556.00	---	---	---	569.25	---	---	---	6
				December 2021	---	---	---	---	560.50	---	---	---	---	---	---	---	---
				March 2022	---	---	---	---	563.50	---	---	---	---	---	---	---	---
				June 2022	---	---	---	---	566.25	---	---	---	---	---	---	---	---

Derivatives notes

Fixing prices and final open positions can be retrieved from the following path <http://www.helex.gr/el/web/guest/statistics-end-of-day-derivatives>

Underlying Asset				Derivatives Market													
Price max	Price min	Closing price	change	Delivery Month	Open price	Price max	Price min	Last price	Closing price	Last Bid	Last Ask	Fixing price*	Life high	Life low	Trades	Volume	Open Interest
<b>ADMIE (IPTO) HOLDING S.A. (CR)</b>				(Contract Size: 100 Securities, Physical Delivery)													
2.61	2.545	2.585	1.37%	September 2021	2.49	2.51	2.48	2.49	2.49	---	---	---	2.73	---	8	17	9,826
				December 2021	---	---	---	---	2.57	---	---	---	---	---	---	---	---
				March 2022	---	---	---	---	2.58	---	---	---	---	---	---	---	---
				June 2022	---	---	---	---	2.59	---	---	---	---	---	---	---	---
<b>ALPHA SERVICES HOLD (CR)</b>				(Contract Size: 100 Securities, Physical Delivery)													
1.153	1.138	1.1475	0.57%	September 2021	1.15	1.16	1.14	1.14	1.14	---	---	---	1.35	---	71	2,512	43,665
				December 2021	---	---	---	---	1.15	---	---	---	1.16	---	---	---	2
				March 2022	---	---	---	---	1.15	---	---	---	---	---	---	---	---
				June 2022	---	---	---	---	1.16	---	---	---	---	---	---	---	---
<b>ATTICA BANK S.A. (CR)</b>				(Contract Size: 100 Securities, Physical Delivery)													
0.1596	0.1546	0.1556	-0.26%	September 2021	---	---	---	---	0.157	---	---	---	0.225	---	---	---	197
				December 2021	---	---	---	---	0.157	---	---	---	---	---	---	---	---
				March 2022	---	---	---	---	0.158	---	---	---	---	---	---	---	---
				June 2022	---	---	---	---	0.159	---	---	---	---	---	---	---	---
<b>CC HBC AG (CR)</b>				(Contract Size: 100 Securities, Physical Delivery)													
31.84	31.65	31.75	0.28%	September 2021	31.74	31.74	31.69	31.69	31.69	---	---	---	32.56	---	3	7	257
				December 2021	---	---	---	---	31.89	---	---	---	---	---	---	---	---
				March 2022	---	---	---	---	32.05	---	---	---	---	---	---	---	---
				June 2022	---	---	---	---	32.21	---	---	---	---	---	---	---	---
<b>CENERGY HOLDINGS (CB)</b>				(Contract Size: 100 Securities, Physical Delivery)													
2.54	2.47	2.52	0.40%	September 2021	2.51	2.55	2.50	2.52	2.52	---	---	---	2.86	---	16	37	9,848
				December 2021	---	---	---	---	2.53	---	---	---	---	---	---	---	---
				March 2022	---	---	---	---	2.54	---	---	---	---	---	---	---	---
				June 2022	---	---	---	---	2.55	---	---	---	---	---	---	---	---
<b>ELLAKTOR (CR)</b>				(Contract Size: 118 Securities, Physical Delivery)													
1.435	1.351	1.422	5.18%	September 2021	1.35	1.39	1.35	1.38	1.38	---	---	---	1.47	1.19	51	401	8,206
				December 2021	1.40	1.40	1.40	1.40	1.40	---	---	---	1.49	---	1	2	18
				March 2022	---	---	---	---	1.37	---	---	---	---	---	---	---	---
				June 2022	---	---	---	---	1.38	---	---	---	---	---	---	---	---
<b>EUROBANK HOLDINGS (CR)</b>				(Contract Size: 100 Securities, Physical Delivery)													
0.8074	0.799	0.8046	0.58%	September 2021	0.810	0.810	0.800	0.800	0.800	---	---	---	0.867	---	23	372	39,485
				December 2021	---	---	---	---	0.808	---	---	---	0.828	---	---	---	2
				March 2022	---	---	---	---	0.810	---	---	---	---	---	---	---	---
				June 2022	---	---	---	---	0.814	---	---	---	---	---	---	---	---

Derivatives notes

Fixing prices and final open positions can be retrieved from the following path <http://www.helex.gr/el/web/guest/statistics-end-of-day-derivatives>

Underlying Asset				Derivatives Market													
Price max	Price min	Closing price	change	Delivery Month	Open price	Price max	Price min	Last price	Closing price	Last Bid	Last Ask	Fixing price*	Life high	Life low	Trades	Volume	Open Interest
<b>EYDAP S.A. (CR)</b>				(Contract Size: 100 Securities, Physical Delivery)													
7.9	7.7	7.84	1.82%	September 2021	7.82	7.84	7.82	7.84	7.84	---	---	---	8.88	---	7	10	1,023
				December 2021	---	---	---	---	7.76	---	---	---	---	---	---	---	---
				March 2022	---	---	---	---	7.79	---	---	---	---	---	---	---	---
				June 2022	---	---	---	---	7.83	---	---	---	---	---	---	---	---
<b>FOURLIS (CR)</b>				(Contract Size: 100 Securities, Physical Delivery)													
4.21	4.12	4.13	-1.43%	September 2021	4.22	4.23	4.15	4.15	4.15	---	---	---	4.70	---	40	129	2,546
				December 2021	---	---	---	---	4.22	---	---	---	---	---	---	---	---
				March 2022	---	---	---	---	4.24	---	---	---	---	---	---	---	---
				June 2022	---	---	---	---	4.26	---	---	---	---	---	---	---	---
<b>GEK TERNA (CR)</b>				(Contract Size: 100 Securities, Physical Delivery)													
9.57	9.42	9.51	0.53%	September 2021	9.52	9.56	9.49	9.55	9.55	---	---	---	10.22	---	16	96	8,615
				December 2021	---	---	---	---	9.53	---	---	---	---	---	---	---	---
				March 2022	---	---	---	---	9.58	---	---	---	---	---	---	---	---
				June 2022	---	---	---	---	9.62	---	---	---	---	---	---	---	---
<b>HELLENIC EXCHANGES-A.S.E. (CR)</b>				(Contract Size: 102 Securities, Physical Delivery)													
3.96	3.9	3.9	0.00%	September 2021	3.95	3.95	3.95	3.95	3.95	---	---	---	3.97	3.87	1	1	1,544
				December 2021	---	---	---	---	3.93	---	---	---	---	---	---	---	---
				March 2022	---	---	---	---	3.95	---	---	---	---	---	---	---	---
				June 2022	---	---	---	---	3.97	---	---	---	---	---	---	---	---
<b>HELLENIC PETROLEUM (CR)</b>				(Contract Size: 100 Securities, Physical Delivery)													
5.76	5.66	5.74	0.35%	September 2021	5.76	5.76	5.75	5.75	5.75	---	---	---	6.59	---	6	40	2,545
				December 2021	---	---	---	---	5.76	---	---	---	---	---	---	---	---
				March 2022	---	---	---	---	5.79	---	---	---	---	---	---	---	---
				June 2022	---	---	---	---	5.82	---	---	---	---	---	---	---	---
<b>INTRACOM HOLDINGS (CR)</b>				(Contract Size: 100 Securities, Physical Delivery)													
2.16	1.99	2.14	7.65%	September 2021	2.01	2.15	2.01	2.15	2.15	---	---	---	2.15	---	64	390	3,756
				December 2021	---	---	---	---	2.00	---	---	---	---	---	---	---	---
				March 2022	---	---	---	---	2.01	---	---	---	---	---	---	---	---
				June 2022	---	---	---	---	2.02	---	---	---	---	---	---	---	---
<b>JUMBO SA (CR)</b>				(Contract Size: 100 Securities, Physical Delivery)													
13.23	13.06	13.2	-0.83%	September 2021	13.22	13.22	13.08	13.21	13.21	---	---	---	15.77	---	24	92	2,183
				December 2021	---	---	---	---	13.41	---	---	---	---	---	---	---	---
				March 2022	---	---	---	---	13.47	---	---	---	---	---	---	---	---
				June 2022	---	---	---	---	13.54	---	---	---	---	---	---	---	---

Derivatives notes

Fixing prices and final open positions can be retrieved from the following path <http://www.helex.gr/el/web/guest/statistics-end-of-day-derivatives>



Underlying Asset				Derivatives Market													
Price max	Price min	Closing price	change	Delivery Month	Open price	Price max	Price min	Last price	Closing price	Last Bid	Last Ask	Fixing price*	Life high	Life low	Trades	Volume	Open Interest
<b>LAMDA DEVELOPMENT SA (CR)</b>				(Contract Size: 100 Securities, Physical Delivery)													
8.255	8.105	8.105	-0.67%	September 2021	8.25	8.25	8.15	8.15	8.15	---	---	---	8.45	---	18	36	5,538
				December 2021	---	---	---	---	8.27	---	---	---	8.26	---	---	---	22
				March 2022	---	---	---	---	8.26	---	---	---	---	---	---	---	---
				June 2022	---	---	---	---	8.30	---	---	---	---	---	---	---	---
<b>MARFIN INVESTMENT GROUP (CR)</b>				(Contract Size: 100 Securities, Physical Delivery)													
0.0328	0.0292	0.0328	13.10%	September 2021	0.030	0.033	0.030	0.033	0.033	---	---	---	0.033	---	46	1,068	25,039
				December 2021	---	---	---	---	0.029	---	---	---	---	---	---	---	---
				March 2022	---	---	---	---	0.029	---	---	---	---	---	---	---	---
				June 2022	---	---	---	---	0.030	---	---	---	---	---	---	---	---
<b>MOTOR OIL (CR)</b>				(Contract Size: 100 Securities, Physical Delivery)													
13.78	13.46	13.78	2.30%	September 2021	13.53	13.72	13.50	13.72	13.72	---	---	---	15.10	---	31	70	2,895
				December 2021	---	---	---	---	13.50	---	---	---	12.96	---	---	---	20
				March 2022	---	---	---	---	13.63	---	---	---	---	---	---	---	---
				June 2022	---	---	---	---	13.70	---	---	---	---	---	---	---	---
<b>MYTILINEOS (CR)</b>				(Contract Size: 100 Securities, Physical Delivery)													
15.99	15.64	15.69	-1.32%	September 2021	15.95	16.00	15.68	15.68	15.68	---	---	---	16.00	---	36	110	5,779
				December 2021	---	---	---	---	15.75	---	---	---	15.41	---	---	---	56
				March 2022	---	---	---	---	16.09	---	---	---	---	---	---	---	---
				June 2022	---	---	---	---	16.17	---	---	---	---	---	---	---	---
<b>NATIONAL BANK (CR)</b>				(Contract Size: 100 Securities, Physical Delivery)													
2.541	2.5	2.524	0.44%	September 2021	2.53	2.55	2.50	2.53	2.53	---	---	---	2.75	---	105	2,589	37,392
				December 2021	---	---	---	---	2.53	---	---	---	2.40	---	---	---	25
				March 2022	---	---	---	---	2.54	---	---	---	---	---	---	---	---
				June 2022	---	---	---	---	2.56	---	---	---	---	---	---	---	---
<b>OPAP (CR)</b>				(Contract Size: 100 Securities, Physical Delivery)													
12.26	11.94	12.26	1.83%	September 2021	12.00	12.28	12.00	12.28	12.28	---	---	---	13.34	---	29	77	1,934
				December 2021	---	---	---	---	12.13	---	---	---	---	---	---	---	---
				March 2022	---	---	---	---	12.19	---	---	---	---	---	---	---	---
				June 2022	---	---	---	---	12.25	---	---	---	---	---	---	---	---
<b>OTE (CR)</b>				(Contract Size: 100 Securities, Physical Delivery)													
15.84	15.59	15.8	-0.25%	September 2021	15.79	15.80	15.65	15.80	15.80	---	---	---	15.80	---	10	43	2,833
				December 2021	---	---	---	---	15.95	---	---	---	---	---	---	---	---
				March 2022	---	---	---	---	16.03	---	---	---	---	---	---	---	---
				June 2022	---	---	---	---	16.11	---	---	---	---	---	---	---	---

Derivatives notes

Fixing prices and final open positions can be retrieved from the following path <http://www.helex.gr/el/web/guest/statistics-end-of-day-derivatives>

Underlying Asset				Derivatives Market													
Price max	Price min	Closing price	change	Delivery Month	Open price	Price max	Price min	Last price	Closing price	Last Bid	Last Ask	Fixing price*	Life high	Life low	Trades	Volume	Open Interest
<b>P.P.A. S.A. (CR)</b>				(Contract Size: 100 Securities, Physical Delivery)													
19.96	19.68	19.82	-0.40%	September 2021	---	---	---	---	19.83	---	---	---	21.43	---	---	---	388
				December 2021	---	---	---	---	20.04	---	---	---	---	---	---	---	---
				March 2022	---	---	---	---	20.14	---	---	---	---	---	---	---	---
				June 2022	---	---	---	---	20.24	---	---	---	---	---	---	---	---
<b>PIRAEUS FINANCIAL HOLD (CR)</b>				(Contract Size: 6 Securities, Physical Delivery)													
1.445	1.428	1.44	0.21%	September 2021	1.44	1.45	1.43	1.44	1.44	---	---	---	1.77	---	67	13,374	322,018
				December 2021	1.42	1.42	1.42	1.42	1.42	---	---	---	1.79	---	1	1	27
				March 2022	---	---	---	---	1.45	---	---	---	---	---	---	---	---
				June 2022	---	---	---	---	1.46	---	---	---	---	---	---	---	---
<b>PPC (CR)</b>				(Contract Size: 100 Securities, Physical Delivery)													
9.4	9.27	9.355	0.59%	September 2021	9.30	9.41	9.27	9.34	9.34	---	---	---	9.47	---	98	531	14,756
				December 2021	---	---	---	---	9.38	---	---	---	8.98	---	---	---	15
				March 2022	---	---	---	---	9.41	---	---	---	---	---	---	---	---
				June 2022	---	---	---	---	9.46	---	---	---	---	---	---	---	---
<b>TERNA ENERGY (CR)</b>				(Contract Size: 100 Securities, Physical Delivery)													
11.84	11.56	11.7	-0.85%	September 2021	11.82	11.82	11.75	11.75	11.75	---	---	---	12.85	---	3	11	2,375
				December 2021	---	---	---	---	11.88	---	---	---	---	---	---	---	---
				March 2022	---	---	---	---	11.94	---	---	---	---	---	---	---	---
				June 2022	---	---	---	---	12.00	---	---	---	---	---	---	---	---
<b>TITAN CEMENT (CB)</b>				(Contract Size: 100 Securities, Physical Delivery)													
16.32	16.12	16.12	-0.25%	September 2021	16.23	16.31	16.18	16.18	16.18	---	---	---	17.38	---	4	9	844
				December 2021	---	---	---	---	16.40	---	---	---	16.40	---	---	---	20
				March 2022	---	---	---	---	16.36	---	---	---	---	---	---	---	---
				June 2022	---	---	---	---	16.44	---	---	---	---	---	---	---	---
<b>VIOHALCO SA/NV (CB)</b>				(Contract Size: 100 Securities, Physical Delivery)													
4.635	4.575	4.595	0.11%	September 2021	4.63	4.63	4.56	4.58	4.58	---	---	---	4.89	---	9	61	8,035
				December 2021	---	---	---	---	4.62	---	---	---	---	---	---	---	---
				March 2022	---	---	---	---	4.65	---	---	---	---	---	---	---	---
				June 2022	---	---	---	---	4.67	---	---	---	---	---	---	---	---

Derivatives notes

Fixing prices and final open positions can be retrieved from the following path <http://www.helex.gr/el/web/guest/statistics-end-of-day-derivatives>

FTSE/Athex Large Cap

(Trade Unit: 1 Index Point x 2€ - Exercise Style: European, Cash Settlement)

Exercise Price	Call Options														Put Options																				
	August 2021							September 2021							Other Months		August 2021							September 2021							Other Months		Exercise Price		
	Open price	Price max	Price min	Last price	Closing price	Volume	Open Interest	Open price	Price max	Price min	Last price	Closing price	Volume	Open Interest	Volume	Open Interest	Open price	Price max	Price min	Last price	Closing price	Volume	Open Interest	Open price	Price max	Price min	Last price	Closing price	Volume	Open Interest	Volume	Open Interest			
1,200	-	-	-	-	-	-	-	0.00	0.00	0.00	-	946.00	-	-	-	-	-	-	-	-	-	-	-	0.00	0.00	0.00	-	0.02	-	-	-	-		1,200	
1,225	-	-	-	-	-	-	-	0.00	0.00	0.00	-	921.00	-	-	-	-	-	-	-	-	-	-	-	0.00	0.00	0.00	-	0.01	-	-	-	-	1,225		
1,250	-	-	-	-	-	-	-	0.00	0.00	0.00	-	896.00	-	-	-	-	-	-	-	-	-	-	-	0.00	0.00	0.00	-	0.01	-	-	-	-	1,250		
1,275	-	-	-	-	-	-	-	0.00	0.00	0.00	-	871.00	-	-	-	-	-	-	-	-	-	-	-	0.00	0.00	0.00	-	0.01	-	-	-	-	1,275		
1,300	-	-	-	-	-	-	-	0.00	0.00	0.00	-	846.00	-	-	-	-	-	-	-	-	-	-	-	0.00	0.00	0.00	-	0.01	-	-	-	-	1,300		
1,325	-	-	-	-	-	-	-	0.00	0.00	0.00	-	821.00	-	-	-	-	-	-	-	-	-	-	-	0.00	0.00	0.00	-	0.01	-	-	-	-	1,325		
1,350	-	-	-	-	-	-	-	0.00	0.00	0.00	-	796.00	-	-	-	-	-	-	-	-	-	-	-	0.00	0.00	0.00	-	0.01	-	-	-	-	1,350		
1,375	-	-	-	-	-	-	-	0.00	0.00	0.00	-	771.00	-	-	-	-	-	-	-	-	-	-	-	0.00	0.00	0.00	-	0.01	-	-	-	-	1,375		
1,400	-	-	-	-	-	-	-	0.00	0.00	0.00	-	746.00	-	-	-	-	-	-	-	-	-	-	-	0.00	0.00	0.00	-	0.01	-	-	-	-	1,400		
1,425	-	-	-	-	-	-	-	0.00	0.00	0.00	-	721.00	-	-	-	-	-	-	-	-	-	-	-	0.00	0.00	0.00	-	0.01	-	-	-	-	1,425		
1,450	-	-	-	-	-	-	-	0.00	0.00	0.00	-	696.00	-	-	-	-	-	-	-	-	-	-	-	0.00	0.00	0.00	-	0.01	-	-	-	-	1,450		
1,475	-	-	-	-	-	-	-	0.00	0.00	0.00	-	671.00	-	-	-	-	-	-	-	-	-	-	-	0.00	0.00	0.00	-	0.01	-	-	-	-	1,475		
1,500	-	-	-	-	-	-	-	0.00	0.00	0.00	-	646.00	-	-	-	-	-	-	-	-	-	-	-	0.00	0.00	0.00	-	0.01	-	-	-	-	1,500		
1,525	-	-	-	-	-	-	-	0.00	0.00	0.00	-	621.00	-	-	-	-	-	-	-	-	-	-	-	0.00	0.00	0.00	-	0.01	-	-	-	-	1,525		
1,550	-	-	-	-	-	-	-	0.00	0.00	0.00	-	596.00	-	-	-	-	-	-	-	-	-	-	-	0.00	0.00	0.00	-	0.01	-	-	-	-	1,550		
1,575	-	-	-	-	-	-	-	0.00	0.00	0.00	-	571.00	-	-	-	-	-	-	-	-	-	-	-	0.00	0.00	0.00	-	0.01	-	-	-	-	1,575		
1,600	-	-	-	-	-	-	-	0.00	0.00	0.00	-	546.00	-	-	-	-	-	-	-	-	-	-	-	0.00	0.00	0.00	-	0.01	-	-	-	-	1,600		
1,625	-	-	-	-	-	-	-	0.00	0.00	0.00	-	521.00	-	-	-	-	-	-	-	-	-	-	-	0.00	0.00	0.00	-	0.01	-	-	-	-	1,625		
1,650	-	-	-	-	-	-	-	0.00	0.00	0.00	-	496.00	-	-	-	-	-	-	-	-	-	-	-	0.00	0.00	0.00	-	0.01	-	-	-	-	1,650		
1,675	-	-	-	-	-	-	-	0.00	0.00	0.00	-	472.00	-	-	-	-	-	-	-	-	-	-	-	0.00	0.00	0.00	-	0.01	-	-	-	-	1,675		
1,700	-	-	-	-	-	-	-	0.00	0.00	0.00	-	447.00	-	-	-	-	-	-	-	-	-	-	-	0.00	0.00	0.00	-	0.01	-	-	-	-	1,700		
1,725	-	-	-	-	-	-	-	0.00	0.00	0.00	-	422.00	-	-	-	-	-	-	-	-	-	-	-	0.00	0.00	0.00	-	0.01	-	-	-	-	1,725		
1,750	-	-	-	-	-	-	-	0.00	0.00	0.00	-	397.00	-	-	-	-	-	-	-	-	-	-	-	0.00	0.00	0.00	-	0.01	-	-	-	-	1,750		
1,775	-	-	-	-	-	-	-	0.00	0.00	0.00	-	372.00	-	-	-	-	-	-	-	-	-	-	-	0.00	0.00	0.00	-	0.02	-	-	-	-	1,775		
1,800	-	-	-	-	-	-	-	0.00	0.00	0.00	-	347.00	-	-	-	-	-	-	-	-	-	-	-	0.00	0.00	0.00	-	0.05	-	-	-	-	1,800		
1,825	-	-	-	-	-	-	-	0.00	0.00	0.00	-	322.00	-	-	-	-	-	-	-	-	-	-	-	0.00	0.00	0.00	-	0.11	-	-	-	-	1,825		
1,850	-	-	-	-	-	-	-	0.00	0.00	0.00	-	297.00	-	-	-	-	-	-	-	-	-	-	-	0.00	0.00	0.00	-	0.23	-	-	-	-	1,850		
1,875	0.00	0.00	0.00	-	273.00	-	-	0.00	0.00	0.00	-	272.00	-	-	-	-	-	-	-	-	-	-	-	0.00	0.00	0.00	-	0.45	-	-	-	-	1,875		
1,900	0.00	0.00	0.00	-	248.00	-	-	0.00	0.00	0.00	-	248.00	-	-	-	-	-	-	-	-	-	-	-	0.00	0.00	0.00	-	0.85	-	-	-	-	1,900		
1,925	0.00	0.00	0.00	-	223.00	-	-	0.00	0.00	0.00	-	224.00	-	-	-	-	-	-	-	-	-	-	-	0.00	0.00	0.00	-	1.50	-	-	-	-	1,925		
1,950	0.00	0.00	0.00	-	198.00	-	-	0.00	0.00	0.00	-	200.00	-	40	-	-	-	-	-	-	-	-	-	0.00	0.00	0.00	-	2.60	-	40	-	-	1,950		
1,975	0.00	0.00	0.00	-	173.00	-	20	0.00	0.00	0.00	-	176.00	-	60	-	-	-	-	-	-	-	-	-	0.00	0.00	0.00	-	4.30	-	21	-	-	1,975		
2,000	0.00	0.00	0.00	-	148.00	-	35	0.00	0.00	0.00	-	154.00	-	40	-	-	-	-	-	-	-	-	-	0.00	0.00	0.00	-	6.90	-	100	-	-	2,000		
2,050	0.00	0.00	0.00	-	100.00	-	77	0.00	0.00	0.00	-	113.00	-	20	-	-	-	-	-	-	-	-	-	0.00	0.00	0.00	-	15.25	-	-	-	-	2,050		
2,100	61.00	61.00	55.00	55.50	55.50	60	182	0.00	0.00	0.00	-	77.50	-	-	-	-	-	-	-	-	-	-	0.00	61.00	0.00	-	8.90	-	93	-	-	-	2,100		
2,150	27.00	27.00	27.00	27.00	27.00	10	180	0.00	0.00	0.00	-	49.50	-	75	-	-	-	-	-	-	-	-	-	0.00	27.00	20.50	20.50	20.50	20.50	20	168	-	-	-	2,150

FTSE/Athex Large Cap

(Trade Unit: 1 Index Point x 2€ - Exercise Style: European, Cash Settlement)

Call Options															Put Options																		
Exercise Price	August 2021							September 2021							Other Months		August 2021						September 2021						Other Months		Exercise Price		
	Open price	Price max	Price min	Last price	Closing price	Volume	Open Interest	Open price	Price max	Price min	Last price	Closing price	Volume	Open Interest	Volume	Open Interest	Open price	Price max	Price min	Last price	Closing price	Volume	Open Interest	Open price	Price max	Price min	Last price	Closing price	Volume	Open Interest		Volume	Open Interest
2,200	7.10	7.10	7.00	7.00	7.00	51	150	0.00	0.00	0.00	-	29.25	-	101			68.00	7.10	68.00	68.00	68.00	2	102	0.00	0.00	0.00	-	81.50	-	-			2,200
2,250	0.00	0.00	0.00	-	2.00	-	40	0.00	0.00	0.00	-	16.00	-	-			0.00	0.00	0.00	-	104.00	-	140	0.00	0.00	0.00	-	118.00	-	-			2,250
2,300	0.00	0.00	0.00	-	0.33	-	-	0.00	0.00	0.00	-	8.00	-	-			0.00	0.00	0.00	-	152.00	-	-	0.00	0.00	0.00	-	160.00	-	-			2,300
2,350	0.00	0.00	0.00	-	0.04	-	-	0.00	0.00	0.00	-	3.70	-	-			0.00	0.00	0.00	-	202.00	-	-	0.00	0.00	0.00	-	206.00	-	-			2,350
2,400	0.00	0.00	0.00	-	0.05	-	-	0.00	0.00	0.00	-	1.60	-	-			0.00	0.00	0.00	-	252.00	-	-	0.00	0.00	0.00	-	254.00	-	-			2,400
2,450	0.00	0.00	0.00	-	0.01	-	-	0.00	0.00	0.00	-	0.62	-	-			0.00	0.00	0.00	-	302.00	-	-	0.00	0.00	0.00	-	302.00	-	-			2,450
2,500	0.00	0.00	0.00	-	0.01	-	-	0.00	0.00	0.00	-	0.23	-	-			0.00	0.00	0.00	-	352.00	-	-	0.00	0.00	0.00	-	352.00	-	-			2,500
Totals:						121	684						0	336	0	0						22	878					3	226	0	5		
Number of Trades:						7							0		0							2					1		0				

ALPHA SERVICES HOLD (CR)

(Contract Size: 100 Securities, Exercise Style: American, Physical Delivery)

Call Options														Put Options																				
August 2021							September 2021							Other Months		August 2021							September 2021							Other Months				
Exercise Price	Open price	Price max	Price min	Last price	Closing price	Volume	Open Interest	Open price	Price max	Price min	Last price	Closing price	Volume	Open Interest	Volume	Open Interest	Open price	Price max	Price min	Last price	Closing price	Volume	Open Interest	Open price	Price max	Price min	Last price	Closing price	Volume	Open Interest	Volume	Open Interest	Exercise Price	
0.150						-	-	0.000	0.000	0.000	0.990	-	-				-	-	0.000	0.000	0.000	0.001	-	-									0.002	
0.200						-	-	0.000	0.000	0.000	0.940	-	-				-	-	0.000	0.000	0.000	0.001	-	-									0.002	
0.250						-	-	0.000	0.000	0.000	0.891	-	-				-	-	0.000	0.000	0.000	0.003	-	-									0.003	
0.300						-	-	0.000	0.000	0.000	0.841	-	-				-	-	0.000	0.000	0.000	0.001	-	-									0.003	
0.350						-	-	0.000	0.000	0.000	0.791	-	-				-	-	0.000	0.000	0.000	0.001	-	-									0.004	
0.400						-	-	0.000	0.000	0.000	0.741	-	-				-	-	0.000	0.000	0.000	0.001	-	-									0.004	
0.450						-	-	0.000	0.000	0.000	0.691	-	-				-	-	0.000	0.000	0.000	0.001	-	-									0.005	
0.500						-	-	0.000	0.000	0.000	0.641	-	-				-	-	0.000	0.000	0.000	0.001	-	-									0.005	
0.550						-	-	0.000	0.000	0.000	0.591	-	-				-	-	0.000	0.000	0.000	0.001	-	-									0.006	
0.600						-	-	0.000	0.000	0.000	0.541	-	-				-	-	0.000	0.000	0.000	0.001	-	-									0.006	
0.650	0.000	0.000	0.000		0.490	-	-	0.000	0.000	0.000	0.491	-	-				0.000	0.000	0.000	0.001	-	-	0.000	0.000	0.000	0.001	-	-					0.007	
0.700	0.000	0.000	0.000		0.440	-	-	0.000	0.000	0.000	0.442	-	-				0.000	0.000	0.000	0.001	-	-	0.000	0.000	0.000	0.001	-	-					0.007	
0.750	0.000	0.000	0.000		0.390	-	-	0.000	0.000	0.000	0.392	-	-				0.000	0.000	0.000	0.001	-	-	0.000	0.000	0.000	0.001	-	-					0.008	
0.800	0.000	0.000	0.000		0.341	-	-	0.000	0.000	0.000	0.343	-	-				0.000	0.000	0.000	0.001	-	-	0.000	0.000	0.000	0.001	-	-					0.008	
0.850	0.000	0.000	0.000		0.291	-	-	0.000	0.000	0.000	0.295	-	-				0.000	0.000	0.000	0.001	-	-	0.000	0.000	0.000	0.004	-	-					0.009	
0.900	0.000	0.000	0.000		0.243	-	-	0.000	0.000	0.000	0.250	-	-				0.000	0.000	0.000	0.003	-	-	0.000	0.000	0.000	0.008	-	-					0.009	
0.950	0.000	0.000	0.000		0.197	-	-	0.000	0.000	0.000	0.207	-	-				0.000	0.000	0.000	0.007	-	-	0.000	0.000	0.000	0.015	-	-					0.010	
1.000	0.000	0.000	0.000		0.155	-	-	0.000	0.000	0.000	0.168	-	-				0.000	0.000	0.000	0.014	-	-	0.000	0.000	0.000	0.026	-	-					0.010	
1.100	0.000	0.000	0.000		0.085	-	-	0.000	0.000	0.000	0.104	-	-				0.000	0.000	0.000	0.045	-	-	0.000	0.000	0.000	0.061	-	-					0.011	
1.200	0.000	0.000	0.000		0.041	-	-	0.000	0.000	0.000	0.058	-	-				0.000	0.000	0.000	0.100	-	-	0.000	0.000	0.000	0.116	-	-					0.012	
1.300	0.000	0.000	0.000		0.017	-	-	0.000	0.000	0.000	0.031	-	-				0.000	0.000	0.000	0.176	-	-	0.000	0.000	0.000	0.188	-	-					0.013	
1.400	0.000	0.000	0.000		0.006	-	-	0.000	0.000	0.000	0.014	-	-				0.000	0.000	0.000	0.265	-	-	0.000	0.000	0.000	0.272	-	-					0.014	
1.500	0.000	0.000	0.000		0.002	-	-	0.000	0.000	0.000	0.007	-	-				0.000	0.000	0.000	0.361	-	-	0.000	0.000	0.000	0.365	-	-					0.015	
1.600	0.000	0.000	0.000		0.001	-	-	0.000	0.000	0.000	0.003	-	-				0.000	0.000	0.000	0.460	-	-	0.000	0.000	0.000	0.461	-	-					0.016	
1.700	0.000	0.000	0.000		0.002	-	-	0.000	0.000	0.000	0.001	-	-				0.000	0.000	0.000	0.560	-	-	0.000	0.000	0.000	0.560	-	-					0.017	
1.800						-	-	0.000	0.000	0.000	0.001	-	-				-	-	0.000	0.000	0.000	0.660	-	-									0.018	
Totals:						0	0					0	0	0	0							0	0											0
Number of Trades:						0						0		0								0.00												0

NATIONAL BANK (CR)

(Contract Size: 100 Securities, Exercise Style: American, Physical Delivery)

Call Options														Put Options																																				
August 2021							September 2021							Other Months		August 2021							September 2021							Other Months																				
Exercise Price	Open price	Price max	Price min	Last price	Closing price	Volume	Open Interest	Open price	Price max	Price min	Last price	Closing price	Volume	Open Interest	Volume	Open Interest	Open price	Price max	Price min	Last price	Closing price	Volume	Open Interest	Open price	Price max	Price min	Last price	Closing price	Volume	Open Interest	Volume	Open Interest	Exercise Price																	
0.650						-	-	0.000	0.000	0.000	1.86	-	-				-	-	0.000	0.000	0.000	0.001	-	-									0.007																	
0.700						-	-	0.000	0.000	0.000	1.81	-	-				-	-	0.000	0.000	0.000	0.001	-	-									0.007																	
0.750						-	-	0.000	0.000	0.000	1.76	-	-				-	-	0.000	0.000	0.000	0.001	-	-									0.008																	
0.800						-	-	0.000	0.000	0.000	1.71	-	-				-	-	0.000	0.000	0.000	0.001	-	-									0.008																	
0.850						-	-	0.000	0.000	0.000	1.66	-	-				-	-	0.000	0.000	0.000	0.001	-	-									0.009																	
0.900						-	-	0.000	0.000	0.000	1.61	-	-				-	-	0.000	0.000	0.000	0.001	-	-									0.009																	
0.950						-	-	0.000	0.000	0.000	1.56	-	-				-	-	0.000	0.000	0.000	0.001	-	-									0.010																	
1.000						-	-	0.000	0.000	0.000	1.51	-	-				-	-	0.000	0.000	0.000	0.001	-	-									0.010																	
1.100						-	-	0.000	0.000	0.000	1.41	-	-				-	-	0.000	0.000	0.000	0.001	-	-									0.011																	
1.200						-	-	0.000	0.000	0.000	1.31	-	-				-	-	0.000	0.000	0.000	0.001	-	-									0.012																	
1.300						-	-	0.000	0.000	0.000	1.21	-	-				-	-	0.000	0.000	0.000	0.001	-	-									0.013																	
1.400						-	-	0.000	0.000	0.000	1.11	-	-				-	-	0.000	0.000	0.000	0.001	-	-									0.014																	
1.500						-	-	0.000	0.000	0.000	1.01	-	-				-	-	0.000	0.000	0.000	0.001	-	-									0.015																	
1.600	0.000	0.000	0.000		0.911	-	-	0.000	0.000	0.000	0.913	-	-				0.000	0.000	0.000	0.001	-	-	0.000	0.000	0.000	0.001	-	-					0.016																	
1.700	0.000	0.000	0.000		0.811	-	-	0.000	0.000	0.000	0.814	-	-				0.000	0.000	0.000	0.001	-	-	0.000	0.000	0.000	0.001	-	-					0.017																	
1.800	0.000	0.000	0.000		0.711	-	-	0.000	0.000	0.000	0.715	-	-				0.000	0.000	0.000	0.001	-	-	0.000	0.000	0.000	0.001	-	-					0.018																	
1.900	0.000	0.000	0.000		0.611	-	-	0.000	0.000	0.000	0.617	-	-				0.000	0.000	0.000	0.001	-	-	0.000	0.000	0.000	0.003	-	-					0.019																	
2.000	0.000	0.000	0.000		0.511	-	-	0.000	0.000	0.000	0.522	-	-				0.000	0.000	0.000	0.001	-	-	0.000	0.000	0.000	0.008	-	-					0.020																	
2.200	0.000	0.000	0.000		0.316	-	-	0.000	0.000	0.000	0.347	-	-				0.000	0.000	0.000	0.005	-	10	0.000	0.000	0.000	0.032	-	-					0.022																	
2.400	0.000	0.000	0.000		0.149	-	-	0.000	0.000	0.000	0.205	-	-				0.000	0.000	0.000	0.038	-	-	0.000	0.000	0.000	0.091	-	-					0.024																	
2.600	0.000	0.000	0.000		0.048	-	-	0.000	0.000	0.000	0.108	-	-				0.000	0.000	0.000	0.137	-	-	0.000	0.000	0.000	0.193	-	-					0.026																	
2.800	0.000	0.000	0.000		0.010	-	-	0.000	0.000	0.000	0.051	-	-				0.000	0.000	0.000	0.299	-	-	0.000	0.000	0.000	0.336	-	-					0.028																	
3.000	0.000	0.000	0.000		0.001	-	-	0.000	0.000	0.000	0.021	-	-				0.000	0.000	0.000	0.491	-	-	0.000	0.000	0.000	0.507	-	-					0.030																	
3.200	0.000	0.000	0.000		0.002	-	-	0.000	0.000	0.000	0.008	-	-				0.000	0.000	0.000	0.690	-	-	0.000	0.000	0.000	0.694	-	-					0.032																	
3.400	0.000	0.000	0.000		0.001	-	-	0.000	0.000	0.000	0.003	-	-				0.000	0.000	0.000	0.890	-	-	0.000	0.000	0.000	0.890	-	-					0.034																	
3.600	0.000	0.000	0.000		0.001	-	-	0.000	0.000	0.000	0.001	-	-				0.000	0.000	0.000	1.09	-	-	0.000	0.000	0.000	1.09	-	-					0.036																	
3.800	0.000	0.000	0.000		0.001	-	-	0.000	0.000	0.000	0.001	-	-				0.000	0.000	0.000	1.29	-	-	0.000	0.000	0.000	1.29	-	-					0.038																	
Totals:						0	0							0	0	0	0																0	10																
Number of Trades:						0								0		0																		0																

OPAP (CR)

(Contract Size: 100 Securities, Exercise Style: American, Physical Delivery)

Call Options														Put Options																			
August 2021							September 2021							Other Months		August 2021							September 2021							Other Months		Exercise Price	
Open price	Price max	Price min	Last price	Closing price	Volume	Open Interest	Open price	Price max	Price min	Last price	Closing price	Volume	Open Interest	Volume	Open Interest	Open price	Price max	Price min	Last price	Closing price	Volume	Open Interest	Open price	Price max	Price min	Last price	Closing price	Volume	Open Interest	Volume	Open Interest		
4.800					-	-	0.000	0.000	0.000		7.25	-	-			-	-	0.000	0.000	0.000		0.001	-	-								0.048	
5.200					-	-	0.000	0.000	0.000		6.85	-	-			-	-	0.000	0.000	0.000		0.001	-	-								0.052	
5.600					-	-	0.000	0.000	0.000		6.45	-	-			-	-	0.000	0.000	0.000		0.001	-	-								0.056	
6.000					-	-	0.000	0.000	0.000		6.05	-	-			-	-	0.000	0.000	0.000		0.001	-	-								0.060	
6.400					-	-	0.000	0.000	0.000		5.65	-	-			-	-	0.000	0.000	0.000		0.001	-	-								0.064	
6.800					-	-	0.000	0.000	0.000		5.25	-	-			-	-	0.000	0.000	0.000		0.001	-	-								0.068	
7.200					-	-	0.000	0.000	0.000		4.86	-	-			-	-	0.000	0.000	0.000		0.001	-	-								0.072	
7.600					-	-	0.000	0.000	0.000		4.46	-	-			-	-	0.000	0.000	0.000		0.002	-	-								0.076	
8.000					-	-	0.000	0.000	0.000		4.06	-	-			-	-	0.000	0.000	0.000		0.001	-	-								0.080	
8.400	0.000	0.000	0.000		3.64	-	-	0.000	0.000	0.000		3.66	-	-			0.000	0.000	0.000		0.001	-	-									0.084	
8.800	0.000	0.000	0.000		3.24	-	-	0.000	0.000	0.000		3.26	-	-			0.000	0.000	0.000		0.001	-	-									0.088	
9.200	0.000	0.000	0.000		2.85	-	-	0.000	0.000	0.000		2.86	-	-			0.000	0.000	0.000		0.001	-	-									0.092	
9.600	0.000	0.000	0.000		2.45	-	-	0.000	0.000	0.000		2.46	-	-			0.000	0.000	0.000		0.001	-	-									0.096	
10.000	0.000	0.000	0.000		2.05	-	-	0.000	0.000	0.000		2.07	-	-			0.000	0.000	0.000		0.001	-	-									0.100	
11.000	0.000	0.000	0.000		1.05	-	-	0.000	0.000	0.000		1.16	-	-			0.000	0.000	0.000		0.004	-	-									0.110	
12.000	0.000	0.000	0.000		0.238	-	-	0.000	0.000	0.000		0.493	-	-			0.000	0.000	0.000		0.192	-	100									0.120	
13.000	0.000	0.000	0.000		0.010	-	5	0.000	0.000	0.000		0.150	-	-			0.000	0.000	0.000		0.966	-	-									0.130	
14.000	0.000	0.000	0.000		0.001	-	5	0.000	0.000	0.000		0.033	-	-			0.000	0.000	0.000		1.96	-	-									0.140	
15.000	0.000	0.000	0.000		0.002	-	-	0.000	0.000	0.000		0.005	-	-			0.000	0.000	0.000		2.96	-	-									0.150	
16.000	0.000	0.000	0.000		0.002	-	-	0.000	0.000	0.000		0.001	-	-			0.000	0.000	0.000		3.96	-	-									0.160	
17.000	0.000	0.000	0.000		0.001	-	-	0.000	0.000	0.000		0.001	-	-			0.000	0.000	0.000		4.96	-	-									0.170	
18.000	0.000	0.000	0.000		0.023	-	-	0.000	0.000	0.000		0.001	-	-			0.000	0.000	0.000		5.96	-	-									0.180	
19.000	0.000	0.000	0.000		0.009	-	-	0.000	0.000	0.000		0.001	-	-			0.000	0.000	0.000		6.96	-	-									0.190	
Totals:					0	10						0	0		0	0						0	100							0	0	0	0
Number of Trades:					0							0		0									0.00							0		0	

OTE (CR)

(Contract Size: 100 Securities, Exercise Style: American, Physical Delivery)

Call Options														Put Options																			
August 2021							September 2021							Other Months		August 2021							September 2021							Other Months		Exercise Price	
Open price	Price max	Price min	Last price	Closing price	Volume	Open Interest	Open price	Price max	Price min	Last price	Closing price	Volume	Open Interest	Volume	Open Interest	Open price	Price max	Price min	Last price	Closing price	Volume	Open Interest	Open price	Price max	Price min	Last price	Closing price	Volume	Open Interest	Volume	Open Interest		
8.400					-	-	0.000	0.000	0.000		7.46	-	-			-	-	0.000	0.000	0.000		0.001	-	-								0.084	
8.800					-	-	0.000	0.000	0.000		7.06	-	-			-	-	0.000	0.000	0.000		0.001	-	-								0.088	
9.200					-	-	0.000	0.000	0.000		6.66	-	-			-	-	0.000	0.000	0.000		0.001	-	-								0.092	
9.600	0.000	0.000	0.000		6.25	-	-	0.000	0.000	0.000		6.26	-	-		0.000	0.000	0.000		0.001	-	-		0.000	0.000	0.000		0.001	-	-		0.096	
10.000	0.000	0.000	0.000		5.85	-	-	0.000	0.000	0.000		5.86	-	-		0.000	0.000	0.000		0.001	-	-		0.000	0.000	0.000		0.001	-	-		0.100	
11.000	0.000	0.000	0.000		4.85	-	-	0.000	0.000	0.000		4.86	-	-		0.000	0.000	0.000		0.001	-	-		0.000	0.000	0.000		0.001	-	-		0.110	
12.000	0.000	0.000	0.000		3.85	-	-	0.000	0.000	0.000		3.87	-	-		0.000	0.000	0.000		0.001	-	-		0.000	0.000	0.000		0.001	-	-		0.120	
13.000	0.000	0.000	0.000		2.85	-	-	0.000	0.000	0.000		2.87	-	-		0.000	0.000	0.000		0.001	-	-		0.000	0.000	0.000		0.004	-	-		0.130	
14.000	0.000	0.000	0.000		1.85	-	-	0.000	0.000	0.000		1.91	-	-		0.000	0.000	0.000		0.001	-	-		0.000	0.000	0.000		0.039	-	-		0.140	
15.000	0.000	0.000	0.000		0.879	-	-	0.000	0.000	0.000		1.07	-	-		0.000	0.000	0.000		0.031	-	-		0.000	0.000	0.000		0.202	-	-		0.150	
16.000	0.000	0.000	0.000		0.201	-	10	0.000	0.000	0.000		0.484	-	-		0.000	0.000	0.000		0.353	-	-		0.000	0.000	0.000		0.613	-	-		0.160	
17.000	0.000	0.000	0.000		0.014	-	-	0.000	0.000	0.000		0.167	-	-		0.000	0.000	0.000		1.17	-	-		0.000	0.000	0.000		1.30	-	-		0.170	
18.000	0.000	0.000	0.000		0.001	-	-	0.000	0.000	0.000		0.045	-	-		0.000	0.000	0.000		2.16	-	-		0.000	0.000	0.000		2.18	-	-		0.180	
19.000	0.000	0.000	0.000		0.001	-	-	0.000	0.000	0.000		0.009	-	-		0.000	0.000	0.000		3.16	-	-		0.000	0.000	0.000		3.16	-	-		0.190	
20.000	0.000	0.000	0.000		0.001	-	-	0.000	0.000	0.000		0.001	-	-		0.000	0.000	0.000		4.16	-	-		0.000	0.000	0.000		4.16	-	-		0.200	
22.000	0.000	0.000	0.000		0.001	-	-	0.000	0.000	0.000		0.002	-	-		0.000	0.000	0.000		6.16	-	-		0.000	0.000	0.000		6.16	-	-		0.220	
Totals:					0	10						0	0			0	0					0	0					0	0				
Number of Trades:					0							0	0			0.00							0									0	



PIRAEUS FINANCIAL HOLD (CR)

(Contract Size: 100 Securities, Exercise Style: American, Physical Delivery)

Call Options														Put Options																			
August 2021							September 2021							Other Months		August 2021							September 2021							Other Months		Exercise Price	
Open price	Price max	Price min	Last price	Closing price	Volume	Open Interest	Open price	Price max	Price min	Last price	Closing price	Volume	Open Interest	Volume	Open Interest	Open price	Price max	Price min	Last price	Closing price	Volume	Open Interest	Open price	Price max	Price min	Last price	Closing price	Volume	Open Interest	Volume	Open Interest		
0.150					-	-	0.000	0.000	0.000		1.29	-	-										0.000	0.000	0.000		0.021	-	-			0.002	
0.200					-	-	0.000	0.000	0.000		1.24	-	-										0.000	0.000	0.000		0.037	-	-			0.002	
0.250					-	-	0.000	0.000	0.000		1.19	-	-										0.000	0.000	0.000		0.054	-	-			0.003	
0.300					-	-	0.000	0.000	0.000		1.14	-	-										0.000	0.000	0.000		0.075	-	-			0.003	
0.350					-	-	0.000	0.000	0.000		1.09	-	-										0.000	0.000	0.000		0.097	-	-			0.004	
0.400					-	-	0.000	0.000	0.000		1.04	-	-										0.000	0.000	0.000		0.001	-	-			0.004	
0.450					-	-	0.000	0.000	0.000		0.991	-	-										0.000	0.000	0.000		0.002	-	-			0.005	
0.500					-	-	0.000	0.000	0.000		0.941	-	-										0.000	0.000	0.000		0.001	-	-			0.005	
0.550					-	-	0.000	0.000	0.000		0.891	-	-										0.000	0.000	0.000		0.001	-	-			0.006	
0.600					-	-	0.000	0.000	0.000		0.841	-	-										0.000	0.000	0.000		0.001	-	-			0.006	
0.650					-	-	0.000	0.000	0.000		0.791	-	-										0.000	0.000	0.000		0.002	-	-			0.007	
0.700					-	-	0.000	0.000	0.000		0.741	-	-										0.000	0.000	0.000		0.003	-	-			0.007	
0.750					-	-	0.000	0.000	0.000		0.692	-	-										0.000	0.000	0.000		0.001	-	-			0.008	
0.800					-	-	0.000	0.000	0.000		0.642	-	-										0.000	0.000	0.000		0.001	-	-			0.008	
0.850					-	-	0.000	0.000	0.000		0.592	-	-										0.000	0.000	0.000		0.001	-	-			0.009	
0.900	0.000	0.000	0.000		0.541	-	-	0.000	0.000	0.000		0.542	-	-			0.000	0.000	0.000		0.001	-	-	0.000	0.000	0.000		0.001	-	-			0.009
0.950	0.000	0.000	0.000		0.491	-	-	0.000	0.000	0.000		0.493	-	-			0.000	0.000	0.000		0.001	-	-	0.000	0.000	0.000		0.001	-	-			0.010
1.000	0.000	0.000	0.000		0.441	-	-	0.000	0.000	0.000		0.445	-	-			0.000	0.000	0.000		0.001	-	-	0.000	0.000	0.000		0.003	-	-			0.010
1.100	0.000	0.000	0.000		0.341	-	-	0.000	0.000	0.000		0.352	-	-			0.000	0.000	0.000		0.001	-	-	0.000	0.000	0.000		0.009	-	-			0.011
1.200	0.000	0.000	0.000		0.245	-	-	0.000	0.000	0.000		0.267	-	-			0.000	0.000	0.000		0.004	-	-	0.000	0.000	0.000		0.024	-	-			0.012
1.300	0.000	0.000	0.000		0.158	-	-	0.000	0.000	0.000		0.193	-	-			0.000	0.000	0.000		0.018	-	-	0.000	0.000	0.000		0.050	-	-			0.013
1.400	0.000	0.000	0.000		0.090	-	-	0.000	0.000	0.000		0.134	-	-			0.000	0.000	0.000		0.050	-	-	0.000	0.000	0.000		0.091	-	-			0.014
1.500	0.000	0.000	0.000		0.045	-	-	0.000	0.000	0.000		0.089	-	-			0.000	0.000	0.000		0.104	-	-	0.000	0.000	0.000		0.146	-	-			0.015
1.600	0.000	0.000	0.000		0.019	-	-	0.000	0.000	0.000		0.056	-	-			0.000	0.000	0.000		0.178	-	-	0.000	0.000	0.000		0.213	-	-			0.016
1.700	0.000	0.000	0.000		0.007	-	-	0.000	0.000	0.000		0.034	-	-			0.000	0.000	0.000		0.266	-	-	0.000	0.000	0.000		0.291	-	-			0.017
1.800	0.000	0.000	0.000		0.002	-	-	0.000	0.000	0.000		0.020	-	-			0.000	0.000	0.000		0.362	-	-	0.000	0.000	0.000		0.377	-	-			0.018
1.900	0.000	0.000	0.000		0.001	-	-	0.000	0.000	0.000		0.011	-	-			0.000	0.000	0.000		0.460	-	-	0.000	0.000	0.000		0.469	-	-			0.019
2.000	0.000	0.000	0.000		0.001	-	-	0.000	0.000	0.000		0.006	-	-			0.000	0.000	0.000		0.560	-	-	0.000	0.000	0.000		0.564	-	-			0.020
2.200	0.000	0.000	0.000		0.001	-	-	0.000	0.000	0.000		0.002	-	-			0.000	0.000	0.000		0.760	-	-	0.000	0.000	0.000		0.760	-	-			0.022
2.400					-	-	0.000	0.000	0.000		0.001	-	-										0.000	0.000	0.000		0.960	-	-			0.024	
2.600					-	-	0.000	0.000	0.000		0.001	-	-										0.000	0.000	0.000		1.16	-	-			0.026	
2.800					-	-	0.000	0.000	0.000		0.001	-	-										0.000	0.000	0.000		1.36	-	-			0.028	
3.000					-	-	0.000	0.000	0.000		0.001	-	-										0.000	0.000	0.000		1.56	-	-			0.030	
3.200					-	-	0.000	0.000	0.000		0.001	-	-										0.000	0.000	0.000		1.76	-	-			0.032	
3.400					-	-	0.000	0.000	0.000		0.004	-	-										0.000	0.000	0.000		1.96	-	-			0.034	
3.600					-	-	0.000	0.000	0.000		0.003	-	-										0.000	0.000	0.000		2.16	-	-			0.036	

PIRAEUS FINANCIAL HOLD (CR)

(Contract Size: 100 Securities, Exercise Style: American, Physical Delivery)

Call Options															Put Options																				
August 2021							September 2021					Other Months			August 2021					September 2021					Other Months										
Exercise Price	Open price	Price max	Price min	Last price	Closing price	Volume	Open Interest	Open price	Price max	Price min	Last price	Closing price	Volume	Open Interest	Volume	Open Interest	Open price	Price max	Price min	Last price	Closing price	Volume	Open Interest	Open price	Price max	Price min	Last price	Closing price	Volume	Open Interest	Volume	Open Interest	Exercise Price		
3.800						-	-	0.000	0.000	0.000		0.002	-	-										0.000	0.000	0.000		2.36	-	-			0.038		
4.000						-	-	0.000	0.000	0.000		0.001	-	-										0.000	0.000	0.000		2.56	-	-			0.040		
4.400						-	-	0.000	0.000	0.000		0.001	-	-										0.000	0.000	0.000		2.96	-	-			0.044		
4.800						-	-	0.000	0.000	0.000		0.001	-	-										0.000	0.000	0.000		3.36	-	-			0.048		
5.200						-	-	0.000	0.000	0.000		0.001	-	-										0.000	0.000	0.000		3.76	-	-			0.052		
5.600						-	-	0.000	0.000	0.000		0.001	-	-										0.000	0.000	0.000		4.16	-	-			0.056		
6.000						-	-	0.000	0.000	0.000		0.002	-	-										0.000	0.000	0.000		4.56	-	-			0.060		
6.400						-	-	0.000	0.000	0.000		0.002	-	-										0.000	0.000	0.000		4.96	-	-			0.064		
6.800						-	-	0.000	0.000	0.000		0.001	-	-										0.000	0.000	0.000		5.36	-	-			0.068		
Totals:						0	0						0	0	0	0							0	0							0	0			
Number of Trades:						0							0		0								0.00								0		0		

PPC (CR)

(Contract Size: 100 Securities, Exercise Style: American, Physical Delivery)

Call Options														Put Options																			
August 2021							September 2021							Other Months		August 2021							September 2021							Other Months		Exercise Price	
Open price	Price max	Price min	Last price	Closing price	Volume	Open Interest	Open price	Price max	Price min	Last price	Closing price	Volume	Open Interest	Volume	Open Interest	Open price	Price max	Price min	Last price	Closing price	Volume	Open Interest	Open price	Price max	Price min	Last price	Closing price	Volume	Open Interest	Volume	Open Interest		
3.400					-	-	0.000	0.000	0.000		5.91	-	-			-	-	0.000	0.000	0.000		0.001	-	-								0.034	
3.600					-	-	0.000	0.000	0.000		5.71	-	-			-	-	0.000	0.000	0.000		0.001	-	-								0.036	
3.800					-	-	0.000	0.000	0.000		5.51	-	-			-	-	0.000	0.000	0.000		0.001	-	-								0.038	
4.000					-	-	0.000	0.000	0.000		5.31	-	-			-	-	0.000	0.000	0.000		0.001	-	-								0.040	
4.400					-	-	0.000	0.000	0.000		4.91	-	-			-	-	0.000	0.000	0.000		0.001	-	-								0.044	
4.800					-	-	0.000	0.000	0.000		4.51	-	-			-	-	0.000	0.000	0.000		0.001	-	-								0.048	
5.200					-	-	0.000	0.000	0.000		4.11	-	-			-	-	0.000	0.000	0.000		0.001	-	-								0.052	
5.600					-	-	0.000	0.000	0.000		3.71	-	-			-	-	0.000	0.000	0.000		0.001	-	-								0.056	
6.000					-	-	0.000	0.000	0.000		3.31	-	-			-	-	0.000	0.000	0.000		0.001	-	-								0.060	
6.400	0.000	0.000	0.000		2.90	-	-	0.000	0.000	0.000		2.91	-	-			0.000	0.000	0.000		0.001	-	-			0.000	0.000	0.000		0.001	-	-	0.064
6.800	0.000	0.000	0.000		2.50	-	-	0.000	0.000	0.000		2.51	-	-			0.000	0.000	0.000		0.002	-	-			0.000	0.000	0.000		0.001	-	-	0.068
7.200	0.000	0.000	0.000		2.10	-	-	0.000	0.000	0.000		2.12	-	-			0.000	0.000	0.000		0.001	-	-			0.000	0.000	0.000		0.002	-	-	0.072
7.600	0.000	0.000	0.000		1.70	-	-	0.000	0.000	0.000		1.72	-	-			0.000	0.000	0.000		0.001	-	-			0.000	0.000	0.000		0.007	-	-	0.076
8.000	0.000	0.000	0.000		1.30	-	-	0.000	0.000	0.000		1.34	-	-			0.000	0.000	0.000		0.001	-	5			0.000	0.000	0.000		0.027	-	-	0.080
8.400	0.000	0.000	0.000		0.908	-	-	0.000	0.000	0.000		0.993	-	-			0.000	0.000	0.000		0.004	-	5			0.000	0.000	0.000		0.076	-	-	0.084
8.800	0.000	0.000	0.000		0.538	-	55	0.000	0.000	0.000		0.687	-	-			0.000	0.000	0.000		0.033	-	3			0.000	0.000	0.000		0.169	-	-	0.088
9.200	0.000	0.000	0.000		0.248	-	325	0.000	0.000	0.000		0.444	-	45			0.000	0.000	0.000		0.143	-	-			0.000	0.000	0.000		0.326	-	-	0.092
9.600	0.000	0.000	0.000		0.081	-	22	0.000	0.000	0.000		0.263	-	126			0.000	0.000	0.000		0.377	-	-			0.000	0.000	0.000		0.545	-	-	0.096
10.000	0.000	0.000	0.000		0.018	-	-	0.121	0.121	0.121	0.121	0.121	5	-			0.000	0.000	0.000		0.714	-	-			0.000	0.000	0.000		0.830	-	-	0.100
11.000	0.000	0.000	0.000		0.001	-	-	0.000	0.000	0.000		0.024	-	-			0.000	0.000	0.000		1.70	-	-			0.000	0.000	0.000		1.71	-	-	0.110
12.000	0.000	0.000	0.000		0.001	-	-	0.000	0.000	0.000		0.002	-	-			0.000	0.000	0.000		2.70	-	-			0.000	0.000	0.000		2.70	-	-	0.120
13.000	0.000	0.000	0.000		0.001	-	-	0.000	0.000	0.000		0.001	-	-			0.000	0.000	0.000		3.70	-	-			0.000	0.000	0.000		3.70	-	-	0.130
14.000					-	-	0.000	0.000	0.000		0.001	-	-			-	-	0.000	0.000	0.000		4.70	-	-								0.140	
Totals:					0	402						5	171	0	0							0	13							0	33	0	0
Number of Trades:					0							1	0										0.00							0		0	

Lending Products	Underlying Title	Open Interest[5]	Multilateral Transactions[1]				Bilateral Transactions[2]		Stock Borrowing through OTC (volume)[3]	
			Volume(Offered)	Average Weighted	Transactions volume	Average Weighted	Transactions Volume	Average Weighted	Transactions Volume	
ADMIEBOR	ADMIE (IPTO) HOLDING S.A. (CR)	11,200	---	---	---	---	---	---	97,413	
AEGNBOR	AEGEAN AIRLINES (CR)	3,666	---	---	227	3.30%	---	---	21,764	
ALPHABOR	ALPHA SERVICES HOLD (CR)	---	---	---	---	---	---	---	83,458,011	
ALMYBOR	ALUMIL (CR)	---	---	---	---	---	---	---	---	
TATTBOR	ATTICA BANK S.A. (CR)	7,050	---	---	---	---	---	---	370	
EEEBOR	CC HBC AG (CR)	3,988	---	---	---	---	---	---	70,546	
CENERBOR	CENERGY HOLDINGS (CB)	---	---	---	---	---	---	---	---	
ELLAKTORBOR	ELLAKTOR (CR)	71,313	---	---	4,306	5.31%	---	---	4,898	
EUROBBOR	EUROBANK HOLDINGS (CR)	76,000	---	---	---	---	---	---	53,490,151	
EYDAPBOR	EYDAP S.A. (CR)	7,266	---	---	---	---	---	---	236,271	
FFGRPBOR	FOLLI FOLLIE (CR)	---	---	---	---	---	---	---	897,835	
FOYRKBOR	FOURLIS (CR)	---	---	---	---	---	---	---	48,250	
GEKTERNABOR	GEK TERNA (CR)	---	---	---	---	---	---	---	1,293	
SARBOR	GR. SARANTIS S.A. (CR)	---	---	---	---	---	---	---	11,390	
EXAEBOR	HELLENIC EXCHANGES-A.S.E. (CR)	13,000	---	---	---	---	---	---	151,824	
ELPEBOR	HELLENIC PETROLEUM (CR)	---	---	---	---	---	---	---	80,043	
INTRKBOR	INTRACOM HOLDINGS (CR)	30,004	---	---	---	---	---	---	---	
BELABOR	JUMBO SA (CR)	---	---	---	---	---	---	---	80,330	
LAMDABOR	LAMDA DEVELOPMENT SA (CR)	---	---	---	---	---	---	---	3,400	
MIGBOR	MARFIN INVESTMENT GROUP (CR)	---	---	---	---	---	---	---	794,474	
MOHBOR	MOTOR OIL (CR)	1,500	---	---	---	---	---	---	293,072	
MYTILBOR	MYTILINEOS (CR)	1,000	---	---	---	---	---	---	48,524	
ETEBOR	NATIONAL BANK (CR)	---	---	---	---	---	---	---	9,244,756	
OPAPBOR	OPAP (CR)	3,000	---	---	---	---	---	---	1,462,453	
HTOBOR	OTE (CR)	8,000	---	---	---	---	---	---	1,344,376	
PPABOR	P.P.A. S.A. (CR)	544	---	---	---	---	---	---	10,401	
TPEIRBOR	PIRAEUS FINANCIAL HOLD (CR)	---	---	---	---	---	---	---	5,207,998	
PLAISBOR	PLAISIO COMPUTERS SA (CR)	---	---	---	---	---	---	---	4,000	
PPCBOR	PPC (CR)	44,409	---	---	---	---	---	---	1,610,106	
QUALBOR	QUALITY & RELIABILITY SA (CR)	---	---	---	---	---	---	---	---	
TENERGYBOR	TERNA ENERGY (CR)	---	---	---	---	---	---	---	12,892	

## Stock Lending Notes

[1] - Multilateral contracts Lending or Borrowing as per Methods 8-1, 8-2 and 8-3-3 (According to ATHEX BoD Resolution No.17)

[2] - Bilateral Contracts Lending or Borrowing as per Methods 8-3-1 and 8-3-2 (According to ATHEX BoD Resolution No.20 )

[3] - The information concerning OTC Stock Borrowing Transactions is based on the statements of the Dematerialised Securities System (DSS) operators involved and refers to volumes that have been registered up until the previous working day.

[4] - Average Price (Volume weighted)

[5] - The Data concerning Open Interest before the start of trading session

Lending Products	Underlying Title	Open Interest[5]	Multilateral Transactions[1]				Bilateral Transactions[2]		Stock Borrowing through OTC (volume)[3]	
			Volume(Offered)	Average Weighted	Transactions volume	Average Weighted	Transactions Volume	Average Weighted	Transactions Volume	
TITCBOR	TITAN CEMENT (CB)	1,500	---	---	---	---	---	---	243,470	
VIOBOR	VIOHALCO SA/IV (CB)	4,400	---	---	---	---	---	---	---	

## Stock Lending Notes

[1] - Multilateral contracts Lending or Borrowing as per Methods 8-1, 8-2 and 8-3-3 (According to ATHEX BoD Resolution No.17)

[2] - Bilateral Contracts Lending or Borrowing as per Methods 8-3-1 and 8-3-2 (According to ATHEX BoD Resolution No.20 )

[3] - The information concerning OTC Stock Borrowing Transactions is based on the statements of the Dematerialised Securities System (DSS) operators involved and refers to volumes that have been registered up until the previous working day.

[4] - Average Price (Volume weighted)

[5] - The Data concerning Open Interest before the start of trading session

## Sectors codification for listed companies

12003-	ETF	10101010	Computer Services
10101015	Software	10102030	Computer Hardware
15101010	Telecommunications Equipment	15102015	Telecommunications Services
20101010	Health Care Facilities	20101025	Health Care Services
20102010	Medical Equipment	20103015	Pharmaceuticals
30101010	Banks	30202000	Diversified Financial Services
30202010	Asset Managers & Custodians	30202015	Investment Services
30302010	Full Line Insurance	30302015	Insurance Brokers
30302025	Property and Casualty Insurance	35101010	Real Estate Holding and Development
35101015	Real Estate Services	35102000	Diversified REITs
35102030	Office REITs	40201040	Rental & Leasing Services: Consumer
40202010	Home Construction	40202015	Household Furnishings
40202020	Household Appliance	40203040	Electronic Entertainment
40203045	Toys	40204020	Clothing & Accessories
40301010	Entertainment	40301030	Publishing
40301035	Radio & TV Broadcasters	40401010	Diversified Retailers
40401020	Apparel Retailers	40401025	Home Improvement Retailers
40401030	Specialty Retailers	40501010	Airlines
40501015	Travel & Tourism	40501020	Casinos & Gambling
40501025	Hotels & Motels	45101015	Distillers & Vintners
45101020	Soft Drinks	45102010	Farming Fishing Ranching & Plantations
45102020	Food Products	45103010	Tobacco
45201010	Food Retailers & Wholesalers	45201020	Personal Products
50101010	Construction	50101030	Cement
50101035	Building Materials: Other	50202010	Electrical Components
50203000	Diversified Industrials	50203015	Plastics
50203030	Containers & Packaging	50204000	Machinery: Industrial
50204020	Machinery: Construction & Handling	50205010	Industrial Suppliers
50205020	Back Office Support HR & Consulting	50205030	Forms & Bulk Printing Services
50206015	Commercial Vehicles & Parts	50206030	Marine Transportation
50206060	Transportation Services	55101000	Diversified Materials
55101020	Textile Products	55102000	General Mining
55102010	Iron & Steel	55102015	Metal Fabricating
55102035	Aluminum	60101000	Integrated Oil & Gas
60101020	Oil Refining and Marketing	65101010	Alternative Electricity
65101015	Conventional Electricity	65102030	Water



**ATHEX**  
Athens Stock Exchange

Λεωφ. Αθηνών 110 104 42 Αθήνα  
110, Athinon Ave. GR 104 42 Athens  
tel. (+30)210-33.66.800, fax (+30)210-33.66.101  
[www.athexgroup.gr](http://www.athexgroup.gr)