

21

Ημερήσιο Δελτίο  
Συναλλακτικής Δραστηριότητας

Daily Official List  
of Trading Activity

Thursday, 15 July, 2021

Year: 142 Trading Day No: 130



**ATHEXGROUP**  
Athens Exchange Group

**Disclaimer:**

Hellenic Exchanges-Athens Stock Exchange S.A endeavours to ensure that the data and other material ("Information") presented on the Daily Official List are accurate and complete, but it is not liable for any errors or omissions of data or /and for the accuracy, credibility, updating and completeness of the aforesaid information nor it has any liability arising directly or indirectly from the use of the above Information.

The Company is not liable for the accuracy of the data included in listed companies' announcements. Only the sender of such an announcement is fully and solely liable for any infringement of third party's rights from the content of such announcement. All contents of the Daily Official List are provided only for information purposes and do not constitute investment advice or solicitation to invest in securities or other products listed for trading on the Exchange.

You acknowledge and agree that the Company is the owner of any property rights related to any Information appearing on the Daily Official List including intellectual property rights copyright, trademarks, etc.

The above data are a property of the Hellenic Exchanges-Athens Exchange and are copyright protected. Users are forbidden to reproduce, modify, copy, sale, transmit or redistribute, by all reproduction means and methods, part or the whole of the above data, without reference to their source.

The commercial exploitation of these data is, also, forbidden by third parties. Hellenic Exchanges-Athens Exchange does not carry any responsibility, direct or indirect, derived from usage or accidental alteration of the above data when used by third parties.

---

**Hellenic Exchanges – Athens Stock Exchange S.A.**

110 Athinon Ave., 10442 Athens, Tel: (210) 33.66.800, Fax: (210) 32.13.938

[www.athexgroup.gr](http://www.athexgroup.gr)

---

**Thessalonica Stock Exchange Center (T.S.E.C)**

16-18 Katouni Str., Thessalonica 546 25 Tel: (2310) 567.667, Fax: (2310) 530.545

**Athex Members Guarantee Fund**

14-16 Fidiou Str., Athens 106 78, Tel: (210) 33.04.682, Fax: (210) 33.04.155

**Hellenic Republic Capital Market Commission**

1 Kolokotroni Str. & 1 Stadiou Str., Athens 10562 Tel: (210) 33.77.100 Fax: (210) 33.77.173

---

**Table of Contents**

---

**Section 1: Statistical Figures of Securities, Derivatives and Lending**

Summary of Markets

Athex Indices

Analytic Figures for Athex Market's Boards and Categories

Trading Details by Athex Sectors and Financial Instruments (ETFs)

Top 10 best &amp; worst performing Shares

Derivatives Summary

**Section 2: Analytic Figures of Shares Transactions**

Analytic Figures of Shares Transactions

Shares' Notes

**Section 3: Figures of Securities Transactions**

Securities Blocks Details

Shares Rights Details

Stock Borrowing

Forced Sales Details

Forced Sales Registered Shares

Exchange Traded Funds (ETFs) Characteristics

**Section 5: Bonds traded in Fixed Income Assets Market**

Convertible Corporate Bonds - Regulated Market

Non Convertible Corporate Bonds - Regulated Market

Government Bonds

Treasury Bills &amp; Zero Coupon Government Bonds

Government Bonds Traded with the Open Outcry Method

State Banks Bonds

**Section 6: Additional Infos**

Athex &amp; ATHEXClear Members List

List of Stocks under Market Making operations

**Section 7: Derivatives Market Analytic Figures**

Index Futures

Stock Futures

Index Options

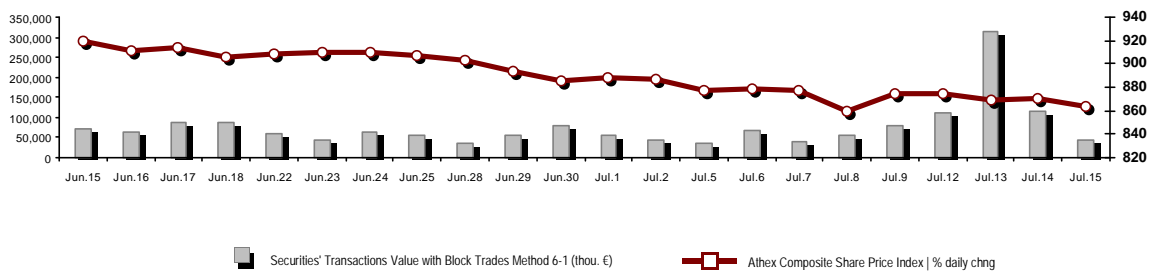
Stock Options

Stock Lending Analytic Figures

**Appendix A: Sectors codification for listed companies**

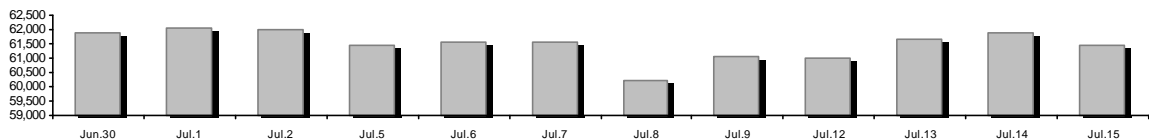
## Summary of Markets

Athex Composite Share Price Index vs Shares and Derivatives Transactions Value

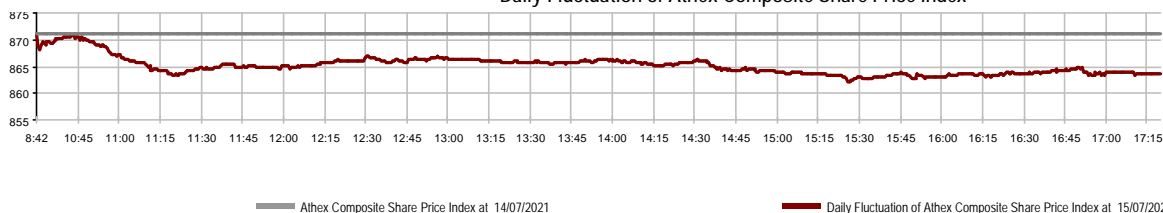


Athex Capitalisation (mill. €) **:	61,471.27	Derivatives Total Open Interest	550,354
Daily change: mill. €   %	-428.03 -0.69%	in Index Futures   % daily chng	6,051 14.36%
Yearly Avg Capitalisation: mill. €   % chng prev year Avg	57,802.48 21.97%	in Stock Futures   % daily chng	541,990 -0.30%
Athex Composite Share Price Index   % daily chng	863.78 -0.84%	in Index Options   % daily chng	1,502 2.74%
Athex Composite Share Price Index Capitalisation (mill. €)	56,039.16	in Stock Options   % daily chng	811 14.06%
Daily change (mill. €)	-389.92		
Securities' Transactions Value with Block Trades Method 6-1 (t)	45,198.63	Derivatives Contracts Volume:	12,277
Daily change: %	-69,453.51 -60.58%	Daily change: pieces   %	-23,642 -65.82%
YtD Avg Trans. Value: thou. €   % chng prev year Avg	80,911.27 26.34%	YtD Avg Derivatives Contracts % chng prev year Avg	65,291 62.98%
Blocks Transactions Value of Method 6-1 (thou. €)	1,257.40	Derivatives Trades Number:	1,304
Blocks Transactions Value of Method 6-2 & 6-3 (thou. €)	852.75	Daily change: number   %	32 2.52%
Bonds Transactions Value (thou.€)	1,214.78	YtD Avg Trades number % chng prev year Avg	2,601 -2.01%
Securities' Transactions Volume with Block Trades Method 6-1 (tho)	22,989.71	Lending Total Open Interest	372,308
Daily change: thou. pieces   %	-64,066.19 -73.59%	Daily change: pieces   %	27,341 7.93%
YtD Avg Volume: % chng prev year Avg	43,675.22 6.29%	Lending Volume (Multilateral/Bilateral)	49,116
Blocks Transactions Volume of Method 6-1 (thou. Pieces)	580.00	Daily change: pieces   %	-766,075
Blocks Transactions Volume of Method 6-2 & 6-3 (thou. Pieces)	750.00	Multilateral Lending	35,116
Bonds Transactions Volume	1,196,000	Bilateral Lending	14,000
Securities' Trades Number with Block Trades Method 6-1	22,327	Lending Trades Number:	34
Daily change: number   %	-6,013 -21.22%	Daily change: %	9
YtD Avg Trades number % chng prev year Avg	34,366 5.30%	Multilateral Lending Trades Number	32
Number of Blocks Method 6-1	3	Bilateral Lending Trades Number	2
Number of Blocks Method 6-2 & 6-3	1		
Number of Bonds Transactions	74		

Athex Capitalisation (mill. €) \*\*



Daily Fluctuation of Athex Composite Share Price Index



## Athex Indices

Index name	15/07/2021	14/07/2021	pts.	%	Min	Max	Year min	Year max	Year change
Athex Composite Share Price Index	863.78 €	871.07	-7.29	-0.84%	862.17	871.07	726.02	928.29	6.77% #
FTSE/Athex Large Cap	2,076.13 €	2,098.71	-22.58	-1.08%	2,073.77	2,098.71	1,718.82	2,259.27	7.31% #
FTSE/Athex Mid Cap Index	1,406.03 #	1,404.77	1.26	0.09%	1,396.04	1,407.93	1,026.21	1,449.88	26.97% #
FTSE/ATHEX-CSE Banking Index	405.38 €	415.00	-9.62	-2.32%	404.32	415.00	306.88	483.96	3.20% #
FTSE/ATHEX High Dividend Yield Index	2,951.97 €	2,968.65	-16.68	-0.56%	2,945.77	2,969.89	2,542.41	3,164.68	9.17% #
FTSE/ATHEX Global Traders Index Plus	2,404.60 €	2,411.72	-7.12	-0.30%	2,396.09	2,415.75	1,943.84	2,551.34	14.43% #
FTSE/ATHEX Mid & Small Cap Factor-Weighted Ind	3,667.72 €	3,689.86	-22.14	-0.60%	3,644.75	3,699.15	2,996.13	3,825.23	17.40% #
ATHEX Select Index Plus	3,340.18 €	3,349.05	-8.87	-0.26%	3,320.73	3,355.30	2,805.20	3,543.49	8.43% #
ATHEX Select Index	3,877.89 €	3,901.33	-23.44	-0.60%	3,862.86	3,906.16	2,785.00	3,975.66	28.08% #
FTSE/Athex Market Index	518.14 €	522.07	-3.93	-0.75%	517.23	522.07	424.25	554.33	9.40% #
FTSE Med Index	5,149.37 #	5,138.31	11.06	0.22%			4,489.55	5,216.49	13.54% #
Athex Composite Index Total Return Index	1,472.64 €	1,485.06	-12.42	-0.84%	1,469.88	1,485.06	1,220.96	1,563.52	8.24% #
FTSE/Athex Large Cap Total Return	3,205.22 €	3,240.08	-34.86	-1.08%			2,707.58	3,431.53	7.94% #
FTSE/Athex Mid Cap Total Return	1,801.08 #	1,799.47	1.61	0.09%			1,313.08	1,850.06	29.57% #
FTSE/ATHEX-CSE Banking Total Return Index	349.04 €	357.32	-8.28	-2.32%			283.07	421.45	1.44% #
Hellenic Mid & Small Cap Index	1,348.03 €	1,350.48	-2.45	-0.18%	1,341.60	1,353.44	1,110.37	1,433.01	12.10% #
FTSE/Athex Banks	535.61 €	548.31	-12.70	-2.32%	534.20	548.31	405.46	639.42	3.20% #
FTSE/Athex Insurance	1,972.68 #	1,961.16	11.52	0.59%	1,950.43	1,972.68	1,909.42	2,192.44	3.31% #
FTSE/Athex Financial Services	758.39 €	767.08	-8.69	-1.13%	754.05	770.82	679.98	843.74	-0.73% €
FTSE/Athex Industrial Goods & Services	3,595.98 €	3,602.86	-6.88	-0.19%	3,561.12	3,627.70	2,762.19	3,903.71	22.61% #
FTSE/Athex Retail	53.75 €	54.09	-0.34	-0.63%	53.34	54.18	46.54	58.68	8.43% #
FTSE/ATHEX Real Estate	5,212.77 #	5,153.32	59.45	1.15%	5,153.32	5,233.02	4,187.35	5,403.08	8.03% #
FTSE/Athex Consumer Goods & Services	7,660.24 #	7,656.20	4.04	0.05%	7,638.77	7,749.70	6,939.31	9,231.17	-1.56% €
FTSE/Athex Food & Beverage	11,595.98 #	11,460.60	135.38	1.18%	11,434.25	11,596.38	9,045.03	11,761.93	17.31% #
FTSE/Athex Basic Resources	7,275.39 €	7,286.73	-11.34	-0.16%	7,193.19	7,299.38	5,233.31	8,597.84	18.23% #
FTSE/Athex Construction & Materials	3,141.70 €	3,161.53	-19.83	-0.63%	3,128.63	3,180.43	2,565.75	3,422.77	13.79% #
FTSE/Athex Energy	3,311.88 €	3,371.59	-59.71	-1.77%	3,295.89	3,371.59	2,835.10	3,724.35	11.71% #
FTSE/Athex Travel & Leisure	1,836.51 €	1,886.36	-49.85	-2.64%	1,836.14	1,887.82	1,540.34	2,174.23	6.00% #
FTSE/Athex Technology	1,444.49 €	1,445.59	-1.10	-0.08%	1,432.34	1,451.21	1,043.00	1,500.49	32.24% #
FTSE/Athex Telecommunications	4,059.87 €	4,106.99	-47.12	-1.15%	4,043.92	4,108.61	3,294.37	4,341.50	11.40% #
FTSE/Athex Utilities	4,881.15 €	4,916.61	-35.46	-0.72%	4,873.16	4,928.82	4,264.97	5,372.86	6.05% #
Athex All Share Index	216.00 €	217.51	-1.51	-0.69%	216.00	216.00	175.88	226.71	15.17% #
Hellenic Corporate Bond Index	126.85 #	126.84	0.01	0.01%			122.29	127.04	3.92% #
Hellenic Corporate Bond Price Index	95.94 €	95.95	0.00	0.00%			93.98	96.22	2.24% #

Note 1: FTSE/Med 100, Hellenic Corporate Bond Price Index and Hellenic Corporate Bond Index closing prices refer to the previous trading day of 13/07/2021.

Note 2: The Hellenic Mid & Small Cap Index is a Customized index calculated by the Athens Exchange.

## Analytic Figures for Athex Market's Boards and Categories

	Total Traded Securities	Main Market	Surveillance	Exchange Traded Funds (ETFs)
Totals	125	113	12	0
Gain / Lose / Same:	32 / 68 / 25	31 / 63 / 19	1 / 5 / 6	0 / 0 / 0
Athex Capitalisation (mill. €) **	61,471.27	61,258.30	212.97	
Daily Average Trans/ons Value(thou.€)	80,911.27	80,774.99	187.52	21.57
Transactions Value	46,051.38	45,950.20	101.18	0.00
Main Board:	43,940.79	43,839.61	101.18	0.00
Blocks Board 6_2_3:	2,110.15	2,110.15	0.00	0.00
Forced Sales Board:	0.44	0.44	0.00	0.00
Special Terms Board:	0.00	0.00	0.00	0.00
Daily Average Transactions Volume	43,675,216	42,492,093	1,225,263	1,045
Transactions Volume	23,739,705	23,332,119	407,586	0
Main Board:	22,409,673	22,002,087	407,586	0
Blocks Board 6_2_3:	1,330,000	1,330,000	0	0
Forced Sales Board:	32	32	0	0
Special Terms Board:	0	0	0	0
Daily Average Number of Trades	34,366	34,113	251	3
Number of Trades	22,328	22,158	170	0
Main Board:	22,321	22,151	170	0
Blocks Board 6_2_3:	4	4	0	0
Forced Sales Board:	3	3	0	0
Special Terms Board:	0	0	0	0

## Trading Details by Athex Sectors and Financial Instruments (ETFs)

Code	Sectors	Gain / Lose / Same	Number of Trades	Transactions Volume	Transactions Value	% of Total Trans. Value
3010	- Banks	0 / 6 / 0	7,574	17,416,721	19,167,307.15	41.62%
5510	- Basic Resources	4 / 7 / 3	859	377,447	799,396.86	1.74%
5010	- Construction & Materials	3 / 5 / 4	1,445	862,325	1,665,780.25	3.62%
4020	- Consumer Products & Services	4 / 3 / 1	1,071	255,274	2,868,927.67	6.23%
6010	- Energy	0 / 3 / 1	1,161	182,144	1,806,063.07	3.92%
12000	- Financial Instruments	0 / 0 / 0	---	---	---	---
3020	- Financial Services	0 / 3 / 0	453	1,851,817	1,114,804.87	2.42%
4510	- Food Beverage & Tobacco	4 / 4 / 1	382	92,585	978,383.10	2.12%
2010	- Health Care	1 / 2 / 1	52	39,951	58,656.38	0.13%
5020	- Industrial Goods & Service	5 / 12 / 3	1,984	615,595	2,666,497.56	5.79%
3030	- Insurance	1 / 0 / 1	26	5,942	28,408.23	0.06%
4030	- Media	1 / 0 / 0	62	112,887	52,996.71	0.12%
4520	- Personal Care, Drug & Grocery Stores	1 / 1 / 1	156	75,053	375,434.08	0.82%
3510	- Real Estate	2 / 3 / 3	782	200,198	1,324,695.96	2.88%
4040	- Retail	3 / 3 / 1	145	26,895	77,996.89	0.17%
1010	- Technology	2 / 6 / 1	364	55,640	326,182.89	0.71%
1510	- Telecommunications	0 / 3 / 1	1,380	372,657	2,920,277.77	6.34%
4050	- Travel & Leisure	0 / 3 / 3	3,232	922,589	7,824,329.16	16.99%
6510	- Utilities	1 / 4 / 0	1,200	273,985	1,995,241.75	4.33%

## Top 10 best &amp; worst performing Shares

## Main Market

With positive Price change			With negative Price change		
	Closing price	change		Closing price	change
INTERWOOD-XYLEMPORIA (CR)	0.189	7.39% #	ELINOIL S.A. (CR)	1.95	-3.47% €
KRI-KRI S.A. (CR)	8.8	4.76% #	KARELIA (CR)	280	-3.45% €
MILLS KEPENOS (CR)	3.08	2.67% #	IKTINOS HELLAS SA (CR)	0.844	-2.99% €
THRACE PLASTICS SA (CR)	7.4	2.07% #	OPAP (CR)	11.58	-2.85% €
GR. SARANTIS S.A. (CR)	8.82	1.85% #	NATIONAL BANK (CR)	2.304	-2.79% €
EKTER SA (CR)	1.11	1.83% #	ATTICA BANK S.A. (CR)	0.1498	-2.73% €
LAMDA DEVELOPMENT SA (CR)	7.605	1.47% #	ALPHA SERVICES HOLD (CR)	1.075	-2.45% €
TZIRAKIAN PROFIL (CR)	2.32	1.31% #	EUROBANK HOLDINGS (CR)	0.815	-2.11% €
CC HBC AG (CR)	30.95	1.14% #	MOTOR OIL (CR)	13.52	-1.89% €
PETROPOULOS PETROS (CR)	6.36	0.95% #	IDEAL GROUP SA (CR)	3.13	-1.88% €
With the highest Transactions Value			With the highest Transactions Volume		
	Value (thou. €)	change		Volume	change
ALPHA SERVICES HOLD (CR)	13,296.70	-2.45% €	ALPHA SERVICES HOLD (CR)	12,318,089	-2.45% €
OPAP (CR)	7,517.96	-2.85% €	EUROBANK HOLDINGS (CR)	2,470,056	-2.11% €
JUMBO SA (CR)	2,720.79	0.14% #	MARFIN INVESTMENT GROUP (CR)	1,577,126	-1.15% €
OTE (CR)	2,550.00	-1.16% €	PIRAEUS FINANCIAL HOLD (CR)	1,541,574	-1.71% €
PIRAEUS FINANCIAL HOLD (CR)	2,127.57	-1.71% €	NATIONAL BANK (CR)	712,743	-2.79% €
EUROBANK HOLDINGS (CR)	2,015.90	-2.11% €	ELLAKTOR (CR)	685,504	-0.20% €
MYTILINEOS (CR)	1,674.53	-0.35% €	OPAP (CR)	642,300	-2.85% €
NATIONAL BANK (CR)	1,654.69	-2.79% €	ATTICA BANK S.A. (CR)	373,203	-2.73% €
PPC (CR)	1,417.80	-0.57% €	HELLENIC EXCHANGES-A.S.E. (CR)	274,668	-1.14% €
MOTOR OIL (CR)	1,373.50	-1.89% €	JUMBO SA (CR)	196,995	0.14% #

Note: Stocks that are not included in the "Under Supervision" category, and the transactions value is more than 10,000 €.

## Derivatives Summary

	Number of Trades	Volume	Open Interest
Index Futures	523	2,717	6,051
FTSE/Athex Banks	1	1	5
FTSE/Athex Large Cap	522	2,716	6,046
Stock Futures	773	9,494	541,990
ADMIE (IPTO) HOLDING S.A. (CR)	6	45	9,216
ALPHA SERVICES HOLD (CR)	139	3,503	34,158
ATTICA BANK S.A. (CR)	3	51	248
CC HBC AG (CR)	27	27	133
CENERGY HOLDINGS (CB)	7	19	9,634
ELLAKTOR (CR)	47	842	6,719
EUROBANK HOLDINGS (CR)	111	1,325	33,825
EYDAP S.A. (CR)	5	5	1,045
FOURLIS (CR)	6	15	1,520
GEK TERNA (CR)	25	79	7,389
HELLENIC EXCHANGES-A.S.E. (CR)	1	10	1,694
HELLENIC PETROLEUM (CR)	48	153	2,269
INTRACOM HOLDINGS (CR)	19	39	3,839
JUMBO SA (CR)	3	3	2,136
LAMDA DEVELOPMENT SA (CR)	34	159	5,927
MARFIN INVESTMENT GROUP (CR)	2	100	24,349
MOTOR OIL (CR)	32	60	2,526
MYTILINEOS (CR)	15	26	6,506
NATIONAL BANK (CR)	110	917	35,093
OPAP (CR)	25	82	1,508
OTE (CR)	9	15	3,504
P.P.A. S.A. (CR)	2	2	394
PIRAEUS FINANCIAL HOLD (CR)	32	1,783	320,956
PPC (CR)	28	109	16,310
TERNA ENERGY (CR)	8	24	2,299
TITAN CEMENT (CB)	11	34	732
VIOHALCO SA/NV (CB)	18	67	8,061
Index Options	8	66	1,502
FTSE/Athex Large Cap	8	66	1,502
Stock Options	0	0	811
ALPHA SERVICES HOLD (CR)	0	0	0
NATIONAL BANK (CR)	0	0	300
OPAP (CR)	0	0	135
OTE (CR)	0	0	20
PIRAEUS FINANCIAL HOLD (CR)	0	0	0
PPC (CR)	0	0	356
<b>Total Derivatives Traded</b>	<b>1,304</b>	<b>12,277</b>	<b>550,354</b>









Number of Outstanding Securities	Nominal Value	Dividends [1]			Date of Last Coupon		Note	Shares	Closing price	% change	Previous closing price/date	Open price	Price min	Price max	Last price	Avg price	Last Bid [7]	Last Ask [7]	P/E after tax	Year	Volume	Trades	Transactions Value[8]	Company Mkt Value (thou. €)	Year low	Year high	Sector[4]
35,043,831	0.500	---	---	---	21/05/2008	19/06/2020	---	PREMIA (CR)	1.69	-1.74 <b>(E)</b>	1.72	14/07/2021	1.68	1.65	1.89	1.69	1.697 2875@1.67	75@1.69	---	---	17,648	55	29,954.17	59,224.07	1.45	2.18	35101010
150,654,279	0.500	---	---	0.01	27/05/2021	10/06/2020	---	TRASTOR REAL EST. INV. CO.(CR)	0.88	---	0.88	14/07/2021	---	---	---	---	604@0.845	3692@0.880	---	---	---	---	---	132,575.77	0.8	0.955	35102000
15,300,000	0.300	---	---	---	30/07/2009	13/12/1999	---	ATTICA PUBLICATIONS SA (CR)	0.478	---	0.478	14/07/2021	---	---	---	---	1000@0.450	692@0.520	---	---	---	---	---	7,313.40	0.324	0.5	40301030
23,986,500	1.05	---	---	---	26/06/2009	15/03/2000	---	BIOKARPET S.A.(CR)	1.6	---	1.6	14/07/2021	1.6	1.6	1.6	1.6	650@1.45	150@1.60	---	---	570	3	912.00	38,378.40	0.7	1.74	50101035
8,418,750	0.300	0.32	0.095	---	26/08/2020	27/06/2012	---	GEKE (CR)	5.65	---	5.65	14/07/2021	---	---	---	---	5269@5.60	170@5.70	---	2020	---	---	---	47,565.94	3.72	7.4	40501025
15,000,000	0.300	---	---	---	06/07/2007	18/07/2000	---	DAIOS PLASTICS SA (CR)	3.18	---	3.18	14/07/2021	---	---	---	---	250@2.88	242@3.18	---	---	---	---	---	47,700.00	2.76	3.8	50203015
2,566,836	0.440	---	---	---	13/08/2010	09/01/2007	---	INTERWOOD-XYLEMPORIA (PR)	0.33	---	0.33	14/07/2021	---	---	---	---	---	---	---	---	---	---	---	7,459.49	0.224	0.39	50205010
2,760,000	11.83	9.5	9.4	9.4	05/07/2021	16/07/1990	---	KARELIA (CR)	280	-3.45 <b>(E)</b>	290	14/07/2021	286	280	286	280	281.854 2@274.00	20@286.00	---	---	82	11	23,112.00	772,800.00	276	362	45103010
21,364,000	1.12	0.2	---	---	29/07/2019	10/08/2005	---	LAMPASA HOTEL SA (CR)	19.3	---	19.3	14/07/2021	---	---	---	---	100@19.00	100@19.90	---	---	---	---	---	412,325.20	19	20	40501025
53,154,140	0.120	---	---	---	15/07/2008	24/11/2020	---	NIKAS SA (CR)	1.27	---	1.27	14/07/2021	---	---	---	---	141@1.22	359@1.31	---	---	---	---	---	67,505.76	0.925	2.2	45102020
27,379,200	1.20	0.294	0.3654	---	03/07/2020	24/08/2018	---	CRETE PLASTICS SA (CR)	16.8	-2.33 <b>(E)</b>	17.2	14/07/2021	16.8	16.7	16.8	16.7	16.78 20@16.70	50@17.00	---	---	490	5	8,222.00	459,970.56	14.8	18.7	50203015
255,494,534	3.00	0.286	0.613	0.352	10/06/2021	23/12/2015	---	PRODEA (CR)	7.5	---	7.5	14/07/2021	7.5	7.5	7.9	7.9	7.535 327@7.50	167@7.90	---	---	139	3	1,047.30	1,916,209.01	6.75	8.2	35102000
4,181,450	0.500	---	---	---	21/08/2000	05/03/2002	---	FLOUR MILLS SARANTOPOULOS SA	1.37	---	1.37	14/07/2021	---	---	---	---	---	108@1.46	---	---	---	---	---	5,728.59	0.885	1.5	45102020

Exchange Traded Funds (ETFs)

882,175	---	---	---	---	15/06/2016	---	ALPHA ETF FTSE Athex Large Cap	21	---	---	21	14/07/2021	---	---	---	---	200@20.80	---	---	---	---	---	---	---	15.05	24	12003
---------	-----	-----	-----	-----	------------	-----	--------------------------------	----	-----	-----	----	------------	-----	-----	-----	-----	-----------	-----	-----	-----	-----	-----	-----	-----	-------	----	-------

Surveillance

355,437,751	0.100	---	---	---	07/07/2010	21/09/2017	5160	FRIGOGLASS SA (CR)	0.122	-4.69 <b>(E)</b>	0.128	14/07/2021	0.128	0.122	0.128	0.122	0.124 8989@0.122	24700@0.124	---	---	101,001	32	12,520.72	43,363.41	0.072	0.15	50204000		
51,081,030	1.00	---	---	---	20/08/2007	03/09/2007	4912	LAVIPHARM SA (CR)	0.49	-2.00 <b>(E)</b>	0.5	14/07/2021	0.49	0.49	0.49	0.49	400@0.440	6320@0.490	---	---	2,500	3	1,225.00	25,029.70	0.4	0.61	20103015		
65,326,268	0.530	---	---	---	04/07/2007	19/07/2006	4750	SATO SA (CR)	0.031	---	0.031	14/07/2021	0.033	0.0265	0.033	0.0265	0.032 4990@0.027	1387@0.033	---	---	113	2	3.66	2,025.11	0.022	0.046	40202015		
13,191,620	0.620	---	---	---	04/08/2010	09/09/2002	5232	YALCO - CONSTANTINOU (CR)	0.106	---	0.106	14/07/2021	---	---	---	---	---	3000@0.127	---	---	---	---	---	---	1,398.31	0.056	0.156	40202020	
13,000,000	1.00	---	---	---	01/08/2007	07/04/2000	5093	AKRITAS SA (CR)	0.65	---	0.65	14/07/2021	0.565	0.565	0.65	0.65	0.649 100@0.590	2244@0.650	---	---	948	3	615.35	8,450.00	0.27	0.7	50101035		
221,519,681	0.300	---	---	---	02/07/2008	28/02/2011	4957	ANEK LINES SA (CR)	0.0415	---	0.0415	14/07/2021	0.04	0.04	0.04	0.04	0.04 3617@0.040	4519@0.041	---	---	1,383	2	55.32	9,456.09	0.0385	0.0525	40501015		
312,163	0.300	---	---	---	02/07/2008	28/02/2011	4959	ANEK LINES SA (PR, issue '90)	0.072	---	0.072	14/07/2021	---	---	---	---	---	---	---	---	---	---	---	---	---	9,456.09	0.058	0.072	40501015
2,969,713	0.300	---	---	---	02/07/2008	28/02/2011	4958	ANEK LINES SA (PR, issue '96)	0.081	---	0.081	14/07/2021	---	---	---	---	---	---	---	---	---	---	---	---	---	9,456.09	0.065	0.081	40501015
4,737,503	0.320	---	---	---	22/06/2005	22/09/2015	5115	VARANGIS AVEPE S.A. (CR)	0.11	---	0.11	14/07/2021	---	---	---	---	---	---	---	---	---	---	---	---	---	521.13	0.088	0.12	40202015
6,330,002	0.300	---	---	---	25/06/2002	15/03/2019	5162	VARVARESSOS (CR)	0.306	---	0.306	14/07/2021	---	---	---	---	---	1@0.300	---	---	2020	---	---	---	1,936.98	0.206	0.436	55101020	
17,579,754	4.16	---	---	---	18/08/2006	02/08/2010	---	BIOTER SA (CR)	0.48	-4.00 <b>(E)</b>	0.5	14/07/2021	0.48	0.48	0.48	0.48	500@0.460	259@0.496	---	---	1,270	6	609.60	8,438.28	0.28	0.55	50101010		
4,968,600	2.88	---	---	---	01/07/1998	14/12/1998	5245	VIS SA (CR)	1	---	1	14/07/2021	---	---	---	---	500@0.800	400@1.20	---	2020	---	---	---	---	4,968.60	0.805	1.17	50203030	
3,961,300	1.28	---	---	---	29/06/2004	03/08/2000	5248	DUROS SA (CR)	0.408	---	0.408	14/07/2021	---	---	---	---	---	159@0.488	---	---	2020	---	---	---	1,616.21	0.232	0.408	40204020	
51,754,364	0.300	---	---	---	23/12/2003	24/01/2007	5197	SELECTED TEXT. IND. ASSOC (CR)	0.234	---	0.234	14/07/2021	0.234	0.232	0.234	0.232	0.234 600@0.232	33996@0.234	---	---	65,337	29	15,282.06	12,110.52	0.151	0.234	55101020		
11,125,110	0.300	---	---	---	02/06/2010	06/11/2017	5178	EUROCONSULTANTS S.A. (CR)	0.51	-1.92 <b>(E)</b>	0.52	14/07/2021	0.51	0.51	0.51	0.51	0.51 2751@0.500	71@0.510	---	---	3,000	4	1,530.00	5,673.81	0.288	0.65	50205020		
156,961,721	0.300	---	---	---	30/05/2013	14/11/2007	5246	INTRALOT (CR)	0.26	---	0.26	14/07/2021	0.26	0.26	0.26	0.26	0.26 3200@0.258	3000@0.264	---	---	221,637	55	57,625.62	40,810.05	0.141	0.27	40501020		
7,125,216	0.650	---	---	---	01/07/2005	14/12/1999	4955	KRE.KA SA (CR)	0.24	---	0.24	14/07/2021	---	---	---	---	---	1100@0.288	---	---	2020	---	---	---	1,710.05	0.122	0.302	45102010	
7,734,375	1.00	---	---	---	09/07/2007	07/01/2011	5112	LIVANIS SA (CR)	0.13	---	0.13	14/07/2021	---	---	---	---	---	---	---	---	---	---	---	---	---	1,005.47	0.072	0.195	40301030
15,842,391	1.51	---	---	---	15/07/2009	12/05/2000	5141	BITROS HOLDING SA (CR)	0.58	-1.70 <b>(E)</b>	0.59	14/07/2021	0.59	0.58	0.59	0.58	0.589 24@0.580	924@0.590	---	---	5,229	10	3,078.11	9,188.59	0.19	0.61	55102010		
13,582,223	1.35	---	---	---	24/06/2008	02/02/2016	4887	SIDMA STEEL (CR)	1.82	2.82 <b>(P)</b>	1.77	14/07/2021	1.82	1.81	1.82	1.82	1.815 2@1.81	250@1.84	---	---	4,720	22	8,565.40	24,719.65	0.59	1.82	55102010		
28,438,268	0.300	---	---	---	21/08/2006	24/11/1999	5253	SPIROY AGRICULTURE SA (CR)	0.16	---	0.16	14/07/2021	0.159	0.159	0.159	0.159	0.159 552@0.159	13@0.161	---	---	448	2	71.23	4,550.12	0.132	0.249	45102010		
766,000	1.00	---	---	---	01/07/2004	11/12/2012	5193	TRIA ALFA SA (CR)	7	---	7	14/07/2021	---	---	---	---	---	49@6.50	---	---	2020	---	---	---	5,999.00	7	8	55101020	

Number of Outstanding Securities	Nominal Value	Dividends [1]			Date of Last Coupon		Note	Shares	Closing price	% change	Previous closing price/date	Open price	Price min	Price max	Last price	Avg price	Last Bid [7]	Last Ask [7]	P/E after tax	Year	Volume	Trades	Transactions Value[8]	Company Mkt Value (thou. €)	Year low	Year high	Sector[4]
		2018	2019	2020	Dividend [2]	Right																					
245,000	1.00	---	---	---	19/07/2010	11/12/2012	5194	TRIA ALFA SA (PR)	2.6	---	2.6	14/07/2021	---	---	---	---	200@2.08	998@2.86	---	2020	---	---	---	5,999.00	1.41	3.64	55101020

## Suspension Status

5,867,311	0.300	---	---	---	11/08/2010	28/04/2017	5243	DIONIC (CR)	0.11	---	0.11	30/06/2020	---	---	---	---	---	---	---	---	---	---	---	645.40	0.11	0.11	50205010
66,948,210	0.300	---	---	---	22/09/2015	22/09/2015	5179	FOLLI FOLLIE (CR)	4.8	---	4.8	24/05/2018	---	---	---	---	---	---	---	---	---	---	---	321,351.41	4.8	4.8	40401030
12,417,000	0.310	0.0205	---	---	27/08/2019	28/08/2017	5233	MLS MULTIMEDIA SA (CR)	0.57	---	0.57	12/05/2020	---	---	---	---	---	---	---	---	---	---	---	7,077.69	0.57	0.57	10101015
3,953,090	0.300	0.15	0.5	---	04/06/2020	05/12/2012	5257	PAPERPACK (CR)	6.4	---	6.4	09/07/2021	---	---	---	---	---	---	---	---	---	---	---	25,299.78	6.05	8.7	50203030
33,301,715	0.320	---	---	---	27/06/2003	08/07/2009	5241	AEGEK (CR)	0.035	---	0.035	25/06/2020	---	---	---	---	---	---	---	---	---	---	---	1,165.56	0.035	0.035	50101010
77,126,446	0.340	---	---	---	23/05/2005	18/08/2011	5206	G.E. DIMITRIOU (CR)	0.0125	---	0.0125	30/04/2019	---	---	---	---	---	---	---	---	---	---	---	964.08	0.0125	0.0125	40202020
7,085,888	1.59	---	---	---	02/07/1996	06/09/2010	5216	ELVIEMEK (CR)	2.6	---	2.6	30/09/2019	---	---	---	---	---	---	---	---	---	---	---	18,423.31	2.6	2.6	35101010
25,179,640	0.600	---	---	---	08/08/1994	19/09/2000	5191	J.BOUTARIS & SON (CR)	0.026	---	0.026	01/10/2018	---	---	---	---	---	---	---	---	---	---	---	742.45	0.026	0.026	45101015
1,540,000	0.600	---	---	---	08/08/1994	19/09/2000	5192	J.BOUTARIS & SON (PR)	0.057	---	0.057	01/10/2018	---	---	---	---	---	---	---	---	---	---	---	742.45	0.057	0.057	45101015
31,543,600	0.420	---	---	---	19/07/2010	19/12/2018	5205	KRETA FARM SA (CR)	1.09	---	1.085	30/04/2019	---	---	---	---	---	---	---	---	---	---	---	34,382.52	1.085	1.09	45102020
24,319,250	0.300	---	---	---	09/07/2002	04/07/2007	5165	PROODEFTIKH SA (CR)	0.21	---	0.21	23/04/2021	---	---	---	---	---	---	---	---	---	---	---	5,107.04	0.18	0.3	50101010

## Shares' Notes

Code	Note text
( )	- Adjusted dividends.
*	- Last adjusted closing price.
[1]	- Net dividends.
[2]	- The "Date of Last Coupon" for New listings refers to the date company's stocks started to trade in Athex
[3]	- The Company Market Value is referred to the number of outstanding shares
[4]	- Sectors codification can be found in Appendix A
[5]	- The Market Value refers to the total number of shares listed (including their several classes) in the exchange by the company.
[6]	- P/E greater than 100
[7]	- Last view of the Order Book before the end of the trading session
[8]	- All Blocks Methods' Transactions Value are included.
4750	- Transfer to the Under Surveillance Category from 8/4/2011.
4887	- Transfer to the Surveillance Category as of 10/4/2012.
4912	- Transfer to the Surveillance Category as of 31/7/2012.
4955	- Transfer to the Surveillance Category as from 5/4/2013.
4957	- Transfer to the Surveillance Category as from 5/4/2013.
4958	- Transfer to the Surveillance Category as from 5/4/2013.
4959	- Transfer to the Surveillance Category as from 5/4/2013.
5093	- Transfer to the Surveillance Category as of 8/4/2015.
5112	- Transfer to the Surveillance Category as of 15/04/2016.
5115	- Transfer to the Surveillance Category as of 15/04/2016.
5141	- Transfer to the Surveillance Category as of 10/05/2017.
5160	- Transfer to the Surveillance Category as of 15/04/2016.
5162	- Transfer to the Under Supervision Category as of 21/12/2009.
5165	- Transfer to the Surveillance Category as of 15/02/2018.
5178	- Transfer to the Surveillance Category as of 11/05/2018.
5179	- Suspension of trading as of 25/05/2018.
5191	- Suspension of trading as of 02/10/2018.
5192	- Suspension of trading as of 02/10/2018.
5193	- Transfer to the Surveillance Category as of 25/10/2018.
5194	- Transfer to the Surveillance Category as of 25/10/2018.
5197	- Transfer to the Surveillance Category as of 07/11/2018.
5205	- Suspension of trading as of 02/05/2019.
5206	- Suspension of trading as of 02/05/2019.
5216	- Suspension of trading as of 01/10/2019.
5232	- Transfer to the Under Surveillance Category from 08/04/2011.
5233	- Suspension of trading as of 13/05/2020.
5241	- Suspension of trading as of 26/06/2020.
5243	- Suspension of trading as of 01/07/2020.
5245	- Transfer to the Surveillance Category as of 09/07/2020.
5246	- Transfer to the Surveillance Category as of 09/07/2020.
5248	- Transfer to the Surveillance Category as of 06/09/20116.
5253	- Transfer to the Surveillance Category as of 14/5/2021.
5256	- Share capital increase in progress through a rights issue. Rights' trading period on ATHEX: 06/07/2021 - 14/07/2021, pre-emption rights' subscription period: 06/07/2021 - 19/07/2021.
5257	- Susspension of trading as of 14/07/2021.

## Securities Blocks Details

Securities	Block Volume	Price	Block Trade Value	Time of approval	Note
HELLENIC EXCHANGES-A.S.E. (CR)	100,000	3.95	395,000.00	11:01:43	20
ALPHA SERVICES HOLD (CR)	750,000	1.14	852,750.00	12:07:04	14
HELLENIC EXCHANGES-A.S.E. (CR)	80,000	3.88	310,400.00	14:22:56	20
PIRAEUS FINANCIAL HOLD (CR)	400,000	1.38	552,000.00	17:12:44	20

## Blocks Notes

9 - Method 6-1 / Special Fees

10 - Method 6-1 / Special Fees, SDS

14 - Method 6-3 / Settlement, Incomplete Buy and Sell

18 - Method 6-2 / SPOT 1

19 - Method 6-2 / SPOT 2

20 - Method 6-1 and Method 6-1 Same Day Settlement

21 - Other Pre-agreed

## Shares Rights Details

Occurred date	Exercise from	Exercise until	Trading until	Rights	Price min	Price max	Closing price	Last Bid	Last Ask	Volume	Trades	Transactions Value
01/07/2021	06/07/2021	19/07/2021	14/07/2021	ELGEKA S.A. (CR)	---	---	---	---	---	---	---	---



---

**Forced Sales Details**

---

Securities	Category of Security	Transactions Volume	Number of Trades	Transactions Value	Note
QUEST HOLDINGS (CR)	Stocks	32	3	435.84	3

---

---

**Forced Sales Notes**

---

- 1 - Compulsory Public Forced Sales
- 2 - Forced Sales of Fixed Registered Shares
- 3 - Forced Sales of Remaining Fractional Shares

## Exchange Traded Funds (ETFs) Characteristics

	Transactions Date (T)	Creation / Redemption	Units (T-1)	New Units (T-1)	Redemption Units (T-1)	Units (T) [1]	Fund Assets [2]	Net Unit Price	Dividend per Unit	Dividend Date
ALPHA ETF FTSE Athex Large Cap	15/07/2021	5,000	882,175	---	---	882,175	18,507,790.00	20.9797	0.71	01/07/2021

## ETFs Notes

[1] - Units (T) = Units (T-1) + New Units (T-1) - Redemption Units (T-1)

[2] - The Creation / Redemption Units of T-1 are included.

## Non Convertible Corporate Bonds - Regulated Market

Num Listed Bonds	Nominal price	Issue price	Today's Rate	Exp. Date	Duration (years)	Note	Coupon		Trading Unit	Corporate Bonds	Accrued Int.	Yield.T.Mat	Price min	Price max	Closing price	Previous closing price/date	Volume	Transactions Value	Last order		ear min	Year max		
							Common	Preferred											Price	Buy / Sell			Date	
175,000	1,000.00	1,000.00	3.40	26/07/2024	5	---	4	---	1	ATTICA HOLDINGS S.A. (Non Convertible)	16.4333	4.0860	97.0000	97.5000	97.3673	97.4000	14/07/2021	45,000	44,554.80	97.5000	B	15/07/2021	90.0310	99.5000
20,148	1,000.00	1,000.00	4.95	26/06/2023	5	---	7	---	1	B&F COMM. & GARM. INDUS. S.A. (Non Convertible)	2.8875	5.4090	97.7000	97.7100	97.7020	97.5100	13/07/2021	15,000	14,698.61	97.7000	B	15/07/2021	92.1501	100.5000
90,000	1,000.00	1,000.00	3.00	11/05/2023	5	---	7	---	1	CORAL A.E. (Non Convertible)	5.7500	1.7170	102.0000	102.0000	102.0000	101.0000	14/07/2021	100,000	102,575.00	101.9000	B	15/07/2021	101.0000	103.5000
120,000	1,000.00	1,000.00	3.95	04/04/2025	7	---	7	---	1	GEK TERNA S.A. (Non Convertible)	11.4111	2.5290	103.7500	103.7500	103.7500	103.7080	14/07/2021	111,000	116,429.13	104.0000	B	15/07/2021	103.3350	105.8000
39,892,816	1.00	1.00	5.00	04/10/2021	5	---	20	---	1	HOUSEMARKET S.A. (Non Convertible)	0.0019	1.1550	---	---	---	100.8000	12/07/2021	---	---	100.7000	B	15/07/2021	100.8000	102.9900
150,000	1,000.00	1,000.00	2.60	22/10/2026	7	---	4	---	1	TERNA ENERGY FINANCE S.A. (Non Convertible)	6.3556	2.4950	99.9000	100.2500	99.9557	99.8300	14/07/2021	44,000	44,260.14	99.8600	B	15/07/2021	99.4000	103.0000
200,000	1,000.00	1,000.00	3.60	12/03/2026	7	---	5	---	1	AEGEAN AIRLINES S.A. (Non Convertible)	12.9000	3.3700	---	---	---	99.7620	14/07/2021	---	---	99.0000	B	15/07/2021	93.1501	102.0000
100,000	1,000.00	1,000.00	2.70	25/05/2026	5	---	1	---	1	COSTAMARE PARTICIPATIONS PLC (Non Convertible)	4.1250	2.4720	100.8022	101.6125	100.9596	100.8000	13/07/2021	55,000	55,754.68	100.8671	B	15/07/2021	100.8000	102.5678
200,000	1,000.00	1,000.00	1.90	23/03/2028	7	---	1	---	1	MOTOR OIL CORINTH REFINERIES SA (Non Convertible)	6.2278	1.9540	99.6000	99.7000	99.6036	99.7400	14/07/2021	166,000	166,375.86	99.6011	B	15/07/2021	99.6036	100.9899
200,000	1,000.00	1,000.00	2.10	27/10/2027	7	---	2	---	1	O.P.A.P. S.A. (Non Convertible)	4.8417	1.8100	100.7500	101.9000	101.5000	100.7000	14/07/2021	317,000	323,795.74	100.7500	B	15/07/2021	99.3000	102.8500
320,000	1,000.00	1,000.00	3.40	21/07/2027	7	---	2	---	1	LAMDA DEVELOPMENT S.A. (Non Convertible)	16.9056	2.8440	102.0200	102.5000	102.3900	102.1000	14/07/2021	139,000	144,633.12	102.3500	B	15/07/2021	97.8458	103.0000
500,000	1,000.00	1,000.00	2.75	03/07/2027	7	---	3	---	1	GEK TERNA S.A. (Non Convertible)	1.0694	2.9060	98.5578	99.2000	98.7684	98.6900	14/07/2021	204,000	201,705.62	98.7500	B	15/07/2021	97.8574	99.8900

## Corporate Bonds Notes

Transactions Volume = (Pieces) \* (Nominal Price). Transactions Value = (Pieces) \* (Nominal Price) \* (price %) + (Accrued interest).

The price of a Bond is stated as a percentage (%) of Bond's Nominal Price.

Nominal Price in Euros (€), except if it is noted differently.

## Government Bonds

Number Listed Bonds	Nominal price	Today's Rate	Accrued Interest Calc	Exp. Date [1]	Duration (years)	Note	Coupons Date	Curr. coupon value	Trading Unit	Government Bonds	Price min	Price max	Closing price	Previous closing price/date	Volume	Transactions Value	Price	Last order Buy / Sell	Date
3,000,000	1,000.00	4.38	Actual/Actual	01/08/2022	5	---	01/08	4.38	1	GGB-FXD-010822-05Y-4.375-1.000	---	---	---	---	---	---	1.0000	B	28/11/2018
4,500,000	1,000.00	1.88	Actual/Actual	04/02/2035	15	---	04/02	1.88	1	GGB-FXD-040235-15Y-1.875-1.000	---	---	---	---	---	---	---	---	---
2,500,000	1,000.00	3.45	Actual/Actual	02/04/2024	5	---	02/04	3.45	1	GGB-FXD-020424-05Y-3.450-1.000	---	---	---	---	---	---	---	---	---
6,000,000	1,000.00	0.75	Actual/Actual	18/06/2031	10	---	18/06	0.75	1	GGB-FXD-180631-10Y-0.750-1.000	---	---	---	---	---	---	---	---	---
4,355,990,324	1.00	3.50	Actual/Actual	30/01/2023	5	---	01/02 - 31/01	3.50	1	GGB-FXD-300123-05Y-3.500-1.00	---	---	---	94.5720 13/07/2018	---	---	1.0000	B	28/11/2018
5,962,747,327	1.00	3.75	Actual/Actual	30/01/2028	10	---	/02 - 01/02 - 31/	3.75	1	GGB-FXD-300128-10Y-3.750-1.00	---	---	---	85.4610 13/07/2018	---	---	1.0000	B	28/11/2018
6,091,218,404	1.00	3.90	Actual/Actual	30/01/2033	15	---	/02 - 01/02 - 31/	3.90	1	GGB-FXD-300133-15Y-3.900-1.00	---	---	---	78.6730 13/07/2018	---	---	1.0000	B	28/11/2018
4,805,399,486	1.00	4.00	Actual/Actual	30/01/2037	19	---	/02 - 01/02 - 31/	4.00	1	GGB-FXD-300137-19Y-4.000-1.00	---	---	---	77.0370 13/07/2018	---	---	1.0000	B	28/11/2018
4,603,713,186	1.00	4.20	Actual/Actual	30/01/2042	24	---	/02 - 01/02 - 31/	4.20	1	GGB-FXD-300142-24Y-4.200-1.00	---	---	---	77.7640 13/07/2018	---	---	1.0000	B	28/11/2018
550,418,123	1.00	4.30	Actual/Actual	24/02/2023	11	---	24/02	4.30	1	GGB-FXD-240223-11Y-2.000-1.00	---	---	---	10.0000 22/06/2015	---	---	10.0000	B	11/07/2019
445,007,576	1.00	4.30	Actual/Actual	24/02/2024	12	---	24/02	4.30	1	GGB-FXD-240224-12Y-2.000-1.00	---	---	---	10.0000 22/06/2015	---	---	---	---	---
423,674,226	1.00	4.30	Actual/Actual	24/02/2025	13	---	24/02	4.30	1	GGB-FXD-240225-13Y-2.000-1.00	---	---	---	10.0000 22/06/2015	---	---	---	---	---
212,292,153	1.00	4.30	Actual/Actual	24/02/2026	14	---	24/02	4.30	1	GGB-FXD-240226-14Y-2.000-1.00	---	---	---	10.0000 22/06/2015	---	---	---	---	---
160,621,352	1.00	4.30	Actual/Actual	24/02/2027	15	---	24/02	4.30	1	GGB-FXD-240227-15Y-2.000-1.00	---	---	---	10.0000 22/06/2015	---	---	---	---	---
183,244,055	1.00	4.30	Actual/Actual	24/02/2028	16	---	24/02	4.30	1	GGB-FXD-240228-16Y-2.000-1.00	---	---	---	10.0000 22/06/2015	---	---	---	---	---
164,802,894	1.00	4.30	Actual/Actual	24/02/2029	17	---	24/02	4.30	1	GGB-FXD-240229-17Y-2.000-1.00	---	---	---	10.0000 22/06/2015	---	---	---	---	---
165,460,943	1.00	4.30	Actual/Actual	24/02/2030	18	---	24/02	4.30	1	GGB-FXD-240230-18Y-2.000-1.00	---	---	---	10.0000 22/06/2015	---	---	---	---	---
129,007,241	1.00	4.30	Actual/Actual	24/02/2031	19	---	24/02	4.30	1	GGB-FXD-240231-19Y-2.000-1.00	---	---	---	10.0000 22/06/2015	---	---	---	---	---
126,192,683	1.00	4.30	Actual/Actual	24/02/2032	20	---	24/02	4.30	1	GGB-FXD-240232-20Y-2.000-1.00	---	---	---	10.0000 22/06/2015	---	---	---	---	---
146,905,168	1.00	4.30	Actual/Actual	24/02/2033	21	---	24/02	4.30	1	GGB-FXD-240233-21Y-2.000-1.00	---	---	---	10.0000 22/06/2015	---	---	---	---	---
154,475,606	1.00	4.30	Actual/Actual	24/02/2034	22	---	24/02	4.30	1	GGB-FXD-240234-22Y-2.000-1.00	---	---	---	10.0000 22/06/2015	---	---	---	---	---
144,429,441	1.00	4.30	Actual/Actual	24/02/2035	23	---	24/02	4.30	1	GGB-FXD-240235-23Y-2.000-1.00	---	---	---	10.0000 22/06/2015	---	---	---	---	---
166,211,676	1.00	4.30	Actual/Actual	24/02/2036	24	---	24/02	4.30	1	GGB-FXD-240236-24Y-2.000-1.00	---	---	---	10.0000 22/06/2015	---	---	---	---	---
145,461,669	1.00	4.30	Actual/Actual	24/02/2037	25	---	24/02	4.30	1	GGB-FXD-240237-25Y-2.000-1.00	---	---	---	10.0000 22/06/2015	---	---	---	---	---
146,941,087	1.00	4.30	Actual/Actual	24/02/2038	26	---	24/02	4.30	1	GGB-FXD-240238-26Y-2.000-1.00	---	---	---	10.0000 22/06/2015	---	---	---	---	---
135,115,612	1.00	4.30	Actual/Actual	24/02/2039	27	---	24/02	4.30	1	GGB-FXD-240239-27Y-2.000-1.00	---	---	---	10.0000 22/06/2015	---	---	---	---	---
141,909,637	1.00	4.30	Actual/Actual	24/02/2040	28	---	24/02	4.30	1	GGB-FXD-240240-28Y-2.000-1.00	---	---	---	10.0000 22/06/2015	---	---	---	---	---
136,788,720	1.00	4.30	Actual/Actual	24/02/2041	29	---	24/02	4.30	1	GGB-FXD-240241-29Y-2.000-1.00	---	---	---	10.0000 22/06/2015	---	---	---	---	---
163,643,410	1.00	4.30	Actual/Actual	24/02/2042	30	---	24/02	4.30	1	GGB-FXD-240242-30Y-2.000-1.00	---	---	---	10.0000 22/06/2015	---	---	---	---	---
4,000,000	1,000.00	3.88	Actual/Actual	12/03/2029	10	---	12/03	3.88	1	GGB-FXD-120329-10Y-3.875-1.000	---	---	---	---	---	---	100.0000	B	15/10/2019
3,000,000	1,000.00	0.00	Actual/Actual	12/02/2026	5	---	12/02	0.00	1	GGB-FXD-120226-05Y-0.000-1.000	---	---	---	---	---	---	---	---	---
503,753	1,000.00	0.32	FLR Actual/360	16/09/2021	2	---	16/03 - 16/09	---	1	GGB-FLT-160921-02Y-0.319-1.000	---	---	---	---	---	---	---	---	---
3,000,000	1,000.00	3.38	Actual/Actual	15/02/2025	7	---	15/02	3.38	1	GGB-FXD-150225-07Y-3.375-1.000	---	---	---	---	---	---	---	---	---
250,250	1,000.00	2.90	Actual/Actual	20/03/2023	4	---	20/03	2.90	1	GGB-FXD-200323-04Y-2.900-1.000	---	---	---	---	---	---	---	---	---

## Government Bonds Notes

Transactions Volume = (Pieces) \* (Nominal Price). Transactions Value = (Pieces) \* (Nominal Price) \* (price %) + (Accrued interest).

The Value of current coupon for the issues with NV 0.01 euro refers to NV 100 euros

FLR: Floating Interest Rate.

[1] - The Expiration Date of the interest bearing period and the Date for coupon payment.

## Government Bonds

Number Listed Bonds	Nominal price	Today's Rate	Accrued Interest Calc	Exp. Date [1]	Duration (years)	Note	Coupons Date	Curr. coupon value	Trading Unit	Government Bonds	Price min	Price max	Closing price	Previous closing price/date	Volume	Transactions Value	Price	Last order Buy / Sell	Date
964,000	1,000.00	3.25	Actual/Actual	20/03/2025	6	---	20/03	3.25	1	GGB-FXD-200325-06Y-3.250-1.000	---	---	---	---	---	---	---	---	---
2,100,000	1,000.00	3.55	Actual/Actual	20/03/2026	7	---	20/03	3.55	1	GGB-FXD-200326-07Y-3.550-1.000	---	---	---	---	---	---	---	---	---
5,500,000	1,000.00	1.50	Actual/Actual	18/06/2030	10	---	18/06	1.50	1	GGB-FXD-180630-10Y-1.500-1.000	---	---	---	---	---	---	---	---	---
5,364,250	1,000.00	3.25	Actual/Actual	20/03/2050	30	---	20/03	3.25	1	GGB-FXD-200350-30Y-3.250-1.000	---	---	---	---	---	---	---	---	---
2,000,000	1,000.00	2.00	Actual/Actual	22/04/2027	7	---	22/04	2.00	1	GGB-FXD-220427-07Y-2.000-1.000	---	---	---	---	---	---	99.9000	B	22/04/2020
2,500,000	1,000.00	1.88	Actual/Actual	23/07/2026	7	---	23/07	1.88	1	GGB-FXD-230726-07Y-1.875-1.000	---	---	---	---	---	---	---	---	---
2,500,000	1,000.00	1.88	Actual/Actual	24/01/2052	30	---	24/01	1.88	1	GGB-FXD-240152-30Y-1.875-1.000	---	---	---	---	---	---	---	---	---

## Government Bonds Notes

Transactions Volume = (Pieces) \* (Nominal Price). Transactions Value = (Pieces) \* (Nominal Price) \* (price %) + (Accrued interest).

The Value of current coupon for the issues with NV 0.01 euro refers to NV 100 euros

FLR: Floating Interest Rate.

[1] - The Expiration Date of the interest bearing period and the Date for coupon payment.

## Treasury Bills &amp; Zero Coupon Government Bonds

Issue Date	13-Week Maturity									26-Week Maturity									52-Week Maturity								
	Exp. Date	Initial Rate	Num Listed Bonds	Nominal price	Issue price	Last Trade Price	Last Trade Date	Volume Traded	Note	Exp. Date	Initial Rate	Num Listed Bonds	Nominal price	Issue price	Last Trade Price	Last Trade Date	Volume Traded	Note	Exp. Date	Initial Rate	Num Listed Bonds	Nominal price	Issue price	Last Trade Price	Last Trade Date	Volume Traded	Note
11/09/2020	---	---	---	---	---	---	---	---	---	---	---	---	---	---	---	---	---	---	10/09/2021	0.00	1,000,000	1,000.00	1,000.00	---	---	---	---
11/12/2020	---	---	---	---	---	---	---	---	---	---	---	---	---	---	---	---	---	---	10/12/2021	-0.26	1,000,000	1,000.00	1,002.60	---	---	---	---
12/03/2021	---	---	---	---	---	---	---	---	---	---	---	---	---	---	---	---	---	---	11/03/2022	-0.22	1,000,000	1,000.00	1,002.24	---	---	---	---
11/06/2021	---	---	---	---	---	---	---	---	---	---	---	---	---	---	---	---	---	---	10/06/2022	-0.31	1,600,000	1,000.00	1,003.10	---	---	---	---

Bonds in Circulation	Currency / Min nominal traded Value	Coupons Payment Date	Current Coupon Value	Note	Coupon	Trading Unit	Issue Date	Duration (years)	Today's Interest	A.I.C in days	Bonds	Last price of previous days		Last Outcry in Cash (euro)		Trades in Pieces	Life min	Life Max	
												Price	Buy / Sell	Price	Buy / Sell				
<b>Corporate Bonds in Foreign Currency and Euro</b>																			
103,746	GBP / 10	01/12	0.25	---	62	1	01/12/1930	98	2.5	360	National Mortgage Bank	2.27	05/02/1996	2.27	S	05/02/1996	---	2.27	2.27
0	GBP / 10	01/12	0.25	---	64	1	01/12/1928	100	2.5	360	National Mortgage Bank	---	---	---	---	---	---	---	---

## Government Bonds Notes

A.I.C: Accrued Interest Calculation base.

FLR: Floating Interest Rate.

The minimum tradeable Nominal Value for all Demeterialised Government Titles is 100 Euros.

(μφρ-0)

## Athex &amp; ATHEXClear Members List

Member Name				Stock Market			Derivatives Market		ATHEXClear Member	
	Address	Phone	Fax	Market Member	Remote Member	Market Maker	Proprietary	Market Maker	General Clearing	Direct Clearing
A. SARRIS SECURITIES S.A.				a						
6, ΔΡΑΓΑΤΣΑΝΙΟΥ 6 ΑΘΗΝΑ	2103367700									
AEONIC SECURITIES C.I.F. P.L.C.				a	a					
, ΛΑΪΟΥ 6, ΓΡ. 301B, ANNA COURT	35725337600									
ALPHA BANK S.A.									a	
, ΣΤΑΔΙΟΥ 40 ΑΘΗΝΑ	2103260000									
ALPHA FINANCE INVESTMENT SERVICES SINGLE MEMBER SA				a		a	a	a		a
5, ΜΕΡΛΙΝ 5 ΑΘΗΝΑ	2103677400									
ARGUS STOCKBROKERS LTD				a	a		a			
25, 25 ΛΕΩΦΟΡΟΣ ΔΗΜΟΣΘΕΝΗ ΣΕΒΕΡΗ	0035722717000									
ATLANTIC SECURITIES LTD				a	a					
37, ΠΡΟΔΡΟΜΟΥ 37	0035722445400									
AXON SECURITIES S.A.				a			a			
48, ΣΤΑΔΙΟΥ 48 ΑΘΗΝΑ	2103363800									
BETA SECURITIES S.A.				a		a	a			a
29, Α.ΑΛΕΞΑΝΔΡΑΣ 29 ΑΘΗΝΑ	2106478930								a	
BNP PARIBAS SECURITIES SERVICES									a	
2, ΛΑΜΨΑΚΟΥ 2 ΑΘΗΝΑ	2107468500									
BOFA SECURITIES EUROPE SA				a	a					
, 112 AVENUE KL'BER 75116	+33 153655555									
CAPITAL SECURITIES S.A.				a			a			
58, ΜΗΤΡΟΠΟΛΕΩΣ 58 ΑΘΗΝΑ	2103369700									
CFS SECURITIES INVESTMENT SERVICES S.A.				a						
3, ΠΑΠΑΡΡΗΓΟΠΟΥΛΟΥ 3 ΑΘΗΝΑ	2103360800									
CITIGROUP GLOBAL MARKETS EUROPE AG				a	a					
16, REUTERWEG 16 FRANKFURT	+49 691366-0									
CITIGROUP GLOBAL MARKETS LIMITED				a						
1, 33 CANADA SQUARE - CANARY WHARF	+44 02079864000									
CREDIT SUISSE SECURITIES (EUROPE) LIMITED				a						
1, ONE CABOT SQUARE LONDON	+44 2078888888									
CREDIT SUISSE SECURITIES SOCIEDAD DE VALORES SA				a	a					
, CALLE AYALA 42, 3A PLANTA-B MADRID	+34917916000									
CYCLOS SECURITIES S.A.				a			a			
39, ΠΑΝΕΠΙΣΤΗΜΙΟΥ 39 ΑΘΗΝΑ	2103364300									
DEUTSCHE BANK S.A.					a					
1, GREAT WINCHESTER STREET LONDON	+44 20 754 54209	00441133361437								
DYNAMIC SECURITIES S.A.				a			a			a
, ΤΡΑΛΛΕΩΝ 2 & Α.ΣΥΓΓΡΟΥ 223 ΝΕΑ ΣΜΥΡΝΗ	2103677700									
EUROBANK EQUITIES INVESTMENT FIRM S.A				a		a	a	a		a
, ΦΙΛΕΛΛΗΝΩΝ 10 & ΞΕΝΟΦΩΝΤΟΣ 13 ΑΘΗΝΑ	2103720425									
EUROBANK S.A.									a	
, ΟΘΩΝΟΣ 8 ΑΘΗΝΑ	2103337000									
EUROCORP INVESTMENT SERVICES S.A.				a			a			a
14, ΠΛ.ΦΙΛΙΚΗΣ ΕΤΑΙΡΕΙΑΣ 14 ΑΘΗΝΑ	2107263600									
EUROTRUST INVESTMENT FIRM SA				a						
113, ΣΕΒΑΣΤΟΥΠΟΛΕΩΣ 113 ΑΘΗΝΑ	2103363100									
EUROXX SECURITIES S.A.				a		a	a	a		a
7, ΠΑΛΑΙΟΛΟΓΟΥ ΧΑΛΑΝΔΡΙ	(210)-6879400	(210)-6879401								
7, ΠΑΛΕΟΛΟΓΟΥ ΧΑΛΑΝΔΡΙ	+30 2106879400	210-6879401								
G. A. PERVANAS SECURITIES- INVESTMENT SERVICES S.A.				a						
7-9, ΣΟΦΟΚΛΕΟΥΣ 7-9 ΑΘΗΝΑ	2103727200									
GLOBAL CAPITAL SECURITIES & FINANCIAL SERVICES LTD				a	a					
50, ΛΑΡΧΙΠΕΡΙΣΚΟΠΟΥ ΜΑΚΑΡΙΟΥ Γ50	0035722710710									
HELLENIC AMERICAN SECURITIES S.A.				a		a	a			a
27, ΑΝΔΡΕΑ ΠΑΠΑΝΔΡΕΟΥ 27 ΜΑΡΟΥΣΙ	2103311100									
HELLENIC BANK (INVESTMENTS) LTD					a					
, ΑVE.ΚΥΡΙΑΚΟΥ ΜΑΤΣΙ 31 - PO BOX 24747 NICOSIA	+357 22500100	357 22500110								
HSBC CONTINENTAL EUROPE									a	
109-111, Α.ΜΕΣΟΓΕΙΩΝ 109-111	2106960000									
INDEX SECURITIES S.A.				a						
6, ΔΡΑΓΑΤΣΑΝΙΟΥ 6 ΑΘΗΝΑ	2103213920									
J. CHR. MAVRIKIS SECURITIES S.A.				a						
5, ΣΟΦΟΚΛΕΟΥΣ 5 ΑΘΗΝΑ	2103216730									



## Athex &amp; ATHEXClear Members List

Member Name				Stock Market			Derivatives Market		ATHEXClear Member	
	Address	Phone	Fax	Market Member	Remote Member	Market Maker	Proprietary	Market Maker	General Clearing	Direct Clearing
KAPPA SECURITIES S.A.				a			a			
15, ΒΑΛΛΑΡΙΤΟΥ 15 ΑΘΗΝΑ	2103678600									
KARAMANOF SECURITIES & INVESTMENT SERVICES S.A.				a						
2, ΠΛ.ΑΓ.ΘΕΟΔΩΡΩΝ 2 ΑΘΗΝΑ	2103212947									
LAIKI FINANCIAL SERVICES LTD					a					
26, AVE. VYRONOS NICOSIA	357 22367367	357 22718567								
LEON DEPOLAS SECURITIES S.A.				a		a	a			
1, ΧΡΗΣΤΟΥ ΛΑΔΑ 1 ΑΘΗΝΑ	2103213276 -28									
MEGA EQUITY SECURITIES & FINANCIAL SERVICES PUBLIC LTD				a	a		a			
42-44, ΛΕΩΦ.ΓΡΙΒΑ ΔΙΓΓΕΝΗ 42-44	0035722711711									
MERIT SECURITIES S.A				a		a	a			a
5, ΣΟΦΟΚΛΕΟΥΣ 5 ΑΘΗΝΑ	2103671880									
MERRILL LYNCH INTERNATIONAL				a						
2, 2 KING EDWARD STREET LONDON	+44 20276281000									
N. CHRYSOCHOIDIS SECURITIES S.A.				a			a			a
7-9, ΣΟΦΟΚΛΕΟΥΣ 7-9 ΑΘΗΝΑ	2103213913									
NATIONAL BANK OF GREECE S.A.				a		a	a		a	
86, ΑΙΟΛΟΥ STR. ΑΘΗΝΑ	(210)-3341000	(210)-3228187								
68, ΑΚΑΔΙΜΙΑΣ STR. ΑΘΗΝΑ	(210)-3328817	(210)-3328678								
NATIONAL SECURITIES S.A.				a		a	a	a		
66, ΛΕΩΦ. ΑΘΗΝΩΝ 128-132 ΑΘΗΝΑ	2103328784									
NUNTIUS BROKERAGE AND INVESTMENT SERVICES S.A				a						
6, ΔΡΑΓΑΤΣΑΝΙΟΥ 6 ΑΘΗΝΑ	2103350599									
ONE PLUS CAPITAL LIMITED				a	a					
, 75 PRODROMOU AVENUE NICOSIA 1307	35722873760									
OPTIMA BANK S.A.				a		a	a	a	a	
32, ΑΙΓΙΑΛΕΙΑΣ 32 & ΠΑΡΑΔΕΙΣΟΥ ΜΑΡΟΥΣΙ	2108173111									
PANTELAKIS SECURITIES S.A.				a		a	a	a		
57, ΕΘΝΙΚΗΣ ΑΝΤΙΣΤΑΣΕΩΣ 57, ΚΤΙΡΙΟ Β CHALANDRI	2106965000									
PEGASUS SECURITIES S.A				a			a			
17, ΒΑΛΛΑΡΙΤΟΥ 17 & ΑΜΕΡΙΚΗΣ ΑΘΗΝΑ	2103670700									
PIRAEUS BANK S.A.				a			a		a	
, ΑΜΕΡΙΚΗΣ 4 ΑΘΗΝΑ	2103335000									
PIRAEUS SECURITIES S. A.				a		a	a	a		a
10, ΣΤΑΔΙΟΥ 10 ΑΘΗΝΑ	2103354100									
PROCHOICE SECURITIES LTD				a	a					
57, ΛΕΩΦ.ΣΠΥΡΟΥ ΚΥΠΡΙΑΝΟΥ 57, ΑΚΙΝΗΤΑ Φ	035724661192									
SHARELINK SECURITIES & FINANCIAL SERVICES LTD				a	a		a			
6, HOUSE-ΘΕΟΤΟΚΗ 6 ΜΕΓΑΡΟ ΕΛΜΗΝΑ	+357 22554200									
SOCIETE GENERALE S.A.				a	a		a			
, 17 COURS VALMY, CEDEX	+157290504									
SOLIDUS SECURITIES S.A				a			a			a
64, ΛΟΥΙΖΗΣ ΠΙΑΝΚΟΥΡ 64 ΑΘΗΝΑ	2106900600									
ST. EM. LAVRENTAKIS SECURITIES S.A.				a			a			
7-9, ΣΟΦΟΚΛΕΟΥΣ 7-9 ΑΘΗΝΑ	2103213336									
THE CYPRUS INVESTMENT & SECURITIES CORPORATION LTD				a	a					
154, ΛΕΩΦ. ΚΥΡΗΝΕΙΑΣ	0035722121700									
UBS EUROPE SE				a	a					
, OPERNTURM, BOCKENHEIMER LANDSTRASSE 2-4	496921790									
UBS LIMITED					a					
1, FINSBURY AVENUE LONDON	+44 2075687135									

## List of Stocks under Market Making operations

Securities	Stock Category
Market Maker	Start Market Making
<b>SPIROY AGRICULTURE SA (CR)</b>	Surveillance
EUROBANK EQUITIES INVESTMENT FIRM S.A	02/09/2019
<b>MLS MULTIMEDIA SA (CR)</b>	Suspension Status
PIRAEUS SECURITIES S. A.	01/08/2019
<b>ALPHA ETF FTSE Athex Large Cap</b>	Exchange Traded Funds (ETFs)
ALPHA FINANCE INVESTMENT SERVICES SINGLE MEMBER SA	02/01/1900
NATIONAL SECURITIES S.A.	02/01/1900
<b>ADMIE (IPTO) HOLDING S.A. (CR)</b>	Main Market
EUROBANK EQUITIES INVESTMENT FIRM S.A	24/05/2021
HELLENIC AMERICAN SECURITIES S.A.	09/03/2020
PIRAEUS SECURITIES S. A.	29/06/2017
<b>AEGEAN AIRLINES (CR)</b>	Main Market
EUROBANK EQUITIES INVESTMENT FIRM S.A	22/09/2020
<b>ALPHA SERVICES HOLD (CR)</b>	Main Market
ALPHA FINANCE INVESTMENT SERVICES SINGLE MEMBER SA	29/02/2016
EUROBANK EQUITIES INVESTMENT FIRM S.A	22/10/2006
HELLENIC AMERICAN SECURITIES S.A.	25/07/2014
LEON DEPOLAS SECURITIES S.A.	04/01/2016
MERIT SECURITIES S.A	03/09/2012
NATIONAL SECURITIES S.A.	02/01/1900
PIRAEUS SECURITIES S. A.	28/05/2009
<b>ANDROMEDA SA (CR)</b>	Main Market
BETA SECURITIES S.A.	15/02/2021
<b>AS COMPANY SA (CR)</b>	Main Market
EUROBANK EQUITIES INVESTMENT FIRM S.A	01/04/2019
<b>ATTICA BANK S.A. (CR)</b>	Main Market
EUROBANK EQUITIES INVESTMENT FIRM S.A	11/11/2019
EUROXX SECURITIES S.A.	22/01/2016
PIRAEUS SECURITIES S. A.	20/09/2017
<b>AUTOHELLAS SA (CR)</b>	Main Market
ALPHA FINANCE INVESTMENT SERVICES SINGLE MEMBER SA	01/07/2019
EUROXX SECURITIES S.A.	02/07/2018
<b>AVAX S.A. (CR)</b>	Main Market
EUROBANK EQUITIES INVESTMENT FIRM S.A	14/12/2015
PIRAEUS SECURITIES S. A.	01/02/2021
<b>AVE (CR)</b>	Main Market
EUROXX SECURITIES S.A.	05/06/2020
<b>BRIQ PROPERTIES (CR)</b>	Main Market
EUROBANK EQUITIES INVESTMENT FIRM S.A	09/09/2019
LEON DEPOLAS SECURITIES S.A.	22/02/2021
<b>BYTE COMPUTER SA (CR)</b>	Main Market
MERIT SECURITIES S.A	04/08/2008
<b>CC HBC AG (CR)</b>	Main Market
BETA SECURITIES S.A.	08/03/2021
NATIONAL SECURITIES S.A.	02/01/1900
PIRAEUS SECURITIES S. A.	04/05/2015
<b>CENERGY HOLDINGS (CB)</b>	Main Market
ALPHA FINANCE INVESTMENT SERVICES SINGLE MEMBER SA	02/01/2016
EUROBANK EQUITIES INVESTMENT FIRM S.A	02/01/2016
<b>CNL CAPITAL (CR)</b>	Main Market
MERIT SECURITIES S.A	01/10/2018
<b>EKTER SA (CR)</b>	Main Market
EUROBANK EQUITIES INVESTMENT FIRM S.A	16/10/2017
LEON DEPOLAS SECURITIES S.A.	21/05/2018
<b>ELASTRON (CR)</b>	Main Market
LEON DEPOLAS SECURITIES S.A.	20/02/2017
<b>ELLAKTOR (CR)</b>	Main Market
ALPHA FINANCE INVESTMENT SERVICES SINGLE MEMBER SA	18/03/2019
EUROBANK EQUITIES INVESTMENT FIRM S.A	01/06/2012
EUROXX SECURITIES S.A.	24/09/2018
NATIONAL SECURITIES S.A.	02/01/1900
PIRAEUS SECURITIES S. A.	22/10/2018
<b>ELTON SA (CR)</b>	Main Market
BETA SECURITIES S.A.	03/09/2012
LEON DEPOLAS SECURITIES S.A.	01/04/2019
<b>ELVALHALCOR (CR)</b>	Main Market
ALPHA FINANCE INVESTMENT SERVICES SINGLE MEMBER SA	07/05/2018
EUROBANK EQUITIES INVESTMENT FIRM S.A	07/05/2018

## List of Stocks under Market Making operations

Securities	Stock Category
Market Maker	Start Market Making
<b>ELVE SA (CR)</b>	Main Market
LEON DEPOLAS SECURITIES S.A.	02/11/2020
<b>ENTERSOFT (CR)</b>	Main Market
EUROBANK EQUITIES INVESTMENT FIRM S.A	22/06/2020
<b>EUROBANK HOLDINGS (CR)</b>	Main Market
ALPHA FINANCE INVESTMENT SERVICES SINGLE MEMBER SA	09/01/2006
EUROBANK EQUITIES INVESTMENT FIRM S.A	01/06/2012
HELLENIC AMERICAN SECURITIES S.A.	25/07/2014
LEON DEPOLAS SECURITIES S.A.	30/11/2018
MERIT SECURITIES S.A	06/11/2017
NATIONAL SECURITIES S.A.	02/01/1900
PIRAEUS SECURITIES S. A.	28/09/2009
<b>EUROPEAN RELIANCE INSUR. (CR)</b>	Main Market
BETA SECURITIES S.A.	27/07/2020
PANTELAKIS SECURITIES S.A.	15/07/2019
<b>EYDAP S.A. (CR)</b>	Main Market
ALPHA FINANCE INVESTMENT SERVICES SINGLE MEMBER SA	27/01/2020
EUROBANK EQUITIES INVESTMENT FIRM S.A	10/06/2019
<b>FOURLIS (CR)</b>	Main Market
EUROBANK EQUITIES INVESTMENT FIRM S.A	01/12/2016
PIRAEUS SECURITIES S. A.	06/03/2017
<b>GEK TERNA (CR)</b>	Main Market
BETA SECURITIES S.A.	08/03/2021
EUROBANK EQUITIES INVESTMENT FIRM S.A	24/05/2021
PIRAEUS SECURITIES S. A.	29/08/2019
<b>GR. SARANTIS S.A. (CR)</b>	Main Market
BETA SECURITIES S.A.	14/05/2012
EUROBANK EQUITIES INVESTMENT FIRM S.A	24/10/2016
<b>HELLENIC EXCHANGES-A.S.E. (CR)</b>	Main Market
HELLENIC AMERICAN SECURITIES S.A.	01/09/2014
NATIONAL SECURITIES S.A.	02/01/1900
PIRAEUS SECURITIES S. A.	04/05/2015
<b>HELLENIC PETROLEUM (CR)</b>	Main Market
HELLENIC AMERICAN SECURITIES S.A.	14/09/2015
PIRAEUS SECURITIES S. A.	20/03/2017
<b>IDEAL GROUP SA (CR)</b>	Main Market
EUROBANK EQUITIES INVESTMENT FIRM S.A	07/06/2021
PIRAEUS SECURITIES S. A.	07/06/2021
<b>IKTINOS HELLAS SA (CR)</b>	Main Market
ALPHA FINANCE INVESTMENT SERVICES SINGLE MEMBER SA	01/04/2019
EUROBANK EQUITIES INVESTMENT FIRM S.A	25/02/2019
NATIONAL SECURITIES S.A.	02/01/1900
<b>INTERCONTINENTAL (CR)</b>	Main Market
LEON DEPOLAS SECURITIES S.A.	03/06/2019
<b>INTERWOOD-XYLEMPORIA (CR)</b>	Main Market
EUROBANK EQUITIES INVESTMENT FIRM S.A	05/07/2021
PANTELAKIS SECURITIES S.A.	01/07/2021
<b>INTRACOM HOLDINGS (CR)</b>	Main Market
LEON DEPOLAS SECURITIES S.A.	08/10/2018
<b>JUMBO SA (CR)</b>	Main Market
BETA SECURITIES S.A.	01/02/2021
EUROBANK EQUITIES INVESTMENT FIRM S.A	25/05/2020
MERIT SECURITIES S.A	06/11/2017
PIRAEUS SECURITIES S. A.	06/03/2017
<b>KARAMOLEGOS SA (CR)</b>	Main Market
EUROXX SECURITIES S.A.	04/10/2019
<b>KLOUKINAS - LAPPAS SA (CR)</b>	Main Market
BETA SECURITIES S.A.	22/09/2014
<b>KRI-KRI S.A. (CR)</b>	Main Market
EUROBANK EQUITIES INVESTMENT FIRM S.A	07/05/2018
LEON DEPOLAS SECURITIES S.A.	16/01/2017
<b>LAMDA DEVELOPMENT SA (CR)</b>	Main Market
EUROBANK EQUITIES INVESTMENT FIRM S.A	08/12/2014
PANTELAKIS SECURITIES S.A.	06/11/2017
PIRAEUS SECURITIES S. A.	29/06/2017
<b>LAMPSA HOTEL SA (CR)</b>	Main Market
LEON DEPOLAS SECURITIES S.A.	16/01/2017

List of Stocks under Market Making operations

Securities	Market Maker	Start Market Making	Stock Category
<b>MARFIN INVESTMENT GROUP (CR)</b>			
	EUROBANK EQUITIES INVESTMENT FIRM S.A	23/03/2015	Main Market
	PIRAEUS SECURITIES S. A.	02/02/2009	
<b>MOTOR OIL (CR)</b>			
	BETA SECURITIES S.A.	08/03/2021	
	EUROBANK EQUITIES INVESTMENT FIRM S.A	22/10/2006	
	HELLENIC AMERICAN SECURITIES S.A.	01/09/2014	
	LEON DEPOLAS SECURITIES S.A.	01/04/2019	
	MERIT SECURITIES S.A	25/02/2019	
	NATIONAL SECURITIES S.A.	02/01/1900	
	PIRAEUS SECURITIES S. A.	04/05/2015	
<b>MYTILINEOS (CR)</b>			
	ALPHA FINANCE INVESTMENT SERVICES SINGLE MEMBER SA	15/04/2019	Main Market
	EUROBANK EQUITIES INVESTMENT FIRM S.A	20/09/2017	
	MERIT SECURITIES S.A	25/02/2019	
	NATIONAL SECURITIES S.A.	02/01/1900	
	PIRAEUS SECURITIES S. A.	04/05/2015	
<b>NATIONAL BANK (CR)</b>			
	ALPHA FINANCE INVESTMENT SERVICES SINGLE MEMBER SA	09/01/2006	Main Market
	BETA SECURITIES S.A.	01/02/2021	
	EUROBANK EQUITIES INVESTMENT FIRM S.A	22/10/2006	
	HELLENIC AMERICAN SECURITIES S.A.	25/07/2014	
	LEON DEPOLAS SECURITIES S.A.	20/05/2015	
	MERIT SECURITIES S.A	03/09/2012	
	NATIONAL SECURITIES S.A.	02/01/1900	
	PIRAEUS SECURITIES S. A.	08/09/2008	
<b>OPAP (CR)</b>			
	ALPHA FINANCE INVESTMENT SERVICES SINGLE MEMBER SA	09/01/2006	Main Market
	EUROBANK EQUITIES INVESTMENT FIRM S.A	22/10/2006	
	HELLENIC AMERICAN SECURITIES S.A.	25/07/2014	
	MERIT SECURITIES S.A	20/03/2017	
	NATIONAL SECURITIES S.A.	02/01/1900	
	PIRAEUS SECURITIES S. A.	04/05/2015	
<b>OTE (CR)</b>			
	ALPHA FINANCE INVESTMENT SERVICES SINGLE MEMBER SA	09/01/2006	Main Market
	EUROBANK EQUITIES INVESTMENT FIRM S.A	22/10/2006	
	HELLENIC AMERICAN SECURITIES S.A.	25/07/2014	
	LEON DEPOLAS SECURITIES S.A.	20/04/2015	
	MERIT SECURITIES S.A	20/03/2017	
	NATIONAL SECURITIES S.A.	02/01/1900	
	PIRAEUS SECURITIES S. A.	08/09/2008	
<b>P.P.A. S.A. (CR)</b>			
	EUROBANK EQUITIES INVESTMENT FIRM S.A	06/02/2019	Main Market
<b>PAPOUTSANIS (CR)</b>			
	ALPHA FINANCE INVESTMENT SERVICES SINGLE MEMBER SA	19/11/2018	Main Market
	BETA SECURITIES S.A.	25/11/2013	
<b>PETROPOULOS PETROS (CR)</b>			
	EUROBANK EQUITIES INVESTMENT FIRM S.A	01/04/2019	Main Market
	PANTELAKIS SECURITIES S.A.	16/03/2020	
<b>PIRAEUS FINANCIAL HOLD (CR)</b>			
	ALPHA FINANCE INVESTMENT SERVICES SINGLE MEMBER SA	15/04/2019	Main Market
	EUROBANK EQUITIES INVESTMENT FIRM S.A	22/10/2006	
	EUROXX SECURITIES S.A.	15/02/2016	
	HELLENIC AMERICAN SECURITIES S.A.	25/07/2014	
	LEON DEPOLAS SECURITIES S.A.	30/11/2018	
	MERIT SECURITIES S.A	16/09/2013	
	NATIONAL SECURITIES S.A.	02/01/1900	
	PIRAEUS SECURITIES S. A.	16/02/2009	
<b>PLAISIO COMPUTERS SA (CR)</b>			
	EUROBANK EQUITIES INVESTMENT FIRM S.A	02/03/2015	Main Market
<b>PPC (CR)</b>			
	ALPHA FINANCE INVESTMENT SERVICES SINGLE MEMBER SA	09/01/2006	Main Market
	BETA SECURITIES S.A.	01/02/2021	
	EUROBANK EQUITIES INVESTMENT FIRM S.A	22/10/2006	
	HELLENIC AMERICAN SECURITIES S.A.	01/09/2014	
	MERIT SECURITIES S.A	06/11/2017	
	NATIONAL SECURITIES S.A.	02/01/1900	
	PIRAEUS SECURITIES S. A.	28/09/2009	

List of Stocks under Market Making operations

Securities	Market Maker	Start Market Making	Stock Category
<b>PREMIA (CR)</b>			<b>Main Market</b>
	BETA SECURITIES S.A.	01/06/2021	
<b>PROFILE SA (CR)</b>			<b>Main Market</b>
	PANTELAKIS SECURITIES S.A.	01/07/2019	
<b>QUEST HOLDINGS (CR)</b>			<b>Main Market</b>
	BETA SECURITIES S.A.	26/03/2018	
	EUROBANK EQUITIES INVESTMENT FIRM S.A	28/01/2019	
<b>TERNA ENERGY (CR)</b>			<b>Main Market</b>
	BETA SECURITIES S.A.	08/03/2021	
	EUROBANK EQUITIES INVESTMENT FIRM S.A	24/05/2021	
	PIRAEUS SECURITIES S. A.	09/12/2019	
<b>THRACE PLASTICS SA (CR)</b>			<b>Main Market</b>
	ALPHA FINANCE INVESTMENT SERVICES SINGLE MEMBER SA	26/03/2018	
	EUROBANK EQUITIES INVESTMENT FIRM S.A	26/03/2018	
<b>TITAN CEMENT (CB)</b>			<b>Main Market</b>
	BETA SECURITIES S.A.	01/02/2021	
	EUROBANK EQUITIES INVESTMENT FIRM S.A	06/11/2019	
	PIRAEUS SECURITIES S. A.	18/01/2021	
<b>UNIBIOS (CR)</b>			<b>Main Market</b>
	LEON DEPOLAS SECURITIES S.A.	01/02/2021	
<b>VIOHALCO SA/NV (CB)</b>			<b>Main Market</b>
	ALPHA FINANCE INVESTMENT SERVICES SINGLE MEMBER SA	11/03/2008	
	EUROBANK EQUITIES INVESTMENT FIRM S.A	04/03/2014	
	MERIT SECURITIES S.A	17/03/2014	

Underlying Asset				Derivatives Market													
Price max	Price min	Closing price	change	Delivery Month	Open price	Price max	Price min	Last price	Closing price	Last Bid	Last Ask	Fixing price*	Life high	Life low	Trades	Volume	Open Interest
<b>FTSE/Athex Large Cap</b>				(Trade Unit: 1 Index Point x 2€, Cash Settlement)													
2,098.71	2,073.77	2,076.13	-1.08%	July 2021	2,098.50	2,098.50	2,067.50	2,070.00	2,070.00	---	---	---	2,230.00	---	276	1,370	2,156
				August 2021	2,091.50	2,091.50	2,058.00	2,062.00	2,062.00	---	---	---	2,207.25	---	241	1,315	3,826
				September 2021	2,078.75	2,078.75	2,058.75	2,058.75	2,058.75	---	---	---	2,095.75	---	5	31	64
				December 2021	---	---	---	---	2,117.00	---	---	---	---	---	---	---	---
				March 2022	---	---	---	---	2,127.50	---	---	---	---	---	---	---	---
				June 2022	---	---	---	---	2,138.00	---	---	---	---	---	---	---	---
<b>FTSE/Athex Banks</b>				(Trade Unit: 1 Index Point x 15€, Cash Settlement)													
548.31	534.20	535.61	-2.32%	September 2021	544.75	544.75	544.75	544.75	544.75	---	---	---	569.25	---	1	1	5
				December 2021	---	---	---	---	553.00	---	---	---	---	---	---	---	---
				March 2022	---	---	---	---	555.75	---	---	---	---	---	---	---	---
				June 2022	---	---	---	---	558.50	---	---	---	---	---	---	---	---

Derivatives notes

Fixing prices and final open positions can be retrieved from the following path <http://www.helex.gr/el/web/guest/statistics-end-of-day-derivatives>

Underlying Asset				Derivatives Market													
Price max	Price min	Closing price	change	Delivery Month	Open price	Price max	Price min	Last price	Closing price	Last Bid	Last Ask	Fixing price*	Life high	Life low	Trades	Volume	Open Interest
<b>ADMIE (IPTO) HOLDING S.A. (CR)</b>				(Contract Size: 100 Securities, Physical Delivery)													
2.6	2.57	2.58	-1.34%	September 2021	2.51	2.52	2.49	2.49	2.49	---	---	---	2.73	---	6	45	9,216
				December 2021	---	---	---	---	2.64	---	---	---	---	---	---	---	---
				March 2022	---	---	---	---	2.65	---	---	---	---	---	---	---	---
				June 2022	---	---	---	---	2.66	---	---	---	---	---	---	---	---
<b>ALPHA SERVICES HOLD (CR)</b>				(Contract Size: 100 Securities, Physical Delivery)													
1.101	1.063	1.075	-2.45%	September 2021	1.10	1.10	1.06	1.07	1.07	---	---	---	1.35	---	139	3,503	34,156
				December 2021	---	---	---	---	1.12	---	---	---	1.16	---	---	---	2
				March 2022	---	---	---	---	1.12	---	---	---	---	---	---	---	---
				June 2022	---	---	---	---	1.12	---	---	---	---	---	---	---	---
<b>ATTICA BANK S.A. (CR)</b>				(Contract Size: 100 Securities, Physical Delivery)													
0.157	0.148	0.1498	-2.73%	September 2021	0.150	0.150	0.150	0.150	0.150	---	---	---	0.225	---	3	51	248
				December 2021	---	---	---	---	0.155	---	---	---	---	---	---	---	---
				March 2022	---	---	---	---	0.156	---	---	---	---	---	---	---	---
				June 2022	---	---	---	---	0.157	---	---	---	---	---	---	---	---
<b>CC HBC AG (CR)</b>				(Contract Size: 100 Securities, Physical Delivery)													
30.96	30.53	30.95	1.14%	September 2021	30.58	30.69	30.49	30.69	30.69	---	---	---	30.69	---	27	27	133
				December 2021	---	---	---	---	30.87	---	---	---	---	---	---	---	---
				March 2022	---	---	---	---	31.02	---	---	---	---	---	---	---	---
				June 2022	---	---	---	---	31.17	---	---	---	---	---	---	---	---
<b>CENERGY HOLDINGS (CB)</b>				(Contract Size: 100 Securities, Physical Delivery)													
2.51	2.43	2.49	0.00%	September 2021	2.47	2.49	2.45	2.49	2.49	---	---	---	2.86	---	7	19	9,634
				December 2021	---	---	---	---	2.51	---	---	---	---	---	---	---	---
				March 2022	---	---	---	---	2.52	---	---	---	---	---	---	---	---
				June 2022	---	---	---	---	2.54	---	---	---	---	---	---	---	---
<b>ELLAKTOR (CR)</b>				(Contract Size: 100 Securities, Physical Delivery)													
1.53	1.475	1.49	-0.20%	September 2021	1.43	1.48	1.43	1.43	1.43	---	---	---	1.62	---	47	842	6,719
				December 2021	---	---	---	---	1.51	---	---	---	---	---	---	---	---
				March 2022	---	---	---	---	1.51	---	---	---	---	---	---	---	---
				June 2022	---	---	---	---	1.52	---	---	---	---	---	---	---	---
<b>EUROBANK HOLDINGS (CR)</b>				(Contract Size: 100 Securities, Physical Delivery)													
0.834	0.8082	0.815	-2.11%	September 2021	0.826	0.826	0.800	0.808	0.808	---	---	---	0.867	---	111	1,325	33,823
				December 2021	---	---	---	---	0.839	---	---	---	0.828	---	---	---	2
				March 2022	---	---	---	---	0.844	---	---	---	---	---	---	---	---
				June 2022	---	---	---	---	0.848	---	---	---	---	---	---	---	---

Derivatives notes

Fixing prices and final open positions can be retrieved from the following path <http://www.helex.gr/el/web/guest/statistics-end-of-day-derivatives>

Underlying Asset				Derivatives Market													
Price max	Price min	Closing price	change	Delivery Month	Open price	Price max	Price min	Last price	Closing price	Last Bid	Last Ask	Fixing price*	Life high	Life low	Trades	Volume	Open Interest
<b>EYDAP S.A. (CR)</b>				(Contract Size: 100 Securities, Physical Delivery)													
7.9	7.79	7.8	-1.14%	September 2021	7.78	7.78	7.78	7.78	7.78	---	---	---	8.88	---	5	5	1,045
				December 2021	---	---	---	---	7.96	---	---	---	---	---	---	---	---
				March 2022	---	---	---	---	8.00	---	---	---	---	---	---	---	---
				June 2022	---	---	---	---	8.04	---	---	---	---	---	---	---	---
<b>FOURLIS (CR)</b>				(Contract Size: 100 Securities, Physical Delivery)													
4.33	4.265	4.3	-0.69%	September 2021	4.30	4.30	4.28	4.28	4.28	---	---	---	4.70	---	6	15	1,520
				December 2021	---	---	---	---	4.37	---	---	---	---	---	---	---	---
				March 2022	---	---	---	---	4.39	---	---	---	---	---	---	---	---
				June 2022	---	---	---	---	4.41	---	---	---	---	---	---	---	---
<b>GEK TERNA (CR)</b>				(Contract Size: 100 Securities, Physical Delivery)													
9.5	9.34	9.41	0.00%	September 2021	9.47	9.49	9.36	9.46	9.46	---	---	---	10.22	---	25	79	7,389
				December 2021	---	---	---	---	9.49	---	---	---	---	---	---	---	---
				March 2022	---	---	---	---	9.54	---	---	---	---	---	---	---	---
				June 2022	---	---	---	---	9.59	---	---	---	---	---	---	---	---
<b>HELLENIC EXCHANGES-A.S.E. (CR)</b>				(Contract Size: 100 Securities, Physical Delivery)													
3.96	3.865	3.89	-1.14%	September 2021	3.94	3.94	3.94	3.94	3.94	---	---	---	4.34	---	1	10	1,694
				December 2021	---	---	---	---	3.97	---	---	---	---	---	---	---	---
				March 2022	---	---	---	---	3.99	---	---	---	---	---	---	---	---
				June 2022	---	---	---	---	4.01	---	---	---	---	---	---	---	---
<b>HELLENIC PETROLEUM (CR)</b>				(Contract Size: 100 Securities, Physical Delivery)													
5.86	5.6	5.68	-1.56%	September 2021	5.71	5.73	5.63	5.68	5.68	---	---	---	6.59	---	48	153	2,269
				December 2021	---	---	---	---	5.82	---	---	---	---	---	---	---	---
				March 2022	---	---	---	---	5.85	---	---	---	---	---	---	---	---
				June 2022	---	---	---	---	5.88	---	---	---	---	---	---	---	---
<b>INTRACOM HOLDINGS (CR)</b>				(Contract Size: 100 Securities, Physical Delivery)													
1.78	1.72	1.756	-0.57%	September 2021	1.75	1.78	1.73	1.75	1.75	---	---	---	1.78	---	19	39	3,839
				December 2021	---	---	---	---	1.78	---	---	---	---	---	---	---	---
				March 2022	---	---	---	---	1.79	---	---	---	---	---	---	---	---
				June 2022	---	---	---	---	1.80	---	---	---	---	---	---	---	---
<b>JUMBO SA (CR)</b>				(Contract Size: 100 Securities, Physical Delivery)													
13.97	13.75	13.78	0.14%	September 2021	13.50	13.50	13.35	13.35	13.35	---	---	---	15.77	---	3	3	2,136
				December 2021	---	---	---	---	13.88	---	---	---	---	---	---	---	---
				March 2022	---	---	---	---	13.95	---	---	---	---	---	---	---	---
				June 2022	---	---	---	---	14.02	---	---	---	---	---	---	---	---

Derivatives notes

Fixing prices and final open positions can be retrieved from the following path <http://www.helex.gr/el/web/guest/statistics-end-of-day-derivatives>



Underlying Asset				Derivatives Market													
Price max	Price min	Closing price	change	Delivery Month	Open price	Price max	Price min	Last price	Closing price	Last Bid	Last Ask	Fixing price*	Life high	Life low	Trades	Volume	Open Interest
<b>LAMDA DEVELOPMENT SA (CR)</b>				(Contract Size: 100 Securities, Physical Delivery)													
7.64	7.53	7.605	1.47%	September 2021	7.55	7.65	7.54	7.63	7.63	---	---	---	7.95	---	34	159	5,927
				December 2021	---	---	---	---	7.56	---	---	---	---	---	---	---	---
				March 2022	---	---	---	---	7.60	---	---	---	---	---	---	---	---
				June 2022	---	---	---	---	7.64	---	---	---	---	---	---	---	---
<b>MARFIN INVESTMENT GROUP (CR)</b>				(Contract Size: 100 Securities, Physical Delivery)													
0.0261	0.0255	0.0259	-1.15%	September 2021	0.026	0.026	0.026	0.026	0.026	---	---	---	0.028	---	2	100	24,349
				December 2021	---	---	---	---	0.026	---	---	---	---	---	---	---	---
				March 2022	---	---	---	---	0.027	---	---	---	---	---	---	---	---
				June 2022	---	---	---	---	0.027	---	---	---	---	---	---	---	---
<b>MOTOR OIL (CR)</b>				(Contract Size: 100 Securities, Physical Delivery)													
13.67	13.47	13.52	-1.89%	September 2021	13.64	13.65	13.51	13.54	13.54	---	---	---	15.10	---	32	60	2,526
				December 2021	---	---	---	---	13.90	---	---	---	---	---	---	---	---
				March 2022	---	---	---	---	13.97	---	---	---	---	---	---	---	---
				June 2022	---	---	---	---	14.04	---	---	---	---	---	---	---	---
<b>MYTILINEOS (CR)</b>				(Contract Size: 100 Securities, Physical Delivery)													
14.58	14.27	14.4	-0.35%	September 2021	14.35	14.44	14.33	14.44	14.44	---	---	---	15.98	---	15	26	6,506
				December 2021	---	---	---	---	14.58	---	---	---	---	---	---	---	---
				March 2022	---	---	---	---	14.65	---	---	---	---	---	---	---	---
				June 2022	---	---	---	---	14.72	---	---	---	---	---	---	---	---
<b>NATIONAL BANK (CR)</b>				(Contract Size: 100 Securities, Physical Delivery)													
2.36	2.304	2.304	-2.79%	September 2021	2.37	2.37	2.31	2.32	2.32	---	---	---	2.75	---	110	917	35,093
				December 2021	---	---	---	---	2.39	---	---	---	---	---	---	---	---
				March 2022	---	---	---	---	2.40	---	---	---	---	---	---	---	---
				June 2022	---	---	---	---	2.41	---	---	---	---	---	---	---	---
<b>OPAP (CR)</b>				(Contract Size: 100 Securities, Physical Delivery)													
11.97	11.58	11.58	-2.85%	September 2021	12.03	12.03	11.65	11.66	11.66	---	---	---	13.34	---	25	82	1,508
				December 2021	---	---	---	---	12.02	---	---	---	---	---	---	---	---
				March 2022	---	---	---	---	12.08	---	---	---	---	---	---	---	---
				June 2022	---	---	---	---	12.14	---	---	---	---	---	---	---	---
<b>OTE (CR)</b>				(Contract Size: 100 Securities, Physical Delivery)													
14.67	14.44	14.495	-1.16%	September 2021	14.42	14.65	14.42	14.51	14.51	---	---	---	15.01	---	9	15	3,504
				December 2021	---	---	---	---	14.79	---	---	---	---	---	---	---	---
				March 2022	---	---	---	---	14.87	---	---	---	---	---	---	---	---
				June 2022	---	---	---	---	14.94	---	---	---	---	---	---	---	---

Derivatives notes

Fixing prices and final open positions can be retrieved from the following path <http://www.helex.gr/el/web/guest/statistics-end-of-day-derivatives>

Underlying Asset				Derivatives Market													
Price max	Price min	Closing price	change	Delivery Month	Open price	Price max	Price min	Last price	Closing price	Last Bid	Last Ask	Fixing price*	Life high	Life low	Trades	Volume	Open Interest
<b>P.P.A. S.A. (CR)</b>				(Contract Size: 100 Securities, Physical Delivery)													
20.05	19.74	19.84	-0.70%	September 2021	19.43	19.44	19.43	19.44	19.44	---	---	---	21.43	---	2	2	394
				December 2021	---	---	---	---	20.15	---	---	---	---	---	---	---	---
				March 2022	---	---	---	---	20.25	---	---	---	---	---	---	---	---
				June 2022	---	---	---	---	20.36	---	---	---	---	---	---	---	---
<b>PIRAEUS FINANCIAL HOLD (CR)</b>				(Contract Size: 6 Securities, Physical Delivery)													
1.404	1.371	1.38	-1.71%	September 2021	1.40	1.40	1.36	1.36	1.36	---	---	---	1.77	---	32	1,783	320,937
				December 2021	---	---	---	---	1.40	---	---	---	1.79	---	---	---	19
				March 2022	---	---	---	---	1.42	---	---	---	---	---	---	---	---
				June 2022	---	---	---	---	1.43	---	---	---	---	---	---	---	---
<b>PPC (CR)</b>				(Contract Size: 100 Securities, Physical Delivery)													
8.885	8.735	8.76	-0.57%	September 2021	8.80	8.83	8.71	8.72	8.72	---	---	---	9.47	---	28	109	16,310
				December 2021	---	---	---	---	8.89	---	---	---	---	---	---	---	---
				March 2022	---	---	---	---	8.93	---	---	---	---	---	---	---	---
				June 2022	---	---	---	---	8.98	---	---	---	---	---	---	---	---
<b>TERNA ENERGY (CR)</b>				(Contract Size: 100 Securities, Physical Delivery)													
11.86	11.7	11.74	-0.51%	September 2021	11.80	11.91	11.76	11.76	11.76	---	---	---	12.85	---	8	24	2,299
				December 2021	---	---	---	---	11.90	---	---	---	---	---	---	---	---
				March 2022	---	---	---	---	11.96	---	---	---	---	---	---	---	---
				June 2022	---	---	---	---	12.02	---	---	---	---	---	---	---	---
<b>TITAN CEMENT (CB)</b>				(Contract Size: 100 Securities, Physical Delivery)													
15.82	15.5	15.6	-1.27%	September 2021	15.75	15.75	15.63	15.67	15.67	---	---	---	17.38	---	11	34	732
				December 2021	---	---	---	---	15.94	---	---	---	---	---	---	---	---
				March 2022	---	---	---	---	16.02	---	---	---	---	---	---	---	---
				June 2022	---	---	---	---	16.10	---	---	---	---	---	---	---	---
<b>VIOHALCO SA/NV (CB)</b>				(Contract Size: 100 Securities, Physical Delivery)													
4.46	4.39	4.46	0.45%	September 2021	4.43	4.48	4.42	4.48	4.48	---	---	---	4.89	---	18	67	8,061
				December 2021	---	---	---	---	4.48	---	---	---	---	---	---	---	---
				March 2022	---	---	---	---	4.50	---	---	---	---	---	---	---	---
				June 2022	---	---	---	---	4.52	---	---	---	---	---	---	---	---

Derivatives notes

Fixing prices and final open positions can be retrieved from the following path <http://www.helex.gr/el/web/guest/statistics-end-of-day-derivatives>

FTSE/Athex Large Cap

(Trade Unit: 1 Index Point x 2€ - Exercise Style: European, Cash Settlement)

Call Options																Put Options																				
July 2021								August 2021								Other Months		July 2021								August 2021								Other Months		Exerise Price
Open price	Price max	Price min	Last price	Closing price	Volume	Open Interest	Open price	Price max	Price min	Last price	Closing price	Volume	Open Interest	Volume	Open Interest	Open price	Price max	Price min	Last price	Closing price	Volume	Open Interest	Open price	Price max	Price min	Last price	Closing price	Volume	Open Interest	Volume	Open Interest					
1,200	-	-	-	-	-	-	-	-	-	-	-	-	-	-	-	-	-	-	-	-	-	-	-	-	-	-	-	-	-	-	-	1,200				
1,225	-	-	-	-	-	-	-	-	-	-	-	-	-	-	-	-	-	-	-	-	-	-	-	-	-	-	-	-	-	-	-	1,225				
1,250	-	-	-	-	-	-	-	-	-	-	-	-	-	-	-	-	-	-	-	-	-	-	-	-	-	-	-	-	-	-	-	1,250				
1,275	-	-	-	-	-	-	-	-	-	-	-	-	-	-	-	-	-	-	-	-	-	-	-	-	-	-	-	-	-	-	-	1,275				
1,300	-	-	-	-	-	-	-	-	-	-	-	-	-	-	-	-	-	-	-	-	-	-	-	-	-	-	-	-	-	-	-	1,300				
1,325	-	-	-	-	-	-	-	-	-	-	-	-	-	-	-	-	-	-	-	-	-	-	-	-	-	-	-	-	-	-	-	1,325				
1,350	-	-	-	-	-	-	-	-	-	-	-	-	-	-	-	-	-	-	-	-	-	-	-	-	-	-	-	-	-	-	-	1,350				
1,375	-	-	-	-	-	-	-	-	-	-	-	-	-	-	-	-	-	-	-	-	-	-	-	-	-	-	-	-	-	-	-	1,375				
1,400	-	-	-	-	-	-	-	-	-	-	-	-	-	-	-	-	-	-	-	-	-	-	-	-	-	-	-	-	-	-	-	1,400				
1,425	-	-	-	-	-	-	-	-	-	-	-	-	-	-	-	-	-	-	-	-	-	-	-	-	-	-	-	-	-	-	-	1,425				
1,450	-	-	-	-	-	-	-	-	-	-	-	-	-	-	-	-	-	-	-	-	-	-	-	-	-	-	-	-	-	-	-	1,450				
1,475	-	-	-	-	-	-	-	-	-	-	-	-	-	-	-	-	-	-	-	-	-	-	-	-	-	-	-	-	-	-	-	1,475				
1,500	-	-	-	-	-	-	-	-	-	-	-	-	-	-	-	-	-	-	-	-	-	-	-	-	-	-	-	-	-	-	-	1,500				
1,525	-	-	-	-	-	-	-	-	-	-	-	-	-	-	-	-	-	-	-	-	-	-	-	-	-	-	-	-	-	-	-	1,525				
1,550	-	-	-	-	-	-	-	-	-	-	-	-	-	-	-	-	-	-	-	-	-	-	-	-	-	-	-	-	-	-	-	1,550				
1,575	-	-	-	-	-	-	-	-	-	-	-	-	-	-	-	-	-	-	-	-	-	-	-	-	-	-	-	-	-	-	-	1,575				
1,600	-	-	-	-	-	-	-	-	-	-	-	-	-	-	-	-	-	-	-	-	-	-	-	-	-	-	-	-	-	-	-	1,600				
1,625	-	-	-	-	-	-	-	-	-	-	-	-	-	-	-	-	-	-	-	-	-	-	-	-	-	-	-	-	-	-	-	1,625				
1,650	-	-	-	-	-	-	-	-	-	-	-	-	-	-	-	-	-	-	-	-	-	-	-	-	-	-	-	-	-	-	-	1,650				
1,675	-	-	-	-	-	-	-	-	-	-	-	-	-	-	-	-	-	-	-	-	-	-	-	-	-	-	-	-	-	-	-	1,675				
1,700	-	-	-	-	-	-	-	-	-	-	-	-	-	-	-	-	-	-	-	-	-	-	-	-	-	-	-	-	-	-	-	1,700				
1,725	-	-	-	-	-	-	-	-	-	-	-	-	-	-	-	-	-	-	-	-	-	-	-	-	-	-	-	-	-	-	-	1,725				
1,750	-	-	-	-	-	-	-	-	-	-	-	-	-	-	-	-	-	-	-	-	-	-	-	-	-	-	-	-	-	-	-	1,750				
1,775	-	-	-	-	-	-	-	-	-	-	-	-	-	-	-	-	-	-	-	-	-	-	-	-	-	-	-	-	-	-	-	1,775				
1,800	-	-	-	-	-	-	-	-	-	-	-	-	-	-	-	-	-	-	-	-	-	-	-	-	-	-	-	-	-	-	-	1,800				
1,825	-	-	-	-	-	-	-	-	-	-	-	-	-	-	-	-	-	-	-	-	-	-	-	-	-	-	-	-	-	-	-	1,825				
1,850	-	-	-	-	-	-	-	-	-	-	-	-	-	-	-	-	-	-	-	-	-	-	-	-	-	-	-	-	-	-	-	1,850				
1,875	-	-	-	-	-	-	-	-	-	-	-	-	-	-	-	-	-	-	-	-	-	-	-	-	-	-	-	-	-	-	-	1,875				
1,900	0.00	0.00	0.00	-	198.00	-	-	0.00	0.00	0.00	-	187.00	-	-	-	0.00	0.00	0.00	-	3.00	-	-	0.00	0.00	0.00	-	5.00	-	-	-	1,900					
1,925	0.00	0.00	0.00	-	173.00	-	-	0.00	0.00	0.00	-	164.00	-	-	-	0.00	0.00	0.00	-	7.90	-	-	0.00	0.00	0.00	-	12.00	-	-	-	1,925					
1,950	0.00	0.00	0.00	-	148.00	-	-	0.00	0.00	0.00	-	142.00	-	-	-	0.00	0.00	0.00	-	10.20	-	2	0.00	0.00	0.00	-	17.50	-	36	-	1,950					
1,975	0.00	0.00	0.00	-	123.00	-	-	0.00	0.00	0.00	-	121.00	-	-	-	0.00	0.00	0.00	-	13.50	-	1	0.00	0.00	0.00	-	33.75	-	93	-	1,975					
2,000	0.00	0.00	0.00	-	98.50	-	-	0.00	0.00	0.00	-	102.00	-	20	-	0.00	0.00	0.00	-	56	-	11	0.00	0.00	0.00	-	57.50	-	41	-	2,000					
2,050	0.00	0.00	0.00	-	49.25	-	1	50.50	52.00	48.75	52.00	52.00	60	40	-	6.00	0.00	6.00	6.00	6.00	2	104	0.00	0.00	0.00	-	89.50	-	81	-	2,050					
2,100	0.00	0.00	0.00	-	12.00	-	107	33.00	33.00	33.00	33.00	33.00	2	44	-	0.00	0.00	0.00	-	24.25	-	56	0.00	0.00	0.00	-	24.25	-	71	-	2,100					
2,150	0.00	0.00	0.00	-	0.79	-	42	0.00	0.00	0.00	-	24.25	-	71	-	0.00	0.00	0.00	-	24.25	-	64	0.00	0.00	0.00	-	89.50	-	81	-	2,150					

FTSE/Athex Large Cap

(Trade Unit: 1 Index Point x 2€ - Exercise Style: European, Cash Settlement)

Call Options															Put Options																		
Exercise Price	July 2021							August 2021							Other Months		July 2021						August 2021						Other Months		Exercise Price		
	Open price	Price max	Price min	Last price	Closing price	Volume	Open Interest	Open price	Price max	Price min	Last price	Closing price	Volume	Open Interest	Volume	Open Interest	Open price	Price max	Price min	Last price	Closing price	Volume	Open Interest	Open price	Price max	Price min	Last price	Closing price	Volume	Open Interest		Volume	Open Interest
2,200	0.00	0.00	0.00	-	0.01	-	41	7.00	7.00	7.00	7.00	7.00	2	156			0.00	0.00	0.00	-	101.00	-	40	0.00	0.00	0.00	-	128.00	-	101			2,200
2,250	0.00	0.00	0.00	-	0.01	-	84	0.00	0.00	0.00	-	6.10	-	40			0.00	0.00	0.00	-	151.00	-	-	0.00	0.00	0.00	-	171.00	-	140			2,250
2,300	0.00	0.00	0.00	-	0.01	-	66	0.00	0.00	0.00	-	2.70	-	-			0.00	0.00	0.00	-	201.00	-	20	0.00	0.00	0.00	-	218.00	-	-			2,300
2,350	0.00	0.00	0.00	-	0.01	-	-	0.00	0.00	0.00	-	1.10	-	-			0.00	0.00	0.00	-	251.00	-	-	0.00	0.00	0.00	-	266.00	-	-			2,350
2,400	0.00	0.00	0.00	-	0.02	-	-	0.00	0.00	0.00	-	0.41	-	-			0.00	0.00	0.00	-	301.00	-	-	0.00	0.00	0.00	-	315.00	-	-			2,400
2,450	0.00	0.00	0.00	-	0.01	-	-	0.00	0.00	0.00	-	0.14	-	-			0.00	0.00	0.00	-	351.00	-	-	0.00	0.00	0.00	-	365.00	-	-			2,450
2,500	0.00	0.00	0.00	-	0.02	-	-	0.00	0.00	0.00	-	0.04	-	-			0.00	0.00	0.00	-	401.00	-	-	0.00	0.00	0.00	-	414.00	-	-			2,500
Totals:						0	341						64	371	0	0							2	298				0	492	0	0		
Number of Trades:							0						7		0								1				0		0				

ALPHA SERVICES HOLD (CR)

(Contract Size: 100 Securities, Exercise Style: American, Physical Delivery)

Call Options														Put Options																		
July 2021							August 2021							Other Months		July 2021					August 2021					Other Months		Exercise Price				
Open price	Price max	Price min	Last price	Closing price	Volume	Open Interest	Open price	Price max	Price min	Last price	Closing price	Volume	Open Interest	Volume	Open Interest	Open price	Price max	Price min	Last price	Closing price	Volume	Open Interest	Open price	Price max	Price min	Last price	Closing price		Volume	Open Interest	Volume	Open Interest
0.150					-	-						-	-									-	-									0.002
0.200					-	-						-	-									-	-									0.002
0.250					-	-						-	-									-	-									0.003
0.300					-	-						-	-									-	-									0.003
0.350					-	-						-	-									-	-									0.004
0.400					-	-						-	-									-	-									0.004
0.450					-	-						-	-									-	-									0.005
0.500					-	-						-	-									-	-									0.005
0.550					-	-						-	-									-	-									0.006
0.600					-	-						-	-									-	-									0.006
0.650	0.000	0.000	0.000	0.450	-	-	0.000	0.000	0.000	0.452	-	-	0.000	0.000	0.000	0.000	0.000	0.000	0.000	0.001	-	-	0.000	0.000	0.000	0.001	-	-	0.000	0.000	0.007	
0.700	0.000	0.000	0.000	0.400	-	-	0.000	0.000	0.000	0.403	-	-	0.000	0.000	0.000	0.000	0.000	0.000	0.000	0.001	-	-	0.000	0.000	0.000	0.001	-	-	0.000	0.000	0.007	
0.750	0.000	0.000	0.000	0.350	-	-	0.000	0.000	0.000	0.354	-	-	0.000	0.000	0.000	0.000	0.000	0.000	0.000	0.001	-	-	0.000	0.000	0.000	0.003	-	-	0.000	0.000	0.008	
0.800	0.000	0.000	0.000	0.300	-	-	0.000	0.000	0.000	0.308	-	-	0.000	0.000	0.000	0.000	0.000	0.000	0.000	0.004	-	-	0.000	0.000	0.000	0.006	-	-	0.000	0.000	0.008	
0.850	0.000	0.000	0.000	0.250	-	-	0.000	0.000	0.000	0.263	-	-	0.000	0.000	0.000	0.000	0.000	0.000	0.000	0.001	-	-	0.000	0.000	0.000	0.011	-	-	0.000	0.000	0.009	
0.900	0.000	0.000	0.000	0.200	-	-	0.000	0.000	0.000	0.222	-	-	0.000	0.000	0.000	0.000	0.000	0.000	0.000	0.004	-	-	0.000	0.000	0.000	0.020	-	-	0.000	0.000	0.009	
0.950	0.000	0.000	0.000	0.150	-	-	0.000	0.000	0.000	0.184	-	-	0.000	0.000	0.000	0.000	0.000	0.000	0.000	0.001	-	-	0.000	0.000	0.000	0.032	-	-	0.000	0.000	0.010	
1.000	0.000	0.000	0.000	0.103	-	-	0.000	0.000	0.000	0.150	-	-	0.000	0.000	0.000	0.000	0.000	0.000	0.000	0.003	-	-	0.000	0.000	0.000	0.048	-	-	0.000	0.000	0.010	
1.100	0.000	0.000	0.000	0.030	-	-	0.000	0.000	0.000	0.095	-	-	0.000	0.000	0.000	0.000	0.000	0.000	0.000	0.030	-	-	0.000	0.000	0.000	0.093	-	-	0.000	0.000	0.011	
1.200	0.000	0.000	0.000	0.004	-	-	0.000	0.000	0.000	0.058	-	-	0.000	0.000	0.000	0.000	0.000	0.000	0.000	0.104	-	-	0.000	0.000	0.000	0.156	-	-	0.000	0.000	0.012	
1.300	0.000	0.000	0.000	0.003	-	-	0.000	0.000	0.000	0.033	-	-	0.000	0.000	0.000	0.000	0.000	0.000	0.000	0.200	-	-	0.000	0.000	0.000	0.231	-	-	0.000	0.000	0.013	
1.400	0.000	0.000	0.000	0.001	-	-	0.000	0.000	0.000	0.018	-	-	0.000	0.000	0.000	0.000	0.000	0.000	0.000	0.300	-	-	0.000	0.000	0.000	0.315	-	-	0.000	0.000	0.014	
1.500	0.000	0.000	0.000	0.001	-	-	0.000	0.000	0.000	0.009	-	-	0.000	0.000	0.000	0.000	0.000	0.000	0.000	0.400	-	-	0.000	0.000	0.000	0.407	-	-	0.000	0.000	0.015	
1.600	0.000	0.000	0.000	0.001	-	-	0.000	0.000	0.000	0.005	-	-	0.000	0.000	0.000	0.000	0.000	0.000	0.000	0.500	-	-	0.000	0.000	0.000	0.503	-	-	0.000	0.000	0.016	
1.700	0.000	0.000	0.000	0.001	-	-	0.000	0.000	0.000	0.002	-	-	0.000	0.000	0.000	0.000	0.000	0.000	0.000	0.600	-	-	0.000	0.000	0.000	0.601	-	-	0.000	0.000	0.017	
1.800	0.000	0.000	0.000	0.001	-	-					-	-				0.000	0.000	0.000	0.700	-	-					-	-			0.018		
Totals:					0	0					0	0	0	0							0	0							0	0	0	0
Number of Trades:					0						0		0									0.00							0		0	

NATIONAL BANK (CR)

(Contract Size: 100 Securities, Exercise Style: American, Physical Delivery)

Call Options															Put Options																	
July 2021							August 2021							Other Months		July 2021					August 2021					Other Months		Exercise Price				
Open price	Price max	Price min	Last price	Closing price	Volume	Open Interest	Open price	Price max	Price min	Last price	Closing price	Volume	Open Interest	Volume	Open Interest	Open price	Price max	Price min	Last price	Closing price	Volume	Open Interest	Open price	Price max	Price min	Last price	Closing price		Volume	Open Interest	Volume	Open Interest
0.650					-	-						-	-									-	-									0.007
0.700					-	-						-	-									-	-									0.007
0.750					-	-						-	-									-	-									0.008
0.800					-	-						-	-									-	-									0.008
0.850					-	-						-	-									-	-									0.009
0.900					-	-						-	-									-	-									0.009
0.950					-	-						-	-									-	-									0.010
1.000					-	-						-	-									-	-									0.010
1.100					-	-						-	-									-	-									0.011
1.200					-	-						-	-									-	-									0.012
1.300					-	-						-	-									-	-									0.013
1.400					-	-						-	-									-	-									0.014
1.500					-	-						-	-									-	-									0.015
1.600	0.000	0.000	0.000		0.770	-	-	0.000	0.000	0.000		0.774	-	-		0.000	0.000	0.000		0.001	-	-	0.000	0.000	0.000		0.001	-	-		0.016	
1.700	0.000	0.000	0.000		0.670	-	-	0.000	0.000	0.000		0.675	-	-		0.000	0.000	0.000		0.001	-	-	0.000	0.000	0.000		0.001	-	-		0.017	
1.800	0.000	0.000	0.000		0.570	-	-	0.000	0.000	0.000		0.578	-	-		0.000	0.000	0.000		0.001	-	-	0.000	0.000	0.000		0.004	-	-		0.018	
1.900	0.000	0.000	0.000		0.470	-	-	0.000	0.000	0.000		0.483	-	-		0.000	0.000	0.000		0.001	-	-	0.000	0.000	0.000		0.009	-	-		0.019	
2.000	0.000	0.000	0.000		0.370	-	-	0.000	0.000	0.000		0.394	-	-		0.000	0.000	0.000		0.002	-	-	0.000	0.000	0.000		0.020	-	-		0.020	
2.200	0.000	0.000	0.000		0.172	-	-	0.000	0.000	0.000		0.241	-	-		0.000	0.000	0.000		0.002	-	-	0.000	0.000	0.000		0.067	-	-		0.022	
2.400	0.000	0.000	0.000		0.028	-	-	0.000	0.000	0.000		0.130	-	-		0.000	0.000	0.000		0.058	-	-	0.000	0.000	0.000		0.156	-	-		0.024	
2.600	0.000	0.000	0.000		0.001	-	-	0.000	0.000	0.000		0.062	-	-		0.000	0.000	0.000		0.231	-	-	0.000	0.000	0.000		0.287	-	-		0.026	
2.800	0.000	0.000	0.000		0.001	-	-	0.000	0.000	0.000		0.026	-	-		0.000	0.000	0.000		0.430	-	-	0.000	0.000	0.000		0.452	-	-		0.028	
3.000	0.000	0.000	0.000		0.001	-	-	0.000	0.000	0.000		0.010	-	-		0.000	0.000	0.000		0.630	-	-	0.000	0.000	0.000		0.637	-	-		0.030	
3.200	0.000	0.000	0.000		0.002	-	-	0.000	0.000	0.000		0.003	-	-		0.000	0.000	0.000		0.830	-	-	0.000	0.000	0.000		0.831	-	-		0.032	
3.400	0.000	0.000	0.000		0.001	-	-	0.000	0.000	0.000		0.001	-	-		0.000	0.000	0.000		1.03	-	-	0.000	0.000	0.000		1.03	-	-		0.034	
3.600	0.000	0.000	0.000		0.001	-	-	0.000	0.000	0.000		0.001	-	-		0.000	0.000	0.000		1.23	-	-	0.000	0.000	0.000		1.23	-	-		0.036	
3.800	0.000	0.000	0.000		0.001	-	-	0.000	0.000	0.000		0.001	-	-		0.000	0.000	0.000		1.43	-	-	0.000	0.000	0.000		1.43	-	-		0.038	
Totals:					0	0						0	0	0	0						0	0										300
Number of Trades:					0							0		0								0.00									0	

OPAP (CR)

(Contract Size: 100 Securities, Exercise Style: American, Physical Delivery)

Call Options																Put Options																	
July 2021								August 2021								Other Months		July 2021					August 2021					Other Months		Exercise Price			
Exercise Price	Open price	Price max	Price min	Last price	Closing price	Volume	Open Interest	Open price	Price max	Price min	Last price	Closing price	Volume	Open Interest	Volume	Open Interest	Open price	Price max	Price min	Last price	Closing price	Volume	Open Interest	Open price	Price max	Price min	Last price	Closing price	Volume		Open Interest	Volume	Open Interest
4.800						-	-										-	-															0.048
5.200						-	-										-	-															0.052
5.600						-	-										-	-															0.056
6.000						-	-										-	-															0.060
6.400						-	-										-	-															0.064
6.800						-	-										-	-															0.068
7.200						-	-										-	-															0.072
7.600						-	-										-	-															0.076
8.000						-	-										-	-															0.080
8.400						-	-										-	-															0.084
8.800	0.000	0.000	0.000		3.12	-	-	0.000	0.000	0.000		3.14	-	-			0.000	0.000	0.000		0.001	-	-	0.000	0.000	0.000		0.004	-	-		0.088	
9.200	0.000	0.000	0.000		2.72	-	-	0.000	0.000	0.000		2.74	-	-			0.000	0.000	0.000		0.001	-	-	0.000	0.000	0.000		0.009	-	-		0.092	
9.600	0.000	0.000	0.000		2.32	-	-	0.000	0.000	0.000		2.34	-	-			0.000	0.000	0.000		0.001	-	-	0.000	0.000	0.000		0.002	-	-		0.096	
10.000	0.000	0.000	0.000		1.92	-	-	0.000	0.000	0.000		1.95	-	-			0.000	0.000	0.000		0.001	-	-	0.000	0.000	0.000		0.007	-	-		0.100	
11.000	0.000	0.000	0.000		0.923	-	-	0.000	0.000	0.000		1.04	-	-			0.000	0.000	0.000		0.002	-	-	0.000	0.000	0.000		0.093	-	-		0.110	
12.000	0.000	0.000	0.000		0.137	-	-	0.000	0.000	0.000		0.390	-	-			0.000	0.000	0.000		0.216	-	15	0.000	0.000	0.000		0.447	-	-		0.120	
13.000	0.000	0.000	0.000		0.001	-	-	0.000	0.000	0.000		0.096	-	5			0.000	0.000	0.000		1.08	-	5	0.000	0.000	0.000		1.16	-	-		0.130	
14.000	0.000	0.000	0.000		0.001	-	5	0.000	0.000	0.000		0.015	-	5			0.000	0.000	0.000		2.08	-	-	0.000	0.000	0.000		2.08	-	-		0.140	
15.000	0.000	0.000	0.000		0.001	-	-	0.000	0.000	0.000		0.002	-	-			0.000	0.000	0.000		3.08	-	-	0.000	0.000	0.000		3.08	-	-		0.150	
16.000	0.000	0.000	0.000		0.001	-	-	0.000	0.000	0.000		0.002	-	-			0.000	0.000	0.000		4.08	-	-	0.000	0.000	0.000		4.08	-	-		0.160	
17.000	0.000	0.000	0.000		0.001	-	-	0.000	0.000	0.000		0.001	-	-			0.000	0.000	0.000		5.08	-	-	0.000	0.000	0.000		5.08	-	-		0.170	
18.000	0.000	0.000	0.000		0.001	-	-	0.000	0.000	0.000		0.023	-	-			0.000	0.000	0.000		6.08	-	-	0.000	0.000	0.000		6.08	-	-		0.180	
19.000	0.000	0.000	0.000		0.001	-	-	0.000	0.000	0.000		0.009	-	-			0.000	0.000	0.000		7.08	-	-	0.000	0.000	0.000		7.08	-	-		0.190	
Totals:						0	5						0	10	0	0						0	20					0	100	0	0		
Number of Trades:							0						0		0							0.00						0		0			

OTE (CR)

(Contract Size: 100 Securities, Exercise Style: American, Physical Delivery)

Call Options															Put Options																			
Exercise Price	July 2021						August 2021						Other Months			July 2021						August 2021						Other Months			Exercise Price			
	Open price	Price max	Price min	Last price	Closing price	Volume	Open Interest	Open price	Price max	Price min	Last price	Closing price	Volume	Open Interest	Volume	Open Interest	Open price	Price max	Price min	Last price	Closing price	Volume	Open Interest	Open price	Price max	Price min	Last price	Closing price	Volume	Open Interest		Volume	Open Interest	
8.400						-	-						-	-								-	-											0.084
8.800						-	-						-	-								-	-											0.088
9.200						-	-						-	-								-	-											0.092
9.600	0.000	0.000	0.000		5.07	-	-	0.000	0.000	0.000		5.09	-	-			0.000	0.000	0.000		0.001	-	-	0.000	0.000	0.000		0.001	-	-			0.096	
10.000	0.000	0.000	0.000		4.67	-	-	0.000	0.000	0.000		4.69	-	-			0.000	0.000	0.000		0.001	-	-	0.000	0.000	0.000		0.001	-	-			0.100	
11.000	0.000	0.000	0.000		3.67	-	-	0.000	0.000	0.000		3.69	-	-			0.000	0.000	0.000		0.001	-	-	0.000	0.000	0.000		0.001	-	-			0.110	
12.000	0.000	0.000	0.000		2.67	-	-	0.000	0.000	0.000		2.70	-	-			0.000	0.000	0.000		0.001	-	-	0.000	0.000	0.000		0.002	-	-			0.120	
13.000	0.000	0.000	0.000		1.67	-	-	0.000	0.000	0.000		1.73	-	-			0.000	0.000	0.000		0.001	-	-	0.000	0.000	0.000		0.033	-	-			0.130	
14.000	0.000	0.000	0.000		0.672	-	-	0.000	0.000	0.000		0.897	-	-			0.000	0.000	0.000		0.001	-	5	0.000	0.000	0.000		0.199	-	-			0.140	
15.000	0.000	0.000	0.000		0.016	-	-	0.000	0.000	0.000		0.348	-	-			0.000	0.000	0.000		0.345	-	5	0.000	0.000	0.000		0.651	-	-			0.150	
16.000	0.000	0.000	0.000		0.001	-	-	0.000	0.000	0.000		0.099	-	10			0.000	0.000	0.000		1.33	-	-	0.000	0.000	0.000		1.40	-	-			0.160	
17.000	0.000	0.000	0.000		0.003	-	-	0.000	0.000	0.000		0.020	-	-			0.000	0.000	0.000		2.33	-	-	0.000	0.000	0.000		2.33	-	-			0.170	
18.000	0.000	0.000	0.000		0.004	-	-	0.000	0.000	0.000		0.003	-	-			0.000	0.000	0.000		3.33	-	-	0.000	0.000	0.000		3.33	-	-			0.180	
19.000	0.000	0.000	0.000		0.001	-	-	0.000	0.000	0.000		0.001	-	-			0.000	0.000	0.000		4.33	-	-	0.000	0.000	0.000		4.33	-	-			0.190	
20.000	0.000	0.000	0.000		0.001	-	-	0.000	0.000	0.000		0.001	-	-			0.000	0.000	0.000		5.33	-	-	0.000	0.000	0.000		5.33	-	-			0.200	
22.000	0.000	0.000	0.000		0.001	-	-	0.000	0.000	0.000		0.001	-	-			0.000	0.000	0.000		7.33	-	-	0.000	0.000	0.000		7.33	-	-			0.220	
Totals:						0	0					0	10			0	10							0	0							0	0	
Number of Trades:						0						0				0.00									0							0		



PIRAEUS FINANCIAL HOLD (CR)

(Contract Size: 100 Securities, Exercise Style: American, Physical Delivery)

Call Options														Put Options																		
July 2021							August 2021							Other Months		July 2021							August 2021							Other Months		Exercise Price
Open price	Price max	Price min	Last price	Closing price	Volume	Open Interest	Open price	Price max	Price min	Last price	Closing price	Volume	Open Interest	Volume	Open Interest	Open price	Price max	Price min	Last price	Closing price	Volume	Open Interest	Open price	Price max	Price min	Last price	Closing price	Volume	Open Interest	Volume	Open Interest	
0.150					-	-						-	-									-	-									0.002
0.200					-	-						-	-									-	-									0.002
0.250					-	-						-	-									-	-									0.003
0.300					-	-						-	-									-	-									0.003
0.350					-	-						-	-									-	-									0.004
0.400					-	-						-	-									-	-									0.004
0.450					-	-						-	-									-	-									0.005
0.500					-	-						-	-									-	-									0.005
0.550					-	-						-	-									-	-									0.006
0.600					-	-						-	-									-	-									0.006
0.650					-	-						-	-									-	-									0.007
0.700					-	-						-	-									-	-									0.007
0.750					-	-						-	-									-	-									0.008
0.800					-	-						-	-									-	-									0.008
0.850					-	-						-	-									-	-									0.009
0.900					-	-						-	-									-	-									0.009
0.950	0.000	0.000	0.000	0.450	0.450	-	-	0.000	0.000	0.000	0.454	-	-	0.000	0.000	0.000	0.000	0.000	0.000	0.001	-	-	0.000	0.000	0.000	0.002	-	-	0.000	0.000	0.010	
1.000	0.000	0.000	0.000	0.400	0.400	-	-	0.000	0.000	0.000	0.406	-	-	0.000	0.000	0.000	0.000	0.000	0.000	0.001	-	-	0.000	0.000	0.000	0.003	-	-	0.000	0.000	0.010	
1.100	0.000	0.000	0.000	0.300	0.300	-	-	0.000	0.000	0.000	0.314	-	-	0.000	0.000	0.000	0.000	0.000	0.001	-	-	0.000	0.000	0.000	0.012	-	-	0.000	0.000	0.011		
1.200	0.000	0.000	0.000	0.200	0.200	-	-	0.000	0.000	0.000	0.232	-	-	0.000	0.000	0.000	0.000	0.000	0.001	-	-	0.000	0.000	0.000	0.029	-	-	0.000	0.000	0.012		
1.300	0.000	0.000	0.000	0.105	0.105	-	-	0.000	0.000	0.000	0.163	-	-	0.000	0.000	0.000	0.000	0.000	0.005	-	-	0.000	0.000	0.000	0.060	-	-	0.000	0.000	0.013		
1.400	0.000	0.000	0.000	0.035	0.035	-	-	0.000	0.000	0.000	0.108	-	-	0.000	0.000	0.000	0.000	0.000	0.034	-	-	0.000	0.000	0.000	0.105	-	-	0.000	0.000	0.014		
1.500	0.000	0.000	0.000	0.006	0.006	-	-	0.000	0.000	0.000	0.069	-	-	0.000	0.000	0.000	0.000	0.000	0.106	-	-	0.000	0.000	0.000	0.167	-	-	0.000	0.000	0.015		
1.600	0.000	0.000	0.000	0.001	0.001	-	-	0.000	0.000	0.000	0.042	-	-	0.000	0.000	0.000	0.000	0.000	0.200	-	-	0.000	0.000	0.000	0.240	-	-	0.000	0.000	0.016		
1.700	0.000	0.000	0.000	0.001	0.001	-	-	0.000	0.000	0.000	0.025	-	-	0.000	0.000	0.000	0.000	0.000	0.300	-	-	0.000	0.000	0.000	0.322	-	-	0.000	0.000	0.017		
1.800	0.000	0.000	0.000	0.002	0.002	-	-	0.000	0.000	0.000	0.014	-	-	0.000	0.000	0.000	0.000	0.000	0.400	-	-	0.000	0.000	0.000	0.411	-	-	0.000	0.000	0.018		
1.900	0.000	0.000	0.000	0.002	0.002	-	-	0.000	0.000	0.000	0.008	-	-	0.000	0.000	0.000	0.000	0.000	0.500	-	-	0.000	0.000	0.000	0.505	-	-	0.000	0.000	0.019		
2.000	0.000	0.000	0.000	0.001	0.001	-	-	0.000	0.000	0.000	0.004	-	-	0.000	0.000	0.000	0.000	0.000	0.600	-	-	0.000	0.000	0.000	0.602	-	-	0.000	0.000	0.020		
2.200	0.000	0.000	0.000	0.002	0.002	-	-	0.000	0.000	0.000	0.001	-	-	0.000	0.000	0.000	0.000	0.000	0.800	-	-	0.000	0.000	0.000	0.800	-	-	0.000	0.000	0.022		
2.400	0.000	0.000	0.000	0.001	0.001	-	-					-	-						1.00	-	-					-	-			0.024		
2.600	0.000	0.000	0.000	0.001	0.001	-	-					-	-						1.20	-	-					-	-			0.026		
2.800	0.000	0.000	0.000	0.001	0.001	-	-					-	-						1.40	-	-					-	-			0.028		
3.000	0.000	0.000	0.000	0.001	0.001	-	-					-	-						1.60	-	-					-	-			0.030		
3.200	0.000	0.000	0.000	0.001	0.001	-	-					-	-						1.80	-	-					-	-			0.032		
3.400	0.000	0.000	0.000	0.001	0.001	-	-					-	-						2.00	-	-					-	-			0.034		
3.600	0.000	0.000	0.000	0.001	0.001	-	-					-	-						2.20	-	-					-	-			0.036		

PIRAEUS FINANCIAL HOLD (CR)

(Contract Size: 100 Securities, Exercise Style: American, Physical Delivery)

Call Options															Put Options																		
Exercise Price	July 2021						August 2021						Other Months		July 2021					August 2021					Other Months		Exercise Price						
	Open price	Price max	Price min	Last price	Closing price	Volume	Open Interest	Open price	Price max	Price min	Last price	Closing price	Volume	Open Interest	Volume	Open Interest	Open price	Price max	Price min	Last price	Closing price	Volume	Open Interest	Open price	Price max	Price min		Last price	Closing price	Volume	Open Interest	Volume	Open Interest
3.800	0.000	0.000	0.000		0.001	-	-										0.000	0.000	0.000		2.40	-	-										0.038
4.000	0.000	0.000	0.000		0.001	-	-										0.000	0.000	0.000		2.60	-	-										0.040
4.400	0.000	0.000	0.000		0.001	-	-										0.000	0.000	0.000		3.00	-	-										0.044
4.800	0.000	0.000	0.000		0.001	-	-										0.000	0.000	0.000		3.40	-	-										0.048
5.200	0.000	0.000	0.000		0.271	-	-										0.000	0.000	0.000		3.80	-	-										0.052
5.600	0.000	0.000	0.000		0.248	-	-										0.000	0.000	0.000		4.20	-	-										0.056
6.000	0.000	0.000	0.000		0.226	-	-										0.000	0.000	0.000		4.60	-	-										0.060
6.400	0.000	0.000	0.000		0.208	-	-										0.000	0.000	0.000		5.00	-	-										0.064
6.800	0.000	0.000	0.000		0.196	-	-										0.000	0.000	0.000		5.40	-	-										0.068
Totals:						0	0						0	0	0	0						0	0						0	0	0	0	
Number of Trades:						0							0	0	0						0.00						0	0	0				

PPC (CR)

(Contract Size: 100 Securities, Exercise Style: American, Physical Delivery)

Call Options														Put Options																				
July 2021							August 2021							Other Months		July 2021							August 2021							Other Months		Exercise Price		
Open price	Price max	Price min	Last price	Closing price	Volume	Open Interest	Open price	Price max	Price min	Last price	Closing price	Volume	Open Interest	Volume	Open Interest	Open price	Price max	Price min	Last price	Closing price	Volume	Open Interest	Open price	Price max	Price min	Last price	Closing price	Volume	Open Interest	Volume	Open Interest			
3.400					-	-						-	-									-	-									0.034		
3.600					-	-						-	-									-	-									0.036		
3.800					-	-						-	-									-	-									0.038		
4.000					-	-						-	-									-	-									0.040		
4.400					-	-						-	-									-	-									0.044		
4.800					-	-						-	-									-	-									0.048		
5.200					-	-						-	-									-	-									0.052		
5.600					-	-						-	-									-	-									0.056		
6.000					-	-						-	-									-	-									0.060		
6.400					-	-						-	-									-	-									0.064		
6.800	0.000	0.000	0.000		2.01	-	-	0.000	0.000	0.000		2.03	-	-	0.000	0.000	0.000		0.001	-	-	0.000	0.000	0.000		0.001	-	-	0.000	0.068				
7.200	0.000	0.000	0.000		1.61	-	-	0.000	0.000	0.000		1.63	-	-	0.000	0.000	0.000		0.001	-	-	0.000	0.000	0.000		0.006	-	-	0.000	0.072				
7.600	0.000	0.000	0.000		1.21	-	-	0.000	0.000	0.000		1.25	-	-	0.000	0.000	0.000		0.001	-	-	0.000	0.000	0.000		0.025	-	-	0.000	0.076				
8.000	0.000	0.000	0.000		0.811	-	-	0.000	0.000	0.000		0.901	-	-	0.000	0.000	0.000		0.002	-	-	0.000	0.000	0.000		0.075	-	-	0.000	0.080				
8.400	0.000	0.000	0.000		0.416	-	-	0.000	0.000	0.000		0.603	-	-	0.000	0.000	0.000		0.005	-	30	0.000	0.000	0.000		0.176	-	-	0.000	0.084				
8.800	0.000	0.000	0.000		0.107	-	-	0.000	0.000	0.000		0.368	-	-	0.000	0.000	0.000		0.096	-	5	0.000	0.000	0.000		0.341	-	-	0.000	0.088				
9.200	0.000	0.000	0.000		0.008	-	5	0.000	0.000	0.000		0.209	-	250	0.000	0.000	0.000		0.397	-	-	0.000	0.000	0.000		0.582	-	-	0.000	0.092				
9.600	0.000	0.000	0.000		0.001	-	47	0.000	0.000	0.000		0.105	-	11	0.000	0.000	0.000		0.790	-	-	0.000	0.000	0.000		0.879	-	-	0.000	0.096				
10.000	0.000	0.000	0.000		0.001	-	5	0.000	0.000	0.000		0.050	-	-	0.000	0.000	0.000		1.19	-	-	0.000	0.000	0.000		1.23	-	-	0.000	0.100				
11.000	0.000	0.000	0.000		0.001	-	-	0.000	0.000	0.000		0.005	-	-	0.000	0.000	0.000		2.19	-	-	0.000	0.000	0.000		2.19	-	-	0.000	0.110				
12.000	0.000	0.000	0.000		0.001	-	-	0.000	0.000	0.000		0.001	-	-	0.000	0.000	0.000		3.19	-	-	0.000	0.000	0.000		3.19	-	-	0.000	0.120				
13.000	0.000	0.000	0.000		0.001	-	-	0.000	0.000	0.000		0.001	-	-	0.000	0.000	0.000		4.19	-	-	0.000	0.000	0.000		4.19	-	-	0.000	0.130				
14.000	0.000	0.000	0.000		0.002	-	-					-	-						5.19	-	-					-	-			0.140				
Totals:					0	57						0	261	0	0							0	35								0	3	0	0
Number of Trades:					0							0		0								0.00									0		0	

Lending Products	Underlying Title	Multilateral Transactions[1]				Bilateral Transactions[2]		Stock Borrowing through OTC (volume)[3]	
		Open Interest[5]	Volume(Offered)	Average Weighted	Transactions volume	Average Weighted	Transactions Volume	Average Weighted	Transactions Volume
ADMIEBOR	ADMIE (IPTO) HOLDING S.A. (CR)	---	---	---	26,500	4.00%	---	---	172,413
AEGNBOR	AEGEAN AIRLINES (CR)	2,000	---	---	154	5.30%	---	---	21,764
ALPHABOR	ALPHA SERVICES HOLD (CR)	97,266	---	---	---	---	---	---	80,674,379
ALMYBOR	ALUMIL (CR)	---	---	---	---	---	---	---	---
TATTBOR	ATTICA BANK S.A. (CR)	14,305	---	---	---	---	---	---	370
EEEBOR	CC HBC AG (CR)	3,988	---	---	---	---	7,000	4.50%	70,546
CENERBOR	CENERGY HOLDINGS (CB)	---	---	---	---	---	---	---	---
ELLAKTORBOR	ELLAKTOR (CR)	5,162	---	---	---	---	7,000	0.01%	4,898
EUROBBOR	EUROBANK HOLDINGS (CR)	158,315	---	---	---	---	---	---	54,083,775
EYDAPBOR	EYDAP S.A. (CR)	3,700	---	---	2,500	5.05%	---	---	250,864
FFGRPBOR	FOLLI FOLLIE (CR)	---	---	---	---	---	---	---	897,835
FOYRKBOR	FOURLIS (CR)	---	---	---	---	---	---	---	48,250
GEKTERNABOR	GEK TERNA (CR)	---	---	---	---	---	---	---	1,293
SARBOR	GR. SARANTIS S.A. (CR)	---	---	---	---	---	---	---	11,390
EXAEBOR	HELLENIC EXCHANGES-A.S.E. (CR)	5,500	---	---	---	---	---	---	158,082
ELPEBOR	HELLENIC PETROLEUM (CR)	150	---	---	---	---	---	---	101,971
INTRKBOR	INTRACOM HOLDINGS (CR)	6,000	---	---	---	---	---	---	---
BELABOR	JUMBO SA (CR)	---	---	---	---	---	---	---	121,619
LAMDABOR	LAMDA DEVELOPMENT SA (CR)	---	---	---	---	---	---	---	---
MIGBOR	MARFIN INVESTMENT GROUP (CR)	---	---	---	---	---	---	---	1,744,878
MOHBOR	MOTOR OIL (CR)	1,500	---	---	---	---	---	---	293,072
MYTILBOR	MYTILINEOS (CR)	1,000	---	---	---	---	---	---	50,457
ETEBOR	NATIONAL BANK (CR)	---	---	---	5,662	3.15%	---	---	10,205,046
OPAPBOR	OPAP (CR)	7,892	---	---	---	---	---	---	1,468,047
HTOBOR	OTE (CR)	3,000	---	---	---	---	---	---	1,302,586
PPABOR	P.P.A. S.A. (CR)	74	---	---	300	3.82%	---	---	10,401
TPEIRBOR	PIRAEUS FINANCIAL HOLD (CR)	---	---	---	---	---	---	---	3,771,202
PLAISBOR	PLAISIO COMPUTERS SA (CR)	---	---	---	---	---	---	---	4,000
PPCBOR	PPC (CR)	36,649	---	---	---	---	---	---	1,616,608
QUALBOR	QUALITY & RELIABILITY SA (CR)	---	---	---	---	---	---	---	---
TENERGYBOR	TERNA ENERGY (CR)	24,107	---	---	---	---	---	---	12,892

## Stock Lending Notes

[1] - Multilateral contracts Lending or Borrowing as per Methods 8-1, 8-2 and 8-3-3 (According to ATHEX BoD Resolution No.17)

[2] - Bilateral Contracts Lending or Borrowing as per Methods 8-3-1 and 8-3-2 (According to ATHEX BoD Resolution No.20 )

[3] - The information concerning OTC Stock Borrowing Transactions is based on the statements of the Dematerialised Securities System (DSS) operators involved and refers to volumes that have been registered up until the previous working day.

[4] - Average Price (Volume weighted)

[5] - The Data concerning Open Interest before the start of trading session

Lending Products	Underlying Title	Open Interest[5]	Multilateral Transactions[1]				Bilateral Transactions[2]		Stock Borrowing through OTC (volume)[3]	
			Volume(Offered)	Average Weighted	Transactions volume	Average Weighted	Transactions Volume	Average Weighted	Transactions Volume	
TITCBOR	TITAN CEMENT (CB)	1,700	---	---	---	---	---	---	243,470	
VIOBOR	VIOHALCO SA/IV (CB)	---	---	---	---	---	---	---	---	

## Stock Lending Notes

[1] - Multilateral contracts Lending or Borrowing as per Methods 8-1, 8-2 and 8-3-3 (According to ATHEX BoD Resolution No.17)

[2] - Bilateral Contracts Lending or Borrowing as per Methods 8-3-1 and 8-3-2 (According to ATHEX BoD Resolution No.20 )

[3] - The information concerning OTC Stock Borrowing Transactions is based on the statements of the Dematerialised Securities System (DSS) operators involved and refers to volumes that have been registered up until the previous working day.

[4] - Average Price (Volume weighted)

[5] - The Data concerning Open Interest before the start of trading session

## Sectors codification for listed companies

12003-	ETF	10101010	Computer Services
10101015	Software	10102030	Computer Hardware
15101010	Telecommunications Equipment	15102015	Telecommunications Services
20101010	Health Care Facilities	20101025	Health Care Services
20102010	Medical Equipment	20103015	Pharmaceuticals
30101010	Banks	30202000	Diversified Financial Services
30202010	Asset Managers & Custodians	30202015	Investment Services
30302010	Full Line Insurance	30302015	Insurance Brokers
30302025	Property and Casualty Insurance	35101010	Real Estate Holding and Development
35101015	Real Estate Services	35102000	Diversified REITs
35102030	Office REITs	40201040	Rental & Leasing Services: Consumer
40202010	Home Construction	40202015	Household Furnishings
40202020	Household Appliance	40203040	Electronic Entertainment
40203045	Toys	40204020	Clothing & Accessories
40301010	Entertainment	40301030	Publishing
40301035	Radio & TV Broadcasters	40401010	Diversified Retailers
40401020	Apparel Retailers	40401025	Home Improvement Retailers
40401030	Specialty Retailers	40501010	Airlines
40501015	Travel & Tourism	40501020	Casinos & Gambling
40501025	Hotels & Motels	45101015	Distillers & Vintners
45101020	Soft Drinks	45102010	Farming Fishing Ranching & Plantations
45102020	Food Products	45103010	Tobacco
45201010	Food Retailers & Wholesalers	45201020	Personal Products
50101010	Construction	50101030	Cement
50101035	Building Materials: Other	50202010	Electrical Components
50203000	Diversified Industrials	50203015	Plastics
50203030	Containers & Packaging	50204000	Machinery: Industrial
50204020	Machinery: Construction & Handling	50205010	Industrial Suppliers
50205020	Back Office Support HR & Consulting	50205030	Forms & Bulk Printing Services
50206015	Commercial Vehicles & Parts	50206030	Marine Transportation
50206060	Transportation Services	55101000	Diversified Materials
55101020	Textile Products	55102000	General Mining
55102010	Iron & Steel	55102015	Metal Fabricating
55102035	Aluminum	60101000	Integrated Oil & Gas
60101020	Oil Refining and Marketing	65101010	Alternative Electricity
65101015	Conventional Electricity	65102030	Water



**ATHEX**  
Athens Stock Exchange

Λεωφ. Αθηνών 110 104 42 Αθήνα  
110, Athinon Ave. GR 104 42 Athens  
tel. (+30)210-33.66.800, fax (+30)210-33.66.101  
[www.athexgroup.gr](http://www.athexgroup.gr)