

21

Ημερήσιο Δελτίο
Συναλλακτικής Δραστηριότητας

Daily Official List
of Trading Activity

Thursday, 8 July, 2021

Year: 142 Trading Day No: 125



ATHEXGROUP
Athens Exchange Group

Disclaimer:

Hellenic Exchanges-Athens Stock Exchange S.A. endeavours to ensure that the data and other material ("Information") presented on the Daily Official List are accurate and complete, but it is not liable for any errors or omissions of data or /and for the accuracy, credibility, updating and completeness of the aforesaid information nor it has any liability arising directly or indirectly from the use of the above Information.

The Company is not liable for the accuracy of the data included in listed companies' announcements. Only the sender of such an announcement is fully and solely liable for any infringement of third party's rights from the content of such announcement. All contents of the Daily Official List are provided only for information purposes and do not constitute investment advice or solicitation to invest in securities or other products listed for trading on the Exchange.

You acknowledge and agree that the Company is the owner of any property rights related to any Information appearing on the Daily Official List including intellectual property rights copyright, trademarks, etc.

The above data are a property of the Hellenic Exchanges-Athens Exchange and are copyright protected. Users are forbidden to reproduce, modify, copy, sale, transmit or redistribute, by all reproduction means and methods, part or the whole of the above data, without reference to their source.

The commercial exploitation of these data is, also, forbidden by third parties. Hellenic Exchanges-Athens Exchange does not carry any responsibility, direct or indirect, derived from usage or accidental alteration of the above data when used by third parties.

Hellenic Exchanges – Athens Stock Exchange S.A.

110 Athinon Ave., 10442 Athens, Tel: (210) 33.66.800, Fax: (210) 32.13.938

www.athexgroup.gr

Thessalonica Stock Exchange Center (T.S.E.C)

16-18 Katouni Str., Thessalonica 546 25 Tel: (2310) 567.667, Fax: (2310) 530.545

Athex Members Guarantee Fund

14-16 Fidiou Str., Athens 106 78, Tel: (210) 33.04.682, Fax: (210) 33.04.155

Hellenic Republic Capital Market Commission

1 Kolokotroni Str. & 1 Stadiou Str., Athens 10562 Tel: (210) 33.77.100 Fax: (210) 33.77.173

Table of Contents

Section 1: Statistical Figures of Securities, Derivatives and Lending

Summary of Markets

Athex Indices

Analytic Figures for Athex Market's Boards and Categories

Trading Details by Athex Sectors and Financial Instruments (ETFs)

Top 10 best & worst performing Shares

Derivatives Summary

Section 2: Analytic Figures of Shares Transactions

Analytic Figures of Shares Transactions

Shares' Notes

Section 3: Figures of Securities Transactions

Securities Blocks Details

Shares Rights Details

Stock Borrowing

Forced Sales Details

Forced Sales Registered Shares

Exchange Traded Funds (ETFs) Characteristics

Section 5: Bonds traded in Fixed Income Assets Market

Convertible Corporate Bonds - Regulated Market

Non Convertible Corporate Bonds - Regulated Market

Government Bonds

Treasury Bills & Zero Coupon Government Bonds

Government Bonds Traded with the Open Outcry Method

State Banks Bonds

Section 6: Additional Infos

Athex & ATHEXClear Members List

List of Stocks under Market Making operations

Section 7: Derivatives Market Analytic Figures

Index Futures

Stock Futures

Index Options

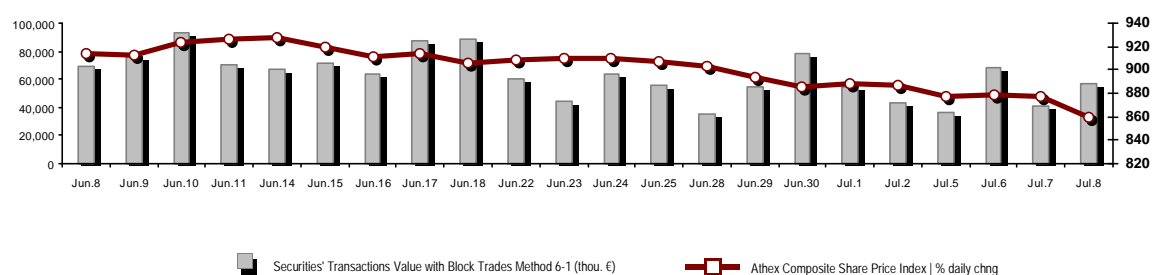
Stock Options

Stock Lending Analytic Figures

Appendix A: Sectors codification for listed companies

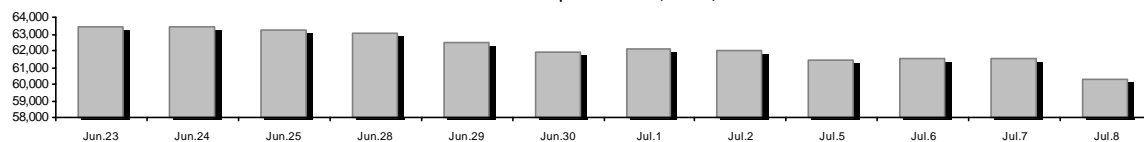
Summary of Markets

Athex Composite Share Price Index vs Shares and Derivatives Transactions Value

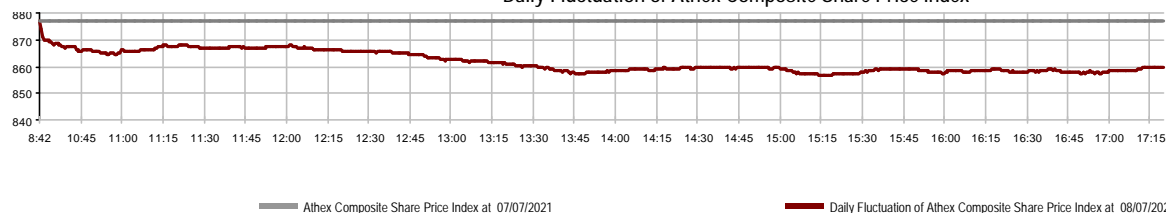


| | | | | |
|--|-----------|--------|--|----------------|
| Athex Capitalisation (mill. €) **: | 60,246.01 | | Derivatives Total Open Interest | 564,611 |
| Daily change: mill. € % | -1,322.59 | -2.15% | in Index Futures % daily chng | 5,292 0.23% |
| Yearly Avg Capitalisation: mill. € % chng prev year Avg | 57,657.68 | 21.66% | in Stock Futures % daily chng | 557,284 0.28% |
| Athex Composite Share Price Index % daily chng | 859.46 | -2.02% | in Index Options % daily chng | 1,319 8.20% |
| Athex Composite Share Price Index Capitalisation (mill. €) | 54,856.59 | | in Stock Options % daily chng | 716 0.00% |
| Daily change (mill. €) | -1,268.74 | | | |
| Securities' Transactions Value with Block Trades Method 6-1 (t) | 57,180.36 | | Derivatives Contracts Volume: | 31,830 |
| Daily change: % | 16,215.12 | 39.58% | Daily change: pieces % | 18,985 147.80% |
| YtD Avg Trans. Value: thou. € % chng prev year Avg | 78,834.00 | 23.10% | YtD Avg Derivatives Contracts % chng prev year Avg | 66,730 66.57% |
| Blocks Transactions Value of Method 6-1 (thou. €) | 3,024.62 | | Derivatives Trades Number: | 1,920 |
| Blocks Transactions Value of Method 6-2 & 6-3 (thou. €) | 0.00 | | Daily change: number % | 1,072 126.42% |
| Bonds Transactions Value (thou.€) | 917.54 | | YtD Avg Trades number % chng prev year Avg | 2,654 -0.01% |
| Securities' Transactions Volume with Block Trades Method 6-1 (tho) | 22,683.74 | | Lending Total Open Interest | 140,078 |
| Daily change: thou. pieces % | 5,747.08 | 33.93% | Daily change: pieces % | 0 0.00% |
| YtD Avg Volume: % chng prev year Avg | 41,635.68 | 1.33% | Lending Volume (Multilateral/Bilateral) | 116,132 |
| Blocks Transactions Volume of Method 6-1 (thou. Pieces) | 1,086.38 | | Daily change: pieces % | 113,132 |
| Blocks Transactions Volume of Method 6-2 & 6-3 (thou. Pieces) | 0.00 | | Multilateral Lending | 115,132 |
| Bonds Transactions Volume | 905,000 | | Bilateral Lending | 1,000 |
| Securities' Trades Number with Block Trades Method 6-1 | 27,787 | | Lending Trades Number: | 31 |
| Daily change: number % | 7,663 | 38.08% | Daily change: % | 30 |
| YtD Avg Trades number % chng prev year Avg | 34,388 | 5.37% | Multilateral Lending Trades Number | 30 |
| Number of Blocks Method 6-1 | 6 | | Bilateral Lending Trades Number | 1 |
| Number of Blocks Method 6-2 & 6-3 | 0 | | | |
| Number of Bonds Transactions | 94 | | | |

Athex Capitalisation (mill. €) **



Daily Fluctuation of Athex Composite Share Price Index



Athex Indices

| Index name | 08/07/2021 | 07/07/2021 | pts. | % | Min | Max | Year min | Year max | Year change |
|--|-------------|------------|---------|--------|-----------|-----------|----------|-----------|-------------|
| Athex Composite Share Price Index | 859.46 € | 877.22 | -17.76 | -2.02% | 856.73 | 877.22 | 726.02 | 928.29 | 6.24% # |
| FTSE/Athex Large Cap | 2,074.29 € | 2,114.39 | -40.10 | -1.90% | 2,066.43 | 2,114.39 | 1,718.82 | 2,259.27 | 7.22% # |
| FTSE/Athex Mid Cap Index | 1,368.12 € | 1,400.74 | -32.62 | -2.33% | 1,361.65 | 1,400.74 | 1,026.21 | 1,449.88 | 23.55% # |
| FTSE/ATHEX-CSE Banking Index | 397.91 € | 403.34 | -5.43 | -1.35% | 395.77 | 403.34 | 306.88 | 483.96 | 1.30% # |
| FTSE/ATHEX High Dividend Yield Index | 2,950.22 € | 3,015.18 | -64.96 | -2.15% | 2,933.43 | 3,015.18 | 2,542.41 | 3,164.68 | 9.10% # |
| FTSE/ATHEX Global Traders Index Plus | 2,401.91 € | 2,440.12 | -38.21 | -1.57% | 2,395.59 | 2,440.12 | 1,943.84 | 2,551.34 | 14.30% # |
| FTSE/ATHEX Mid & Small Cap Factor-Weighted Ind | 3,634.82 € | 3,676.49 | -41.67 | -1.13% | 3,619.91 | 3,693.90 | 2,996.13 | 3,825.23 | 16.35% # |
| ATHEX Select Index Plus | 3,303.97 € | 3,354.43 | -50.46 | -1.50% | 3,291.26 | 3,354.43 | 2,805.20 | 3,543.49 | 7.25% # |
| ATHEX Select Index | 3,793.20 € | 3,868.90 | -75.70 | -1.96% | 3,762.94 | 3,880.68 | 2,785.00 | 3,975.66 | 25.28% # |
| FTSE/Athex Market Index | 514.67 € | 526.32 | -11.65 | -2.21% | 512.54 | 526.32 | 424.25 | 554.33 | 8.67% # |
| FTSE Med Index | 5,211.87 # | 5,175.56 | 36.31 | 0.70% | | | 4,489.55 | 5,216.49 | 14.91% # |
| Athex Composite Index Total Return Index | 1,462.16 € | 1,489.05 | -26.89 | -1.81% | 1,457.52 | 1,489.05 | 1,220.96 | 1,563.52 | 7.47% # |
| Hellenic Mid & Small Cap Index | 1,340.32 € | 1,368.43 | -28.11 | -2.05% | 1,338.74 | 1,368.43 | 1,110.37 | 1,433.01 | 11.46% # |
| FTSE/Athex Banks | 525.74 € | 532.91 | -7.17 | -1.35% | 522.91 | 532.91 | 405.46 | 639.42 | 1.30% # |
| FTSE/Athex Insurance | 1,956.19 € | 1,967.45 | -11.26 | -0.57% | 1,942.05 | 1,970.06 | 1,909.42 | 2,192.44 | 2.45% # |
| FTSE/Athex Financial Services | 760.06 € | 767.35 | -7.29 | -0.95% | 747.73 | 767.52 | 679.98 | 843.74 | -0.51% € |
| FTSE/Athex Industrial Goods & Services | 3,570.58 € | 3,674.06 | -103.48 | -2.82% | 3,570.03 | 3,674.06 | 2,762.19 | 3,903.71 | 21.74% # |
| FTSE/Athex Retail | 53.25 € | 54.34 | -1.09 | -2.01% | 52.23 | 54.34 | 46.54 | 58.68 | 7.42% # |
| FTSE/ATHEX Real Estate | 5,148.94 € | 5,323.34 | -174.40 | -3.28% | 5,124.95 | 5,323.34 | 4,187.35 | 5,403.08 | 6.71% # |
| FTSE/Athex Consumer Goods & Services | 7,757.00 € | 7,829.38 | -72.38 | -0.92% | 7,749.73 | 7,854.32 | 6,939.31 | 9,231.17 | -0.32% € |
| FTSE/Athex Food & Beverage | 11,129.98 € | 11,611.43 | -481.45 | -4.15% | 11,074.36 | 11,611.43 | 9,045.03 | 11,761.93 | 12.59% # |
| FTSE/Athex Basic Resources | 7,228.47 € | 7,502.70 | -274.23 | -3.66% | 7,225.23 | 7,504.49 | 5,233.31 | 8,597.84 | 17.46% # |
| FTSE/Athex Construction & Materials | 3,109.20 € | 3,183.99 | -74.79 | -2.35% | 3,082.68 | 3,183.99 | 2,565.75 | 3,422.77 | 12.61% # |
| FTSE/Athex Energy | 3,381.17 € | 3,439.75 | -58.58 | -1.70% | 3,373.00 | 3,439.75 | 2,835.10 | 3,724.35 | 14.04% # |
| FTSE/Athex Travel & Leisure | 1,961.29 € | 1,970.38 | -9.09 | -0.46% | 1,930.36 | 1,970.38 | 1,540.34 | 2,174.23 | 13.21% # |
| FTSE/Athex Technology | 1,404.91 € | 1,428.04 | -23.13 | -1.62% | 1,384.36 | 1,430.14 | 1,043.00 | 1,500.49 | 28.61% # |
| FTSE/Athex Telecommunications | 4,047.65 € | 4,134.80 | -87.15 | -2.11% | 3,974.31 | 4,134.80 | 3,294.37 | 4,341.50 | 11.06% # |
| FTSE/Athex Utilities | 4,889.98 € | 4,973.15 | -83.17 | -1.67% | 4,842.21 | 4,984.59 | 4,264.97 | 5,372.86 | 6.24% # |
| Athex All Share Index | 211.74 € | 216.37 | -4.63 | -2.14% | 211.74 | 211.74 | 175.88 | 226.71 | 12.90% # |
| Hellenic Corporate Bond Index | 127.04 # | 127.01 | 0.02 | 0.02% | | | 122.29 | 127.04 | 4.08% # |
| Hellenic Corporate Bond Price Index | 96.14 # | 96.13 | 0.01 | 0.01% | | | 93.98 | 96.22 | 2.45% # |

Note 1: FTSE/Med 100, Hellenic Corporate Bond Price Index and Hellenic Corporate Bond Index closing prices refer to the previous trading day of 06/07/2021.

Note 2: The Hellenic Mid & Small Cap Index is a Customized index calculated by the Athens Exchange.

Analytic Figures for Athex Market's Boards and Categories

| | Total Traded Securities | Main Market | Surveillance | Exchange Traded Funds (ETFs) |
|---------------------------------------|-------------------------|--------------|--------------|------------------------------|
| Totals | 137 | 120 | 16 | 1 |
| Gain / Lose / Same: | 11 / 106 / 20 | 10 / 97 / 13 | 1 / 8 / 7 | 0 / 1 / 0 |
| Athex Capitalisation (mill. €) ** | 60,246.01 | 60,041.98 | 204.04 | |
| Daily Average Trans/ons Value(thou.€) | 78,834.00 | 78,686.41 | 191.29 | 22.35 |
| Transactions Value | 57,180.36 | 57,025.73 | 150.46 | 4.16 |
| Main Board: | 54,155.74 | 54,001.11 | 150.46 | 4.16 |
| Blocks Board 6_2_3: | 3,024.62 | 3,024.62 | 0.00 | 0.00 |
| Forced Sales Board: | 0.00 | 0.00 | 0.00 | 0.00 |
| Special Terms Board: | 0.00 | 0.00 | 0.00 | 0.00 |
| Daily Average Transactions Volume | 41,635,678 | 40,413,777 | 1,259,488 | 1,083 |
| Transactions Volume | 22,683,744 | 22,023,416 | 660,127 | 201 |
| Main Board: | 21,597,364 | 20,937,036 | 660,127 | 201 |
| Blocks Board 6_2_3: | 1,086,380 | 1,086,380 | 0 | 0 |
| Forced Sales Board: | 0 | 0 | 0 | 0 |
| Special Terms Board: | 0 | 0 | 0 | 0 |
| Daily Average Number of Trades | 34,388 | 34,131 | 255 | 3 |
| Number of Trades | 27,787 | 27,536 | 250 | 1 |
| Main Board: | 27,781 | 27,530 | 250 | 1 |
| Blocks Board 6_2_3: | 6 | 6 | 0 | 0 |
| Forced Sales Board: | 0 | 0 | 0 | 0 |
| Special Terms Board: | 0 | 0 | 0 | 0 |

Trading Details by Athex Sectors and Financial Instruments (ETFs)

| Code | Sectors | Gain / Lose / Same | Number of Trades | Transactions Volume | Transactions Value | % of Total Trans. Value |
|-------|--|--------------------|------------------|---------------------|--------------------|-------------------------|
| 3010 | - Banks | 0 / 6 / 0 | 8,664 | 15,624,531 | 17,392,654.40 | 30.42% |
| 5510 | - Basic Resources | 0 / 14 / 2 | 1,312 | 656,859 | 1,498,272.27 | 2.62% |
| 5010 | - Construction & Materials | 1 / 9 / 1 | 1,893 | 650,742 | 2,300,025.32 | 4.02% |
| 4020 | - Consumer Products & Services | 0 / 7 / 3 | 1,360 | 461,089 | 3,237,865.95 | 5.66% |
| 6010 | - Energy | 0 / 4 / 0 | 1,139 | 168,870 | 1,861,352.35 | 3.26% |
| 12000 | - Financial Instruments | 0 / 1 / 0 | 1 | 201 | 4,164.72 | 0.01% |
| 3020 | - Financial Services | 0 / 2 / 2 | 572 | 688,109 | 672,343.10 | 1.18% |
| 4510 | - Food Beverage & Tobacco | 1 / 9 / 1 | 361 | 64,403 | 661,227.78 | 1.16% |
| 2010 | - Health Care | 1 / 2 / 1 | 110 | 30,500 | 36,208.49 | 0.06% |
| 5020 | - Industrial Goods & Service | 3 / 15 / 4 | 2,768 | 809,727 | 4,624,625.56 | 8.09% |
| 3030 | - Insurance | 0 / 2 / 0 | 64 | 10,718 | 50,901.43 | 0.09% |
| 4030 | - Media | 0 / 1 / 0 | 85 | 51,537 | 22,446.20 | 0.04% |
| 4520 | - Personal Care, Drug & Grocery Stores | 0 / 2 / 1 | 206 | 179,429 | 363,534.04 | 0.64% |
| 3510 | - Real Estate | 2 / 6 / 1 | 806 | 175,811 | 1,181,947.93 | 2.07% |
| 4040 | - Retail | 0 / 5 / 1 | 470 | 114,213 | 380,056.76 | 0.66% |
| 1010 | - Technology | 0 / 10 / 0 | 724 | 152,635 | 543,638.81 | 0.95% |
| 1510 | - Telecommunications | 1 / 2 / 1 | 2,702 | 974,497 | 9,808,660.76 | 17.15% |
| 4050 | - Travel & Leisure | 2 / 4 / 2 | 2,158 | 1,006,862 | 7,359,125.19 | 12.87% |
| 6510 | - Utilities | 0 / 5 / 0 | 2,355 | 734,878 | 5,180,485.50 | 9.06% |

Top 10 best & worst performing Shares

Main Market

| With positive Price change | | | With negative Price change | | |
|-------------------------------------|-----------------|----------|--------------------------------------|---------------|----------|
| | Closing price | change | | Closing price | change |
| EKTER SA (CR) | 1.15 | 3.14% # | KORDELLOS BROS SA (CR) | 0.418 | -7.11% € |
| EVROFARMA SA (CR) | 1.085 | 2.36% # | EPSILON NET (CR) | 7.98 | -5.67% € |
| AEGEAN AIRLINES (CR) | 5.27 | 0.77% # | CENERGY HOLDINGS (CB) | 2.41 | -4.93% € |
| | | | DROMEAS SA (CR) | 0.427 | -4.69% € |
| | | | VIOHALCO SA/NV (CB) | 4.435 | -4.42% € |
| | | | AVE (CR) | 0.43 | -4.23% € |
| | | | AUTOHELLAS SA (CR) | 6.67 | -4.17% € |
| | | | CC HBC AG (CR) | 29.7 | -4.16% € |
| | | | CENTRIC HOLDINGS (CR) | 0.275 | -3.85% € |
| | | | LOULIS MILLS SA (CR) | 2.54 | -3.79% € |
| With the highest Transactions Value | | | With the highest Transactions Volume | | |
| | Value (thou. €) | change | | Volume | change |
| OTE (CR) | 9,205.83 | -2.13% € | EUROBANK HOLDINGS (CR) | 7,024,670 | -0.87% € |
| OPAP (CR) | 7,091.27 | -0.56% € | ALPHA SERVICES HOLD (CR) | 4,614,668 | -0.84% € |
| EUROBANK HOLDINGS (CR) | 5,786.26 | -0.87% € | PIRAEUS FINANCIAL HOLD (CR) | 2,001,119 | -1.92% € |
| ALPHA SERVICES HOLD (CR) | 4,561.76 | -0.84% € | NATIONAL BANK (CR) | 1,833,107 | -2.28% € |
| NATIONAL BANK (CR) | 4,181.63 | -2.28% € | OTE (CR) | 637,732 | -2.13% € |
| MYTILINEOS (CR) | 3,664.67 | -2.90% € | OPAP (CR) | 574,889 | -0.56% € |
| JUMBO SA (CR) | 3,024.39 | -0.57% € | MARFIN INVESTMENT GROUP (CR) | 519,179 | -0.80% € |
| PPC (CR) | 2,834.38 | -1.91% € | ELVALHALCOR (CR) | 417,471 | -2.10% € |
| PIRAEUS FINANCIAL HOLD (CR) | 2,764.05 | -1.92% € | INTRACOM HOLDINGS (CR) | 325,625 | -1.60% € |
| MOTOR OIL (CR) | 1,617.61 | -1.64% € | PPC (CR) | 324,885 | -1.91% € |

Note: Stocks that are not included in the "Under Supervision" category, and the transactions value is more than 10,000 €.

Derivatives Summary

| | Number of Trades | Volume | Open Interest |
|---------------------------------|------------------|---------------|----------------|
| Index Futures | 213 | 911 | 5,292 |
| FTSE/Athex Banks | 0 | 0 | 5 |
| FTSE/Athex Large Cap | 213 | 911 | 5,287 |
| Stock Futures | 1,681 | 30,686 | 557,284 |
| ADMIE (IPTO) HOLDING S.A. (CR) | 24 | 174 | 9,036 |
| ALPHA SERVICES HOLD (CR) | 132 | 3,845 | 36,951 |
| ATTICA BANK S.A. (CR) | 0 | 0 | 198 |
| CC HBC AG (CR) | 15 | 18 | 94 |
| CENERGY HOLDINGS (CB) | 21 | 118 | 9,703 |
| ELLAKTOR (CR) | 9 | 58 | 6,556 |
| EUROBANK HOLDINGS (CR) | 221 | 4,774 | 36,036 |
| EYDAP S.A. (CR) | 25 | 63 | 1,008 |
| FOURLIS (CR) | 27 | 41 | 1,561 |
| GEK TERNA (CR) | 83 | 373 | 7,662 |
| HELLENIC EXCHANGES-A.S.E. (CR) | 11 | 76 | 1,665 |
| HELLENIC PETROLEUM (CR) | 15 | 68 | 2,265 |
| INTRACOM HOLDINGS (CR) | 22 | 73 | 3,381 |
| JUMBO SA (CR) | 22 | 135 | 2,233 |
| LAMDA DEVELOPMENT SA (CR) | 74 | 295 | 6,041 |
| MARFIN INVESTMENT GROUP (CR) | 43 | 240 | 24,304 |
| MOTOR OIL (CR) | 93 | 227 | 2,690 |
| MYTILINEOS (CR) | 162 | 694 | 6,732 |
| NATIONAL BANK (CR) | 268 | 5,656 | 33,412 |
| OPAP (CR) | 31 | 133 | 1,555 |
| OTE (CR) | 42 | 96 | 3,438 |
| P.P.A. S.A. (CR) | 0 | 0 | 398 |
| PIRAEUS FINANCIAL HOLD (CR) | 62 | 12,650 | 332,886 |
| PPC (CR) | 194 | 658 | 16,402 |
| TERNA ENERGY (CR) | 14 | 27 | 2,240 |
| TITAN CEMENT (CB) | 15 | 56 | 743 |
| VIOHALCO SA/NV (CB) | 56 | 138 | 8,094 |
| Index Options | 26 | 233 | 1,319 |
| FTSE/Athex Large Cap | 26 | 233 | 1,319 |
| Stock Options | 0 | 0 | 716 |
| ALPHA SERVICES HOLD (CR) | 0 | 0 | 0 |
| NATIONAL BANK (CR) | 0 | 0 | 300 |
| OPAP (CR) | 0 | 0 | 135 |
| OTE (CR) | 0 | 0 | 20 |
| PIRAEUS FINANCIAL HOLD (CR) | 0 | 0 | 0 |
| PPC (CR) | 0 | 0 | 261 |
| Total Derivatives Traded | 1,920 | 31,830 | 564,611 |

| Number of Outstanding Securities | Nominal Value | Dividends [1] | | | Date of Last Coupon | | Note | Shares | Closing price | % change | Previous closing price/date | Open price | Price min | Price max | Last price | Avg price | Last Bid [7] | Last Ask [7] | P/E after tax | Year | Volume | Trades | Transactions Value[8] | Company Mkt Value (thou. €) | Year low | Year high | Sector[4] |
|----------------------------------|---------------|---------------|------|------|---------------------|------------|------|-------------------|---------------|----------|-----------------------------|------------|-----------|-----------|------------|-----------|--------------|--------------|---------------|------|--------|--------|-----------------------|-----------------------------|----------|-----------|-----------|
| | | 2018 | 2019 | 2020 | Dividend [2] | Right | | | | | | | | | | | | | | | | | | | | | |
| 766,000 | 1.00 | --- | --- | --- | 01/07/2004 | 11/12/2012 | 5193 | TRIA ALFA SA (CR) | 7 | --- | 7 | 07/07/2021 | --- | --- | --- | --- | --- | 49@6.50 | --- | 2020 | --- | --- | --- | 5,999.00 | 7 | 8 | 55101020 |
| 245,000 | 1.00 | --- | --- | --- | 19/07/2010 | 11/12/2012 | 5194 | TRIA ALFA SA (PR) | 2.6 | --- | 2.6 | 07/07/2021 | --- | --- | --- | --- | --- | 598@2.90 | --- | 2020 | --- | --- | --- | 5,999.00 | 1.41 | 3.64 | 55101020 |

Suspension Status

| | | | | | | | | | | | | | | | | | | | | | | | | | | | |
|------------|-------|--------|-----|-----|------------|------------|------|------------------------|--------|-----|--------|------------|-----|-----|-----|-----|-----|-----|-----|-----|-----|-----|-----|------------|--------|--------|----------|
| 5,867,311 | 0.300 | --- | --- | --- | 11/08/2010 | 28/04/2017 | 5243 | DIONIC (CR) | 0.11 | --- | 0.11 | 30/06/2020 | --- | --- | --- | --- | --- | --- | --- | --- | --- | --- | --- | 645.40 | 0.11 | 0.11 | 50205010 |
| 66,948,210 | 0.300 | --- | --- | --- | 22/09/2015 | 22/09/2015 | 5179 | FOLLI FOLLIE (CR) | 4.8 | --- | 4.8 | 24/05/2018 | --- | --- | --- | --- | --- | --- | --- | --- | --- | --- | --- | 321,351.41 | 4.8 | 4.8 | 40401030 |
| 12,417,000 | 0.310 | 0.0205 | --- | --- | 27/08/2019 | 28/08/2017 | 5233 | MLS MULTIMEDIA SA (CR) | 0.57 | --- | 0.57 | 12/05/2020 | --- | --- | --- | --- | --- | --- | --- | --- | --- | --- | --- | 7,077.69 | 0.57 | 0.57 | 10101015 |
| 33,301,715 | 0.320 | --- | --- | --- | 27/06/2003 | 08/07/2009 | 5241 | AEGEK (CR) | 0.035 | --- | 0.035 | 25/06/2020 | --- | --- | --- | --- | --- | --- | --- | --- | --- | --- | --- | 1,165.56 | 0.035 | 0.035 | 50101010 |
| 77,126,446 | 0.340 | --- | --- | --- | 23/05/2005 | 18/08/2011 | 5206 | G.E. DIMITRIOU (CR) | 0.0125 | --- | 0.0125 | 30/04/2019 | --- | --- | --- | --- | --- | --- | --- | --- | --- | --- | --- | 964.08 | 0.0125 | 0.0125 | 40202020 |
| 7,085,888 | 1.59 | --- | --- | --- | 02/07/1996 | 06/09/2010 | 5216 | ELVIEMEK (CR) | 2.6 | --- | 2.6 | 30/09/2019 | --- | --- | --- | --- | --- | --- | --- | --- | --- | --- | --- | 18,423.31 | 2.6 | 2.6 | 35101010 |
| 25,179,640 | 0.600 | --- | --- | --- | 08/08/1994 | 19/09/2000 | 5191 | J.BOUTARIS & SON (CR) | 0.026 | --- | 0.026 | 01/10/2018 | --- | --- | --- | --- | --- | --- | --- | --- | --- | --- | --- | 742.45 | 0.026 | 0.026 | 45101015 |
| 1,540,000 | 0.600 | --- | --- | --- | 08/08/1994 | 19/09/2000 | 5192 | J.BOUTARIS & SON (PR) | 0.057 | --- | 0.057 | 01/10/2018 | --- | --- | --- | --- | --- | --- | --- | --- | --- | --- | --- | 742.45 | 0.057 | 0.057 | 45101015 |
| 31,543,600 | 0.420 | --- | --- | --- | 19/07/2010 | 19/12/2018 | 5205 | KRETA FARM SA (CR) | 1.09 | --- | 1.085 | 30/04/2019 | --- | --- | --- | --- | --- | --- | --- | --- | --- | --- | --- | 34,382.52 | 1.085 | 1.09 | 45102020 |
| 24,319,250 | 0.300 | --- | --- | --- | 09/07/2002 | 04/07/2007 | 5165 | PROODEFTIKH SA (CR) | 0.21 | --- | 0.21 | 23/04/2021 | --- | --- | --- | --- | --- | --- | --- | --- | --- | --- | --- | 5,107.04 | 0.18 | 0.3 | 50101010 |

Shares' Notes

| Code | Note text |
|------|--|
| () | - Adjusted dividends. |
| * | - Last adjusted closing price. |
| [1] | - Net dividends. |
| [2] | - The "Date of Last Coupon" for New listings refers to the date company's stocks started to trade in Athex |
| [3] | - The Company Market Value is referred to the number of outstanding shares |
| [4] | - Sectors codification can be found in Appendix A |
| [5] | - The Market Value refers to the total number of shares listed (including their several classes) in the exchange by the company. |
| [6] | - P/E greater than 100 |
| [7] | - Last view of the Order Book before the end of the trading session |
| [8] | - All Blocks Methods' Transactions Value are included. |
| 4750 | - Transfer to the Under Surveillance Category from 8/4/2011. |
| 4887 | - Transfer to the Surveillance Category as of 10/4/2012. |
| 4912 | - Transfer to the Surveillance Category as of 31/7/2012. |
| 4955 | - Transfer to the Surveillance Category as from 5/4/2013. |
| 4957 | - Transfer to the Surveillance Category as from 5/4/2013. |
| 4958 | - Transfer to the Surveillance Category as from 5/4/2013. |
| 4959 | - Transfer to the Surveillance Category as from 5/4/2013. |
| 5093 | - Transfer to the Surveillance Category as of 8/4/2015. |
| 5112 | - Transfer to the Surveillance Category as of 15/04/2016. |
| 5115 | - Transfer to the Surveillance Category as of 15/04/2016. |
| 5141 | - Transfer to the Surveillance Category as of 10/05/2017. |
| 5160 | - Transfer to the Surveillance Category as of 15/04/2016. |
| 5162 | - Transfer to the Under Supervision Category as of 21/12/2009. |
| 5165 | - Transfer to the Surveillance Category as of 15/02/2018. |
| 5178 | - Transfer to the Surveillance Category as of 11/05/2018. |
| 5179 | - Suspension of trading as of 25/05/2018. |
| 5191 | - Suspension of trading as of 02/10/2018. |
| 5192 | - Suspension of trading as of 02/10/2018. |
| 5193 | - Transfer to the Surveillance Category as of 25/10/2018. |
| 5194 | - Transfer to the Surveillance Category as of 25/10/2018. |
| 5197 | - Transfer to the Surveillance Category as of 07/11/2018. |
| 5205 | - Suspension of trading as of 02/05/2019. |
| 5206 | - Suspension of trading as of 02/05/2019. |
| 5216 | - Suspension of trading as of 01/10/2019. |
| 5232 | - Transfer to the Under Surveillance Category from 08/04/2011. |
| 5233 | - Suspension of trading as of 13/05/2020. |
| 5241 | - Suspension of trading as of 26/06/2020. |
| 5243 | - Suspension of trading as of 01/07/2020. |
| 5245 | - Transfer to the Surveillance Category as of 09/07/2020. |
| 5246 | - Transfer to the Surveillance Category as of 09/07/2020. |
| 5248 | - Transfer to the Surveillance Category as of 06/09/20116. |
| 5253 | - Transfer to the Surveillance Category as of 14/5/2021. |
| 5256 | - Share capital increase in progress through a rights issue. Rights' trading period on ATHEX: 06/07/2021 - 14/07/2021, pre-emption rights' subscription period: 06/07/2021 - 19/07/2021. |

Securities Blocks Details

| Securities | Block Volume | Price | Block Trade Value | Time of approval | Note |
|-----------------------------|--------------|-------|-------------------|------------------|------|
| TERNA ENERGY (CR) | 29,380 | 11.96 | 351,384.80 | 10:48:20 | 20 |
| OTE (CR) | 40,000 | 14.37 | 574,800.00 | 14:04:00 | 20 |
| PIRAEUS FINANCIAL HOLD (CR) | 200,000 | 1.38 | 275,200.00 | 14:09:35 | 20 |
| OPAP (CR) | 50,000 | 12.24 | 612,000.00 | 16:29:20 | 20 |
| EUROBANK HOLDINGS (CR) | 717,000 | 0.825 | 591,238.20 | 17:07:04 | 20 |
| OPAP (CR) | 50,000 | 12.40 | 620,000.00 | 17:13:11 | 20 |

Blocks Notes

9 - Method 6-1 / Special Fees

10 - Method 6-1 / Special Fees, SDS

14 - Method 6-3 / Settlement, Incomplete Buy and Sell

18 - Method 6-2 / SPOT 1

19 - Method 6-2 / SPOT 2

20 - Method 6-1 and Method 6-1 Same Day Settlement

21 - Other Pre-agreed

Shares Rights Details

| Occurred date | Exercise from | Exercise until | Trading until | Rights | Price min | Price max | Closing price | Last Bid | Last Ask | Volume | Trades | Transactions Value |
|---------------|---------------|----------------|---------------|------------------|-----------|-----------|---------------|----------|----------|---------|--------|--------------------|
| 01/07/2021 | 06/07/2021 | 19/07/2021 | 14/07/2021 | ELGEKA S.A. (CR) | 0.003 | 0.010 | 0.004 | ... | ... | 128,133 | 37 | 827.70 |

Forced Sales Details

| Securities | Category of Security | Transactions Volume | Number of Trades | Transactions Value | Note |
|--------------------------------|----------------------|------------------------|---------------------|-----------------------|------|
| No Forced Transactions. | | | | | |

Forced Sales Notes

- 1 - Compulsory Public Forced Sales
- 2 - Forced Sales of Fixed Registered Shares
- 3 - Forced Sales of Remaining Fractional Shares

Exchange Traded Funds (ETFs) Characteristics

| | Transactions Date (T) | Creation / Redemption | Units (T-1) | New Units (T-1) | Redemption Units (T-1) | Units (T) [1] | Fund Assets [2] | Net Unit Price | Dividend per Unit | Dividend Date |
|--------------------------------|--------------------------|--------------------------|----------------|--------------------|---------------------------|------------------|-----------------|-------------------|----------------------|------------------|
| ALPHA ETF FTSE Athex Large Cap | 08/07/2021 | 5,000 | 882,175 | --- | --- | 882,175 | 18,528,500.00 | 21.0032 | 0.71 | 01/07/2021 |

ETFs Notes

[1] - Units (T) = Units (T-1) + New Units (T-1) - Redemption Units (T-1)

[2] - The Creation / Redemption Units of T-1 are included.

Non Convertible Corporate Bonds - Regulated Market

| Num Listed Bonds | Nominal price | Issue price | Today's Rate | Exp. Date | Duration (years) | Note | Coupon | | Trading Unit | Corporate Bonds | Accrued Int. | Yield.T.Mat | Price min | Price max | Closing price | Previous closing price/date | Volume | Transactions Value | Last order | | ear min | Year max | | |
|------------------|---------------|-------------|--------------|------------|------------------|------|--------|-----------|--------------|---|--------------|-------------|-----------|-----------|---------------|-----------------------------|------------|--------------------|------------|------------|---------|------------|----------|----------|
| | | | | | | | Common | Preferred | | | | | | | | | | | Price | Buy / Sell | | | Date | |
| 20,148 | 1,000.00 | 1,000.00 | 4.95 | 26/06/2023 | 5 | --- | 7 | --- | 1 | B&F COMM. & GARM. INDUS. S.A. (Non Convertible) | 1.9250 | 5.0570 | 98.4100 | 98.4101 | 98.4101 | 98.7800 | 07/07/2021 | 10,000 | 9,860.26 | 98.6010 | B | 38/07/2021 | 92.1501 | 100.5000 |
| 90,000 | 1,000.00 | 1,000.00 | 3.00 | 11/05/2023 | 5 | --- | 7 | --- | 1 | CORAL A.E. (Non Convertible) | 5.1667 | 1.9770 | --- | --- | --- | 101.5000 | 07/07/2021 | --- | --- | 101.8500 | B | 38/07/2021 | 101.5000 | 103.5000 |
| 120,000 | 1,000.00 | 1,000.00 | 3.95 | 04/04/2025 | 7 | --- | 7 | --- | 1 | GEK TERNA S.A. (Non Convertible) | 10.6431 | 2.4000 | 104.3000 | 104.3000 | 104.3000 | 104.5000 | 07/07/2021 | 5,000 | 5,268.22 | 104.3000 | B | 38/07/2021 | 103.3350 | 105.8000 |
| 100,000 | 1,000.00 | 1,000.00 | 2.70 | 25/05/2026 | 5 | --- | 1 | --- | 1 | COSTAMARE PARTICIPATIONS PLC (Non Convertible) | 3.6000 | 2.4570 | 100.8950 | 101.2000 | 101.0352 | 101.2000 | 07/07/2021 | 88,000 | 89,227.75 | 100.8950 | B | 38/07/2021 | 100.4000 | 102.5678 |
| 200,000 | 1,000.00 | 1,000.00 | 1.90 | 23/03/2028 | 7 | --- | 1 | --- | 1 | MOTOR OIL CORINTH REFINERIES SA (Non Convertible) | 5.8583 | 1.8750 | 99.9000 | 100.0995 | 100.0900 | 100.0000 | 07/07/2021 | 164,000 | 164,822.28 | 99.9000 | B | 38/07/2021 | 100.0000 | 100.9899 |
| 175,000 | 1,000.00 | 1,000.00 | 3.40 | 26/07/2024 | 5 | --- | 4 | --- | 1 | ATTICA HOLDINGS S.A. (Non Convertible) | 15.7722 | 3.8630 | 97.6000 | 98.0001 | 98.0001 | 97.9300 | 07/07/2021 | 26,000 | 25,808.10 | 98.0000 | B | 38/07/2021 | 90.0310 | 99.5000 |
| 39,892,816 | 1.00 | 1.00 | 5.00 | 04/10/2021 | 5 | --- | 20 | --- | 1 | HOUSEMARKET S.A. (Non Convertible) | 0.0010 | 0.7260 | --- | --- | --- | 101.0000 | 05/07/2021 | --- | --- | 100.8000 | B | 38/07/2021 | 101.0000 | 102.9900 |
| 150,000 | 1,000.00 | 1,000.00 | 2.60 | 22/10/2026 | 7 | --- | 4 | --- | 1 | TERNA ENERGY FINANCE S.A. (Non Convertible) | 5.8500 | 2.2860 | 101.0100 | 101.0100 | 101.0100 | 101.0030 | 07/07/2021 | 29,000 | 29,462.55 | 101.0100 | B | 38/07/2021 | 99.4000 | 103.0000 |
| 200,000 | 1,000.00 | 1,000.00 | 3.60 | 12/03/2026 | 7 | --- | 5 | --- | 1 | AEGEAN AIRLINES S.A. (Non Convertible) | 12.2000 | 3.2860 | 99.0110 | 100.4000 | 100.1431 | 99.9500 | 07/07/2021 | 153,000 | 155,085.56 | 100.0000 | B | 38/07/2021 | 93.1501 | 102.0000 |
| 200,000 | 1,000.00 | 1,000.00 | 2.10 | 27/10/2027 | 7 | --- | 2 | --- | 1 | O.P.A.P. S.A. (Non Convertible) | 4.4333 | 1.7350 | 101.9500 | 101.9600 | 101.9500 | 101.9290 | 07/07/2021 | 120,000 | 122,873.20 | 101.5000 | B | 38/07/2021 | 99.3000 | 102.8500 |
| 320,000 | 1,000.00 | 1,000.00 | 3.40 | 21/07/2027 | 7 | --- | 2 | --- | 1 | LAMDA DEVELOPMENT S.A. (Non Convertible) | 16.2444 | 2.9180 | 101.8000 | 102.4000 | 102.0000 | 102.2000 | 07/07/2021 | 172,000 | 178,158.04 | 101.7000 | B | 38/07/2021 | 97.8458 | 103.0000 |
| 500,000 | 1,000.00 | 1,000.00 | 2.75 | 03/07/2027 | 7 | --- | 3 | --- | 1 | GEK TERNA S.A. (Non Convertible) | 0.5347 | 2.8250 | 98.4500 | 99.3999 | 99.1997 | 99.1390 | 07/07/2021 | 138,000 | 136,969.44 | 98.7250 | B | 38/07/2021 | 97.8574 | 99.8900 |

Corporate Bonds Notes

Transactions Volume = (Pieces) * (Nominal Price). Transactions Value = (Pieces) * (Nominal Price) * (price %) + (Accrued interest).

The price of a Bond is stated as a percentage (%) of Bond's Nominal Price.

Nominal Price in Euros (€), except if it is noted differently.

Government Bonds

| Number Listed Bonds | Nominal price | Today's Rate | Accrued Interest Calc | Exp. Date [1] | Duration (years) | Note | Coupons Date | Curr. coupon value | Trading Unit | Government Bonds | Price min | Price max | Closing price | Previous closing price/date | Volume | Transactions Value | Price | Last order Buy / Sell | Date |
|---------------------|---------------|--------------|-----------------------|---------------|------------------|------|-------------------|--------------------|--------------|--------------------------------|-----------|-----------|---------------|-----------------------------|--------|--------------------|----------|-----------------------|------------|
| 3,000,000 | 1,000.00 | 4.38 | Actual/Actual | 01/08/2022 | 5 | --- | 01/08 | 4.38 | 1 | GGB-FXD-010822-05Y-4.375-1.000 | --- | --- | --- | --- | --- | --- | 1.0000 | B | 28/11/2018 |
| 4,500,000 | 1,000.00 | 1.88 | Actual/Actual | 04/02/2035 | 15 | --- | 04/02 | 1.88 | 1 | GGB-FXD-040235-15Y-1.875-1.000 | --- | --- | --- | --- | --- | --- | --- | --- | --- |
| 2,500,000 | 1,000.00 | 3.45 | Actual/Actual | 02/04/2024 | 5 | --- | 02/04 | 3.45 | 1 | GGB-FXD-020424-05Y-3.450-1.000 | --- | --- | --- | --- | --- | --- | --- | --- | --- |
| 6,000,000 | 1,000.00 | 0.75 | Actual/Actual | 18/06/2031 | 10 | --- | 18/06 | 0.75 | 1 | GGB-FXD-180631-10Y-0.750-1.000 | --- | --- | --- | --- | --- | --- | --- | --- | --- |
| 4,355,990,324 | 1.00 | 3.50 | Actual/Actual | 30/01/2023 | 5 | --- | 01/02 - 31/01 | 3.50 | 1 | GGB-FXD-300123-05Y-3.500-1.00 | --- | --- | --- | 94.5720 13/07/2018 | --- | --- | 1.0000 | B | 28/11/2018 |
| 5,962,747,327 | 1.00 | 3.75 | Actual/Actual | 30/01/2028 | 10 | --- | /02 - 01/02 - 31/ | 3.75 | 1 | GGB-FXD-300128-10Y-3.750-1.00 | --- | --- | --- | 85.4610 13/07/2018 | --- | --- | 1.0000 | B | 28/11/2018 |
| 6,091,218,404 | 1.00 | 3.90 | Actual/Actual | 30/01/2033 | 15 | --- | /02 - 01/02 - 31/ | 3.90 | 1 | GGB-FXD-300133-15Y-3.900-1.00 | --- | --- | --- | 78.6730 13/07/2018 | --- | --- | 1.0000 | B | 28/11/2018 |
| 4,805,399,486 | 1.00 | 4.00 | Actual/Actual | 30/01/2037 | 19 | --- | /02 - 01/02 - 31/ | 4.00 | 1 | GGB-FXD-300137-19Y-4.000-1.00 | --- | --- | --- | 77.0370 13/07/2018 | --- | --- | 1.0000 | B | 28/11/2018 |
| 4,603,713,186 | 1.00 | 4.20 | Actual/Actual | 30/01/2042 | 24 | --- | /02 - 01/02 - 31/ | 4.20 | 1 | GGB-FXD-300142-24Y-4.200-1.00 | --- | --- | --- | 77.7640 13/07/2018 | --- | --- | 1.0000 | B | 28/11/2018 |
| 550,418,123 | 1.00 | 4.30 | Actual/Actual | 24/02/2023 | 11 | --- | 24/02 | 4.30 | 1 | GGB-FXD-240223-11Y-2.000-1.00 | --- | --- | --- | 10.0000 22/06/2015 | --- | --- | 10.0000 | B | 11/07/2019 |
| 445,007,576 | 1.00 | 4.30 | Actual/Actual | 24/02/2024 | 12 | --- | 24/02 | 4.30 | 1 | GGB-FXD-240224-12Y-2.000-1.00 | --- | --- | --- | 10.0000 22/06/2015 | --- | --- | --- | --- | --- |
| 423,674,226 | 1.00 | 4.30 | Actual/Actual | 24/02/2025 | 13 | --- | 24/02 | 4.30 | 1 | GGB-FXD-240225-13Y-2.000-1.00 | --- | --- | --- | 10.0000 22/06/2015 | --- | --- | --- | --- | --- |
| 212,292,153 | 1.00 | 4.30 | Actual/Actual | 24/02/2026 | 14 | --- | 24/02 | 4.30 | 1 | GGB-FXD-240226-14Y-2.000-1.00 | --- | --- | --- | 10.0000 22/06/2015 | --- | --- | --- | --- | --- |
| 160,621,352 | 1.00 | 4.30 | Actual/Actual | 24/02/2027 | 15 | --- | 24/02 | 4.30 | 1 | GGB-FXD-240227-15Y-2.000-1.00 | --- | --- | --- | 10.0000 22/06/2015 | --- | --- | --- | --- | --- |
| 183,244,055 | 1.00 | 4.30 | Actual/Actual | 24/02/2028 | 16 | --- | 24/02 | 4.30 | 1 | GGB-FXD-240228-16Y-2.000-1.00 | --- | --- | --- | 10.0000 22/06/2015 | --- | --- | --- | --- | --- |
| 164,802,894 | 1.00 | 4.30 | Actual/Actual | 24/02/2029 | 17 | --- | 24/02 | 4.30 | 1 | GGB-FXD-240229-17Y-2.000-1.00 | --- | --- | --- | 10.0000 22/06/2015 | --- | --- | --- | --- | --- |
| 165,460,943 | 1.00 | 4.30 | Actual/Actual | 24/02/2030 | 18 | --- | 24/02 | 4.30 | 1 | GGB-FXD-240230-18Y-2.000-1.00 | --- | --- | --- | 10.0000 22/06/2015 | --- | --- | --- | --- | --- |
| 129,007,241 | 1.00 | 4.30 | Actual/Actual | 24/02/2031 | 19 | --- | 24/02 | 4.30 | 1 | GGB-FXD-240231-19Y-2.000-1.00 | --- | --- | --- | 10.0000 22/06/2015 | --- | --- | --- | --- | --- |
| 126,192,683 | 1.00 | 4.30 | Actual/Actual | 24/02/2032 | 20 | --- | 24/02 | 4.30 | 1 | GGB-FXD-240232-20Y-2.000-1.00 | --- | --- | --- | 10.0000 22/06/2015 | --- | --- | --- | --- | --- |
| 146,905,168 | 1.00 | 4.30 | Actual/Actual | 24/02/2033 | 21 | --- | 24/02 | 4.30 | 1 | GGB-FXD-240233-21Y-2.000-1.00 | --- | --- | --- | 10.0000 22/06/2015 | --- | --- | --- | --- | --- |
| 154,475,606 | 1.00 | 4.30 | Actual/Actual | 24/02/2034 | 22 | --- | 24/02 | 4.30 | 1 | GGB-FXD-240234-22Y-2.000-1.00 | --- | --- | --- | 10.0000 22/06/2015 | --- | --- | --- | --- | --- |
| 144,429,441 | 1.00 | 4.30 | Actual/Actual | 24/02/2035 | 23 | --- | 24/02 | 4.30 | 1 | GGB-FXD-240235-23Y-2.000-1.00 | --- | --- | --- | 10.0000 22/06/2015 | --- | --- | --- | --- | --- |
| 166,211,676 | 1.00 | 4.30 | Actual/Actual | 24/02/2036 | 24 | --- | 24/02 | 4.30 | 1 | GGB-FXD-240236-24Y-2.000-1.00 | --- | --- | --- | 10.0000 22/06/2015 | --- | --- | --- | --- | --- |
| 145,461,669 | 1.00 | 4.30 | Actual/Actual | 24/02/2037 | 25 | --- | 24/02 | 4.30 | 1 | GGB-FXD-240237-25Y-2.000-1.00 | --- | --- | --- | 10.0000 22/06/2015 | --- | --- | --- | --- | --- |
| 146,941,087 | 1.00 | 4.30 | Actual/Actual | 24/02/2038 | 26 | --- | 24/02 | 4.30 | 1 | GGB-FXD-240238-26Y-2.000-1.00 | --- | --- | --- | 10.0000 22/06/2015 | --- | --- | --- | --- | --- |
| 135,115,612 | 1.00 | 4.30 | Actual/Actual | 24/02/2039 | 27 | --- | 24/02 | 4.30 | 1 | GGB-FXD-240239-27Y-2.000-1.00 | --- | --- | --- | 10.0000 22/06/2015 | --- | --- | --- | --- | --- |
| 141,909,637 | 1.00 | 4.30 | Actual/Actual | 24/02/2040 | 28 | --- | 24/02 | 4.30 | 1 | GGB-FXD-240240-28Y-2.000-1.00 | --- | --- | --- | 10.0000 22/06/2015 | --- | --- | --- | --- | --- |
| 136,788,720 | 1.00 | 4.30 | Actual/Actual | 24/02/2041 | 29 | --- | 24/02 | 4.30 | 1 | GGB-FXD-240241-29Y-2.000-1.00 | --- | --- | --- | 10.0000 22/06/2015 | --- | --- | --- | --- | --- |
| 163,643,410 | 1.00 | 4.30 | Actual/Actual | 24/02/2042 | 30 | --- | 24/02 | 4.30 | 1 | GGB-FXD-240242-30Y-2.000-1.00 | --- | --- | --- | 10.0000 22/06/2015 | --- | --- | --- | --- | --- |
| 4,000,000 | 1,000.00 | 3.88 | Actual/Actual | 12/03/2029 | 10 | --- | 12/03 | 3.88 | 1 | GGB-FXD-120329-10Y-3.875-1.000 | --- | --- | --- | --- | --- | --- | 100.0000 | B | 15/10/2019 |
| 3,000,000 | 1,000.00 | 0.00 | Actual/Actual | 12/02/2026 | 5 | --- | 12/02 | 0.00 | 1 | GGB-FXD-120226-05Y-0.000-1.000 | --- | --- | --- | --- | --- | --- | --- | --- | --- |
| 503,753 | 1,000.00 | 0.32 | FLR Actual/360 | 16/09/2021 | 2 | --- | 16/03 - 16/09 | --- | 1 | GGB-FLT-160921-02Y-0.319-1.000 | --- | --- | --- | --- | --- | --- | --- | --- | --- |
| 3,000,000 | 1,000.00 | 3.38 | Actual/Actual | 15/02/2025 | 7 | --- | 15/02 | 3.38 | 1 | GGB-FXD-150225-07Y-3.375-1.000 | --- | --- | --- | --- | --- | --- | --- | --- | --- |
| 250,250 | 1,000.00 | 2.90 | Actual/Actual | 20/03/2023 | 4 | --- | 20/03 | 2.90 | 1 | GGB-FXD-200323-04Y-2.900-1.000 | --- | --- | --- | --- | --- | --- | --- | --- | --- |

Government Bonds Notes

Transactions Volume = (Pieces) * (Nominal Price). Transactions Value = (Pieces) * (Nominal Price) * (price %) + (Accrued interest).

The Value of current coupon for the issues with NV 0.01 euro refers to NV 100 euros

FLR: Floating Interest Rate.

[1] - The Expiration Date of the interest bearing period and the Date for coupon payment.

Government Bonds

| Number Listed Bonds | Nominal price | Today's Rate | Accrued Interest Calc | Exp. Date [1] | Duration (years) | Note | Coupons Date | Curr. coupon value | Trading Unit | Government Bonds | Price min | Price max | Closing price | Previous closing price/date | Volume | Transactions Value | Price | Last order Buy / Sell | Date |
|---------------------|---------------|--------------|-----------------------|---------------|------------------|------|--------------|--------------------|--------------|--------------------------------|-----------|-----------|---------------|-----------------------------|--------|--------------------|---------|-----------------------|------------|
| 964,000 | 1,000.00 | 3.25 | Actual/Actual | 20/03/2025 | 6 | --- | 20/03 | 3.25 | 1 | GGB-FXD-200325-06Y-3.250-1.000 | --- | --- | --- | --- | --- | --- | --- | --- | --- |
| 2,100,000 | 1,000.00 | 3.55 | Actual/Actual | 20/03/2026 | 7 | --- | 20/03 | 3.55 | 1 | GGB-FXD-200326-07Y-3.550-1.000 | --- | --- | --- | --- | --- | --- | --- | --- | --- |
| 5,500,000 | 1,000.00 | 1.50 | Actual/Actual | 18/06/2030 | 10 | --- | 18/06 | 1.50 | 1 | GGB-FXD-180630-10Y-1.500-1.000 | --- | --- | --- | --- | --- | --- | --- | --- | --- |
| 5,364,250 | 1,000.00 | 3.25 | Actual/Actual | 20/03/2050 | 30 | --- | 20/03 | 3.25 | 1 | GGB-FXD-200350-30Y-3.250-1.000 | --- | --- | --- | --- | --- | --- | --- | --- | --- |
| 2,000,000 | 1,000.00 | 2.00 | Actual/Actual | 22/04/2027 | 7 | --- | 22/04 | 2.00 | 1 | GGB-FXD-220427-07Y-2.000-1.000 | --- | --- | --- | --- | --- | --- | 99.9000 | B | 22/04/2020 |
| 2,500,000 | 1,000.00 | 1.88 | Actual/Actual | 23/07/2026 | 7 | --- | 23/07 | 1.88 | 1 | GGB-FXD-230726-07Y-1.875-1.000 | --- | --- | --- | --- | --- | --- | --- | --- | --- |
| 2,500,000 | 1,000.00 | 1.88 | Actual/Actual | 24/01/2052 | 30 | --- | 24/01 | 1.88 | 1 | GGB-FXD-240152-30Y-1.875-1.000 | --- | --- | --- | --- | --- | --- | --- | --- | --- |

Government Bonds Notes

Transactions Volume = (Pieces) * (Nominal Price). Transactions Value = (Pieces) * (Nominal Price) * (price %) + (Accrued interest).

The Value of current coupon for the issues with NV 0.01 euro refers to NV 100 euros

FLR: Floating Interest Rate.

[1] - The Expiration Date of the interest bearing period and the Date for coupon payment.

Treasury Bills & Zero Coupon Government Bonds

| Issue Date | 13-Week Maturity | | | | | | | | | 26-Week Maturity | | | | | | | | | 52-Week Maturity | | | | | | | | |
|------------|------------------|--------------|------------------|---------------|-------------|------------------|-----------------|---------------|------|------------------|--------------|------------------|---------------|-------------|------------------|-----------------|---------------|------|------------------|--------------|------------------|---------------|-------------|------------------|-----------------|---------------|------|
| | Exp. Date | Initial Rate | Num Listed Bonds | Nominal price | Issue price | Last Trade Price | Last Trade Date | Volume Traded | Note | Exp. Date | Initial Rate | Num Listed Bonds | Nominal price | Issue price | Last Trade Price | Last Trade Date | Volume Traded | Note | Exp. Date | Initial Rate | Num Listed Bonds | Nominal price | Issue price | Last Trade Price | Last Trade Date | Volume Traded | Note |
| 11/09/2020 | --- | --- | --- | --- | --- | --- | --- | --- | --- | --- | --- | --- | --- | --- | --- | --- | --- | --- | 10/09/2021 | 0.00 | 1,000,000 | 1,000.00 | 1,000.00 | --- | --- | --- | --- |
| 11/12/2020 | --- | --- | --- | --- | --- | --- | --- | --- | --- | --- | --- | --- | --- | --- | --- | --- | --- | --- | 10/12/2021 | -0.26 | 1,000,000 | 1,000.00 | 1,002.60 | --- | --- | --- | --- |
| 12/03/2021 | --- | --- | --- | --- | --- | --- | --- | --- | --- | --- | --- | --- | --- | --- | --- | --- | --- | --- | 11/03/2022 | -0.22 | 1,000,000 | 1,000.00 | 1,002.24 | --- | --- | --- | --- |
| 11/06/2021 | --- | --- | --- | --- | --- | --- | --- | --- | --- | --- | --- | --- | --- | --- | --- | --- | --- | --- | 10/06/2022 | -0.31 | 1,600,000 | 1,000.00 | 1,003.10 | --- | --- | --- | --- |

| Bonds in Circulation | Currency / Min nominal traded Value | Coupons Payment Date | Current Coupon Value | Note | Coupon | Trading Unit | Issue Date | Duration (years) | Today's Interest | A.I.C in days | Bonds | Last price of previous days | | Last Outcry in Cash (euro) | | Trades in Pieces | Life min | Life Max | |
|---|-------------------------------------|----------------------|----------------------|------|--------|--------------|------------|------------------|------------------|---------------|------------------------|-----------------------------|------------|----------------------------|------------|------------------|----------|----------|------|
| | | | | | | | | | | | | Price | Buy / Sell | Price | Buy / Sell | | | | |
| Corporate Bonds in Foreign Currency and Euro | | | | | | | | | | | | | | | | | | | |
| 103,746 | GBP / 10 | 01/12 | 0.25 | --- | 62 | 1 | 01/12/1930 | 98 | 2.5 | 360 | National Mortgage Bank | 2.27 | 05/02/1996 | 2.27 | S | 05/02/1996 | --- | 2.27 | 2.27 |
| 0 | GBP / 10 | 01/12 | 0.25 | --- | 64 | 1 | 01/12/1928 | 100 | 2.5 | 360 | National Mortgage Bank | --- | --- | --- | --- | --- | --- | --- | --- |

Government Bonds Notes

A.I.C: Accrued Interest Calculation base.

FLR: Floating Interest Rate.

The minimum tradeable Nominal Value for all Demeterialised Government Titles is 100 Euros.

(μφρ-0)

Athex & ATHEXClear Members List

| Member Name | | | | Stock Market | | | Derivatives Market | | ATHEXClear Member | |
|---|------------------|----------------|-----|---------------|---------------|--------------|--------------------|--------------|-------------------|-----------------|
| | Address | Phone | Fax | Market Member | Remote Member | Market Maker | Proprietary | Market Maker | General Clearing | Direct Clearing |
| A. SARRIS SECURITIES S.A. | | | | a | | | | | | |
| 6, ΔΡΑΓΑΤΣΑΝΙΟΥ 6 ΑΘΗΝΑ | 2103367700 | | | | | | | | | |
| ΑΕΟΝIC SECURITIES C.I.F. P.L.C. | | | | a | a | | | | | |
| , ΛΑΪΟΥ 6, ΓΡ. 301B, ANNA COURT | 35725337600 | | | | | | | | | |
| ALPHA BANK S.A. | | | | | | | | | a | |
| , ΣΤΑΔΙΟΥ 40 ΑΘΗΝΑ | 2103260000 | | | | | | | | | |
| ALPHA FINANCE INVESTMENT SERVICES SINGLE MEMBER SA | | | | a | | a | a | a | | a |
| 5, ΜΕΡΛΙΝ 5 ΑΘΗΝΑ | 2103677400 | | | | | | | | | |
| ARGUS STOCKBROKERS LTD | | | | a | a | | a | | | |
| 25, 25 ΛΕΩΦΟΡΟΣ ΔΗΜΟΣΘΕΝΗ ΣΕΒΕΡΗ | 0035722717000 | | | | | | | | | |
| ATLANTIC SECURITIES LTD | | | | a | a | | | | | |
| 37, ΠΡΟΔΡΟΜΟΥ 37 | 0035722445400 | | | | | | | | | |
| AXON SECURITIES S.A. | | | | a | | | a | | | |
| 48, ΣΤΑΔΙΟΥ 48 ΑΘΗΝΑ | 2103363800 | | | | | | | | | |
| BETA SECURITIES S.A. | | | | a | | a | a | | | a |
| 29, Α.ΑΛΕΞΑΝΔΡΑΣ 29 ΑΘΗΝΑ | 2106478930 | | | | | | | | a | |
| BNP PARIBAS SECURITIES SERVICES | | | | | | | | | a | |
| 2, ΛΑΜΨΑΚΟΥ 2 ΑΘΗΝΑ | 2107468500 | | | | | | | | | |
| BOFA SECURITIES EUROPE SA | | | | a | a | | | | | |
| , 112 AVENUE KL'BER 75116 | +33 153655555 | | | | | | | | | |
| CAPITAL SECURITIES S.A. | | | | a | | | a | | | |
| 58, ΜΗΤΡΟΠΟΛΕΩΣ 58 ΑΘΗΝΑ | 2103369700 | | | | | | | | | |
| CFS SECURITIES INVESTMENT SERVICES S.A. | | | | a | | | | | | |
| 3, ΠΑΠΑΡΡΗΓΟΠΟΥΛΟΥ 3 ΑΘΗΝΑ | 2103360800 | | | | | | | | | |
| CITIGROUP GLOBAL MARKETS EUROPE AG | | | | a | a | | | | | |
| 16, REUTERWEG 16 FRANKFURT | +49 691366-0 | | | | | | | | | |
| CITIGROUP GLOBAL MARKETS LIMITED | | | | a | | | | | | |
| 1, 33 CANADA SQUARE - CANARY WHARF | +44 02079864000 | | | | | | | | | |
| CREDIT SUISSE SECURITIES (EUROPE) LIMITED | | | | a | | | | | | |
| 1, ONE CABOT SQUARE LONDON | +44 2078888888 | | | | | | | | | |
| CREDIT SUISSE SECURITIES SOCIEDAD DE VALORES SA | | | | a | a | | | | | |
| , CALLE AYALA 42, 3A PLANTA-B MADRID | +34917916000 | | | | | | | | | |
| CYCLOS SECURITIES S.A. | | | | a | | | a | | | |
| 39, ΠΑΝΕΠΙΣΤΗΜΙΟΥ 39 ΑΘΗΝΑ | 2103364300 | | | | | | | | | |
| DEUTSCHE BANK S.A. | | | | | a | | | | | |
| 1, GREAT WINCHESTER STREET LONDON | +44 20 754 54209 | 00441133361437 | | | | | | | | |
| DYNAMIC SECURITIES S.A. | | | | a | | | a | | | a |
| , ΤΡΑΛΛΕΩΝ 2 & Α.ΣΥΓΓΡΟΥ 223 ΝΕΑ ΣΜΥΡΝΗ | 2103677700 | | | | | | | | | |
| EUROBANK EQUITIES INVESTMENT FIRM S.A | | | | a | | a | a | a | | a |
| , ΦΙΛΕΛΛΗΝΩΝ 10 & ΞΕΝΟΦΩΝΤΟΣ 13 ΑΘΗΝΑ | 2103720425 | | | | | | | | | |
| EUROBANK S.A. | | | | | | | | | a | |
| , ΟΘΩΝΟΣ 8 ΑΘΗΝΑ | 2103337000 | | | | | | | | | |
| EUROCORP INVESTMENT SERVICES S.A. | | | | a | | | a | | | a |
| 14, ΠΛ.ΦΙΛΙΚΗΣ ΕΤΑΙΡΕΙΑΣ 14 ΑΘΗΝΑ | 2107263600 | | | | | | | | | |
| EUROTRUST INVESTMENT FIRM SA | | | | a | | | | | | |
| 113, ΣΕΒΑΣΤΟΥΠΟΛΕΩΣ 113 ΑΘΗΝΑ | 2103363100 | | | | | | | | | |
| EUROXX SECURITIES S.A. | | | | a | | a | a | a | | a |
| 7, ΠΑΛΑΙΟΛΟΓΟΥ ΧΑΛΑΝΔΡΙ | (210)-6879400 | (210)-6879401 | | | | | | | | |
| 7, ΠΑΛΕΟΛΟΓΟΥ ΧΑΛΑΝΔΡΙ | +30 2106879400 | 210-6879401 | | | | | | | | |
| G. A. PERVANAS SECURITIES- INVESTMENT SERVICES S.A. | | | | a | | | | | | |
| 7-9, ΣΟΦΟΚΛΕΟΥΣ 7-9 ΑΘΗΝΑ | 2103727200 | | | | | | | | | |
| GLOBAL CAPITAL SECURITIES & FINANCIAL SERVICES LTD | | | | a | a | | | | | |
| 50, ΛΑΡΧΙΠΕΡΙΣΚΟΠΟΥ ΜΑΚΑΡΙΟΥ Γ50 | 0035722710710 | | | | | | | | | |
| HELLENIC AMERICAN SECURITIES S.A. | | | | a | | a | a | | | a |
| 27, ΑΝΔΡΕΑ ΠΑΠΑΝΔΡΕΟΥ 27 ΜΑΡΟΥΣΙ | 2103311100 | | | | | | | | | |
| HELLENIC BANK (INVESTMENTS) LTD | | | | | a | | | | | |
| , ΑΥΞ.ΚΥΡΙΑΚΟΥ ΜΑΤΣΙ 31 - PO BOX 24747 NICOSIA | +357 22500100 | 357 22500110 | | | | | | | | |
| HSBC CONTINENTAL EUROPE | | | | | | | | | a | |
| 109-111, Α.ΜΕΣΟΓΕΙΩΝ 109-111 | 2106960000 | | | | | | | | | |
| INDEX SECURITIES S.A. | | | | a | | | | | | |
| 6, ΔΡΑΓΑΤΣΑΝΙΟΥ 6 ΑΘΗΝΑ | 2103213920 | | | | | | | | | |
| J. CHR. MAVRIKIS SECURITIES S.A. | | | | a | | | | | | |
| 5, ΣΟΦΟΚΛΕΟΥΣ 5 ΑΘΗΝΑ | 2103216730 | | | | | | | | | |

Athex & ATHEXClear Members List

| Member Name | | | | Stock Market | | | Derivatives Market | | ATHEXClear Member | |
|--|-----------------|---------------|-----|---------------|---------------|--------------|--------------------|--------------|-------------------|-----------------|
| | Address | Phone | Fax | Market Member | Remote Member | Market Maker | Proprietary | Market Maker | General Clearing | Direct Clearing |
| KAPPA SECURITIES S.A. | | | | a | | | a | | | |
| 15, ΒΑΛΛΑΡΙΤΟΥ 15 ΑΘΗΝΑ | 2103678600 | | | | | | | | | |
| KARAMANOF SECURITIES & INVESTMENT SERVICES S.A. | | | | a | | | | | | |
| 2, ΠΛ.ΑΓ.ΘΕΟΔΩΡΩΝ 2 ΑΘΗΝΑ | 2103212947 | | | | | | | | | |
| LAIKI FINANCIAL SERVICES LTD | | | | | a | | | | | |
| 26, AVE. VYRONOS NICOSIA | 357 22367367 | 357 22718567 | | | | | | | | |
| LEON DEPOLAS SECURITIES S.A. | | | | a | | a | a | | | |
| 1, ΧΡΗΣΤΟΥ ΛΑΔΑ 1 ΑΘΗΝΑ | 2103213276 -28 | | | | | | | | | |
| MEGA EQUITY SECURITIES & FINANCIAL SERVICES PUBLIC LTD | | | | a | a | | a | | | |
| 42-44, ΛΕΩΦ.ΓΡΙΒΑ ΔΙΓΓΕΝΗ 42-44 | 0035722711711 | | | | | | | | | |
| MERIT SECURITIES S.A | | | | a | | a | a | | | a |
| 5, ΣΟΦΟΚΛΕΟΥΣ 5 ΑΘΗΝΑ | 2103671880 | | | | | | | | | |
| MERRILL LYNCH INTERNATIONAL | | | | a | | | | | | |
| 2, 2 KING EDWARD STREET LONDON | +44 20276281000 | | | | | | | | | |
| N. CHRYSOCHOIDIS SECURITIES S.A. | | | | a | | | a | | | a |
| 7-9, ΣΟΦΟΚΛΕΟΥΣ 7-9 ΑΘΗΝΑ | 2103213913 | | | | | | | | | |
| NATIONAL BANK OF GREECE S.A. | | | | a | | a | a | | a | |
| 86, ΑΙΟΛΟΥ ΣΤΡ. ΑΘΗΝΑ | (210)-3341000 | (210)-3228187 | | | | | | | | |
| 68, ΑΚΑΔΙΜΙΑΣ ΣΤΡ. ΑΘΗΝΑ | (210)-3328817 | (210)-3328678 | | | | | | | | |
| NATIONAL SECURITIES S.A. | | | | a | | a | a | a | | |
| 66, ΛΕΩΦ. ΑΘΗΝΩΝ 128-132 ΑΘΗΝΑ | 2103328784 | | | | | | | | | |
| NUNTIUS BROKERAGE AND INVESTMENT SERVICES S.A | | | | a | | | | | | |
| 6, ΔΡΑΓΑΤΣΑΝΙΟΥ 6 ΑΘΗΝΑ | 2103350599 | | | | | | | | | |
| ONE PLUS CAPITAL LIMITED | | | | a | a | | | | | |
| , 75 PRODROMOU AVENUE NICOSIA 1307 | 35722873760 | | | | | | | | | |
| OPTIMA BANK S.A. | | | | a | | a | a | a | a | |
| 32, ΑΙΓΙΑΛΕΙΑΣ 32 & ΠΑΡΑΔΕΙΣΟΥ ΜΑΡΟΥΣΙ | 2108173111 | | | | | | | | | |
| PANTELAKIS SECURITIES S.A. | | | | a | | a | a | a | | |
| 57, ΕΘΝΙΚΗΣ ΑΝΤΙΣΤΑΣΕΩΣ 57, ΚΤΙΡΙΟ Β CHALANDRI | 2106965000 | | | | | | | | | |
| PEGASUS SECURITIES S.A | | | | a | | | a | | | |
| 17, ΒΑΛΛΑΡΙΤΟΥ 17 & ΑΜΕΡΙΚΗΣ ΑΘΗΝΑ | 2103670700 | | | | | | | | | |
| PIRAEUS BANK S.A. | | | | a | | | a | | a | |
| , ΑΜΕΡΙΚΗΣ 4 ΑΘΗΝΑ | 2103335000 | | | | | | | | | |
| PIRAEUS SECURITIES S. A. | | | | a | | a | a | a | | a |
| 10, ΣΤΑΔΙΟΥ 10 ΑΘΗΝΑ | 2103354100 | | | | | | | | | |
| PROCHOICE SECURITIES LTD | | | | a | a | | | | | |
| 57, ΛΕΩΦ.ΣΠΥΡΟΥ ΚΥΠΡΙΑΝΟΥ 57, ΑΚΙΝΗΤΑ Φ | 035724661192 | | | | | | | | | |
| SHARELINK SECURITIES & FINANCIAL SERVICES LTD | | | | a | a | | a | | | |
| 6, HOUSE-ΘΕΟΤΟΚΗ 6 ΜΕΓΑΡΟ ΕΛΜΗΝΑ | +357 22554200 | | | | | | | | | |
| SOCIETE GENERALE S.A. | | | | a | a | | a | | | |
| , 17 COURS VALMY, CEDEX | +157290504 | | | | | | | | | |
| SOLIDUS SECURITIES S.A | | | | a | | | a | | | a |
| 64, ΛΟΥΙΖΗΣ ΠΙΑΝΚΟΥΡ 64 ΑΘΗΝΑ | 2106900600 | | | | | | | | | |
| ST. EM. LAVRENTAKIS SECURITIES S.A. | | | | a | | | a | | | |
| 7-9, ΣΟΦΟΚΛΕΟΥΣ 7-9 ΑΘΗΝΑ | 2103213336 | | | | | | | | | |
| THE CYPRUS INVESTMENT & SECURITIES CORPORATION LTD | | | | a | a | | | | | |
| 154, ΛΕΩΦ. ΚΥΡΗΝΕΙΑΣ | 0035722121700 | | | | | | | | | |
| UBS EUROPE SE | | | | a | a | | | | | |
| , OPERNTURM, BOCKENHEIMER LANDSTRASSE 2-4 | 496921790 | | | | | | | | | |
| UBS LIMITED | | | | | a | | | | | |
| 1, FINSBURY AVENUE LONDON | +44 2075687135 | | | | | | | | | |

List of Stocks under Market Making operations

| Securities | Stock Category |
|--|------------------------------|
| Market Maker | Start Market Making |
| SPIROY AGRICULTURE SA (CR) | Surveillance |
| EUROBANK EQUITIES INVESTMENT FIRM S.A | 02/09/2019 |
| MLS MULTIMEDIA SA (CR) | Suspension Status |
| PIRAEUS SECURITIES S. A. | 01/08/2019 |
| ALPHA ETF FTSE Athex Large Cap | Exchange Traded Funds (ETFs) |
| ALPHA FINANCE INVESTMENT SERVICES SINGLE MEMBER SA | 02/01/1900 |
| NATIONAL SECURITIES S.A. | 02/01/1900 |
| ADMIE (IPTO) HOLDING S.A. (CR) | Main Market |
| EUROBANK EQUITIES INVESTMENT FIRM S.A | 24/05/2021 |
| HELLENIC AMERICAN SECURITIES S.A. | 09/03/2020 |
| PIRAEUS SECURITIES S. A. | 29/06/2017 |
| AEGEAN AIRLINES (CR) | Main Market |
| EUROBANK EQUITIES INVESTMENT FIRM S.A | 22/09/2020 |
| ALPHA SERVICES HOLD (CR) | Main Market |
| ALPHA FINANCE INVESTMENT SERVICES SINGLE MEMBER SA | 29/02/2016 |
| EUROBANK EQUITIES INVESTMENT FIRM S.A | 22/10/2006 |
| HELLENIC AMERICAN SECURITIES S.A. | 25/07/2014 |
| LEON DEPOLAS SECURITIES S.A. | 04/01/2016 |
| MERIT SECURITIES S.A | 03/09/2012 |
| NATIONAL SECURITIES S.A. | 02/01/1900 |
| PIRAEUS SECURITIES S. A. | 28/05/2009 |
| ANDROMEDA SA (CR) | Main Market |
| BETA SECURITIES S.A. | 15/02/2021 |
| AS COMPANY SA (CR) | Main Market |
| EUROBANK EQUITIES INVESTMENT FIRM S.A | 01/04/2019 |
| ATTICA BANK S.A. (CR) | Main Market |
| EUROBANK EQUITIES INVESTMENT FIRM S.A | 11/11/2019 |
| EUROXX SECURITIES S.A. | 22/01/2016 |
| PIRAEUS SECURITIES S. A. | 20/09/2017 |
| AUTOHELLAS SA (CR) | Main Market |
| ALPHA FINANCE INVESTMENT SERVICES SINGLE MEMBER SA | 01/07/2019 |
| EUROXX SECURITIES S.A. | 02/07/2018 |
| AVAX S.A. (CR) | Main Market |
| EUROBANK EQUITIES INVESTMENT FIRM S.A | 14/12/2015 |
| PIRAEUS SECURITIES S. A. | 01/02/2021 |
| AVE (CR) | Main Market |
| EUROXX SECURITIES S.A. | 05/06/2020 |
| BRIQ PROPERTIES (CR) | Main Market |
| EUROBANK EQUITIES INVESTMENT FIRM S.A | 09/09/2019 |
| LEON DEPOLAS SECURITIES S.A. | 22/02/2021 |
| BYTE COMPUTER SA (CR) | Main Market |
| MERIT SECURITIES S.A | 04/08/2008 |
| CC HBC AG (CR) | Main Market |
| BETA SECURITIES S.A. | 08/03/2021 |
| NATIONAL SECURITIES S.A. | 02/01/1900 |
| PIRAEUS SECURITIES S. A. | 04/05/2015 |
| CENERGY HOLDINGS (CB) | Main Market |
| ALPHA FINANCE INVESTMENT SERVICES SINGLE MEMBER SA | 02/01/2016 |
| EUROBANK EQUITIES INVESTMENT FIRM S.A | 02/01/2016 |
| CNL CAPITAL (CR) | Main Market |
| MERIT SECURITIES S.A | 01/10/2018 |
| EKTER SA (CR) | Main Market |
| EUROBANK EQUITIES INVESTMENT FIRM S.A | 16/10/2017 |
| LEON DEPOLAS SECURITIES S.A. | 21/05/2018 |
| ELASTRON (CR) | Main Market |
| LEON DEPOLAS SECURITIES S.A. | 20/02/2017 |
| ELLAKTOR (CR) | Main Market |
| ALPHA FINANCE INVESTMENT SERVICES SINGLE MEMBER SA | 18/03/2019 |
| EUROBANK EQUITIES INVESTMENT FIRM S.A | 01/06/2012 |
| EUROXX SECURITIES S.A. | 24/09/2018 |
| NATIONAL SECURITIES S.A. | 02/01/1900 |
| PIRAEUS SECURITIES S. A. | 22/10/2018 |
| ELTON SA (CR) | Main Market |
| BETA SECURITIES S.A. | 03/09/2012 |
| LEON DEPOLAS SECURITIES S.A. | 01/04/2019 |
| ELVALHALCOR (CR) | Main Market |
| ALPHA FINANCE INVESTMENT SERVICES SINGLE MEMBER SA | 07/05/2018 |
| EUROBANK EQUITIES INVESTMENT FIRM S.A | 07/05/2018 |

List of Stocks under Market Making operations

| Securities | Stock Category |
|--|---------------------|
| Market Maker | Start Market Making |
| ELVE SA (CR) | Main Market |
| LEON DEPOLAS SECURITIES S.A. | 02/11/2020 |
| ENTERSOFT (CR) | Main Market |
| EUROBANK EQUITIES INVESTMENT FIRM S.A | 22/06/2020 |
| EUROBANK HOLDINGS (CR) | Main Market |
| ALPHA FINANCE INVESTMENT SERVICES SINGLE MEMBER SA | 09/01/2006 |
| EUROBANK EQUITIES INVESTMENT FIRM S.A | 01/06/2012 |
| HELLENIC AMERICAN SECURITIES S.A. | 25/07/2014 |
| LEON DEPOLAS SECURITIES S.A. | 30/11/2018 |
| MERIT SECURITIES S.A | 06/11/2017 |
| NATIONAL SECURITIES S.A. | 02/01/1900 |
| PIRAEUS SECURITIES S. A. | 28/09/2009 |
| EUROPEAN RELIANCE INSUR. (CR) | Main Market |
| BETA SECURITIES S.A. | 27/07/2020 |
| PANTELAKIS SECURITIES S.A. | 15/07/2019 |
| EYDAP S.A. (CR) | Main Market |
| ALPHA FINANCE INVESTMENT SERVICES SINGLE MEMBER SA | 27/01/2020 |
| EUROBANK EQUITIES INVESTMENT FIRM S.A | 10/06/2019 |
| FOURLIS (CR) | Main Market |
| EUROBANK EQUITIES INVESTMENT FIRM S.A | 01/12/2016 |
| PIRAEUS SECURITIES S. A. | 06/03/2017 |
| GEK TERNA (CR) | Main Market |
| BETA SECURITIES S.A. | 08/03/2021 |
| EUROBANK EQUITIES INVESTMENT FIRM S.A | 24/05/2021 |
| PIRAEUS SECURITIES S. A. | 29/08/2019 |
| GR. SARANTIS S.A. (CR) | Main Market |
| BETA SECURITIES S.A. | 14/05/2012 |
| EUROBANK EQUITIES INVESTMENT FIRM S.A | 24/10/2016 |
| HELLENIC EXCHANGES-A.S.E. (CR) | Main Market |
| HELLENIC AMERICAN SECURITIES S.A. | 01/09/2014 |
| NATIONAL SECURITIES S.A. | 02/01/1900 |
| PIRAEUS SECURITIES S. A. | 04/05/2015 |
| HELLENIC PETROLEUM (CR) | Main Market |
| HELLENIC AMERICAN SECURITIES S.A. | 14/09/2015 |
| PIRAEUS SECURITIES S. A. | 20/03/2017 |
| IDEAL GROUP SA (CR) | Main Market |
| EUROBANK EQUITIES INVESTMENT FIRM S.A | 07/06/2021 |
| PIRAEUS SECURITIES S. A. | 07/06/2021 |
| IKTINOS HELLAS SA (CR) | Main Market |
| ALPHA FINANCE INVESTMENT SERVICES SINGLE MEMBER SA | 01/04/2019 |
| EUROBANK EQUITIES INVESTMENT FIRM S.A | 25/02/2019 |
| NATIONAL SECURITIES S.A. | 02/01/1900 |
| INTERCONTINENTAL (CR) | Main Market |
| LEON DEPOLAS SECURITIES S.A. | 03/06/2019 |
| INTERWOOD-XYLEMPORIA (CR) | Main Market |
| EUROBANK EQUITIES INVESTMENT FIRM S.A | 05/07/2021 |
| PANTELAKIS SECURITIES S.A. | 01/07/2021 |
| INTRACOM HOLDINGS (CR) | Main Market |
| LEON DEPOLAS SECURITIES S.A. | 08/10/2018 |
| JUMBO SA (CR) | Main Market |
| BETA SECURITIES S.A. | 01/02/2021 |
| EUROBANK EQUITIES INVESTMENT FIRM S.A | 25/05/2020 |
| MERIT SECURITIES S.A | 06/11/2017 |
| PIRAEUS SECURITIES S. A. | 06/03/2017 |
| KARAMOLEGOS SA (CR) | Main Market |
| EUROXX SECURITIES S.A. | 04/10/2019 |
| KLOUKINAS - LAPPAS SA (CR) | Main Market |
| BETA SECURITIES S.A. | 22/09/2014 |
| KRI-KRI S.A. (CR) | Main Market |
| EUROBANK EQUITIES INVESTMENT FIRM S.A | 07/05/2018 |
| LEON DEPOLAS SECURITIES S.A. | 16/01/2017 |
| LAMDA DEVELOPMENT SA (CR) | Main Market |
| EUROBANK EQUITIES INVESTMENT FIRM S.A | 08/12/2014 |
| PANTELAKIS SECURITIES S.A. | 06/11/2017 |
| PIRAEUS SECURITIES S. A. | 29/06/2017 |
| LAMPSA HOTEL SA (CR) | Main Market |
| LEON DEPOLAS SECURITIES S.A. | 16/01/2017 |

List of Stocks under Market Making operations

| Securities | Stock Category |
|--|---------------------|
| Market Maker | Start Market Making |
| MARFIN INVESTMENT GROUP (CR) | Main Market |
| EUROBANK EQUITIES INVESTMENT FIRM S.A | 23/03/2015 |
| PIRAEUS SECURITIES S. A. | 02/02/2009 |
| MOTOR OIL (CR) | Main Market |
| BETA SECURITIES S.A. | 08/03/2021 |
| EUROBANK EQUITIES INVESTMENT FIRM S.A | 22/10/2006 |
| HELLENIC AMERICAN SECURITIES S.A. | 01/09/2014 |
| LEON DEPOLAS SECURITIES S.A. | 01/04/2019 |
| MERIT SECURITIES S.A | 25/02/2019 |
| NATIONAL SECURITIES S.A. | 02/01/1900 |
| PIRAEUS SECURITIES S. A. | 04/05/2015 |
| MYTILINEOS (CR) | Main Market |
| ALPHA FINANCE INVESTMENT SERVICES SINGLE MEMBER SA | 15/04/2019 |
| EUROBANK EQUITIES INVESTMENT FIRM S.A | 20/09/2017 |
| MERIT SECURITIES S.A | 25/02/2019 |
| NATIONAL SECURITIES S.A. | 02/01/1900 |
| PIRAEUS SECURITIES S. A. | 04/05/2015 |
| NATIONAL BANK (CR) | Main Market |
| ALPHA FINANCE INVESTMENT SERVICES SINGLE MEMBER SA | 09/01/2006 |
| BETA SECURITIES S.A. | 01/02/2021 |
| EUROBANK EQUITIES INVESTMENT FIRM S.A | 22/10/2006 |
| HELLENIC AMERICAN SECURITIES S.A. | 25/07/2014 |
| LEON DEPOLAS SECURITIES S.A. | 20/05/2015 |
| MERIT SECURITIES S.A | 03/09/2012 |
| NATIONAL SECURITIES S.A. | 02/01/1900 |
| PIRAEUS SECURITIES S. A. | 08/09/2008 |
| OPAP (CR) | Main Market |
| ALPHA FINANCE INVESTMENT SERVICES SINGLE MEMBER SA | 09/01/2006 |
| EUROBANK EQUITIES INVESTMENT FIRM S.A | 22/10/2006 |
| HELLENIC AMERICAN SECURITIES S.A. | 25/07/2014 |
| MERIT SECURITIES S.A | 20/03/2017 |
| NATIONAL SECURITIES S.A. | 02/01/1900 |
| PIRAEUS SECURITIES S. A. | 04/05/2015 |
| OTE (CR) | Main Market |
| ALPHA FINANCE INVESTMENT SERVICES SINGLE MEMBER SA | 09/01/2006 |
| EUROBANK EQUITIES INVESTMENT FIRM S.A | 22/10/2006 |
| HELLENIC AMERICAN SECURITIES S.A. | 25/07/2014 |
| LEON DEPOLAS SECURITIES S.A. | 20/04/2015 |
| MERIT SECURITIES S.A | 20/03/2017 |
| NATIONAL SECURITIES S.A. | 02/01/1900 |
| PIRAEUS SECURITIES S. A. | 08/09/2008 |
| P.P.A. S.A. (CR) | Main Market |
| EUROBANK EQUITIES INVESTMENT FIRM S.A | 06/02/2019 |
| PAPOUTSANIS (CR) | Main Market |
| ALPHA FINANCE INVESTMENT SERVICES SINGLE MEMBER SA | 19/11/2018 |
| BETA SECURITIES S.A. | 25/11/2013 |
| PETROPOULOS PETROS (CR) | Main Market |
| EUROBANK EQUITIES INVESTMENT FIRM S.A | 01/04/2019 |
| PANTELAKIS SECURITIES S.A. | 16/03/2020 |
| PIRAEUS FINANCIAL HOLD (CR) | Main Market |
| ALPHA FINANCE INVESTMENT SERVICES SINGLE MEMBER SA | 15/04/2019 |
| EUROBANK EQUITIES INVESTMENT FIRM S.A | 22/10/2006 |
| EUROXX SECURITIES S.A. | 15/02/2016 |
| HELLENIC AMERICAN SECURITIES S.A. | 25/07/2014 |
| LEON DEPOLAS SECURITIES S.A. | 30/11/2018 |
| MERIT SECURITIES S.A | 16/09/2013 |
| NATIONAL SECURITIES S.A. | 02/01/1900 |
| PIRAEUS SECURITIES S. A. | 16/02/2009 |
| PLAISIO COMPUTERS SA (CR) | Main Market |
| EUROBANK EQUITIES INVESTMENT FIRM S.A | 02/03/2015 |
| PPC (CR) | Main Market |
| ALPHA FINANCE INVESTMENT SERVICES SINGLE MEMBER SA | 09/01/2006 |
| BETA SECURITIES S.A. | 01/02/2021 |
| EUROBANK EQUITIES INVESTMENT FIRM S.A | 22/10/2006 |
| HELLENIC AMERICAN SECURITIES S.A. | 01/09/2014 |
| MERIT SECURITIES S.A | 06/11/2017 |
| NATIONAL SECURITIES S.A. | 02/01/1900 |
| PIRAEUS SECURITIES S. A. | 28/09/2009 |

List of Stocks under Market Making operations

| Securities | Market Maker | Start Market Making | Stock Category |
|--------------------------------|--|---------------------|--------------------|
| PREMIA (CR) | | | Main Market |
| | BETA SECURITIES S.A. | 01/06/2021 | |
| PROFILE SA (CR) | | | Main Market |
| | PANTELAKIS SECURITIES S.A. | 01/07/2019 | |
| QUEST HOLDINGS (CR) | | | Main Market |
| | BETA SECURITIES S.A. | 26/03/2018 | |
| | EUROBANK EQUITIES INVESTMENT FIRM S.A | 28/01/2019 | |
| TERNA ENERGY (CR) | | | Main Market |
| | BETA SECURITIES S.A. | 08/03/2021 | |
| | EUROBANK EQUITIES INVESTMENT FIRM S.A | 24/05/2021 | |
| | PIRAEUS SECURITIES S. A. | 09/12/2019 | |
| THRACE PLASTICS SA (CR) | | | Main Market |
| | ALPHA FINANCE INVESTMENT SERVICES SINGLE MEMBER SA | 26/03/2018 | |
| | EUROBANK EQUITIES INVESTMENT FIRM S.A | 26/03/2018 | |
| TITAN CEMENT (CB) | | | Main Market |
| | BETA SECURITIES S.A. | 01/02/2021 | |
| | EUROBANK EQUITIES INVESTMENT FIRM S.A | 06/11/2019 | |
| | PIRAEUS SECURITIES S. A. | 18/01/2021 | |
| UNIBIOS (CR) | | | Main Market |
| | LEON DEPOLAS SECURITIES S.A. | 01/02/2021 | |
| VIOHALCO SA/NV (CB) | | | Main Market |
| | ALPHA FINANCE INVESTMENT SERVICES SINGLE MEMBER SA | 11/03/2008 | |
| | EUROBANK EQUITIES INVESTMENT FIRM S.A | 04/03/2014 | |
| | MERIT SECURITIES S.A | 17/03/2014 | |

| Underlying Asset | | | | Derivatives Market | | | | | | | | | | | | | |
|-----------------------------|-----------|---------------|--------|--|------------|-----------|-----------|------------|---------------|----------|----------|---------------|-----------|----------|--------|--------|---------------|
| Price max | Price min | Closing price | change | Delivery Month | Open price | Price max | Price min | Last price | Closing price | Last Bid | Last Ask | Fixing price* | Life high | Life low | Trades | Volume | Open Interest |
| FTSE/Athex Large Cap | | | | (Trade Unit: 1 Index Point x 2€, Cash Settlement) | | | | | | | | | | | | | |
| 2,114.39 | 2,066.43 | 2,074.29 | -1.90% | July 2021 | 2,078.00 | 2,080.00 | 2,041.50 | 2,045.00 | 2,045.00 | --- | --- | --- | 2,230.00 | --- | 175 | 742 | 5,192 |
| | | | | August 2021 | 2,067.00 | 2,074.00 | 2,035.25 | 2,035.25 | 2,035.25 | --- | --- | --- | 2,207.25 | --- | 38 | 169 | 95 |
| | | | | September 2021 | --- | --- | --- | --- | 2,122.75 | --- | --- | --- | --- | --- | --- | --- | --- |
| | | | | December 2021 | --- | --- | --- | --- | 2,133.50 | --- | --- | --- | --- | --- | --- | --- | --- |
| | | | | March 2022 | --- | --- | --- | --- | 2,144.25 | --- | --- | --- | --- | --- | --- | --- | --- |
| | | | | June 2022 | --- | --- | --- | --- | 2,155.00 | --- | --- | --- | --- | --- | --- | --- | --- |
| FTSE/Athex Banks | | | | (Trade Unit: 1 Index Point x 15€, Cash Settlement) | | | | | | | | | | | | | |
| 532.91 | 522.91 | 525.74 | -1.35% | September 2021 | --- | --- | --- | --- | 532.25 | --- | --- | --- | 569.25 | --- | --- | --- | 5 |
| | | | | December 2021 | --- | --- | --- | --- | 537.75 | --- | --- | --- | --- | --- | --- | --- | --- |
| | | | | March 2022 | --- | --- | --- | --- | 540.50 | --- | --- | --- | --- | --- | --- | --- | --- |
| | | | | June 2022 | --- | --- | --- | --- | 543.00 | --- | --- | --- | --- | --- | --- | --- | --- |

Derivatives notes

Fixing prices and final open positions can be retrieved from the following path <http://www.helex.gr/el/web/guest/statistics-end-of-day-derivatives>

| Underlying Asset | | | | Derivatives Market | | | | | | | | | | | | | |
|---------------------------------------|-----------|---------------|--------|--|------------|-----------|-----------|------------|---------------|----------|----------|---------------|-----------|----------|--------|--------|---------------|
| Price max | Price min | Closing price | change | Delivery Month | Open price | Price max | Price min | Last price | Closing price | Last Bid | Last Ask | Fixing price* | Life high | Life low | Trades | Volume | Open Interest |
| ADMIE (IPTO) HOLDING S.A. (CR) | | | | (Contract Size: 100 Securities, Physical Delivery) | | | | | | | | | | | | | |
| 2.585 | 2.525 | 2.53 | -2.13% | September 2021 | 2.48 | 2.49 | 2.45 | 2.47 | 2.47 | --- | --- | --- | 2.73 | --- | 24 | 174 | 9,036 |
| | | | | December 2021 | --- | --- | --- | --- | 2.61 | --- | --- | --- | --- | --- | --- | --- | --- |
| | | | | March 2022 | --- | --- | --- | --- | 2.62 | --- | --- | --- | --- | --- | --- | --- | --- |
| | | | | June 2022 | --- | --- | --- | --- | 2.63 | --- | --- | --- | --- | --- | --- | --- | --- |
| ALPHA SERVICES HOLD (CR) | | | | (Contract Size: 100 Securities, Physical Delivery) | | | | | | | | | | | | | |
| 1.001 | 0.978 | 0.986 | -0.84% | September 2021 | 0.991 | 1.00 | 0.981 | 0.982 | 0.982 | --- | --- | --- | 1.35 | --- | 132 | 3,845 | 36,951 |
| | | | | December 2021 | --- | --- | --- | --- | 1.00 | --- | --- | --- | --- | --- | --- | --- | --- |
| | | | | March 2022 | --- | --- | --- | --- | 1.01 | --- | --- | --- | --- | --- | --- | --- | --- |
| | | | | June 2022 | --- | --- | --- | --- | 1.01 | --- | --- | --- | --- | --- | --- | --- | --- |
| ATTICA BANK S.A. (CR) | | | | (Contract Size: 100 Securities, Physical Delivery) | | | | | | | | | | | | | |
| 0.166 | 0.1592 | 0.1622 | -2.29% | September 2021 | --- | --- | --- | --- | 0.167 | --- | --- | --- | 0.225 | --- | --- | --- | 198 |
| | | | | December 2021 | --- | --- | --- | --- | 0.168 | --- | --- | --- | --- | --- | --- | --- | --- |
| | | | | March 2022 | --- | --- | --- | --- | 0.168 | --- | --- | --- | --- | --- | --- | --- | --- |
| | | | | June 2022 | --- | --- | --- | --- | 0.169 | --- | --- | --- | --- | --- | --- | --- | --- |
| CC HBC AG (CR) | | | | (Contract Size: 100 Securities, Physical Delivery) | | | | | | | | | | | | | |
| 30.75 | 29.55 | 29.7 | -4.16% | September 2021 | 30.20 | 30.20 | 29.57 | 29.64 | 29.64 | --- | --- | --- | 30.46 | --- | 15 | 18 | 94 |
| | | | | December 2021 | --- | --- | --- | --- | 31.27 | --- | --- | --- | --- | --- | --- | --- | --- |
| | | | | March 2022 | --- | --- | --- | --- | 31.43 | --- | --- | --- | --- | --- | --- | --- | --- |
| | | | | June 2022 | --- | --- | --- | --- | 31.58 | --- | --- | --- | --- | --- | --- | --- | --- |
| CENERGY HOLDINGS (CB) | | | | (Contract Size: 100 Securities, Physical Delivery) | | | | | | | | | | | | | |
| 2.55 | 2.41 | 2.41 | -4.93% | September 2021 | 2.52 | 2.55 | 2.43 | 2.43 | 2.43 | --- | --- | --- | 2.86 | --- | 21 | 118 | 9,703 |
| | | | | December 2021 | --- | --- | --- | --- | 2.56 | --- | --- | --- | --- | --- | --- | --- | --- |
| | | | | March 2022 | --- | --- | --- | --- | 2.57 | --- | --- | --- | --- | --- | --- | --- | --- |
| | | | | June 2022 | --- | --- | --- | --- | 2.58 | --- | --- | --- | --- | --- | --- | --- | --- |
| ELLAKTOR (CR) | | | | (Contract Size: 100 Securities, Physical Delivery) | | | | | | | | | | | | | |
| 1.474 | 1.45 | 1.45 | -2.69% | September 2021 | 1.43 | 1.44 | 1.43 | 1.43 | 1.43 | --- | --- | --- | 1.62 | --- | 9 | 58 | 6,556 |
| | | | | December 2021 | --- | --- | --- | --- | 1.50 | --- | --- | --- | --- | --- | --- | --- | --- |
| | | | | March 2022 | --- | --- | --- | --- | 1.51 | --- | --- | --- | --- | --- | --- | --- | --- |
| | | | | June 2022 | --- | --- | --- | --- | 1.52 | --- | --- | --- | --- | --- | --- | --- | --- |
| EUROBANK HOLDINGS (CR) | | | | (Contract Size: 100 Securities, Physical Delivery) | | | | | | | | | | | | | |
| 0.836 | 0.8152 | 0.8248 | -0.87% | September 2021 | 0.816 | 0.821 | 0.803 | 0.810 | 0.810 | --- | --- | --- | 0.867 | --- | 221 | 4,774 | 36,034 |
| | | | | December 2021 | --- | --- | --- | --- | 0.831 | --- | --- | --- | 0.828 | --- | --- | --- | 2 |
| | | | | March 2022 | --- | --- | --- | --- | 0.844 | --- | --- | --- | --- | --- | --- | --- | --- |
| | | | | June 2022 | --- | --- | --- | --- | 0.848 | --- | --- | --- | --- | --- | --- | --- | --- |

Derivatives notes

Fixing prices and final open positions can be retrieved from the following path <http://www.helex.gr/el/web/guest/statistics-end-of-day-derivatives>

| Underlying Asset | | | | Derivatives Market | | | | | | | | | | | | | |
|---------------------------------------|-----------|---------------|--------|--|------------|-----------|-----------|------------|---------------|----------|----------|---------------|-----------|----------|--------|--------|---------------|
| Price max | Price min | Closing price | change | Delivery Month | Open price | Price max | Price min | Last price | Closing price | Last Bid | Last Ask | Fixing price* | Life high | Life low | Trades | Volume | Open Interest |
| EYDAP S.A. (CR) | | | | (Contract Size: 100 Securities, Physical Delivery) | | | | | | | | | | | | | |
| 7.91 | 7.72 | 7.88 | -0.25% | September 2021 | 7.75 | 7.80 | 7.61 | 7.61 | 7.61 | --- | --- | --- | 8.88 | --- | 25 | 63 | 1,008 |
| | | | | December 2021 | --- | --- | --- | --- | 7.97 | --- | --- | --- | --- | --- | --- | --- | --- |
| | | | | March 2022 | --- | --- | --- | --- | 8.01 | --- | --- | --- | --- | --- | --- | --- | --- |
| | | | | June 2022 | --- | --- | --- | --- | 8.05 | --- | --- | --- | --- | --- | --- | --- | --- |
| FOURLIS (CR) | | | | (Contract Size: 100 Securities, Physical Delivery) | | | | | | | | | | | | | |
| 4.33 | 4.16 | 4.25 | -2.07% | September 2021 | 4.29 | 4.29 | 4.17 | 4.22 | 4.22 | --- | --- | --- | 4.70 | --- | 27 | 41 | 1,561 |
| | | | | December 2021 | --- | --- | --- | --- | 4.38 | --- | --- | --- | --- | --- | --- | --- | --- |
| | | | | March 2022 | --- | --- | --- | --- | 4.40 | --- | --- | --- | --- | --- | --- | --- | --- |
| | | | | June 2022 | --- | --- | --- | --- | 4.42 | --- | --- | --- | --- | --- | --- | --- | --- |
| GEK TERNA (CR) | | | | (Contract Size: 100 Securities, Physical Delivery) | | | | | | | | | | | | | |
| 9.25 | 9.02 | 9.11 | -2.36% | September 2021 | 9.18 | 9.23 | 9.08 | 9.10 | 9.10 | --- | --- | --- | 10.22 | --- | 83 | 373 | 7,662 |
| | | | | December 2021 | --- | --- | --- | --- | 9.41 | --- | --- | --- | --- | --- | --- | --- | --- |
| | | | | March 2022 | --- | --- | --- | --- | 9.46 | --- | --- | --- | --- | --- | --- | --- | --- |
| | | | | June 2022 | --- | --- | --- | --- | 9.51 | --- | --- | --- | --- | --- | --- | --- | --- |
| HELLENIC EXCHANGES-A.S.E. (CR) | | | | (Contract Size: 100 Securities, Physical Delivery) | | | | | | | | | | | | | |
| 3.95 | 3.835 | 3.91 | -1.01% | September 2021 | 3.92 | 3.92 | 3.87 | 3.90 | 3.90 | --- | --- | --- | 4.34 | --- | 11 | 76 | 1,665 |
| | | | | December 2021 | --- | --- | --- | --- | 3.99 | --- | --- | --- | --- | --- | --- | --- | --- |
| | | | | March 2022 | --- | --- | --- | --- | 4.01 | --- | --- | --- | --- | --- | --- | --- | --- |
| | | | | June 2022 | --- | --- | --- | --- | 4.03 | --- | --- | --- | --- | --- | --- | --- | --- |
| HELLENIC PETROLEUM (CR) | | | | (Contract Size: 100 Securities, Physical Delivery) | | | | | | | | | | | | | |
| 5.94 | 5.81 | 5.81 | -1.86% | September 2021 | 5.92 | 5.94 | 5.84 | 5.84 | 5.84 | --- | --- | --- | 6.59 | --- | 15 | 68 | 2,265 |
| | | | | December 2021 | --- | --- | --- | --- | 5.97 | --- | --- | --- | --- | --- | --- | --- | --- |
| | | | | March 2022 | --- | --- | --- | --- | 6.00 | --- | --- | --- | --- | --- | --- | --- | --- |
| | | | | June 2022 | --- | --- | --- | --- | 6.03 | --- | --- | --- | --- | --- | --- | --- | --- |
| INTRACOM HOLDINGS (CR) | | | | (Contract Size: 100 Securities, Physical Delivery) | | | | | | | | | | | | | |
| 1.63 | 1.576 | 1.596 | -1.60% | September 2021 | 1.58 | 1.62 | 1.58 | 1.60 | 1.60 | --- | --- | --- | 1.69 | --- | 22 | 73 | 3,381 |
| | | | | December 2021 | --- | --- | --- | --- | 1.64 | --- | --- | --- | --- | --- | --- | --- | --- |
| | | | | March 2022 | --- | --- | --- | --- | 1.64 | --- | --- | --- | --- | --- | --- | --- | --- |
| | | | | June 2022 | --- | --- | --- | --- | 1.65 | --- | --- | --- | --- | --- | --- | --- | --- |
| JUMBO SA (CR) | | | | (Contract Size: 100 Securities, Physical Delivery) | | | | | | | | | | | | | |
| 14.15 | 13.98 | 14.02 | -0.57% | September 2021 | 13.60 | 13.63 | 13.58 | 13.58 | 13.58 | --- | --- | --- | 15.77 | --- | 22 | 135 | 2,233 |
| | | | | December 2021 | --- | --- | --- | --- | 14.23 | --- | --- | --- | --- | --- | --- | --- | --- |
| | | | | March 2022 | --- | --- | --- | --- | 14.30 | --- | --- | --- | --- | --- | --- | --- | --- |
| | | | | June 2022 | --- | --- | --- | --- | 14.37 | --- | --- | --- | --- | --- | --- | --- | --- |

Derivatives notes

Fixing prices and final open positions can be retrieved from the following path <http://www.helex.gr/el/web/guest/statistics-end-of-day-derivatives>

| Underlying Asset | | | | Derivatives Market | | | | | | | | | | | | | |
|--|-----------|---------------|--------|--------------------|------------|-----------|-----------|------------|---------------|----------|----------|---------------|-----------|----------|--------|--------|---------------|
| Price max | Price min | Closing price | change | Delivery Month | Open price | Price max | Price min | Last price | Closing price | Last Bid | Last Ask | Fixing price* | Life high | Life low | Trades | Volume | Open Interest |
| LAMDA DEVELOPMENT SA (CR) | | | | | | | | | | | | | | | | | |
| (Contract Size: 100 Securities, Physical Delivery) | | | | | | | | | | | | | | | | | |
| 7.7 | 7.45 | 7.47 | -3.49% | September 2021 | 7.71 | 7.71 | 7.47 | 7.49 | 7.49 | --- | --- | --- | 7.95 | --- | 74 | 295 | 6,041 |
| | | | | December 2021 | --- | --- | --- | --- | 7.81 | --- | --- | --- | --- | --- | --- | --- | --- |
| | | | | March 2022 | --- | --- | --- | --- | 7.85 | --- | --- | --- | --- | --- | --- | --- | --- |
| | | | | June 2022 | --- | --- | --- | --- | 7.89 | --- | --- | --- | --- | --- | --- | --- | --- |
| MARFIN INVESTMENT GROUP (CR) | | | | | | | | | | | | | | | | | |
| (Contract Size: 100 Securities, Physical Delivery) | | | | | | | | | | | | | | | | | |
| 0.025 | 0.0241 | 0.0248 | -0.80% | September 2021 | 0.024 | 0.024 | 0.024 | 0.024 | 0.024 | --- | --- | --- | 0.027 | --- | 43 | 240 | 24,304 |
| | | | | December 2021 | --- | --- | --- | --- | 0.025 | --- | --- | --- | --- | --- | --- | --- | --- |
| | | | | March 2022 | --- | --- | --- | --- | 0.025 | --- | --- | --- | --- | --- | --- | --- | --- |
| | | | | June 2022 | --- | --- | --- | --- | 0.025 | --- | --- | --- | --- | --- | --- | --- | --- |
| MOTOR OIL (CR) | | | | | | | | | | | | | | | | | |
| (Contract Size: 100 Securities, Physical Delivery) | | | | | | | | | | | | | | | | | |
| 14 | 13.72 | 13.8 | -1.64% | September 2021 | 13.94 | 14.00 | 13.75 | 13.75 | 13.75 | --- | --- | --- | 15.10 | --- | 93 | 227 | 2,690 |
| | | | | December 2021 | --- | --- | --- | --- | 14.16 | --- | --- | --- | --- | --- | --- | --- | --- |
| | | | | March 2022 | --- | --- | --- | --- | 14.23 | --- | --- | --- | --- | --- | --- | --- | --- |
| | | | | June 2022 | --- | --- | --- | --- | 14.30 | --- | --- | --- | --- | --- | --- | --- | --- |
| MYTILINEOS (CR) | | | | | | | | | | | | | | | | | |
| (Contract Size: 100 Securities, Physical Delivery) | | | | | | | | | | | | | | | | | |
| 14.73 | 14.4 | 14.42 | -2.90% | September 2021 | 14.88 | 14.88 | 14.46 | 14.47 | 14.47 | --- | --- | --- | 15.98 | --- | 162 | 694 | 6,732 |
| | | | | December 2021 | --- | --- | --- | --- | 14.98 | --- | --- | --- | --- | --- | --- | --- | --- |
| | | | | March 2022 | --- | --- | --- | --- | 15.06 | --- | --- | --- | --- | --- | --- | --- | --- |
| | | | | June 2022 | --- | --- | --- | --- | 15.13 | --- | --- | --- | --- | --- | --- | --- | --- |
| NATIONAL BANK (CR) | | | | | | | | | | | | | | | | | |
| (Contract Size: 100 Securities, Physical Delivery) | | | | | | | | | | | | | | | | | |
| 2.336 | 2.25 | 2.268 | -2.28% | September 2021 | 2.30 | 2.32 | 2.26 | 2.26 | 2.26 | --- | --- | --- | 2.75 | --- | 268 | 5,656 | 33,412 |
| | | | | December 2021 | --- | --- | --- | --- | 2.34 | --- | --- | --- | --- | --- | --- | --- | --- |
| | | | | March 2022 | --- | --- | --- | --- | 2.35 | --- | --- | --- | --- | --- | --- | --- | --- |
| | | | | June 2022 | --- | --- | --- | --- | 2.37 | --- | --- | --- | --- | --- | --- | --- | --- |
| OPAP (CR) | | | | | | | | | | | | | | | | | |
| (Contract Size: 100 Securities, Physical Delivery) | | | | | | | | | | | | | | | | | |
| 12.44 | 12.19 | 12.4 | -0.56% | September 2021 | 11.97 | 11.97 | 11.72 | 11.87 | 11.87 | --- | --- | --- | 13.34 | --- | 31 | 133 | 1,555 |
| | | | | December 2021 | --- | --- | --- | --- | 12.58 | --- | --- | --- | --- | --- | --- | --- | --- |
| | | | | March 2022 | --- | --- | --- | --- | 12.65 | --- | --- | --- | --- | --- | --- | --- | --- |
| | | | | June 2022 | --- | --- | --- | --- | 12.71 | --- | --- | --- | --- | --- | --- | --- | --- |
| OTE (CR) | | | | | | | | | | | | | | | | | |
| (Contract Size: 100 Securities, Physical Delivery) | | | | | | | | | | | | | | | | | |
| 14.795 | 14.21 | 14.48 | -2.13% | September 2021 | 14.45 | 14.60 | 14.29 | 14.52 | 14.52 | --- | --- | --- | 15.01 | --- | 42 | 96 | 3,438 |
| | | | | December 2021 | --- | --- | --- | --- | 14.93 | --- | --- | --- | --- | --- | --- | --- | --- |
| | | | | March 2022 | --- | --- | --- | --- | 15.00 | --- | --- | --- | --- | --- | --- | --- | --- |
| | | | | June 2022 | --- | --- | --- | --- | 15.08 | --- | --- | --- | --- | --- | --- | --- | --- |

Derivatives notes

Fixing prices and final open positions can be retrieved from the following path <http://www.helex.gr/el/web/guest/statistics-end-of-day-derivatives>

| Underlying Asset | | | | Derivatives Market | | | | | | | | | | | | | |
|------------------------------------|-----------|---------------|--------|--|------------|-----------|-----------|------------|---------------|----------|----------|---------------|-----------|----------|--------|--------|---------------|
| Price max | Price min | Closing price | change | Delivery Month | Open price | Price max | Price min | Last price | Closing price | Last Bid | Last Ask | Fixing price* | Life high | Life low | Trades | Volume | Open Interest |
| P.P.A. S.A. (CR) | | | | (Contract Size: 100 Securities, Physical Delivery) | | | | | | | | | | | | | |
| 19.88 | 19.58 | 19.7 | -1.50% | September 2021 | --- | --- | --- | --- | 19.93 | --- | --- | --- | 21.43 | --- | --- | --- | 398 |
| | | | | December 2021 | --- | --- | --- | --- | 20.18 | --- | --- | --- | --- | --- | --- | --- | --- |
| | | | | March 2022 | --- | --- | --- | --- | 20.28 | --- | --- | --- | --- | --- | --- | --- | --- |
| | | | | June 2022 | --- | --- | --- | --- | 20.38 | --- | --- | --- | --- | --- | --- | --- | --- |
| PIRAEUS FINANCIAL HOLD (CR) | | | | (Contract Size: 6 Securities, Physical Delivery) | | | | | | | | | | | | | |
| 1.396 | 1.372 | 1.38 | -1.92% | September 2021 | 1.39 | 1.39 | 1.37 | 1.38 | 1.38 | --- | --- | --- | 1.77 | --- | 62 | 12,650 | 332,867 |
| | | | | December 2021 | --- | --- | --- | --- | 1.40 | --- | --- | --- | 1.79 | --- | --- | --- | 19 |
| | | | | March 2022 | --- | --- | --- | --- | 1.43 | --- | --- | --- | --- | --- | --- | --- | --- |
| | | | | June 2022 | --- | --- | --- | --- | 1.43 | --- | --- | --- | --- | --- | --- | --- | --- |
| PPC (CR) | | | | (Contract Size: 100 Securities, Physical Delivery) | | | | | | | | | | | | | |
| 8.865 | 8.565 | 8.75 | -1.91% | September 2021 | 8.78 | 8.82 | 8.55 | 8.69 | 8.69 | --- | --- | --- | 9.47 | --- | 194 | 658 | 16,402 |
| | | | | December 2021 | --- | --- | --- | --- | 9.00 | --- | --- | --- | --- | --- | --- | --- | --- |
| | | | | March 2022 | --- | --- | --- | --- | 9.05 | --- | --- | --- | --- | --- | --- | --- | --- |
| | | | | June 2022 | --- | --- | --- | --- | 9.09 | --- | --- | --- | --- | --- | --- | --- | --- |
| TERNA ENERGY (CR) | | | | (Contract Size: 100 Securities, Physical Delivery) | | | | | | | | | | | | | |
| 12.2 | 11.84 | 11.88 | -1.82% | September 2021 | 12.06 | 12.06 | 11.90 | 11.90 | 11.90 | --- | --- | --- | 12.85 | --- | 14 | 27 | 2,240 |
| | | | | December 2021 | --- | --- | --- | --- | 12.21 | --- | --- | --- | --- | --- | --- | --- | --- |
| | | | | March 2022 | --- | --- | --- | --- | 12.27 | --- | --- | --- | --- | --- | --- | --- | --- |
| | | | | June 2022 | --- | --- | --- | --- | 12.33 | --- | --- | --- | --- | --- | --- | --- | --- |
| TITAN CEMENT (CB) | | | | (Contract Size: 100 Securities, Physical Delivery) | | | | | | | | | | | | | |
| 16.14 | 15.48 | 15.8 | -2.23% | September 2021 | 15.75 | 15.78 | 15.60 | 15.72 | 15.72 | --- | --- | --- | 17.38 | --- | 15 | 56 | 743 |
| | | | | December 2021 | --- | --- | --- | --- | 16.31 | --- | --- | --- | --- | --- | --- | --- | --- |
| | | | | March 2022 | --- | --- | --- | --- | 16.39 | --- | --- | --- | --- | --- | --- | --- | --- |
| | | | | June 2022 | --- | --- | --- | --- | 16.47 | --- | --- | --- | --- | --- | --- | --- | --- |
| VIOHALCO SA/NV (CB) | | | | (Contract Size: 100 Securities, Physical Delivery) | | | | | | | | | | | | | |
| 4.595 | 4.435 | 4.435 | -4.42% | September 2021 | 4.56 | 4.59 | 4.44 | 4.44 | 4.44 | --- | --- | --- | 4.89 | --- | 56 | 138 | 8,094 |
| | | | | December 2021 | --- | --- | --- | --- | 4.68 | --- | --- | --- | --- | --- | --- | --- | --- |
| | | | | March 2022 | --- | --- | --- | --- | 4.71 | --- | --- | --- | --- | --- | --- | --- | --- |
| | | | | June 2022 | --- | --- | --- | --- | 4.73 | --- | --- | --- | --- | --- | --- | --- | --- |

Derivatives notes

Fixing prices and final open positions can be retrieved from the following path <http://www.helex.gr/el/web/guest/statistics-end-of-day-derivatives>

FTSE/Athex Large Cap

(Trade Unit: 1 Index Point x 2€ - Exercise Style: European, Cash Settlement)

| Call Options | | | | | | | | | | | | | | | | Put Options | | | | | | | | | | | | | | | | | | | | |
|--------------|-----------|-----------|------------|---------------|--------|---------------|------------|-------------|-----------|------------|---------------|--------|---------------|--------|---------------|--------------|-----------|-----------|------------|---------------|--------|---------------|------------|-----------|-----------|-------------|---------------|--------|---------------|--------|---------------|-------|--|--------------|--|----------------|
| July 2021 | | | | | | | | August 2021 | | | | | | | | Other Months | | July 2021 | | | | | | | | August 2021 | | | | | | | | Other Months | | Exercise Price |
| Open price | Price max | Price min | Last price | Closing price | Volume | Open Interest | Open price | Price max | Price min | Last price | Closing price | Volume | Open Interest | Volume | Open Interest | Open price | Price max | Price min | Last price | Closing price | Volume | Open Interest | Open price | Price max | Price min | Last price | Closing price | Volume | Open Interest | Volume | Open Interest | | | | | |
| 1,200 | - | - | - | - | - | - | - | - | - | - | - | - | - | - | - | - | - | - | - | - | - | - | - | - | - | - | - | - | - | - | - | 1,200 | | | | |
| 1,225 | - | - | - | - | - | - | - | - | - | - | - | - | - | - | - | - | - | - | - | - | - | - | - | - | - | - | - | - | - | - | - | 1,225 | | | | |
| 1,250 | - | - | - | - | - | - | - | - | - | - | - | - | - | - | - | - | - | - | - | - | - | - | - | - | - | - | - | - | - | - | - | 1,250 | | | | |
| 1,275 | - | - | - | - | - | - | - | - | - | - | - | - | - | - | - | - | - | - | - | - | - | - | - | - | - | - | - | - | - | - | - | 1,275 | | | | |
| 1,300 | - | - | - | - | - | - | - | - | - | - | - | - | - | - | - | - | - | - | - | - | - | - | - | - | - | - | - | - | - | - | - | 1,300 | | | | |
| 1,325 | - | - | - | - | - | - | - | - | - | - | - | - | - | - | - | - | - | - | - | - | - | - | - | - | - | - | - | - | - | - | - | 1,325 | | | | |
| 1,350 | - | - | - | - | - | - | - | - | - | - | - | - | - | - | - | - | - | - | - | - | - | - | - | - | - | - | - | - | - | - | - | 1,350 | | | | |
| 1,375 | - | - | - | - | - | - | - | - | - | - | - | - | - | - | - | - | - | - | - | - | - | - | - | - | - | - | - | - | - | - | - | 1,375 | | | | |
| 1,400 | - | - | - | - | - | - | - | - | - | - | - | - | - | - | - | - | - | - | - | - | - | - | - | - | - | - | - | - | - | - | - | 1,400 | | | | |
| 1,425 | - | - | - | - | - | - | - | - | - | - | - | - | - | - | - | - | - | - | - | - | - | - | - | - | - | - | - | - | - | - | - | 1,425 | | | | |
| 1,450 | - | - | - | - | - | - | - | - | - | - | - | - | - | - | - | - | - | - | - | - | - | - | - | - | - | - | - | - | - | - | - | 1,450 | | | | |
| 1,475 | - | - | - | - | - | - | - | - | - | - | - | - | - | - | - | - | - | - | - | - | - | - | - | - | - | - | - | - | - | - | - | 1,475 | | | | |
| 1,500 | - | - | - | - | - | - | - | - | - | - | - | - | - | - | - | - | - | - | - | - | - | - | - | - | - | - | - | - | - | - | - | 1,500 | | | | |
| 1,525 | - | - | - | - | - | - | - | - | - | - | - | - | - | - | - | - | - | - | - | - | - | - | - | - | - | - | - | - | - | - | - | 1,525 | | | | |
| 1,550 | - | - | - | - | - | - | - | - | - | - | - | - | - | - | - | - | - | - | - | - | - | - | - | - | - | - | - | - | - | - | - | 1,550 | | | | |
| 1,575 | - | - | - | - | - | - | - | - | - | - | - | - | - | - | - | - | - | - | - | - | - | - | - | - | - | - | - | - | - | - | - | 1,575 | | | | |
| 1,600 | - | - | - | - | - | - | - | - | - | - | - | - | - | - | - | - | - | - | - | - | - | - | - | - | - | - | - | - | - | - | - | 1,600 | | | | |
| 1,625 | - | - | - | - | - | - | - | - | - | - | - | - | - | - | - | - | - | - | - | - | - | - | - | - | - | - | - | - | - | - | - | 1,625 | | | | |
| 1,650 | - | - | - | - | - | - | - | - | - | - | - | - | - | - | - | - | - | - | - | - | - | - | - | - | - | - | - | - | - | - | - | 1,650 | | | | |
| 1,675 | - | - | - | - | - | - | - | - | - | - | - | - | - | - | - | - | - | - | - | - | - | - | - | - | - | - | - | - | - | - | - | 1,675 | | | | |
| 1,700 | - | - | - | - | - | - | - | - | - | - | - | - | - | - | - | - | - | - | - | - | - | - | - | - | - | - | - | - | - | - | - | 1,700 | | | | |
| 1,725 | - | - | - | - | - | - | - | - | - | - | - | - | - | - | - | - | - | - | - | - | - | - | - | - | - | - | - | - | - | - | - | 1,725 | | | | |
| 1,750 | - | - | - | - | - | - | - | - | - | - | - | - | - | - | - | - | - | - | - | - | - | - | - | - | - | - | - | - | - | - | - | 1,750 | | | | |
| 1,775 | - | - | - | - | - | - | - | - | - | - | - | - | - | - | - | - | - | - | - | - | - | - | - | - | - | - | - | - | - | - | - | 1,775 | | | | |
| 1,800 | - | - | - | - | - | - | - | - | - | - | - | - | - | - | - | - | - | - | - | - | - | - | - | - | - | - | - | - | - | - | - | 1,800 | | | | |
| 1,825 | - | - | - | - | - | - | - | - | - | - | - | - | - | - | - | - | - | - | - | - | - | - | - | - | - | - | - | - | - | - | - | 1,825 | | | | |
| 1,850 | - | - | - | - | - | - | - | - | - | - | - | - | - | - | - | - | - | - | - | - | - | - | - | - | - | - | - | - | - | - | - | 1,850 | | | | |
| 1,875 | - | - | - | - | - | - | - | - | - | - | - | - | - | - | - | - | - | - | - | - | - | - | - | - | - | - | - | - | - | - | - | 1,875 | | | | |
| 1,900 | - | - | - | - | - | - | - | - | - | - | - | - | - | - | - | - | - | - | - | - | - | - | - | - | - | - | - | - | - | - | - | 1,900 | | | | |
| 1,925 | 0.00 | 0.00 | 0.00 | - | 176.00 | - | - | 0.00 | 0.00 | 0.00 | - | 178.00 | - | - | - | 0.00 | 0.00 | 0.00 | - | 0.03 | - | - | 0.00 | 0.00 | 0.00 | - | 5.10 | - | - | - | 1,925 | | | | | |
| 1,950 | 0.00 | 0.00 | 0.00 | - | 151.00 | - | - | 0.00 | 0.00 | 0.00 | - | 156.00 | - | - | - | 0.00 | 0.00 | 0.00 | - | 0.12 | - | 2 | 0.00 | 0.00 | 0.00 | - | 7.80 | - | - | - | 1,950 | | | | | |
| 1,975 | 0.00 | 0.00 | 0.00 | - | 126.00 | - | - | 0.00 | 0.00 | 0.00 | - | 135.00 | - | - | - | 0.00 | 0.00 | 0.00 | - | 0.41 | - | 1 | 0.00 | 0.00 | 0.00 | - | 11.75 | - | - | - | 1,975 | | | | | |
| 2,000 | 0.00 | 0.00 | 0.00 | - | 102.00 | - | - | 0.00 | 0.00 | 0.00 | - | 115.00 | - | - | - | 0.00 | 0.00 | 0.00 | - | 1.20 | - | 11 | 33.00 | 38.25 | 30.50 | 30.50 | 30.50 | 65 | 1 | - | 2,000 | | | | | |
| 2,050 | 25.50 | 25.50 | 25.50 | 25.50 | 25.50 | 1 | - | 0.00 | 0.00 | 0.00 | - | 80.00 | - | - | - | 22.00 | 25.50 | 22.00 | 24.00 | 24.00 | 6 | 105 | 50.50 | 57.00 | 49.50 | 53.00 | 53.00 | 46 | 63 | - | 2,050 | | | | | |
| 2,100 | 0.00 | 0.00 | 0.00 | - | 25.50 | - | 71 | 38.00 | 38.00 | 34.50 | 36.75 | 36.75 | 61 | 106 | - | 35.00 | 0.00 | 35.00 | 35.00 | 35.00 | 2 | 59 | 77.50 | 77.50 | 77.50 | 77.50 | 77.50 | 1 | 42 | - | 2,100 | | | | | |
| 2,150 | 3.00 | 3.00 | 3.00 | 3.00 | 3.00 | 2 | 40 | 17.75 | 19.00 | 17.75 | 19.00 | 19.00 | 21 | 40 | - | 0.00 | 3.00 | 0.00 | - | 57.00 | - | 64 | 122.00 | 122.00 | 122.00 | 122.00 | 122.00 | 20 | 61 | - | 2,150 | | | | | |

FTSE/Athex Large Cap

(Trade Unit: 1 Index Point x 2€ - Exercise Style: European, Cash Settlement)

| Call Options | | | | | | | | | | | | | | | Put Options | | | | | | | | | | | | | | | | | | | | |
|-------------------|------------|-----------|-----------|------------|---------------|--------|---------------|-------------|-----------|-----------|------------|---------------|--------|---------------|--------------|---------------|------------|-----------|-----------|------------|---------------|--------|---------------|------------|-----------|-----------|------------|---------------|--------------|---------------|----------------|--------|---------------|---|---|
| Exercise Price | July 2021 | | | | | | | August 2021 | | | | | | | Other Months | | July 2021 | | | | | | August 2021 | | | | | | Other Months | | Exercise Price | | | | |
| | Open price | Price max | Price min | Last price | Closing price | Volume | Open Interest | Open price | Price max | Price min | Last price | Closing price | Volume | Open Interest | Volume | Open Interest | Open price | Price max | Price min | Last price | Closing price | Volume | Open Interest | Open price | Price max | Price min | Last price | Closing price | Volume | Open Interest | | Volume | Open Interest | | |
| 2,200 | 0.00 | 0.00 | 0.00 | - | 1.70 | - | 41 | 0.00 | 0.00 | 0.00 | - | 18.00 | - | 113 | | | 138.00 | 0.00 | 138.00 | 138.00 | 138.00 | 8 | 48 | 0.00 | 0.00 | 0.00 | - | 119.00 | - | 101 | | | 2,200 | | |
| 2,250 | 0.00 | 0.00 | 0.00 | - | 0.23 | - | 84 | 0.00 | 0.00 | 0.00 | - | 9.50 | - | 40 | | | 0.00 | 0.00 | 0.00 | - | 149.00 | - | - | 0.00 | 0.00 | 0.00 | - | 161.00 | - | 140 | | | 2,250 | | |
| 2,300 | 0.00 | 0.00 | 0.00 | - | 0.02 | - | 66 | 0.00 | 0.00 | 0.00 | - | 4.60 | - | - | | | 0.00 | 0.00 | 0.00 | - | 199.00 | - | 20 | 0.00 | 0.00 | 0.00 | - | 206.00 | - | - | | | 2,300 | | |
| 2,350 | 0.00 | 0.00 | 0.00 | - | 0.01 | - | - | 0.00 | 0.00 | 0.00 | - | 2.10 | - | - | | | 0.00 | 0.00 | 0.00 | - | 249.00 | - | - | 0.00 | 0.00 | 0.00 | - | 253.00 | - | - | | | 2,350 | | |
| 2,400 | 0.00 | 0.00 | 0.00 | - | 0.02 | - | - | 0.00 | 0.00 | 0.00 | - | 0.88 | - | - | | | 0.00 | 0.00 | 0.00 | - | 299.00 | - | - | 0.00 | 0.00 | 0.00 | - | 302.00 | - | - | | | 2,400 | | |
| 2,450 | 0.00 | 0.00 | 0.00 | - | 0.01 | - | - | 0.00 | 0.00 | 0.00 | - | 0.35 | - | - | | | 0.00 | 0.00 | 0.00 | - | 349.00 | - | - | 0.00 | 0.00 | 0.00 | - | 351.00 | - | - | | | 2,450 | | |
| 2,500 | 0.00 | 0.00 | 0.00 | - | 0.02 | - | - | 0.00 | 0.00 | 0.00 | - | 0.13 | - | - | | | 0.00 | 0.00 | 0.00 | - | 399.00 | - | - | 0.00 | 0.00 | 0.00 | - | 401.00 | - | - | | | 2,500 | | |
| Totals: | | | | | | 3 | 302 | | | | | | | 82 | 299 | 0 | 0 | | | | | | | 16 | 310 | | | | | | | 132 | 408 | 0 | 0 |
| Number of Trades: | | | | | | 2 | | | | | | | 8 | 0 | | | | | | | | 6 | | | | | | | 10 | 0 | | | | | |

ALPHA SERVICES HOLD (CR)

(Contract Size: 100 Securities, Exercise Style: American, Physical Delivery)

| Call Options | | | | | | | | | | | | | | Put Options | | | | | | | | | | | | | | | | | | |
|-------------------|-----------|-----------|------------|---------------|--------|---------------|-------------|-----------|-----------|------------|---------------|--------|---------------|--------------|---------------|------------|-----------|-----------|------------|---------------|--------|---------------|-------------|-----------|-----------|------------|---------------|--------|---------------|--------------|---------------|----------------|
| July 2021 | | | | | | | August 2021 | | | | | | | Other Months | | July 2021 | | | | | | | August 2021 | | | | | | | Other Months | | Exercise Price |
| Open price | Price max | Price min | Last price | Closing price | Volume | Open Interest | Open price | Price max | Price min | Last price | Closing price | Volume | Open Interest | Volume | Open Interest | Open price | Price max | Price min | Last price | Closing price | Volume | Open Interest | Open price | Price max | Price min | Last price | Closing price | Volume | Open Interest | Volume | Open Interest | |
| 0.150 | | | | | - | - | | | | | | - | - | | | | | | | | | - | - | | | | | | | | | 0.002 |
| 0.200 | | | | | - | - | | | | | | - | - | | | | | | | | | - | - | | | | | | | | | 0.002 |
| 0.250 | | | | | - | - | | | | | | - | - | | | | | | | | | - | - | | | | | | | | | 0.003 |
| 0.300 | | | | | - | - | | | | | | - | - | | | | | | | | | - | - | | | | | | | | | 0.003 |
| 0.350 | | | | | - | - | | | | | | - | - | | | | | | | | | - | - | | | | | | | | | 0.004 |
| 0.400 | | | | | - | - | | | | | | - | - | | | | | | | | | - | - | | | | | | | | | 0.004 |
| 0.450 | | | | | - | - | | | | | | - | - | | | | | | | | | - | - | | | | | | | | | 0.005 |
| 0.500 | | | | | - | - | | | | | | - | - | | | | | | | | | - | - | | | | | | | | | 0.005 |
| 0.550 | | | | | - | - | | | | | | - | - | | | | | | | | | - | - | | | | | | | | | 0.006 |
| 0.600 | | | | | - | - | | | | | | - | - | | | | | | | | | - | - | | | | | | | | | 0.006 |
| 0.650 | 0.000 | 0.000 | 0.000 | | 0.344 | - | - | 0.000 | 0.000 | 0.000 | | 0.348 | - | - | 0.000 | 0.000 | 0.000 | | 0.001 | - | - | 0.000 | 0.000 | 0.000 | | 0.003 | - | - | | | 0.007 | |
| 0.700 | 0.000 | 0.000 | 0.000 | | 0.295 | - | - | 0.000 | 0.000 | 0.000 | | 0.302 | - | - | 0.000 | 0.000 | 0.000 | | 0.001 | - | - | 0.000 | 0.000 | 0.000 | | 0.006 | - | - | | | 0.007 | |
| 0.750 | 0.000 | 0.000 | 0.000 | | 0.246 | - | - | 0.000 | 0.000 | 0.000 | | 0.257 | - | - | 0.000 | 0.000 | 0.000 | | 0.002 | - | - | 0.000 | 0.000 | 0.000 | | 0.011 | - | - | | | 0.008 | |
| 0.800 | 0.000 | 0.000 | 0.000 | | 0.200 | - | - | 0.000 | 0.000 | 0.000 | | 0.216 | - | - | 0.000 | 0.000 | 0.000 | | 0.005 | - | - | 0.000 | 0.000 | 0.000 | | 0.020 | - | - | | | 0.008 | |
| 0.850 | 0.000 | 0.000 | 0.000 | | 0.157 | - | - | 0.000 | 0.000 | 0.000 | | 0.179 | - | - | 0.000 | 0.000 | 0.000 | | 0.012 | - | - | 0.000 | 0.000 | 0.000 | | 0.033 | - | - | | | 0.009 | |
| 0.900 | 0.000 | 0.000 | 0.000 | | 0.118 | - | - | 0.000 | 0.000 | 0.000 | | 0.146 | - | - | 0.000 | 0.000 | 0.000 | | 0.024 | - | - | 0.000 | 0.000 | 0.000 | | 0.050 | - | - | | | 0.009 | |
| 0.950 | 0.000 | 0.000 | 0.000 | | 0.086 | - | - | 0.000 | 0.000 | 0.000 | | 0.117 | - | - | 0.000 | 0.000 | 0.000 | | 0.041 | - | - | 0.000 | 0.000 | 0.000 | | 0.071 | - | - | | | 0.010 | |
| 1.000 | 0.000 | 0.000 | 0.000 | | 0.060 | - | - | 0.000 | 0.000 | 0.000 | | 0.092 | - | - | 0.000 | 0.000 | 0.000 | | 0.066 | - | - | 0.000 | 0.000 | 0.000 | | 0.096 | - | - | | | 0.010 | |
| 1.100 | 0.000 | 0.000 | 0.000 | | 0.026 | - | - | 0.000 | 0.000 | 0.000 | | 0.056 | - | - | 0.000 | 0.000 | 0.000 | | 0.132 | - | - | 0.000 | 0.000 | 0.000 | | 0.159 | - | - | | | 0.011 | |
| 1.200 | 0.000 | 0.000 | 0.000 | | 0.010 | - | - | 0.000 | 0.000 | 0.000 | | 0.032 | - | - | 0.000 | 0.000 | 0.000 | | 0.215 | - | - | 0.000 | 0.000 | 0.000 | | 0.235 | - | - | | | 0.012 | |
| 1.300 | 0.000 | 0.000 | 0.000 | | 0.003 | - | - | 0.000 | 0.000 | 0.000 | | 0.017 | - | - | 0.000 | 0.000 | 0.000 | | 0.309 | - | - | 0.000 | 0.000 | 0.000 | | 0.321 | - | - | | | 0.013 | |
| 1.400 | 0.000 | 0.000 | 0.000 | | 0.001 | - | - | 0.000 | 0.000 | 0.000 | | 0.009 | - | - | 0.000 | 0.000 | 0.000 | | 0.407 | - | - | 0.000 | 0.000 | 0.000 | | 0.413 | - | - | | | 0.014 | |
| 1.500 | 0.000 | 0.000 | 0.000 | | 0.001 | - | - | 0.000 | 0.000 | 0.000 | | 0.005 | - | - | 0.000 | 0.000 | 0.000 | | 0.506 | - | - | 0.000 | 0.000 | 0.000 | | 0.509 | - | - | | | 0.015 | |
| 1.600 | 0.000 | 0.000 | 0.000 | | 0.001 | - | - | 0.000 | 0.000 | 0.000 | | 0.002 | - | - | 0.000 | 0.000 | 0.000 | | 0.606 | - | - | 0.000 | 0.000 | 0.000 | | 0.607 | - | - | | | 0.016 | |
| 1.700 | 0.000 | 0.000 | 0.000 | | 0.001 | - | - | 0.000 | 0.000 | 0.000 | | 0.001 | - | - | 0.000 | 0.000 | 0.000 | | 0.706 | - | - | 0.000 | 0.000 | 0.000 | | 0.706 | - | - | | | 0.017 | |
| 1.800 | 0.000 | 0.000 | 0.000 | | 0.001 | - | - | | | | | - | - | | | | | | 0.806 | - | - | | | | | - | - | | | 0.018 | | |
| Totals: | | | | | 0 | 0 | | | | | | 0 | 0 | 0 | 0 | | | | | | 0 | 0 | | | | | | | 0 | 0 | 0 | 0 |
| Number of Trades: | | | | | 0 | | | | | | | 0 | | 0 | | | | | | | | 0.00 | | | | | | | 0 | | 0 | |

NATIONAL BANK (CR)

(Contract Size: 100 Securities, Exercise Style: American, Physical Delivery)

| Call Options | | | | | | | | | | | | | | | Put Options | | | | | | | | | | | | | | | | | |
|-------------------|-----------|-----------|------------|---------------|--------|---------------|-------------|-----------|-----------|------------|---------------|--------|---------------|--------------|---------------|------------|-----------|-----------|------------|---------------|-------------|---------------|------------|-----------|-----------|--------------|---------------|----------------|--------|---------------|--------|---------------|
| July 2021 | | | | | | | August 2021 | | | | | | | Other Months | | July 2021 | | | | | August 2021 | | | | | Other Months | | Exercise Price | | | | |
| Open price | Price max | Price min | Last price | Closing price | Volume | Open Interest | Open price | Price max | Price min | Last price | Closing price | Volume | Open Interest | Volume | Open Interest | Open price | Price max | Price min | Last price | Closing price | Volume | Open Interest | Open price | Price max | Price min | Last price | Closing price | | Volume | Open Interest | Volume | Open Interest |
| 0.650 | | | | | - | - | | | | | | - | - | | | | | | | | | - | - | | | | | | | | | 0.007 |
| 0.700 | | | | | - | - | | | | | | - | - | | | | | | | | | - | - | | | | | | | | | 0.007 |
| 0.750 | | | | | - | - | | | | | | - | - | | | | | | | | | - | - | | | | | | | | | 0.008 |
| 0.800 | | | | | - | - | | | | | | - | - | | | | | | | | | - | - | | | | | | | | | 0.008 |
| 0.850 | | | | | - | - | | | | | | - | - | | | | | | | | | - | - | | | | | | | | | 0.009 |
| 0.900 | | | | | - | - | | | | | | - | - | | | | | | | | | - | - | | | | | | | | | 0.009 |
| 0.950 | | | | | - | - | | | | | | - | - | | | | | | | | | - | - | | | | | | | | | 0.010 |
| 1.000 | | | | | - | - | | | | | | - | - | | | | | | | | | - | - | | | | | | | | | 0.010 |
| 1.100 | | | | | - | - | | | | | | - | - | | | | | | | | | - | - | | | | | | | | | 0.011 |
| 1.200 | | | | | - | - | | | | | | - | - | | | | | | | | | - | - | | | | | | | | | 0.012 |
| 1.300 | | | | | - | - | | | | | | - | - | | | | | | | | | - | - | | | | | | | | | 0.013 |
| 1.400 | | | | | - | - | | | | | | - | - | | | | | | | | | - | - | | | | | | | | | 0.014 |
| 1.500 | | | | | - | - | | | | | | - | - | | | | | | | | | - | - | | | | | | | | | 0.015 |
| 1.600 | | | | | - | - | | | | | | - | - | | | | | | | | | - | - | | | | | | | | | 0.016 |
| 1.700 | 0.000 | 0.000 | 0.000 | | 0.621 | - | - | 0.000 | 0.000 | 0.000 | | 0.627 | - | - | 0.000 | 0.000 | 0.000 | | 0.001 | - | - | 0.000 | 0.000 | 0.000 | | 0.003 | - | - | | | 0.017 | |
| 1.800 | 0.000 | 0.000 | 0.000 | | 0.521 | - | - | 0.000 | 0.000 | 0.000 | | 0.532 | - | - | 0.000 | 0.000 | 0.000 | | 0.001 | - | - | 0.000 | 0.000 | 0.000 | | 0.008 | - | - | | | 0.018 | |
| 1.900 | 0.000 | 0.000 | 0.000 | | 0.422 | - | - | 0.000 | 0.000 | 0.000 | | 0.441 | - | - | 0.000 | 0.000 | 0.000 | | 0.001 | - | - | 0.000 | 0.000 | 0.000 | | 0.017 | - | - | | | 0.019 | |
| 2.000 | 0.000 | 0.000 | 0.000 | | 0.324 | - | - | 0.000 | 0.000 | 0.000 | | 0.357 | - | - | 0.000 | 0.000 | 0.000 | | 0.003 | - | - | 0.000 | 0.000 | 0.000 | | 0.032 | - | - | | | 0.020 | |
| 2.200 | 0.000 | 0.000 | 0.000 | | 0.154 | - | - | 0.000 | 0.000 | 0.000 | | 0.215 | - | - | 0.000 | 0.000 | 0.000 | | 0.033 | - | - | 0.000 | 0.000 | 0.000 | | 0.090 | - | - | | | 0.022 | |
| 2.400 | 0.000 | 0.000 | 0.000 | | 0.050 | - | - | 0.000 | 0.000 | 0.000 | | 0.117 | - | - | 0.000 | 0.000 | 0.000 | | 0.129 | - | - | 0.000 | 0.000 | 0.000 | | 0.191 | - | - | | | 0.024 | |
| 2.600 | 0.000 | 0.000 | 0.000 | | 0.010 | - | - | 0.000 | 0.000 | 0.000 | | 0.057 | - | - | 0.000 | 0.000 | 0.000 | | 0.289 | - | - | 0.000 | 0.000 | 0.000 | | 0.332 | - | - | | | 0.026 | |
| 2.800 | 0.000 | 0.000 | 0.000 | | 0.001 | - | - | 0.000 | 0.000 | 0.000 | | 0.025 | - | - | 0.000 | 0.000 | 0.000 | | 0.481 | - | - | 0.000 | 0.000 | 0.000 | | 0.500 | - | - | | | 0.028 | |
| 3.000 | 0.000 | 0.000 | 0.000 | | 0.001 | - | - | 0.000 | 0.000 | 0.000 | | 0.010 | - | - | 0.000 | 0.000 | 0.000 | | 0.680 | - | - | 0.000 | 0.000 | 0.000 | | 0.686 | - | - | | | 0.030 | |
| 3.200 | 0.000 | 0.000 | 0.000 | | 0.002 | - | - | 0.000 | 0.000 | 0.000 | | 0.004 | - | - | 0.000 | 0.000 | 0.000 | | 0.880 | - | - | 0.000 | 0.000 | 0.000 | | 0.881 | - | - | | | 0.032 | |
| 3.400 | 0.000 | 0.000 | 0.000 | | 0.001 | - | - | 0.000 | 0.000 | 0.000 | | 0.001 | - | - | 0.000 | 0.000 | 0.000 | | 1.08 | - | - | 0.000 | 0.000 | 0.000 | | 1.08 | - | - | | | 0.034 | |
| 3.600 | 0.000 | 0.000 | 0.000 | | 0.001 | - | - | 0.000 | 0.000 | 0.000 | | 0.001 | - | - | 0.000 | 0.000 | 0.000 | | 1.28 | - | - | 0.000 | 0.000 | 0.000 | | 1.28 | - | - | | | 0.036 | |
| 3.800 | 0.000 | 0.000 | 0.000 | | 0.001 | - | - | 0.000 | 0.000 | 0.000 | | 0.001 | - | - | 0.000 | 0.000 | 0.000 | | 1.48 | - | - | 0.000 | 0.000 | 0.000 | | 1.48 | - | - | | | 0.038 | |
| Totals: | | | | | 0 | 0 | | | | | | 0 | 0 | 0 | 0 | | | | | | | 0 | 0 | | | | | | | 0 | 300 | |
| Number of Trades: | | | | | 0 | | | | | | | 0 | | 0 | | | | | | | | | 0.00 | | | | | | | | 0 | |

OPAP (CR)

(Contract Size: 100 Securities, Exercise Style: American, Physical Delivery)

| Call Options | | | | | | | | | | | | | | | | Put Options | | | | | | | | | | | | | | | | | |
|-------------------|------------|-----------|-----------|------------|---------------|--------|---------------|-------------|-----------|-----------|------------|---------------|--------|---------------|--------|---------------|------------|-----------|-----------|------------|---------------|--------|---------------|------------|-----------|-----------|------------|---------------|--------|----------------|---------------|--------|---------------|
| July 2021 | | | | | | | | August 2021 | | | | | | | | Other Months | | July 2021 | | | | | August 2021 | | | | | Other Months | | Exercise Price | | | |
| Exercise Price | Open price | Price max | Price min | Last price | Closing price | Volume | Open Interest | Open price | Price max | Price min | Last price | Closing price | Volume | Open Interest | Volume | Open Interest | Open price | Price max | Price min | Last price | Closing price | Volume | Open Interest | Open price | Price max | Price min | Last price | Closing price | Volume | | Open Interest | Volume | Open Interest |
| 4.800 | | | | | | - | - | | | | | | | | | | - | - | | | | | | | | | | | | | | | 0.048 |
| 5.200 | | | | | | - | - | | | | | | | | | | - | - | | | | | | | | | | | | | | | 0.052 |
| 5.600 | | | | | | - | - | | | | | | | | | | - | - | | | | | | | | | | | | | | | 0.056 |
| 6.000 | | | | | | - | - | | | | | | | | | | - | - | | | | | | | | | | | | | | | 0.060 |
| 6.400 | | | | | | - | - | | | | | | | | | | - | - | | | | | | | | | | | | | | | 0.064 |
| 6.800 | | | | | | - | - | | | | | | | | | | - | - | | | | | | | | | | | | | | | 0.068 |
| 7.200 | | | | | | - | - | | | | | | | | | | - | - | | | | | | | | | | | | | | | 0.072 |
| 7.600 | | | | | | - | - | | | | | | | | | | - | - | | | | | | | | | | | | | | | 0.076 |
| 8.000 | | | | | | - | - | | | | | | | | | | - | - | | | | | | | | | | | | | | | 0.080 |
| 8.400 | | | | | | - | - | | | | | | | | | | - | - | | | | | | | | | | | | | | | 0.084 |
| 8.800 | 0.000 | 0.000 | 0.000 | | 3.67 | - | - | 0.000 | 0.000 | 0.000 | | 3.69 | - | - | | 0.000 | 0.000 | 0.000 | | 0.001 | - | - | | 0.000 | 0.000 | 0.000 | | 0.004 | - | - | | 0.088 | |
| 9.200 | 0.000 | 0.000 | 0.000 | | 3.27 | - | - | 0.000 | 0.000 | 0.000 | | 3.29 | - | - | | 0.000 | 0.000 | 0.000 | | 0.001 | - | - | | 0.000 | 0.000 | 0.000 | | 0.009 | - | - | | 0.092 | |
| 9.600 | 0.000 | 0.000 | 0.000 | | 2.87 | - | - | 0.000 | 0.000 | 0.000 | | 2.89 | - | - | | 0.000 | 0.000 | 0.000 | | 0.001 | - | - | | 0.000 | 0.000 | 0.000 | | 0.001 | - | - | | 0.096 | |
| 10.000 | 0.000 | 0.000 | 0.000 | | 2.48 | - | - | 0.000 | 0.000 | 0.000 | | 2.50 | - | - | | 0.000 | 0.000 | 0.000 | | 0.001 | - | - | | 0.000 | 0.000 | 0.000 | | 0.004 | - | - | | 0.100 | |
| 11.000 | 0.000 | 0.000 | 0.000 | | 1.49 | - | - | 0.000 | 0.000 | 0.000 | | 1.55 | - | - | | 0.000 | 0.000 | 0.000 | | 0.012 | - | - | | 0.000 | 0.000 | 0.000 | | 0.051 | - | - | | 0.110 | |
| 12.000 | 0.000 | 0.000 | 0.000 | | 0.631 | - | - | 0.000 | 0.000 | 0.000 | | 0.767 | - | - | | 0.000 | 0.000 | 0.000 | | 0.155 | - | 15 | | 0.000 | 0.000 | 0.000 | | 0.269 | - | - | | 0.120 | |
| 13.000 | 0.000 | 0.000 | 0.000 | | 0.154 | - | - | 0.000 | 0.000 | 0.000 | | 0.286 | - | 5 | | 0.000 | 0.000 | 0.000 | | 0.678 | - | 5 | | 0.000 | 0.000 | 0.000 | | 0.788 | - | - | | 0.130 | |
| 14.000 | 0.000 | 0.000 | 0.000 | | 0.019 | - | 5 | 0.000 | 0.000 | 0.000 | | 0.077 | - | 5 | | 0.000 | 0.000 | 0.000 | | 1.54 | - | - | | 0.000 | 0.000 | 0.000 | | 1.58 | - | - | | 0.140 | |
| 15.000 | 0.000 | 0.000 | 0.000 | | 0.001 | - | - | 0.000 | 0.000 | 0.000 | | 0.016 | - | - | | 0.000 | 0.000 | 0.000 | | 2.53 | - | - | | 0.000 | 0.000 | 0.000 | | 2.53 | - | - | | 0.150 | |
| 16.000 | 0.000 | 0.000 | 0.000 | | 0.001 | - | - | 0.000 | 0.000 | 0.000 | | 0.002 | - | - | | 0.000 | 0.000 | 0.000 | | 3.53 | - | - | | 0.000 | 0.000 | 0.000 | | 3.53 | - | - | | 0.160 | |
| 17.000 | 0.000 | 0.000 | 0.000 | | 0.001 | - | - | 0.000 | 0.000 | 0.000 | | 0.001 | - | - | | 0.000 | 0.000 | 0.000 | | 4.53 | - | - | | 0.000 | 0.000 | 0.000 | | 4.53 | - | - | | 0.170 | |
| 18.000 | 0.000 | 0.000 | 0.000 | | 0.001 | - | - | 0.000 | 0.000 | 0.000 | | 0.023 | - | - | | 0.000 | 0.000 | 0.000 | | 5.53 | - | - | | 0.000 | 0.000 | 0.000 | | 5.53 | - | - | | 0.180 | |
| 19.000 | 0.000 | 0.000 | 0.000 | | 0.001 | - | - | 0.000 | 0.000 | 0.000 | | 0.009 | - | - | | 0.000 | 0.000 | 0.000 | | 6.53 | - | - | | 0.000 | 0.000 | 0.000 | | 6.53 | - | - | | 0.190 | |
| Totals: | | | | | | 0 | 5 | | | | | 0 | 10 | | 0 | 0 | | | | | 0 | 20 | | | | | | 0 | 100 | | 0 | 0 | |
| Number of Trades: | | | | | | 0 | | | | | | 0 | | | 0 | | | | | | | 0.00 | | | | | | 0 | | | | 0 | |

OTE (CR)

(Contract Size: 100 Securities, Exercise Style: American, Physical Delivery)

| Call Options | | | | | | | | | | | | | | Put Options | | | | | | | | | | | | | | | | | | | |
|-------------------|------------|-----------|-----------|------------|---------------|--------|---------------|------------|-----------|-----------|------------|---------------|--------------|---------------|-----------|---------------|------------|-----------|-----------|------------|---------------|--------|---------------|------------|-----------|-----------|--------------|---------------|----------------|--------|---------------|--------|---------------|
| Exercise Price | July 2021 | | | | | | August 2021 | | | | | | Other Months | | July 2021 | | | | | | August 2021 | | | | | | Other Months | | Exercise Price | | | | |
| | Open price | Price max | Price min | Last price | Closing price | Volume | Open Interest | Open price | Price max | Price min | Last price | Closing price | Volume | Open Interest | Volume | Open Interest | Open price | Price max | Price min | Last price | Closing price | Volume | Open Interest | Open price | Price max | Price min | Last price | Closing price | | Volume | Open Interest | Volume | Open Interest |
| 8.400 | | | | | | - | - | | | | | | - | - | | | | | | | | | - | - | | | | | | | | | 0.084 |
| 8.800 | | | | | | - | - | | | | | | - | - | | | | | | | | | - | - | | | | | | | | | 0.088 |
| 9.200 | | | | | | - | - | | | | | | - | - | | | | | | | | | - | - | | | | | | | | | 0.092 |
| 9.600 | 0.000 | 0.000 | 0.000 | | 5.20 | - | - | 0.000 | 0.000 | 0.000 | | 5.22 | - | - | | | 0.000 | 0.000 | 0.000 | | 0.001 | - | - | 0.000 | 0.000 | 0.000 | | 0.001 | - | - | | 0.096 | |
| 10.000 | 0.000 | 0.000 | 0.000 | | 4.80 | - | - | 0.000 | 0.000 | 0.000 | | 4.82 | - | - | | | 0.000 | 0.000 | 0.000 | | 0.001 | - | - | 0.000 | 0.000 | 0.000 | | 0.001 | - | - | | 0.100 | |
| 11.000 | 0.000 | 0.000 | 0.000 | | 3.81 | - | - | 0.000 | 0.000 | 0.000 | | 3.83 | - | - | | | 0.000 | 0.000 | 0.000 | | 0.001 | - | - | 0.000 | 0.000 | 0.000 | | 0.001 | - | - | | 0.110 | |
| 12.000 | 0.000 | 0.000 | 0.000 | | 2.81 | - | - | 0.000 | 0.000 | 0.000 | | 2.83 | - | - | | | 0.000 | 0.000 | 0.000 | | 0.001 | - | - | 0.000 | 0.000 | 0.000 | | 0.003 | - | - | | 0.120 | |
| 13.000 | 0.000 | 0.000 | 0.000 | | 1.81 | - | - | 0.000 | 0.000 | 0.000 | | 1.87 | - | - | | | 0.000 | 0.000 | 0.000 | | 0.002 | - | - | 0.000 | 0.000 | 0.000 | | 0.036 | - | - | | 0.130 | |
| 14.000 | 0.000 | 0.000 | 0.000 | | 0.824 | - | - | 0.000 | 0.000 | 0.000 | | 1.03 | - | - | | | 0.000 | 0.000 | 0.000 | | 0.017 | - | 5 | 0.000 | 0.000 | 0.000 | | 0.198 | - | - | | 0.140 | |
| 15.000 | 0.000 | 0.000 | 0.000 | | 0.145 | - | - | 0.000 | 0.000 | 0.000 | | 0.451 | - | - | | | 0.000 | 0.000 | 0.000 | | 0.338 | - | 5 | 0.000 | 0.000 | 0.000 | | 0.618 | - | - | | 0.150 | |
| 16.000 | 0.000 | 0.000 | 0.000 | | 0.005 | - | - | 0.000 | 0.000 | 0.000 | | 0.148 | - | 10 | | | 0.000 | 0.000 | 0.000 | | 1.20 | - | - | 0.000 | 0.000 | 0.000 | | 1.32 | - | - | | 0.160 | |
| 17.000 | 0.000 | 0.000 | 0.000 | | 0.003 | - | - | 0.000 | 0.000 | 0.000 | | 0.038 | - | - | | | 0.000 | 0.000 | 0.000 | | 2.20 | - | - | 0.000 | 0.000 | 0.000 | | 2.22 | - | - | | 0.170 | |
| 18.000 | 0.000 | 0.000 | 0.000 | | 0.004 | - | - | 0.000 | 0.000 | 0.000 | | 0.007 | - | - | | | 0.000 | 0.000 | 0.000 | | 3.20 | - | - | 0.000 | 0.000 | 0.000 | | 3.20 | - | - | | 0.180 | |
| 19.000 | 0.000 | 0.000 | 0.000 | | 0.001 | - | - | 0.000 | 0.000 | 0.000 | | 0.001 | - | - | | | 0.000 | 0.000 | 0.000 | | 4.20 | - | - | 0.000 | 0.000 | 0.000 | | 4.20 | - | - | | 0.190 | |
| 20.000 | 0.000 | 0.000 | 0.000 | | 0.001 | - | - | 0.000 | 0.000 | 0.000 | | 0.001 | - | - | | | 0.000 | 0.000 | 0.000 | | 5.20 | - | - | 0.000 | 0.000 | 0.000 | | 5.20 | - | - | | 0.200 | |
| 22.000 | 0.000 | 0.000 | 0.000 | | 0.001 | - | - | 0.000 | 0.000 | 0.000 | | 0.001 | - | - | | | 0.000 | 0.000 | 0.000 | | 7.20 | - | - | 0.000 | 0.000 | 0.000 | | 7.20 | - | - | | 0.220 | |
| Totals: | | | | | | 0 | 0 | | | | | | | 0 | 10 | 0 | | 0 | | | | | | | 0 | 10 | 0 | | 0 | 0 | 0 | | 0 |
| Number of Trades: | | | | | | 0 | | | | | | | 0 | 0 | | | | | | | | 0.00 | | | | | | | 0 | 0 | | 0 | |

PIRAEUS FINANCIAL HOLD (CR)

(Contract Size: 100 Securities, Exercise Style: American, Physical Delivery)

| Call Options | | | | | | | | | | | | | | Put Options | | | | | | | | | | | | | | | | | | |
|--------------|-----------|-----------|------------|---------------|--------|---------------|-------------|-----------|-----------|------------|---------------|--------|---------------|--------------|---------------|------------|-----------|-----------|------------|---------------|--------|---------------|-------------|-----------|-----------|------------|---------------|--------|---------------|--------------|---------------|----------------|
| July 2021 | | | | | | | August 2021 | | | | | | | Other Months | | July 2021 | | | | | | | August 2021 | | | | | | | Other Months | | Exercise Price |
| Open price | Price max | Price min | Last price | Closing price | Volume | Open Interest | Open price | Price max | Price min | Last price | Closing price | Volume | Open Interest | Volume | Open Interest | Open price | Price max | Price min | Last price | Closing price | Volume | Open Interest | Open price | Price max | Price min | Last price | Closing price | Volume | Open Interest | Volume | Open Interest | |
| 0.150 | | | | | - | - | | | | | | - | - | | | | | | | | | - | - | | | | | | | | | 0.002 |
| 0.200 | | | | | - | - | | | | | | - | - | | | | | | | | | - | - | | | | | | | | | 0.002 |
| 0.250 | | | | | - | - | | | | | | - | - | | | | | | | | | - | - | | | | | | | | | 0.003 |
| 0.300 | | | | | - | - | | | | | | - | - | | | | | | | | | - | - | | | | | | | | | 0.003 |
| 0.350 | | | | | - | - | | | | | | - | - | | | | | | | | | - | - | | | | | | | | | 0.004 |
| 0.400 | | | | | - | - | | | | | | - | - | | | | | | | | | - | - | | | | | | | | | 0.004 |
| 0.450 | | | | | - | - | | | | | | - | - | | | | | | | | | - | - | | | | | | | | | 0.005 |
| 0.500 | | | | | - | - | | | | | | - | - | | | | | | | | | - | - | | | | | | | | | 0.005 |
| 0.550 | | | | | - | - | | | | | | - | - | | | | | | | | | - | - | | | | | | | | | 0.006 |
| 0.600 | | | | | - | - | | | | | | - | - | | | | | | | | | - | - | | | | | | | | | 0.006 |
| 0.650 | | | | | - | - | | | | | | - | - | | | | | | | | | - | - | | | | | | | | | 0.007 |
| 0.700 | | | | | - | - | | | | | | - | - | | | | | | | | | - | - | | | | | | | | | 0.007 |
| 0.750 | | | | | - | - | | | | | | - | - | | | | | | | | | - | - | | | | | | | | | 0.008 |
| 0.800 | | | | | - | - | | | | | | - | - | | | | | | | | | - | - | | | | | | | | | 0.008 |
| 0.850 | | | | | - | - | | | | | | - | - | | | | | | | | | - | - | | | | | | | | | 0.009 |
| 0.900 | | | | | - | - | | | | | | - | - | | | | | | | | | - | - | | | | | | | | | 0.009 |
| 0.950 | 0.000 | 0.000 | 0.000 | 0.460 | - | - | 0.000 | 0.000 | 0.000 | 0.465 | - | - | 0.000 | 0.000 | 0.000 | 0.000 | 0.000 | 0.000 | 0.000 | 0.001 | - | - | 0.000 | 0.000 | 0.000 | 0.002 | - | - | 0.000 | 0.000 | 0.010 | |
| 1.000 | 0.000 | 0.000 | 0.000 | 0.411 | - | - | 0.000 | 0.000 | 0.000 | 0.417 | - | - | 0.000 | 0.000 | 0.000 | 0.000 | 0.000 | 0.000 | 0.000 | 0.001 | - | - | 0.000 | 0.000 | 0.000 | 0.005 | - | - | 0.000 | 0.000 | 0.010 | |
| 1.100 | 0.000 | 0.000 | 0.000 | 0.311 | - | - | 0.000 | 0.000 | 0.000 | 0.327 | - | - | 0.000 | 0.000 | 0.000 | 0.000 | 0.000 | 0.000 | 0.000 | 0.001 | - | - | 0.000 | 0.000 | 0.000 | 0.014 | - | - | 0.000 | 0.000 | 0.011 | |
| 1.200 | 0.000 | 0.000 | 0.000 | 0.217 | - | - | 0.000 | 0.000 | 0.000 | 0.246 | - | - | 0.000 | 0.000 | 0.000 | 0.000 | 0.000 | 0.000 | 0.000 | 0.006 | - | - | 0.000 | 0.000 | 0.000 | 0.033 | - | - | 0.000 | 0.000 | 0.012 | |
| 1.300 | 0.000 | 0.000 | 0.000 | 0.134 | - | - | 0.000 | 0.000 | 0.000 | 0.177 | - | - | 0.000 | 0.000 | 0.000 | 0.000 | 0.000 | 0.000 | 0.000 | 0.023 | - | - | 0.000 | 0.000 | 0.000 | 0.064 | - | - | 0.000 | 0.000 | 0.013 | |
| 1.400 | 0.000 | 0.000 | 0.000 | 0.072 | - | - | 0.000 | 0.000 | 0.000 | 0.122 | - | - | 0.000 | 0.000 | 0.000 | 0.000 | 0.000 | 0.000 | 0.000 | 0.061 | - | - | 0.000 | 0.000 | 0.000 | 0.109 | - | - | 0.000 | 0.000 | 0.014 | |
| 1.500 | 0.000 | 0.000 | 0.000 | 0.033 | - | - | 0.000 | 0.000 | 0.000 | 0.081 | - | - | 0.000 | 0.000 | 0.000 | 0.000 | 0.000 | 0.000 | 0.000 | 0.122 | - | - | 0.000 | 0.000 | 0.000 | 0.168 | - | - | 0.000 | 0.000 | 0.015 | |
| 1.600 | 0.000 | 0.000 | 0.000 | 0.013 | - | - | 0.000 | 0.000 | 0.000 | 0.052 | - | - | 0.000 | 0.000 | 0.000 | 0.000 | 0.000 | 0.000 | 0.000 | 0.202 | - | - | 0.000 | 0.000 | 0.000 | 0.239 | - | - | 0.000 | 0.000 | 0.016 | |
| 1.700 | 0.000 | 0.000 | 0.000 | 0.005 | - | - | 0.000 | 0.000 | 0.000 | 0.032 | - | - | 0.000 | 0.000 | 0.000 | 0.000 | 0.000 | 0.000 | 0.000 | 0.294 | - | - | 0.000 | 0.000 | 0.000 | 0.319 | - | - | 0.000 | 0.000 | 0.017 | |
| 1.800 | 0.000 | 0.000 | 0.000 | 0.001 | - | - | 0.000 | 0.000 | 0.000 | 0.019 | - | - | 0.000 | 0.000 | 0.000 | 0.000 | 0.000 | 0.000 | 0.000 | 0.391 | - | - | 0.000 | 0.000 | 0.000 | 0.406 | - | - | 0.000 | 0.000 | 0.018 | |
| 1.900 | 0.000 | 0.000 | 0.000 | 0.002 | - | - | 0.000 | 0.000 | 0.000 | 0.011 | - | - | 0.000 | 0.000 | 0.000 | 0.000 | 0.000 | 0.000 | 0.000 | 0.490 | - | - | 0.000 | 0.000 | 0.000 | 0.498 | - | - | 0.000 | 0.000 | 0.019 | |
| 2.000 | 0.000 | 0.000 | 0.000 | 0.001 | - | - | 0.000 | 0.000 | 0.000 | 0.006 | - | - | 0.000 | 0.000 | 0.000 | 0.000 | 0.000 | 0.000 | 0.000 | 0.590 | - | - | 0.000 | 0.000 | 0.000 | 0.594 | - | - | 0.000 | 0.000 | 0.020 | |
| 2.200 | 0.000 | 0.000 | 0.000 | 0.002 | - | - | 0.000 | 0.000 | 0.000 | 0.002 | - | - | 0.000 | 0.000 | 0.000 | 0.000 | 0.000 | 0.000 | 0.000 | 0.790 | - | - | 0.000 | 0.000 | 0.000 | 0.790 | - | - | 0.000 | 0.000 | 0.022 | |
| 2.400 | 0.000 | 0.000 | 0.000 | 0.001 | - | - | | | | | - | - | | | | | | | | 0.990 | - | - | | | | | - | - | | | 0.024 | |
| 2.600 | 0.000 | 0.000 | 0.000 | 0.001 | - | - | | | | | - | - | | | | | | | | 1.19 | - | - | | | | | - | - | | | 0.026 | |
| 2.800 | 0.000 | 0.000 | 0.000 | 0.001 | - | - | | | | | - | - | | | | | | | | 1.39 | - | - | | | | | - | - | | | 0.028 | |
| 3.000 | 0.000 | 0.000 | 0.000 | 0.001 | - | - | | | | | - | - | | | | | | | | 1.59 | - | - | | | | | - | - | | | 0.030 | |
| 3.200 | 0.000 | 0.000 | 0.000 | 0.001 | - | - | | | | | - | - | | | | | | | | 1.79 | - | - | | | | | - | - | | | 0.032 | |
| 3.400 | 0.000 | 0.000 | 0.000 | 0.001 | - | - | | | | | - | - | | | | | | | | 1.99 | - | - | | | | | - | - | | | 0.034 | |
| 3.600 | 0.000 | 0.000 | 0.000 | 0.001 | - | - | | | | | - | - | | | | | | | | 2.19 | - | - | | | | | - | - | | | 0.036 | |

PIRAEUS FINANCIAL HOLD (CR)

(Contract Size: 100 Securities, Exercise Style: American, Physical Delivery)

| Call Options | | | | | | | | | | | | | | | Put Options | | | | | | | | | | | | | | | | | | | | |
|-------------------|------------|-----------|-----------|------------|---------------|--------|---------------|------------|-----------|-----------|------------|---------------|--------------|---------------|-------------|---------------|------------|-----------|-----------|------------|---------------|-------------|---------------|------------|-----------|-----------|------------|---------------|--------|---------------|----------------|--------|---------------|--|--|
| Exercise Price | July 2021 | | | | | | August 2021 | | | | | | Other Months | | | July 2021 | | | | | | August 2021 | | | | | | Other Months | | | Exercise Price | | | | |
| | Open price | Price max | Price min | Last price | Closing price | Volume | Open Interest | Open price | Price max | Price min | Last price | Closing price | Volume | Open Interest | Volume | Open Interest | Open price | Price max | Price min | Last price | Closing price | Volume | Open Interest | Open price | Price max | Price min | Last price | Closing price | Volume | Open Interest | | Volume | Open Interest | | |
| 3.800 | 0.000 | 0.000 | 0.000 | | 0.001 | - | - | | | | | | | | | | 0.000 | 0.000 | 0.000 | | 2.39 | - | - | | | | | | | | | | 0.038 | | |
| 4.000 | 0.000 | 0.000 | 0.000 | | 0.001 | - | - | | | | | | | | | | 0.000 | 0.000 | 0.000 | | 2.59 | - | - | | | | | | | | | | 0.040 | | |
| 4.400 | 0.000 | 0.000 | 0.000 | | 0.001 | - | - | | | | | | | | | | 0.000 | 0.000 | 0.000 | | 2.99 | - | - | | | | | | | | | | 0.044 | | |
| 4.800 | 0.000 | 0.000 | 0.000 | | 0.001 | - | - | | | | | | | | | | 0.000 | 0.000 | 0.000 | | 3.39 | - | - | | | | | | | | | | 0.048 | | |
| 5.200 | 0.000 | 0.000 | 0.000 | | 0.271 | - | - | | | | | | | | | | 0.000 | 0.000 | 0.000 | | 3.79 | - | - | | | | | | | | | | 0.052 | | |
| 5.600 | 0.000 | 0.000 | 0.000 | | 0.248 | - | - | | | | | | | | | | 0.000 | 0.000 | 0.000 | | 4.19 | - | - | | | | | | | | | | 0.056 | | |
| 6.000 | 0.000 | 0.000 | 0.000 | | 0.226 | - | - | | | | | | | | | | 0.000 | 0.000 | 0.000 | | 4.59 | - | - | | | | | | | | | | 0.060 | | |
| 6.400 | 0.000 | 0.000 | 0.000 | | 0.208 | - | - | | | | | | | | | | 0.000 | 0.000 | 0.000 | | 4.99 | - | - | | | | | | | | | | 0.064 | | |
| 6.800 | 0.000 | 0.000 | 0.000 | | 0.196 | - | - | | | | | | | | | | 0.000 | 0.000 | 0.000 | | 5.39 | - | - | | | | | | | | | | 0.068 | | |
| Totals: | | | | | | 0 | 0 | | | | | | | | | | 0 | | | | | | 0 | 0 | | | | | | | | | | | |
| Number of Trades: | | | | | | 0 | | | | | | | | | | | 0.00 | | | | | | 0 | | | | | | | | | | | | |

PPC (CR)

(Contract Size: 100 Securities, Exercise Style: American, Physical Delivery)

| Exercise Price | Call Options | | | | | | | | | | | | | | Put Options | | | | | | | | | | | | | | | | | | | |
|-------------------|--------------|-----------|-----------|------------|---------------|--------|---------------|------------|-----------|-----------|------------|---------------|--------------|---------------|-------------|---------------|------------|-----------|-----------|------------|---------------|--------|---------------|------------|-----------|-----------|--------------|---------------|----------------|--------|---------------|--------|---------------|-------|
| | July 2021 | | | | | | August 2021 | | | | | | Other Months | | July 2021 | | | | | | August 2021 | | | | | | Other Months | | Exercise Price | | | | | |
| | Open price | Price max | Price min | Last price | Closing price | Volume | Open Interest | Open price | Price max | Price min | Last price | Closing price | Volume | Open Interest | Volume | Open Interest | Open price | Price max | Price min | Last price | Closing price | Volume | Open Interest | Open price | Price max | Price min | Last price | Closing price | | Volume | Open Interest | Volume | Open Interest | |
| 3.400 | | | | | | - | - | | | | | | - | - | | | | | | | | - | - | | | | | | | | | | | |
| 3.600 | | | | | | - | - | | | | | | - | - | | | | | | | | - | - | | | | | | | | | | | 0.036 |
| 3.800 | | | | | | - | - | | | | | | - | - | | | | | | | | - | - | | | | | | | | | | | 0.038 |
| 4.000 | | | | | | - | - | | | | | | - | - | | | | | | | | - | - | | | | | | | | | | | 0.040 |
| 4.400 | | | | | | - | - | | | | | | - | - | | | | | | | | - | - | | | | | | | | | | | 0.044 |
| 4.800 | | | | | | - | - | | | | | | - | - | | | | | | | | - | - | | | | | | | | | | | 0.048 |
| 5.200 | | | | | | - | - | | | | | | - | - | | | | | | | | - | - | | | | | | | | | | | 0.052 |
| 5.600 | | | | | | - | - | | | | | | - | - | | | | | | | | - | - | | | | | | | | | | | 0.056 |
| 6.000 | | | | | | - | - | | | | | | - | - | | | | | | | | - | - | | | | | | | | | | | 0.060 |
| 6.400 | | | | | | - | - | | | | | | - | - | | | | | | | | - | - | | | | | | | | | | | 0.064 |
| 6.800 | 0.000 | 0.000 | 0.000 | | 2.12 | - | - | 0.000 | 0.000 | 0.000 | | 2.14 | - | - | 0.000 | 0.000 | 0.000 | 0.000 | 0.000 | 0.001 | - | - | 0.000 | 0.000 | 0.000 | 0.000 | 0.002 | - | - | | | | 0.068 | |
| 7.200 | 0.000 | 0.000 | 0.000 | | 1.72 | - | - | 0.000 | 0.000 | 0.000 | | 1.75 | - | - | 0.000 | 0.000 | 0.000 | 0.000 | 0.000 | 0.001 | - | - | 0.000 | 0.000 | 0.000 | 0.000 | 0.008 | - | - | | | | 0.072 | |
| 7.600 | 0.000 | 0.000 | 0.000 | | 1.32 | - | - | 0.000 | 0.000 | 0.000 | | 1.37 | - | - | 0.000 | 0.000 | 0.000 | 0.000 | 0.001 | - | - | 0.000 | 0.000 | 0.000 | 0.000 | 0.027 | - | - | | | | 0.076 | | |
| 8.000 | 0.000 | 0.000 | 0.000 | | 0.927 | - | - | 0.000 | 0.000 | 0.000 | | 1.02 | - | - | 0.000 | 0.000 | 0.000 | 0.000 | 0.003 | - | - | 0.000 | 0.000 | 0.000 | 0.000 | 0.076 | - | - | | | | 0.080 | | |
| 8.400 | 0.000 | 0.000 | 0.000 | | 0.550 | - | - | 0.000 | 0.000 | 0.000 | | 0.707 | - | - | 0.000 | 0.000 | 0.000 | 0.000 | 0.026 | - | 30 | 0.000 | 0.000 | 0.000 | 0.167 | - | - | | | | 0.084 | | | |
| 8.800 | 0.000 | 0.000 | 0.000 | | 0.251 | - | - | 0.000 | 0.000 | 0.000 | | 0.464 | - | - | 0.000 | 0.000 | 0.000 | 0.000 | 0.127 | - | 5 | 0.000 | 0.000 | 0.000 | 0.323 | - | - | | | | 0.088 | | | |
| 9.200 | 0.000 | 0.000 | 0.000 | | 0.080 | - | 10 | 0.000 | 0.000 | 0.000 | | 0.278 | - | 150 | 0.000 | 0.000 | 0.000 | 0.000 | 0.356 | - | - | 0.000 | 0.000 | 0.000 | 0.538 | - | - | | | | 0.092 | | | |
| 9.600 | 0.000 | 0.000 | 0.000 | | 0.016 | - | 47 | 0.000 | 0.000 | 0.000 | | 0.159 | - | 11 | 0.000 | 0.000 | 0.000 | 0.000 | 0.693 | - | - | 0.000 | 0.000 | 0.000 | 0.820 | - | - | | | | 0.096 | | | |
| 10.000 | 0.000 | 0.000 | 0.000 | | 0.002 | - | 5 | 0.000 | 0.000 | 0.000 | | 0.083 | - | - | 0.000 | 0.000 | 0.000 | 0.000 | 1.08 | - | - | 0.000 | 0.000 | 0.000 | 1.15 | - | - | | | | 0.100 | | | |
| 11.000 | 0.000 | 0.000 | 0.000 | | 0.001 | - | - | 0.000 | 0.000 | 0.000 | | 0.012 | - | - | 0.000 | 0.000 | 0.000 | 0.000 | 2.08 | - | - | 0.000 | 0.000 | 0.000 | 2.08 | - | - | | | | 0.110 | | | |
| 12.000 | 0.000 | 0.000 | 0.000 | | 0.001 | - | - | 0.000 | 0.000 | 0.000 | | 0.001 | - | - | 0.000 | 0.000 | 0.000 | 0.000 | 3.08 | - | - | 0.000 | 0.000 | 0.000 | 3.08 | - | - | | | | 0.120 | | | |
| 13.000 | 0.000 | 0.000 | 0.000 | | 0.001 | - | - | 0.000 | 0.000 | 0.000 | | 0.001 | - | - | 0.000 | 0.000 | 0.000 | 0.000 | 4.08 | - | - | 0.000 | 0.000 | 0.000 | 4.08 | - | - | | | | 0.130 | | | |
| 14.000 | 0.000 | 0.000 | 0.000 | | 0.002 | - | - | | | | | - | - | | | | | | 5.08 | - | - | | | | - | - | | | | | | | 0.140 | |
| Totals: | | | | | | 0 | 62 | | | | | 0 | 161 | | 0 | 0 | | | | | 0 | 35 | | | | | | 0 | 3 | | 0 | 0 | | |
| Number of Trades: | | | | | | 0 | | | | | | 0 | | | 0 | | | | | | 0.00 | | | | | | 0 | | | 0 | | | | |

| Lending Products | Underlying Title | Multilateral Transactions[1] | | | | | Bilateral Transactions[2] | | Stock Borrowing through OTC (volume)[3] |
|------------------|--------------------------------|------------------------------|-----------------|------------------|---------------------|------------------|---------------------------|------------------|---|
| | | Open Interest[5] | Volume(Offered) | Average Weighted | Transactions volume | Average Weighted | Transactions Volume | Average Weighted | Transactions Volume |
| ADMIEBOR | ADMIE (IPTO) HOLDING S.A. (CR) | --- | --- | --- | --- | --- | --- | --- | 172,413 |
| AEGNBOR | AEGEAN AIRLINES (CR) | 1,400 | --- | --- | --- | --- | --- | --- | 21,764 |
| ALPHABOR | ALPHA SERVICES HOLD (CR) | --- | --- | --- | --- | --- | --- | --- | 94,369,330 |
| ALMYBOR | ALUMIL (CR) | --- | --- | --- | --- | --- | --- | --- | --- |
| TATTBOR | ATTICA BANK S.A. (CR) | 14,305 | --- | --- | --- | --- | --- | --- | 370 |
| EEEBOR | CC HBC AG (CR) | 3,988 | --- | --- | --- | --- | --- | --- | 70,546 |
| CENERBOR | CENERGY HOLDINGS (CB) | --- | --- | --- | --- | --- | --- | --- | --- |
| ELLAKTORBOR | ELLAKTOR (CR) | 5,162 | --- | --- | --- | --- | --- | --- | 39,336 |
| EUROBBOR | EUROBANK HOLDINGS (CR) | 50,000 | --- | --- | 102,132 | 5.31% | --- | --- | 53,673,775 |
| EYDAPBOR | EYDAP S.A. (CR) | 1,500 | --- | --- | 2,000 | 4.41% | --- | --- | 237,675 |
| FFGRPBOR | FOLLI FOLLIE (CR) | --- | --- | --- | --- | --- | --- | --- | 897,835 |
| FOYRKBOR | FOURLIS (CR) | --- | --- | --- | --- | --- | --- | --- | 48,250 |
| GEKTERNABOR | GEK TERNA (CR) | --- | --- | --- | --- | --- | --- | --- | 1,293 |
| SARBOR | GR. SARANTIS S.A. (CR) | --- | --- | --- | --- | --- | --- | --- | 11,390 |
| EXAEBOR | HELLENIC EXCHANGES-A.S.E. (CR) | 3,000 | --- | --- | --- | --- | --- | --- | 158,082 |
| ELPEBOR | HELLENIC PETROLEUM (CR) | --- | --- | --- | --- | --- | --- | --- | 101,971 |
| INTRKBOR | INTRACOM HOLDINGS (CR) | 6,000 | --- | --- | --- | --- | --- | --- | --- |
| BELABOR | JUMBO SA (CR) | --- | --- | --- | --- | --- | --- | --- | 142,819 |
| LAMDABOR | LAMDA DEVELOPMENT SA (CR) | --- | --- | --- | --- | --- | --- | --- | --- |
| MIGBOR | MARFIN INVESTMENT GROUP (CR) | --- | --- | --- | --- | --- | --- | --- | 1,876,857 |
| MOHBOR | MOTOR OIL (CR) | 1,500 | --- | --- | --- | --- | --- | --- | 293,072 |
| MYTILBOR | MYTILINEOS (CR) | 1,000 | --- | --- | --- | --- | --- | --- | 54,106 |
| ETEBOR | NATIONAL BANK (CR) | --- | --- | --- | --- | --- | --- | --- | 10,205,094 |
| OPAPBOR | OPAP (CR) | 23,000 | --- | --- | --- | --- | --- | --- | 1,382,830 |
| HTOBOR | OTE (CR) | 3,000 | --- | --- | --- | --- | --- | --- | 1,298,499 |
| PPABOR | P.P.A. S.A. (CR) | 74 | --- | --- | --- | --- | --- | --- | 10,401 |
| TPEIRBOR | PIRAEUS FINANCIAL HOLD (CR) | --- | --- | --- | --- | --- | --- | --- | 3,410,830 |
| PLAISBOR | PLAISIO COMPUTERS SA (CR) | --- | --- | --- | --- | --- | --- | --- | 4,000 |
| PPCBOR | PPC (CR) | 25,649 | --- | --- | 11,000 | 4.83% | --- | --- | 1,637,033 |
| QUALBOR | QUALITY & RELIABILITY SA (CR) | --- | --- | --- | --- | --- | --- | --- | --- |
| TENERGYBOR | TERNA ENERGY (CR) | 500 | --- | --- | --- | --- | --- | --- | 12,892 |

Stock Lending Notes

[1] - Multilateral contracts Lending or Borrowing as per Methods 8-1, 8-2 and 8-3-3 (According to ATHEX BoD Resolution No.17)

[2] - Bilateral Contracts Lending or Borrowing as per Methods 8-3-1 and 8-3-2 (According to ATHEX BoD Resolution No.20)

[3] - The information concerning OTC Stock Borrowing Transactions is based on the statements of the Dematerialised Securities System (DSS) operators involved and refers to volumes that have been registered up until the previous working day.

[4] - Average Price (Volume weighted)

[5] - The Data concerning Open Interest before the start of trading session

| Lending Products | Underlying Title | Open Interest[5] | Multilateral Transactions[1] | | | | Bilateral Transactions[2] | | Stock Borrowing through OTC (volume)[3] |
|------------------|---------------------|------------------|------------------------------|------------------|---------------------|------------------|---------------------------|------------------|---|
| | | | Volume(Offered) | Average Weighted | Transactions volume | Average Weighted | Transactions Volume | Average Weighted | Transactions Volume |
| TITCBOR | TITAN CEMENT (CB) | --- | --- | --- | --- | --- | 1,000 | 0.01% | 243,470 |
| VIOBOR | VIOHALCO SA/NV (CB) | --- | --- | --- | --- | --- | --- | --- | --- |

Stock Lending Notes

[1] - Multilateral contracts Lending or Borrowing as per Methods 8-1, 8-2 and 8-3-3 (According to ATHEX BoD Resolution No.17)

[2] - Bilateral Contracts Lending or Borrowing as per Methods 8-3-1 and 8-3-2 (According to ATHEX BoD Resolution No.20)

[3] - The information concerning OTC Stock Borrowing Transactions is based on the statements of the Dematerialised Securities System (DSS) operators involved and refers to volumes that have been registered up until the previous working day.

[4] - Average Price (Volume weighted)

[5] - The Data concerning Open Interest before the start of trading session

Sectors codification for listed companies

| | | | |
|----------|-------------------------------------|----------|--|
| 12003- | ETF | 10101010 | Computer Services |
| 10101015 | Software | 10102030 | Computer Hardware |
| 15101010 | Telecommunications Equipment | 15102015 | Telecommunications Services |
| 20101010 | Health Care Facilities | 20101025 | Health Care Services |
| 20102010 | Medical Equipment | 20103015 | Pharmaceuticals |
| 30101010 | Banks | 30202000 | Diversified Financial Services |
| 30202010 | Asset Managers & Custodians | 30202015 | Investment Services |
| 30302010 | Full Line Insurance | 30302015 | Insurance Brokers |
| 30302025 | Property and Casualty Insurance | 35101010 | Real Estate Holding and Development |
| 35101015 | Real Estate Services | 35102000 | Diversified REITs |
| 35102030 | Office REITs | 40201040 | Rental & Leasing Services: Consumer |
| 40202010 | Home Construction | 40202015 | Household Furnishings |
| 40202020 | Household Appliance | 40203040 | Electronic Entertainment |
| 40203045 | Toys | 40204020 | Clothing & Accessories |
| 40301010 | Entertainment | 40301030 | Publishing |
| 40301035 | Radio & TV Broadcasters | 40401010 | Diversified Retailers |
| 40401020 | Apparel Retailers | 40401025 | Home Improvement Retailers |
| 40401030 | Specialty Retailers | 40501010 | Airlines |
| 40501015 | Travel & Tourism | 40501020 | Casinos & Gambling |
| 40501025 | Hotels & Motels | 45101015 | Distillers & Vintners |
| 45101020 | Soft Drinks | 45102010 | Farming Fishing Ranching & Plantations |
| 45102020 | Food Products | 45103010 | Tobacco |
| 45201010 | Food Retailers & Wholesalers | 45201020 | Personal Products |
| 50101010 | Construction | 50101030 | Cement |
| 50101035 | Building Materials: Other | 50202010 | Electrical Components |
| 50203000 | Diversified Industrials | 50203015 | Plastics |
| 50203030 | Containers & Packaging | 50204000 | Machinery: Industrial |
| 50204020 | Machinery: Construction & Handling | 50205010 | Industrial Suppliers |
| 50205020 | Back Office Support HR & Consulting | 50205030 | Forms & Bulk Printing Services |
| 50206015 | Commercial Vehicles & Parts | 50206030 | Marine Transportation |
| 50206060 | Transportation Services | 55101000 | Diversified Materials |
| 55101020 | Textile Products | 55102000 | General Mining |
| 55102010 | Iron & Steel | 55102015 | Metal Fabricating |
| 55102035 | Aluminum | 60101000 | Integrated Oil & Gas |
| 60101020 | Oil Refining and Marketing | 65101010 | Alternative Electricity |
| 65101015 | Conventional Electricity | 65102030 | Water |



ATHEX
Athens Stock Exchange

Λεωφ. Αθηνών 110 104 42 Αθήνα
110, Athinon Ave. GR 104 42 Athens
tel. (+30)210-33.66.800, fax (+30)210-33.66.101
www.athexgroup.gr