

21

Ημερήσιο Δελτίο  
Συναλλακτικής Δραστηριότητας

Daily Official List  
of Trading Activity

Thursday, 17 June, 2021

Year: 142 Trading Day No: 111



**ATHEXGROUP**  
Athens Exchange Group

**Disclaimer:**

Hellenic Exchanges-Athens Stock Exchange S.A endeavours to ensure that the data and other material ("Information") presented on the Daily Official List are accurate and complete, but it is not liable for any errors or omissions of data or /and for the accuracy, credibility, updating and completeness of the aforesaid information nor it has any liability arising directly or indirectly from the use of the above Information.

The Company is not liable for the accuracy of the data included in listed companies' announcements. Only the sender of such an announcement is fully and solely liable for any infringement of third party's rights from the content of such announcement. All contents of the Daily Official List are provided only for information purposes and do not constitute investment advice or solicitation to invest in securities or other products listed for trading on the Exchange.

You acknowledge and agree that the Company is the owner of any property rights related to any Information appearing on the Daily Official List including intellectual property rights copyright, trademarks, etc.

The above data are a property of the Hellenic Exchanges-Athens Exchange and are copyright protected. Users are forbidden to reproduce, modify, copy, sale, transmit or redistribute, by all reproduction means and methods, part or the whole of the above data, without reference to their source.

The commercial exploitation of these data is, also, forbidden by third parties. Hellenic Exchanges-Athens Exchange does not carry any responsibility, direct or indirect, derived from usage or accidental alteration of the above data when used by third parties.

---

**Hellenic Exchanges – Athens Stock Exchange S.A.**

110 Athinon Ave., 10442 Athens, Tel: (210) 33.66.800, Fax: (210) 32.13.938

[www.athexgroup.gr](http://www.athexgroup.gr)

---

**Thessalonica Stock Exchange Center (T.S.E.C)**

16-18 Katouni Str., Thessalonica 546 25 Tel: (2310) 567.667, Fax: (2310) 530.545

---

**Athex Members Guarantee Fund**

14-16 Fidiou Str., Athens 106 78, Tel: (210) 33.04.682, Fax: (210) 33.04.155

---

**Hellenic Republic Capital Market Commission**

1 Kolokotroni Str. & 1 Stadiou Str., Athens 10562 Tel: (210) 33.77.100 Fax: (210) 33.77.173

---

**Table of Contents**

---

**Section 1: Statistical Figures of Securities, Derivatives and Lending**

Summary of Markets

Athex Indices

Analytic Figures for Athex Market's Boards and Categories

Trading Details by Athex Sectors and Financial Instruments (ETFs)

Top 10 best &amp; worst performing Shares

Derivatives Summary

**Section 2: Analytic Figures of Shares Transactions**

Analytic Figures of Shares Transactions

Shares' Notes

**Section 3: Figures of Securities Transactions**

Securities Blocks Details

Shares Rights Details

Stock Borrowing

Forced Sales Details

Forced Sales Registered Shares

Exchange Traded Funds (ETFs) Characteristics

**Section 5: Bonds traded in Fixed Income Assets Market**

Convertible Corporate Bonds - Regulated Market

Non Convertible Corporate Bonds - Regulated Market

Government Bonds

Treasury Bills &amp; Zero Coupon Government Bonds

Government Bonds Traded with the Open Outcry Method

State Banks Bonds

**Section 6: Additional Infos**

Athex &amp; ATHEXClear Members List

List of Stocks under Market Making operations

**Section 7: Derivatives Market Analytic Figures**

Index Futures

Stock Futures

Index Options

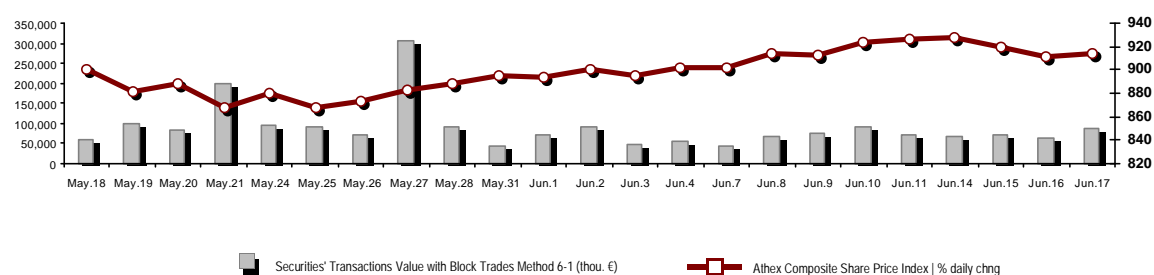
Stock Options

Stock Lending Analytic Figures

**Appendix A: Sectors codification for listed companies**

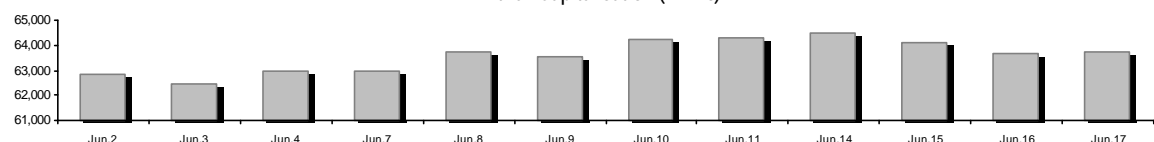
## Summary of Markets

Athex Composite Share Price Index vs Shares and Derivatives Transactions Value

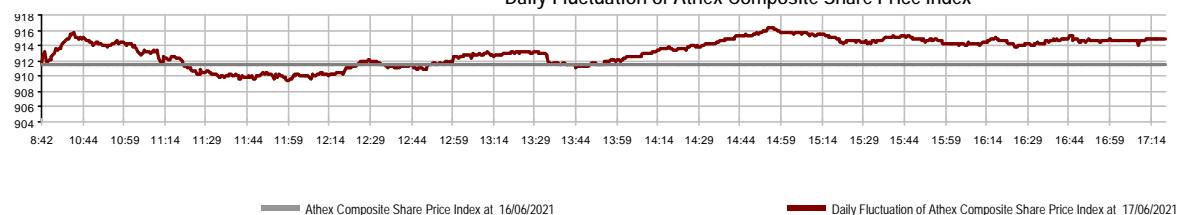


Athex Capitalisation (mill. €)**:	63,757.32		Derivatives Total Open Interest	764,474
Daily change: mill. €   %	104.90	0.16%	in Index Futures   % daily chng	6,253 -1.12%
Yearly Avg Capitalisation: mill. €   % chng prev year Avg	57,065.25	20.41%	in Stock Futures   % daily chng	755,555 -0.53%
Athex Composite Share Price Index   % daily chng	914.77	0.35%	in Index Options   % daily chng	1,833 -1.77%
Athex Composite Share Price Index Capitalisation (mill. €)	57,405.16		in Stock Options   % daily chng	833 -0.36%
Daily change (mill. €)	104.01			
Securities' Transactions Value with Block Trades Method 6-1 (t)	87,731.33		Derivatives Contracts Volume:	150,095
Daily change: %	24,167.75	38.02%	Daily change: pieces   %	10,079 7.20%
YTD Avg Trans. Value: thou. €   % chng prev year Avg	81,732.80	27.63%	YTD Avg Derivatives Contracts % chng prev year Avg	71,174 77.66%
Blocks Transactions Value of Method 6-1 (thou. €)	36,971.99		Derivatives Trades Number:	3,807
Blocks Transactions Value of Method 6-2 & 6-3 (thou. €)	0.57		Daily change: number   %	-95 -2.43%
Bonds Transactions Value (thou.€)	912.68		YTD Avg Trades number % chng prev year Avg	2,827 6.52%
Securities' Transactions Volume with Block Trades Method 6-1 (tho)	48,263.55		Lending Total Open Interest	613,401
Daily change: thou. pieces   %	22,572.47	87.86%	Daily change: pieces   %	20,290 3.42%
YTD Avg Volume: % chng prev year Avg	43,578.54	6.06%	Lending Volume (Multilateral/Bilateral)	31,559
Blocks Transactions Volume of Method 6-1 (thou. Pieces)	24,040.68		Daily change: pieces   %	5,589
Blocks Transactions Volume of Method 6-2 & 6-3 (thou. Pieces)	0.04		Multilateral Lending	31,059
Bonds Transactions Volume	891,990		Bilateral Lending	500
Securities' Trades Number with Block Trades Method 6-1	24,352		Lending Trades Number:	33
Daily change: number   %	-3,481	-12.51%	Daily change: %	2
YTD Avg Trades number % chng prev year Avg	35,853	9.86%	Multilateral Lending Trades Number	32
Number of Blocks Method 6-1	15		Bilateral Lending Trades Number	1
Number of Blocks Method 6-2 & 6-3	1			
Number of Bonds Transactions	55			

Athex Capitalisation (mill. €)\*\*



Daily Fluctuation of Athex Composite Share Price Index



## Athex Indices

Index name	17/06/2021	16/06/2021	pts.	%	Min	Max	Year min	Year max	Year change
Athex Composite Share Price Index	914.77 #	911.60	3.17	0.35%	909.45	916.43	726.02	928.29	13.08% #
FTSE/Athex Large Cap	2,216.02 #	2,209.44	6.58	0.30%	2,203.93	2,221.86	1,718.82	2,259.27	14.54% #
FTSE/Athex Mid Cap Index	1,423.88 €	1,428.14	-4.26	-0.30%	1,417.04	1,433.29	1,026.21	1,440.47	28.58% #
FTSE/ATHEX-CSE Banking Index	437.40 #	435.88	1.52	0.35%	430.43	438.94	306.88	483.96	11.35% #
FTSE/ATHEX High Dividend Yield Index	3,136.52 #	3,131.39	5.13	0.16%	3,122.05	3,144.33	2,542.41	3,164.68	15.99% #
FTSE/ATHEX Global Traders Index Plus	2,516.96 #	2,509.53	7.43	0.30%	2,505.75	2,527.51	1,943.84	2,551.34	19.78% #
FTSE/ATHEX Mid & Small Cap Factor-Weighted Ind	3,693.40 #	3,683.63	9.77	0.27%	3,680.82	3,705.57	2,996.13	3,715.15	18.22% #
ATHEX Select Index Plus	3,484.02 #	3,479.45	4.57	0.13%	3,471.61	3,498.70	2,805.20	3,543.49	13.10% #
ATHEX Select Index	3,842.68 €	3,855.58	-12.90	-0.33%	3,830.87	3,872.23	2,785.00	3,931.25	26.91% #
FTSE/Athex Market Index	546.54 #	545.66	0.88	0.16%	543.92	547.97	424.25	554.33	15.40% #
FTSE Med Index	5,181.81 €	5,188.82	-7.00	-0.14%			4,489.55	5,208.38	14.25% #
Athex Composite Index Total Return Index	1,540.82 #	1,535.48	5.34	0.35%	1,531.84	1,543.61	1,220.96	1,563.52	13.25% #
FTSE/Athex Large Cap Total Return	3,373.50 #	3,363.49	10.01	0.30%			2,707.58	3,431.53	13.61% #
FTSE/Athex Mid Cap Total Return	1,810.03 €	1,815.45	-5.42	-0.30%			1,313.08	1,822.83	30.21% #
FTSE/ATHEX-CSE Banking Total Return Index	376.58 #	375.27	1.31	0.35%			283.07	421.45	9.45% #
Hellenic Mid & Small Cap Index	1,416.26 #	1,412.88	3.38	0.24%	1,410.43	1,419.77	1,110.37	1,433.01	17.78% #
FTSE/Athex Banks	577.90 #	575.90	2.00	0.35%	568.70	579.95	405.46	639.42	11.35% #
FTSE/Athex Insurance	2,009.07 ~	2,009.07	0.00	0.00%	1,993.13	2,017.05	1,909.42	2,192.44	5.22% #
FTSE/Athex Financial Services	819.87 €	826.99	-7.12	-0.86%	816.91	831.15	679.98	843.74	7.32% #
FTSE/Athex Industrial Goods & Services	3,879.01 #	3,833.07	45.94	1.20%	3,831.18	3,896.02	2,762.19	3,896.02	32.26% #
FTSE/Athex Retail	55.81 #	55.70	0.11	0.20%	55.19	55.87	46.54	58.49	12.59% #
FTSE/ATHEX Real Estate	5,219.60 #	5,088.57	131.03	2.57%	5,088.57	5,219.60	4,187.35	5,323.65	8.17% #
FTSE/Athex Consumer Goods & Services	8,242.77 €	8,329.15	-86.38	-1.04%	8,235.79	8,395.23	6,939.31	9,231.17	5.92% #
FTSE/Athex Food & Beverage	11,512.59 €	11,601.56	-88.97	-0.77%	11,495.05	11,686.66	9,045.03	11,686.66	16.46% #
FTSE/Athex Basic Resources	7,778.13 €	7,843.20	-65.07	-0.83%	7,745.29	7,885.17	5,233.31	8,597.84	26.39% #
FTSE/Athex Construction & Materials	3,327.71 #	3,303.30	24.41	0.74%	3,303.30	3,347.39	2,565.75	3,422.77	20.52% #
FTSE/Athex Energy	3,708.95 #	3,654.84	54.11	1.48%	3,604.03	3,724.35	2,835.10	3,724.35	25.10% #
FTSE/Athex Travel & Leisure	2,050.64 €	2,057.75	-7.11	-0.35%	2,047.20	2,078.58	1,540.34	2,174.23	18.36% #
FTSE/Athex Technology	1,453.59 #	1,453.50	0.09	0.01%	1,447.55	1,465.01	1,043.00	1,469.52	33.07% #
FTSE/Athex Telecommunications	4,273.00 #	4,232.82	40.18	0.95%	4,228.62	4,273.00	3,294.37	4,273.00	17.24% #
FTSE/Athex Utilities	5,150.31 €	5,153.01	-2.70	-0.05%	5,117.55	5,166.56	4,264.97	5,372.86	11.90% #
FTSE/Athex Health Care	541.16 #	536.50	4.66	0.87%	513.17	541.16	396.54	566.82	22.11% #
Athex All Share Index	224.17 #	223.80	0.36	0.16%	224.17	224.17	175.88	226.71	19.52% #
Hellenic Corporate Bond Index	126.91 #	126.83	0.08	0.06%			122.29	126.91	3.97% #
Hellenic Corporate Bond Price Index	96.22 #	96.17	0.05	0.05%			93.98	96.22	2.53% #

Note 1: FTSE/Med 100, Hellenic Corporate Bond Price Index and Hellenic Corporate Bond Index closing prices refer to the previous trading day of 15/06/2021.

Note 2: The Hellenic Mid & Small Cap Index is a Customized index calculated by the Athens Exchange.

## Analytic Figures for Athex Market's Boards and Categories

	Total Traded Securities	Main Market	Surveillance	Exchange Traded Funds (ETFs)
Totals	128	112	16	0
Gain / Lose / Same:	45 / 50 / 33	41 / 44 / 27	4 / 6 / 6	0 / 0 / 0
Athex Capitalisation (mill. €) **	63,757.32	63,567.05	190.27	
Daily Average Trans/ons Value(thou.€)	81,732.80	81,591.45	190.69	23.71
Transactions Value	87,731.90	87,611.98	119.92	0.00
Main Board:	50,759.34	50,639.42	119.92	0.00
Blocks Board 6_2_3:	36,972.57	36,972.57	0.00	0.00
Forced Sales Board:	0.00	0.00	0.00	0.00
Special Terms Board:	0.00	0.00	0.00	0.00
Daily Average Transactions Volume	43,578,544	42,324,022	1,296,584	1,151
Transactions Volume	48,263,589	47,425,603	837,986	0
Main Board:	24,222,873	23,384,887	837,986	0
Blocks Board 6_2_3:	24,040,716	24,040,716	0	0
Forced Sales Board:	0	0	0	0
Special Terms Board:	0	0	0	0
Daily Average Number of Trades	35,853	35,597	254	3
Number of Trades	24,353	24,121	232	0
Main Board:	24,337	24,105	232	0
Blocks Board 6_2_3:	16	16	0	0
Forced Sales Board:	0	0	0	0
Special Terms Board:	0	0	0	0

## Trading Details by Athex Sectors and Financial Instruments (ETFs)

Code	Sectors	Gain / Lose / Same	Number of Trades	Transactions Volume	Transactions Value	% of Total Trans. Value
3010	- Banks	5 / 1 / 0	8,284	26,855,373	30,055,544.89	34.26%
5510	- Basic Resources	4 / 9 / 3	1,103	604,736	1,485,638.16	1.69%
5010	- Construction & Materials	4 / 5 / 2	1,741	13,896,785	24,284,089.28	27.68%
4020	- Consumer Products & Services	2 / 3 / 4	1,581	1,078,600	2,595,836.08	2.96%
6010	- Energy	2 / 2 / 0	1,048	173,674	2,243,772.97	2.56%
12000	- Financial Instruments	0 / 0 / 0	---	---	---	---
3020	- Financial Services	0 / 1 / 3	392	1,507,095	372,120.05	0.42%
4510	- Food Beverage & Tobacco	4 / 3 / 3	223	56,420	398,366.76	0.45%
2010	- Health Care	2 / 1 / 1	92	391,939	578,188.40	0.66%
5020	- Industrial Goods & Service	4 / 9 / 6	2,311	1,002,460	4,416,832.89	5.03%
3030	- Insurance	0 / 1 / 1	70	12,588	61,766.18	0.07%
4030	- Media	2 / 0 / 0	38	25,104	9,292.57	0.01%
4520	- Personal Care, Drug & Grocery Stores	0 / 1 / 2	121	46,336	141,094.69	0.16%
3510	- Real Estate	3 / 2 / 2	1,199	370,758	2,592,553.48	2.96%
4040	- Retail	2 / 2 / 3	340	104,822	383,832.64	0.44%
1010	- Technology	4 / 4 / 2	554	194,455	1,024,214.93	1.17%
1510	- Telecommunications	2 / 1 / 0	1,432	586,938	6,578,749.80	7.50%
4050	- Travel & Leisure	2 / 4 / 0	2,000	861,765	6,788,035.77	7.74%
6510	- Utilities	3 / 1 / 1	1,824	493,741	3,721,971.92	4.24%

## Top 10 best &amp; worst performing Shares

## Main Market

With positive Price change	Closing price	change	With negative Price change	Closing price	change
CPI SA (CR)	0.92	5.75% #	ILYDA S.A. (CR)	1.63	-3.55% ☒
KARAMOLEGOS SA (CR)	3.14	4.67% #	TERNA ENERGY (CR)	12.06	-2.27% ☒
ATTICA BANK S.A. (CR)	0.184	4.66% #	IKTINOS HELLAS SA (CR)	0.934	-2.20% ☒
KLOUKINAS - LAPPAS SA (CR)	0.746	3.61% #	LOULIS MILLS SA (CR)	2.8	-2.10% ☒
CENTRIC HOLDINGS (CR)	0.304	3.40% #	IDEAL GROUP SA (CR)	3.38	-1.74% ☒
EPSILON NET (CR)	7.9	3.13% #	ALUMIL (CR)	1.995	-1.72% ☒
LAMDA DEVELOPMENT SA (CR)	7.67	2.81% #	UNIBIOS (CR)	0.418	-1.65% ☒
REDS S.A. (CR)	2.09	2.45% #	ENTERSOFT (CR)	3.6	-1.64% ☒
AEGEAN AIRLINES (CR)	5.32	2.31% #	THRACE PLASTICS SA (CR)	6.37	-1.55% ☒
SPACE HELLAS SA (CR)	7.68	1.86% #	JUMBO SA (CR)	14.8	-1.20% ☒
With the highest Transactions Value	Value (thou. €)	change	With the highest Transactions Volume	Volume	change
ELLAKTOR (CR)	22,850.82	0.46% #	ELLAKTOR (CR)	13,465,957	0.46% #
ALPHA SERVICES HOLD (CR)	14,388.05	-0.84% ☒	ALPHA SERVICES HOLD (CR)	13,081,494	-0.84% ☒
EUROBANK HOLDINGS (CR)	8,036.84	0.38% #	EUROBANK HOLDINGS (CR)	9,425,060	0.38% #
OTE (CR)	6,297.28	0.99% #	NATIONAL BANK (CR)	1,996,113	1.15% #
OPAP (CR)	5,646.28	-0.54% ☒	MARFIN INVESTMENT GROUP (CR)	1,429,055	0.00% -
NATIONAL BANK (CR)	5,235.49	1.15% #	PIRAEUS FINANCIAL HOLD (CR)	1,354,024	0.98% #
MYTILINEOS (CR)	3,622.57	1.73% #	ATTICA BANK S.A. (CR)	989,840	4.66% #
LAMDA DEVELOPMENT SA (CR)	2,485.33	2.81% #	CENTRIC HOLDINGS (CR)	875,715	3.40% #
PPC (CR)	2,125.44	0.49% #	OPAP (CR)	432,808	-0.54% ☒
JUMBO SA (CR)	2,108.07	-1.20% ☒	OTE (CR)	412,733	0.99% #

Note: Stocks that are not included in the "Under Supervision" category, and the transactions value is more than 10,000 €.

## Derivatives Summary

	Number of Trades	Volume	Open Interest
<b>Index Futures</b>	<b>250</b>	<b>2,364</b>	<b>6,253</b>
FTSE/Athex Large Cap	250	2,364	6,253
<b>Stock Futures</b>	<b>3,537</b>	<b>147,627</b>	<b>755,555</b>
ADMIE (IPTO) HOLDING S.A. (CR)	126	1,646	9,747
ALPHA SERVICES HOLD (CR)	295	7,679	35,747
ATTICA BANK S.A. (CR)	18	1,092	397
CC HBC AG (CR)	13	39	142
CENERGY HOLDINGS (CB)	85	6,061	10,189
ELLAKTOR (CR)	236	2,370	8,862
EUROBANK HOLDINGS (CR)	266	18,259	46,876
EYDAP S.A. (CR)	90	707	1,123
FOURLIS (CR)	11	197	1,417
GEK TERNA (CR)	133	2,205	9,251
HELLENIC EXCHANGES-A.S.E. (CR)	79	1,019	2,452
HELLENIC PETROLEUM (CR)	35	154	2,293
INTRACOM HOLDINGS (CR)	73	1,210	4,351
JUMBO SA (CR)	93	458	2,061
LAMDA DEVELOPMENT SA (CR)	191	1,749	7,000
MARFIN INVESTMENT GROUP (CR)	78	20,380	43,376
MOTOR OIL (CR)	141	1,078	3,246
MYTILINEOS (CR)	101	370	8,867
NATIONAL BANK (CR)	404	15,894	35,957
OPAP (CR)	63	444	1,610
OTE (CR)	84	880	4,909
P.P.A. S.A. (CR)	2	10	436
PIRAEUS FINANCIAL HOLD (CR)	474	56,932	475,913
PPC (CR)	261	4,822	25,290
TERNA ENERGY (CR)	72	430	3,052
TITAN CEMENT (CB)	31	116	1,082
VIOHALCO SA/NV (CB)	82	1,426	9,909
<b>Index Options</b>	<b>15</b>	<b>89</b>	<b>1,833</b>
FTSE/Athex Large Cap	15	89	1,833
<b>Stock Options</b>	<b>5</b>	<b>15</b>	<b>833</b>
ALPHA SERVICES HOLD (CR)	0	0	10
NATIONAL BANK (CR)	0	0	305
OPAP (CR)	2	10	75
OTE (CR)	0	0	63
PIRAEUS FINANCIAL HOLD (CR)	0	0	0
PPC (CR)	3	5	380
<b>Total Derivatives Traded</b>	<b>3,807</b>	<b>150,095</b>	<b>764,474</b>







## Daily Official List

Year: 142 Trading Day No: 111

## Section 2: Analytic Figures of Shares Transactions

Thursday, 17 June, 2021

Number of Outstanding Securities	Nominal Value	Dividends [1]			Date of Last Coupon		Note	Shares	Closing price	% change	Previous closing price/date	Open price	Price min	Price max	Last price	Avg price	Last Bid [7]	Last Ask [7]	P/E after tax	Year	Volume	Trades	Transactions Value[8]	Company Mkt Value (thou. €)	Year low	Year high	Sector[4]	
2018	2019	2020	Dividend [2]	Right																								
114,320,400	0.100	(0.0575)			23/03/2020	05/08/2019															101,348	124	95,451.90	106,775.25	0.59	0.97	50101035	
8,226,132	0.900				15/05/2009	13/10/2014															17,055	31	28,340.47	13,408.60	0.62	1.75	10101015	
8,298,467	0.400				30/08/1993	08/05/2013															5,922	77	19,856.41	28,048.82	2	3.95	10102030	
18,567,912	0.590					26/01/2021														2020	2,313	23	10,040.58	80,956.10	3.1	4.5	30302025	
8,424,900	0.500				12/07/2010	04/07/2019														2020	130	1	109.46	7,093.77	0.55	0.85	50205010	
19,804,134	0.300				01/07/2004	06/11/2017														(-6)	2020	5,297	45	9,635.04	36,479.21	1.714	3.4	35101010
40,219,218	0.260				14/09/2020	10/06/2019															54,686	40	40,355.83	30,003.54	0.54	0.794	50101010	
11,510,102	0.890				24/06/2005	06/10/1999															4,711	13	5,125.05	12,661.11	0.585	1.15	55101020	
21,224,340	0.420				10/09/2018	25/04/2006															21,508	30	10,790.50	10,824.41	0.22	0.546	55102010	
33,065,136	0.380	0.15	0.18		20/08/2020	16/09/2013														2020	7,192	27	59,014.96	267,827.60	6.44	8.24	45102020	
7,595,160	0.600	0.0263			10/09/2019	18/08/2010															5,655	20	7,809.29	10,557.27	0.962	1.55	40501015	
6,200,000	0.500				22/06/2010	01/11/1995															230	5	150.95	4,061.00	0.238	0.685	40204020	
17,120,280	0.940		0.07	0.06	03/06/2021	02/08/2019															7,731	29	21,829.96	47,936.78	2.32	3.12	45102020	
9,819,370	0.690				14/08/2007	09/01/2004															1,195	8	805.20	6,677.17	0.304	0.71	55101000	
29,250,000	0.360		0.02		01/07/2020	25/04/2019															6,845	23	9,792.36	42,120.00	1	1.46	40401030	
32,188,050	1.04				21/07/2008	20/01/2000															10,623	18	6,149.79	18,862.20	0.33	0.648	55101020	
4,971,466	1.46				04/07/2007	08/10/2003															3,878	11	4,459.72	5,816.62	0.765	1.23	50203030	
26,906,094	0.540			0.05	07/05/2021	14/01/2021															3,529	32	7,696.75	58,924.35	2.16	2.43	45201020	
7,070,400	0.930		0.1013		24/08/2020	06/05/2016															4,888	34	33,823.06	48,502.94	5.35	7.16	50206015	
22,075,665	0.330	0.07	0.02		02/07/2020	27/04/2015															3,478	29	14,263.02	90,289.47	3.46	4.33	40401010	
21,912,599	0.300				11/04/2011	23/02/2007															8,337	9	8,337.00	32,430.65	0.82	1.64	60101020	
40,693,350	5.00				03/07/2006	26/05/2015															5,373	38	8,545.33	64,702.43	1.34	1.718	40202010	
3,048,000	0.300				06/07/2007	01/06/2021	5255														842	7	2,155.12	7,802.88	2.0019	2.9	55102010	
10,203,575	0.730				16/07/2007	18/10/1999															2020	434	12	229.47	5,489.52	0.362	0.57	55101020
8,340,750	1.16				25/06/2009	17/09/2018															2020	1,747	7	1,309.07	6,255.56	0.472	0.845	50205030

## Main Market - Low Liquidity Class

14,000,000	4.15				23/04/2010	29/06/1999																							
215,805,843	0.300	0.05			17/01/2020	29/12/2010															13,034	23	13,774.98	226,596.14	0.77	1.12	40501015		
11,720,024	0.540		0.0632		13/07/2020	30/08/2019																							
10,500,000	4.00	0.36	0.36	0.37	09/06/2021	02/08/2016															3,478	25	24,265.70	73,500.00	6.05	7.3	35102000		
150,654,279	0.500			0.01	27/05/2021	10/06/2020																							
15,300,000	0.300				30/07/2009	13/12/1999																							
6,325,000	0.600	0.103	0.095		17/09/2020	17/02/2014																							
8,418,750	0.300	0.32	0.095		26/08/2020	27/06/2012															2020								
15,000,000	0.300				06/07/2007	18/07/2000																							
122,156,754	0.440		0.01		25/09/2020	28/03/2018																							
86,735,980	0.310				06/07/2009	02/01/2002																							
2,566,836	0.440				13/08/2010	09/01/2007																							



Number of Outstanding Securities	Nominal Value	Dividends [1]			Date of Last Coupon		Note	Shares	Closing price	% change	Previous closing price/date	Open price	Price min	Price max	Last price	Avg price	Last Bid [7]	Last Ask [7]	P/E after tax	Year	Volume	Trades	Transactions Value[8]	Company Mkt Value (thou. €)	Year low	Year high	Sector[4]
		2018	2019	2020	Dividend [2]	Right																					
766,000	1.00	---	---	---	01/07/2004	11/12/2012	5193	TRIA ALFA SA (CR)	7	---	7	16/06/2021	---	---	---	---	---	75@6.70	---	2020	---	---	---	6,052.90	7	8	55101020
245,000	1.00	---	---	---	19/07/2010	11/12/2012	5194	TRIA ALFA SA (PR)	2.82	---	2.82	16/06/2021	---	---	---	---	200@2.50	215@2.70	---	2020	---	---	---	6,052.90	1.41	3.64	55101020

## Suspension Status

5,867,311	0.300	---	---	---	11/08/2010	28/04/2017	5243	DIONIC (CR)	0.11	---	0.11	30/06/2020	---	---	---	---	---	---	---	---	---	---	---	645.40	0.11	0.11	50205010
21,820,410	0.800	---	---	---	22/05/2008	02/08/2011	5174	EUROMEDICA SA (CR)	0.448	---	0.448	30/04/2018	---	---	---	---	---	---	---	---	---	---	---	9,775.54	0.448	0.448	20101010
66,948,210	0.300	---	---	---	22/09/2015	22/09/2015	5179	FOLLI FOLLIE (CR)	4.8	---	4.8	24/05/2018	---	---	---	---	---	---	---	---	---	---	---	321,351.41	4.8	4.8	40401030
12,417,000	0.310	0.0205	---	---	27/08/2019	28/08/2017	5233	MLS MULTIMEDIA SA (CR)	0.57	---	0.57	12/05/2020	---	---	---	---	---	---	---	---	---	---	---	7,077.69	0.57	0.57	10101015
33,301,715	0.320	---	---	---	27/06/2003	08/07/2009	5241	AEGEK (CR)	0.035	---	0.035	25/06/2020	---	---	---	---	---	---	---	---	---	---	---	1,165.56	0.035	0.035	50101010
77,126,446	0.340	---	---	---	23/05/2005	18/08/2011	5206	G.E. DIMITRIOU (CR)	0.0125	---	0.0125	30/04/2019	---	---	---	---	---	---	---	---	---	---	---	964.08	0.0125	0.0125	40202020
7,085,888	1.59	---	---	---	02/07/1996	06/09/2010	5216	ELVIEK (CR)	2.6	---	2.6	30/09/2019	---	---	---	---	---	---	---	---	---	---	---	18,423.31	2.6	2.6	35101010
25,179,640	0.600	---	---	---	08/08/1994	19/09/2000	5191	J.BOUTARIS & SON (CR)	0.026	---	0.026	01/10/2018	---	---	---	---	---	---	---	---	---	---	---	742.45	0.026	0.026	45101015
1,540,000	0.600	---	---	---	08/08/1994	19/09/2000	5192	J.BOUTARIS & SON (PR)	0.057	---	0.057	01/10/2018	---	---	---	---	---	---	---	---	---	---	---	742.45	0.057	0.057	45101015
31,543,600	0.420	---	---	---	19/07/2010	19/12/2018	5205	KRETA FARM SA (CR)	1.09	---	1.085	30/04/2019	---	---	---	---	---	---	---	---	---	---	---	34,382.52	1.085	1.09	45102020
23,935,280	0.300	---	---	---	29/06/2009	13/06/2000	5153	NAYTEMPORIKI PUBLISHING SA(CR)	0.107	---	0.107	02/10/2017	---	---	---	---	---	---	---	---	---	---	---	2,561.07	0.107	0.107	40301030
23,463,874	0.800	---	---	---	23/05/2003	21/12/1999	4918	NEORION SA (CR)	0.125	---	0.125	30/08/2012	---	---	---	---	---	---	---	---	---	---	---	2,932.98	0.125	0.125	50206030
24,319,250	0.300	---	---	---	09/07/2002	04/07/2007	5165	PROODEFTIKH SA (CR)	0.21	---	0.21	23/04/2021	---	---	---	---	---	---	---	---	---	---	---	5,107.04	0.18	0.3	50101010

## Shares' Notes

Code	Note text
( )	- Adjusted dividends.
*	- Last adjusted closing price.
[1]	- Net dividends.
[2]	- The "Date of Last Coupon" for New listings refers to the date company's stocks started to trade in Athex
[3]	- The Company Market Value is referred to the number of outstanding shares
[4]	- Sectors codification can be found in Appendix A
[5]	- The Market Value refers to the total number of shares listed (including their several classes) in the exchange by the company.
[6]	- P/E greater than 100
[7]	- Last view of the Order Book before the end of the trading session
[8]	- All Blocks Methods' Transactions Value are included.
4750	- Transfer to the Under Surveillance Category from 8/4/2011.
4887	- Transfer to the Surveillance Category as of 10/4/2012.
4912	- Transfer to the Surveillance Category as of 31/7/2012.
4918	- Suspension of trading as of 31/8/2012.
4955	- Transfer to the Surveillance Category as from 5/4/2013.
4957	- Transfer to the Surveillance Category as from 5/4/2013.
4958	- Transfer to the Surveillance Category as from 5/4/2013.
4959	- Transfer to the Surveillance Category as from 5/4/2013.
5093	- Transfer to the Surveillance Category as of 8/4/2015.
5112	- Transfer to the Surveillance Category as of 15/04/2016.
5115	- Transfer to the Surveillance Category as of 15/04/2016.
5141	- Transfer to the Surveillance Category as of 10/05/2017.
5153	- Suspension of trading as of 03/10/2017.
5160	- Transfer to the Surveillance Category as of 15/04/2016.
5162	- Transfer to the Under Supervision Category as of 21/12/2009.
5165	- Transfer to the Surveillance Category as of 15/02/2018.
5174	- Suspension of trading as of 02/05/2018.
5178	- Transfer to the Surveillance Category as of 11/05/2018.
5179	- Suspension of trading as of 25/05/2018.
5191	- Suspension of trading as of 02/10/2018.
5192	- Suspension of trading as of 02/10/2018.
5193	- Transfer to the Surveillance Category as of 25/10/2018.
5194	- Transfer to the Surveillance Category as of 25/10/2018.
5197	- Transfer to the Surveillance Category as of 07/11/2018.
5205	- Suspension of trading as of 02/05/2019.
5206	- Suspension of trading as of 02/05/2019.
5216	- Suspension of trading as of 01/10/2019.
5232	- Transfer to the Under Surveillance Category from 08/04/2011.
5233	- Suspension of trading as of 13/05/2020.
5241	- Suspension of trading as of 26/06/2020.
5243	- Suspension of trading as of 01/07/2020.
5245	- Transfer to the Surveillance Category as of 09/07/2020.
5246	- Transfer to the Surveillance Category as of 09/07/2020.
5248	- Transfer to the Surveillance Category as of 06/09/20116.
5253	- Transfer to the Surveillance Category as of 14/5/2021.
5255	- The 1,524 new (CR) shares, resulting from the share capital increase through a rights' issue, are not yet admitted to trading.

## Securities Blocks Details

Securities	Block Volume	Price	Block Trade Value	Time of approval	Note
EUROBANK HOLDINGS (CR)	2,123,098	0.850	1,804,633.30	10:56:00	20
ALPHA SERVICES HOLD (CR)	1,779,884	1.11	1,968,551.70	11:12:34	20
EUROBANK HOLDINGS (CR)	700,000	0.850	595,000.00	11:18:23	20
OPAP (CR)	50,000	13.07	653,500.00	13:20:10	20
OPAP (CR)	50,000	13.06	653,000.00	13:20:39	20
ELLAKTOR (CR)	2,881,880	1.70	4,899,196.00	13:26:52	20
ELLAKTOR (CR)	10,277,318	1.70	17,471,440.60	13:27:36	20
EUROBANK HOLDINGS (CR)	1,753,500	0.855	1,499,943.90	16:07:27	20
MYTILINEOS (CR)	36	15.96	574.56	16:22:09	18
OTE (CR)	50,000	15.28	764,000.00	16:26:22	20
EUROBANK HOLDINGS (CR)	1,500,000	0.853	1,280,100.00	16:29:19	20
ALPHA SERVICES HOLD (CR)	1,750,000	1.10	1,917,125.00	16:29:45	20
NATIONAL BANK (CR)	500,000	2.62	1,311,000.00	16:30:36	20
OPAP (CR)	100,000	13.02	1,302,000.00	16:48:14	20
ALPHA SERVICES HOLD (CR)	500,000	1.10	547,500.00	16:51:38	20
TERNA ENERGY (CR)	25,000	12.20	305,000.00	17:15:18	20

## Blocks Notes

9 - Method 6-1 / Special Fees

10 - Method 6-1 / Special Fees, SDS

14 - Method 6-3 / Settlement, Incomplete Buy and Sell

18 - Method 6-2 / SPOT 1

19 - Method 6-2 / SPOT 2

20 - Method 6-1 and Method 6-1 Same Day Settlement

21 - Other Pre-agreed

## Shares Rights Details

Occured date	Exercise from	Exercise until	Trading until	Rights	Price min	Price max	Closing price	Last Bid	Last Ask	Volume	Trades	Transactions Value
01/06/2021	04/06/2021	17/06/2021	14/06/2021	PIPEWORKS L. TZIRAKIAN PROFIL S.	---	---	---	---	---	---	---	---



---

Forced Sales Details

---

Securities	Category of Security	Transactions Volume	Number of Trades	Transactions Value	Note
------------	----------------------	------------------------	---------------------	-----------------------	------

---

No Forced Transactions.

---

---

Forced Sales Notes

---

- 1 - Compulsory Public Forced Sales
- 2 - Forced Sales of Fixed Registered Shares
- 3 - Forced Sales of Remaining Fractional Shares

## Exchange Traded Funds (ETFs) Characteristics

	Transactions Date (T)	Creation / Redemption	Units (T-1)	New Units (T-1)	Redemption Units (T-1)	Units (T) [1]	Fund Assets [2]	Net Unit Price	Dividend per Unit	Dividend Date
ALPHA ETF FTSE Athex Large Cap	17/06/2021	5,000	853,597	---	---	853,597	19,221,130.00	22.5178	0.81	01/07/2020

## ETFs Notes

[1] - Units (T) = Units (T-1) + New Units (T-1) - Redemption Units (T-1)

[2] - The Creation / Redemption Units of T-1 are included.

## Non Convertible Corporate Bonds - Regulated Market

Num Listed Bonds	Nominal price	Issue price	Today's Rate	Exp. Date	Duration (years)	Note	Coupon		Trading Unit	Corporate Bonds	Accrued Int.	Yield.T.Mat	Price min	Price max	Closing price	Previous closing price/date	Volume	Transactions Value	Last order		ear min	Year max		
							Common	Preferred											Price	Buy / Sell			Date	
20,529	1,000.00	1,000.00	4.95	26/06/2023	5	---	6	---	1	B&F COMM. & GARM. INDUS. S.A. (Non Convertible)	24.2000	4.5850	99.3999	99.3999	99.3999	98.5000	15/06/2021	2,000	2,036.40	98.5012	B	17/06/2021	92.1501	99.4900
90,000	1,000.00	1,000.00	3.00	11/05/2023	5	---	7	---	1	CORAL A.E. (Non Convertible)	3.5000	1.5920	---	---	---	102.3500	16/06/2021	---	---	100.8000	B	17/06/2021	101.5000	103.5000
120,000	1,000.00	1,000.00	3.95	04/04/2025	7	---	7	---	1	GEK TERNA S.A. (Non Convertible)	8.4486	2.1410	105.4500	105.5000	105.4583	105.4940	15/06/2021	120,000	127,563.83	105.1100	B	17/06/2021	103.3350	105.5000
200,000	1,000.00	1,000.00	3.60	12/03/2026	7	---	5	---	1	AEGEAN AIRLINES S.A. (Non Convertible)	10.2000	3.3400	---	---	---	99.9330	16/06/2021	---	---	99.6030	B	17/06/2021	93.1501	102.0000
100,000	1,000.00	1,000.00	2.70	25/05/2026	5	---	1	---	1	COSTAMARE PARTICIPATIONS PLC (Non Convertible)	2.1000	2.4010	101.3000	101.4000	101.3188	101.2860	16/06/2021	21,000	21,319.20	101.3000	B	17/06/2021	100.4000	101.9000
200,000	1,000.00	1,000.00	1.90	23/03/2028	7	---	1	---	1	MOTOR OIL CORINTH REFINERIES SA (Non Convertible)	4.8028	1.8120	100.3900	100.5200	100.4900	100.4000	16/06/2021	13,000	13,126.14	100.4000	B	17/06/2021	100.2357	100.9899
175,000	1,000.00	1,000.00	3.40	26/07/2024	5	---	4	---	1	ATTICA HOLDINGS S.A. (Non Convertible)	13.8833	3.7710	98.2002	98.5000	98.2598	98.5500	16/06/2021	42,000	41,852.22	98.4000	B	17/06/2021	90.0310	99.5000
39,892,816	1.00	1.00	5.00	04/10/2021	5	---	19	---	1	HOUSEMARKET S.A. (Non Convertible)	0.0107	1.0940	101.1000	101.1010	101.1001	101.3800	16/06/2021	9,990	10,206.73	99.0000	B	17/06/2021	101.1001	102.9900
150,000	1,000.00	1,000.00	2.60	22/10/2026	7	---	4	---	1	TERNA ENERGY FINANCE S.A. (Non Convertible)	4.4056	2.2080	100.9900	101.5000	101.4334	100.8000	16/06/2021	402,000	409,533.11	100.8701	B	17/06/2021	99.4000	103.0000
200,000	1,000.00	1,000.00	2.10	27/10/2027	7	---	2	---	1	O.P.A.P. S.A. (Non Convertible)	3.2667	1.7320	102.0000	102.4000	102.0000	102.0000	16/06/2021	53,000	54,241.13	101.8500	B	17/06/2021	99.3000	102.8500
320,000	1,000.00	1,000.00	3.40	21/07/2027	7	---	2	---	1	LAMDA DEVELOPMENT S.A. (Non Convertible)	14.3556	3.0000	101.5200	101.7000	101.5981	101.5000	16/06/2021	95,000	97,881.99	101.5000	B	17/06/2021	99.0100	101.9000
500,000	1,000.00	1,000.00	2.75	03/07/2027	7	---	2	---	1	GEK TERNA S.A. (Non Convertible)	12.9097	2.7810	99.3000	99.6000	99.4500	99.7820	16/06/2021	134,000	134,923.90	99.0110	B	17/06/2021	97.8574	99.8765

## Corporate Bonds Notes

Transactions Volume = (Pieces) \* (Nominal Price). Transactions Value = (Pieces) \* (Nominal Price) \* (price %) + (Accrued interest).

The price of a Bond is stated as a percentage (%) of Bond's Nominal Price.

Nominal Price in Euros (€), except if it is noted differently.

## Government Bonds

Number Listed Bonds	Nominal price	Today's Rate	Accrued Interest Calc	Exp. Date [1]	Duration (years)	Note	Coupons Date	Curr. coupon value	Trading Unit	Government Bonds	Price min	Price max	Closing price	Previous closing price/date	Volume	Transactions Value	Price	Last order Buy / Sell	Date
3,000,000	1,000.00	4.38	Actual/Actual	01/08/2022	5	---	01/08	4.38	1	GGB-FXD-010822-05Y-4.375-1.000	---	---	---	---	---	---	1.0000	B	28/11/2018
4,500,000	1,000.00	1.88	Actual/Actual	04/02/2035	15	---	04/02	1.88	1	GGB-FXD-040235-15Y-1.875-1.000	---	---	---	---	---	---	---	---	---
2,500,000	1,000.00	3.45	Actual/Actual	02/04/2024	5	---	02/04	3.45	1	GGB-FXD-020424-05Y-3.450-1.000	---	---	---	---	---	---	---	---	---
3,500,000	1,000.00	0.75	Actual/Actual	18/06/2031	10	---	18/06	0.75	1	GGB-FXD-180631-10Y-0.750-1.000	---	---	---	---	---	---	---	---	---
4,355,990,324	1.00	3.50	Actual/Actual	30/01/2023	5	---	01/02 - 31/01	3.50	1	GGB-FXD-300123-05Y-3.500-1.00	---	---	---	94.5720 13/07/2018	---	---	1.0000	B	28/11/2018
5,962,747,327	1.00	3.75	Actual/Actual	30/01/2028	10	---	/02 - 01/02 - 31/	3.75	1	GGB-FXD-300128-10Y-3.750-1.00	---	---	---	85.4610 13/07/2018	---	---	1.0000	B	28/11/2018
6,091,218,404	1.00	3.90	Actual/Actual	30/01/2033	15	---	/02 - 01/02 - 31/	3.90	1	GGB-FXD-300133-15Y-3.900-1.00	---	---	---	78.6730 13/07/2018	---	---	1.0000	B	28/11/2018
4,805,399,486	1.00	4.00	Actual/Actual	30/01/2037	19	---	/02 - 01/02 - 31/	4.00	1	GGB-FXD-300137-19Y-4.000-1.00	---	---	---	77.0370 13/07/2018	---	---	1.0000	B	28/11/2018
4,603,713,186	1.00	4.20	Actual/Actual	30/01/2042	24	---	/02 - 01/02 - 31/	4.20	1	GGB-FXD-300142-24Y-4.200-1.00	---	---	---	77.7640 13/07/2018	---	---	1.0000	B	28/11/2018
550,418,123	1.00	4.30	Actual/Actual	24/02/2023	11	---	24/02	4.30	1	GGB-FXD-240223-11Y-2.000-1.00	---	---	---	10.0000 22/06/2015	---	10.0000	B	11/07/2019	
445,007,576	1.00	4.30	Actual/Actual	24/02/2024	12	---	24/02	4.30	1	GGB-FXD-240224-12Y-2.000-1.00	---	---	---	10.0000 22/06/2015	---	---	---	---	
423,674,226	1.00	4.30	Actual/Actual	24/02/2025	13	---	24/02	4.30	1	GGB-FXD-240225-13Y-2.000-1.00	---	---	---	10.0000 22/06/2015	---	---	---	---	
212,292,153	1.00	4.30	Actual/Actual	24/02/2026	14	---	24/02	4.30	1	GGB-FXD-240226-14Y-2.000-1.00	---	---	---	10.0000 22/06/2015	---	---	---	---	
160,621,352	1.00	4.30	Actual/Actual	24/02/2027	15	---	24/02	4.30	1	GGB-FXD-240227-15Y-2.000-1.00	---	---	---	10.0000 22/06/2015	---	---	---	---	
183,244,055	1.00	4.30	Actual/Actual	24/02/2028	16	---	24/02	4.30	1	GGB-FXD-240228-16Y-2.000-1.00	---	---	---	10.0000 22/06/2015	---	---	---	---	
164,802,894	1.00	4.30	Actual/Actual	24/02/2029	17	---	24/02	4.30	1	GGB-FXD-240229-17Y-2.000-1.00	---	---	---	10.0000 22/06/2015	---	---	---	---	
165,460,943	1.00	4.30	Actual/Actual	24/02/2030	18	---	24/02	4.30	1	GGB-FXD-240230-18Y-2.000-1.00	---	---	---	10.0000 22/06/2015	---	---	---	---	
129,007,241	1.00	4.30	Actual/Actual	24/02/2031	19	---	24/02	4.30	1	GGB-FXD-240231-19Y-2.000-1.00	---	---	---	10.0000 22/06/2015	---	---	---	---	
126,192,683	1.00	4.30	Actual/Actual	24/02/2032	20	---	24/02	4.30	1	GGB-FXD-240232-20Y-2.000-1.00	---	---	---	10.0000 22/06/2015	---	---	---	---	
146,905,168	1.00	4.30	Actual/Actual	24/02/2033	21	---	24/02	4.30	1	GGB-FXD-240233-21Y-2.000-1.00	---	---	---	10.0000 22/06/2015	---	---	---	---	
154,475,606	1.00	4.30	Actual/Actual	24/02/2034	22	---	24/02	4.30	1	GGB-FXD-240234-22Y-2.000-1.00	---	---	---	10.0000 22/06/2015	---	---	---	---	
144,429,441	1.00	4.30	Actual/Actual	24/02/2035	23	---	24/02	4.30	1	GGB-FXD-240235-23Y-2.000-1.00	---	---	---	10.0000 22/06/2015	---	---	---	---	
166,211,676	1.00	4.30	Actual/Actual	24/02/2036	24	---	24/02	4.30	1	GGB-FXD-240236-24Y-2.000-1.00	---	---	---	10.0000 22/06/2015	---	---	---	---	
145,461,669	1.00	4.30	Actual/Actual	24/02/2037	25	---	24/02	4.30	1	GGB-FXD-240237-25Y-2.000-1.00	---	---	---	10.0000 22/06/2015	---	---	---	---	
146,941,087	1.00	4.30	Actual/Actual	24/02/2038	26	---	24/02	4.30	1	GGB-FXD-240238-26Y-2.000-1.00	---	---	---	10.0000 22/06/2015	---	---	---	---	
135,115,612	1.00	4.30	Actual/Actual	24/02/2039	27	---	24/02	4.30	1	GGB-FXD-240239-27Y-2.000-1.00	---	---	---	10.0000 22/06/2015	---	---	---	---	
141,909,637	1.00	4.30	Actual/Actual	24/02/2040	28	---	24/02	4.30	1	GGB-FXD-240240-28Y-2.000-1.00	---	---	---	10.0000 22/06/2015	---	---	---	---	
136,788,720	1.00	4.30	Actual/Actual	24/02/2041	29	---	24/02	4.30	1	GGB-FXD-240241-29Y-2.000-1.00	---	---	---	10.0000 22/06/2015	---	---	---	---	
163,643,410	1.00	4.30	Actual/Actual	24/02/2042	30	---	24/02	4.30	1	GGB-FXD-240242-30Y-2.000-1.00	---	---	---	10.0000 22/06/2015	---	---	---	---	
4,000,000	1,000.00	3.88	Actual/Actual	12/03/2029	10	---	12/03	3.88	1	GGB-FXD-120329-10Y-3.875-1.000	---	---	---	---	---	100.0000	B	15/10/2019	
3,000,000	1,000.00	0.00	Actual/Actual	12/02/2026	5	---	12/02	0.00	1	GGB-FXD-120226-05Y-0.000-1.000	---	---	---	---	---	---	---	---	
503,753	1,000.00	0.32	FLR Actual/360	16/09/2021	2	---	16/03 - 16/09	---	1	GGB-FLT-160921-02Y-0.319-1.000	---	---	---	---	---	---	---	---	
3,000,000	1,000.00	3.38	Actual/Actual	15/02/2025	7	---	15/02	3.38	1	GGB-FXD-150225-07Y-3.375-1.000	---	---	---	---	---	---	---	---	
250,250	1,000.00	2.90	Actual/Actual	20/03/2023	4	---	20/03	2.90	1	GGB-FXD-200323-04Y-2.900-1.000	---	---	---	---	---	---	---	---	

## Government Bonds Notes

Transactions Volume = (Pieces) \* (Nominal Price). Transactions Value = (Pieces) \* (Nominal Price) \* (price %) + (Accrued interest).

The Value of current coupon for the issues with NV 0.01 euro refers to NV 100 euros

FLR: Floating Interest Rate.

[1] - The Expiration Date of the interest bearing period and the Date for coupon payment.

## Government Bonds

Number Listed Bonds	Nominal price	Today's Rate	Accrued Interest Calc	Exp. Date [1]	Duration (years)	Note	Coupons Date	Curr. coupon value	Trading Unit	Government Bonds	Price min	Price max	Closing price	Previous closing price/date	Volume	Transactions Value	Price	Last order Buy / Sell	Date
964,000	1,000.00	3.25	Actual/Actual	20/03/2025	6	---	20/03	3.25	1	GGB-FXD-200325-06Y-3.250-1.000	---	---	---	---	---	---	---	---	---
2,100,000	1,000.00	3.55	Actual/Actual	20/03/2026	7	---	20/03	3.55	1	GGB-FXD-200326-07Y-3.550-1.000	---	---	---	---	---	---	---	---	---
5,500,000	1,000.00	1.50	Actual/Actual	18/06/2030	10	---	18/06	1.50	1	GGB-FXD-180630-10Y-1.500-1.000	---	---	---	---	---	---	---	---	---
5,364,250	1,000.00	3.25	Actual/Actual	20/03/2050	30	---	20/03	3.25	1	GGB-FXD-200350-30Y-3.250-1.000	---	---	---	---	---	---	---	---	---
2,000,000	1,000.00	2.00	Actual/Actual	22/04/2027	7	---	22/04	2.00	1	GGB-FXD-220427-07Y-2.000-1.000	---	---	---	---	---	---	99.9000	B	22/04/2020
2,500,000	1,000.00	1.88	Actual/Actual	23/07/2026	7	---	23/07	1.88	1	GGB-FXD-230726-07Y-1.875-1.000	---	---	---	---	---	---	---	---	---
2,500,000	1,000.00	1.88	Actual/Actual	24/01/2052	30	---	24/01	1.88	1	GGB-FXD-240152-30Y-1.875-1.000	---	---	---	---	---	---	---	---	---

## Government Bonds Notes

Transactions Volume = (Pieces) \* (Nominal Price). Transactions Value = (Pieces) \* (Nominal Price) \* (price %) + (Accrued interest).

The Value of current coupon for the issues with NV 0.01 euro refers to NV 100 euros

FLR: Floating Interest Rate.

[1] - The Expiration Date of the interest bearing period and the Date for coupon payment.

## Treasury Bills &amp; Zero Coupon Government Bonds

Issue Date	13-Week Maturity									26-Week Maturity							52-Week Maturity										
	Exp. Date	Initial Rate	Num Listed Bonds	Nominal price	Issue price	Last Trade Price	Last Trade Date	Volume Traded	Note	Exp. Date	Initial Rate	Num Listed Bonds	Nominal price	Issue price	Last Trade Price	Last Trade Date	Volume Traded	Note	Exp. Date	Initial Rate	Num Listed Bonds	Nominal price	Issue price	Last Trade Price	Last Trade Date	Volume Traded	Note
11/09/2020	---	---	---	---	---	---	---	---	---	---	---	---	---	---	---	---	---	---	10/09/2021	0.00	1,000,000	1,000.00	1,000.00	---	---	---	---
11/12/2020	---	---	---	---	---	---	---	---	---	---	---	---	---	---	---	---	---	---	10/12/2021	-0.26	1,000,000	1,000.00	1,002.60	---	---	---	---
12/03/2021	---	---	---	---	---	---	---	---	---	---	---	---	---	---	---	---	---	---	11/03/2022	-0.22	1,000,000	1,000.00	1,002.24	---	---	---	---

Bonds in Circulation	Currency / Min nominal traded Value	Coupons Payment Date	Current Coupon Value	Note	Coupon	Trading Unit	Issue Date	Duration (years)	Today's Interest	A.I.C in days	Bonds	Last price of previous days		Last Outcry in Cash (euro)			Trades in Pieces	Life min	Life Max
												Price	Buy / Sell	Date	Price	Buy / Sell			
<b>Corporate Bonds in Foreign Currency and Euro</b>																			
103,746	GBP / 10	01/12	0.25	---	62	1	01/12/1930	98	2.5	360	National Mortgage Bank	2.27	05/02/1996	2.27	S	05/02/1996	---	2.27	2.27
0	GBP / 10	01/12	0.25	---	64	1	01/12/1928	100	2.5	360	National Mortgage Bank	---	---	---	---	---	---	---	---

## Government Bonds Notes

A.I.C: Accrued Interest Calculation base.

FLR: Floating Interest Rate.

The minimum tradeable Nominal Value for all Demeterialised Government Titles is 100 Euros.

(μφρ-0)

## Athex &amp; ATHEXClear Members List

Member Name	Stock Market			Derivatives Market		ATHEXClear Member				
	Address	Phone	Fax	Market Member	Remote Member	Market Maker	Proprietary	Market Maker	General Clearing	Direct Clearing
A. SARRIS SECURITIES S.A.				a						
6, ΔΡΑΓΑΤΣΑΝΙΟΥ 6 ΑΘΗΝΑ	2103367700									
ΑΕΟΝIC SECURITIES C.I.F. P.L.C.				a	a					
, ΛΑΪΟΥ 6, ΓΡ. 301B, ANNA COURT	35725337600									
ALPHA BANK S.A.									a	
, ΣΤΑΔΙΟΥ 40 ΑΘΗΝΑ	2103260000									
ALPHA FINANCE INVESTMENT SERVICES SINGLE MEMBER SA				a		a	a	a		a
5, ΜΕΡΛΙΝ 5 ΑΘΗΝΑ	2103677400									
ARGUS STOCKBROKERS LTD				a	a		a			
25, 25 ΛΕΩΦΟΡΟΣ ΔΗΜΟΣΘΕΝΗ ΣΕΒΕΡΗ	0035722717000									
ATLANTIC SECURITIES LTD				a	a					
37, ΠΡΟΔΡΟΜΟΥ 37	0035722445400									
AXON SECURITIES S.A.				a			a			
48, ΣΤΑΔΙΟΥ 48 ΑΘΗΝΑ	2103363800									
BETA SECURITIES S.A.				a		a	a			a
29, Α.ΑΛΕΞΑΝΔΡΑΣ 29 ΑΘΗΝΑ	2106478930								a	
BNP PARIBAS SECURITIES SERVICES									a	
2, ΛΑΜΨΑΚΟΥ 2 ΑΘΗΝΑ	2107468500									
BOFA SECURITIES EUROPE SA				a	a					
, 112 AVENUE KL'BER 75116	+33 153655555									
CAPITAL SECURITIES S.A.				a			a			
58, ΜΗΤΡΟΠΟΛΕΩΣ 58 ΑΘΗΝΑ	2103369700									
CFS SECURITIES INVESTMENT SERVICES S.A.				a						
3, ΠΑΠΑΡΡΗΓΟΠΟΥΛΟΥ 3 ΑΘΗΝΑ	2103360800									
CITIGROUP GLOBAL MARKETS EUROPE AG				a	a					
16, REUTERWEG 16 FRANKFURT	+49 691366-0									
CITIGROUP GLOBAL MARKETS LIMITED				a						
1, 33 CANADA SQUARE - CANARY WHARF	+44 02079864000									
CREDIT SUISSE SECURITIES (EUROPE) LIMITED				a						
1, ONE CABOT SQUARE LONDON	+44 2078888888									
CREDIT SUISSE SECURITIES SOCIEDAD DE VALORES SA				a	a					
, CALLE AYALA 42, 3A PLANTA-B MADRID	+34917916000									
CYCLOS SECURITIES S.A.				a			a			
39, ΠΑΝΕΠΙΣΤΗΜΙΟΥ 39 ΑΘΗΝΑ	2103364300									
DEUTSCHE BANK S.A.					a					
1, GREAT WINCHESTER STREET LONDON	+44 20 754 54209	00441133361437								
DYNAMIC SECURITIES S.A.				a			a			a
, ΤΡΑΛΛΕΩΝ 2 & Α.ΣΥΓΓΡΟΥ 223 ΝΕΑ ΣΜΥΡΝΙ	2103677700									
EUROBANK EQUITIES INVESTMENT FIRM S.A				a		a	a	a		a
, ΦΙΛΕΛΛΗΝΩΝ 10 & ΞΕΝΟΦΩΝΤΟΣ 13 ΑΘΗΝΑ	2103720425									
EUROBANK S.A.									a	
, ΟΘΩΝΟΣ 8 ΑΘΗΝΑ	2103337000									
EUROCORP INVESTMENT SERVICES S.A.				a			a			a
14, ΠΛ.ΦΙΛΙΚΗΣ ΕΤΑΙΡΕΙΑΣ 14 ΑΘΗΝΑ	2107263600									
EUROTRUST INVESTMENT FIRM SA				a						
113, ΣΕΒΑΣΤΟΥΠΟΛΕΩΣ 113 ΑΘΗΝΑ	2103363100									
EUROXX SECURITIES S.A.				a		a	a	a		a
7, ΠΑΛΑΙΟΛΟΓΟΥ ΧΑΛΑΝΔΡΙ	(210)-6879400	(210)-6879401								
7, ΠΑΛΕΟΛΟΓΟΥ ΧΑΛΑΝΔΡΙ	+30 2106879400	210-6879401								
G. A. PERVANAS SECURITIES- INVESTMENT SERVICES S.A.				a						
7-9, ΣΟΦΟΚΛΕΟΥΣ 7-9 ΑΘΗΝΑ	2103727200									
GLOBAL CAPITAL SECURITIES & FINANCIAL SERVICES LTD				a	a					
50, ΛΑΡΧΙΕΠΙΣΚΟΠΟΥ ΜΑΚΑΡΙΟΥ Γ50	0035722710710									
HELLENIC AMERICAN SECURITIES S.A.				a		a	a			a
27, ΑΝΔΡΕΑ ΠΑΠΑΝΔΡΕΟΥ 27 ΜΑΡΟΥΣΙ	2103311100									
HELLENIC BANK (INVESTMENTS) LTD					a					
, ΑVE.KYΡΙΑΚΟΥ MATSI 31 - PO BOX 24747 NICOSIA	+357 22500100	357 22500110								
HSBC CONTINENTAL EUROPE									a	
109-111, Α.ΜΕΣΟΓΕΙΩΝ 109-111	2106960000									
INDEX SECURITIES S.A.				a						
6, ΔΡΑΓΑΤΣΑΝΙΟΥ 6 ΑΘΗΝΑ	2103213920									
J. CHR. MAVRIKIS SECURITIES S.A.				a						
5, ΣΟΦΟΚΛΕΟΥΣ 5 ΑΘΗΝΑ	2103216730									



## Athex &amp; ATHEXClear Members List

Member Name				Stock Market			Derivatives Market		ATHEXClear Member	
	Address	Phone	Fax	Market Member	Remote Member	Market Maker	Proprietary	Market Maker	General Clearing	Direct Clearing
KAPPA SECURITIES S.A.				a			a			
15, ΒΑΛΛΑΡΙΤΟΥ 15 ΑΘΗΝΑ	2103678600									
KARAMANOF SECURITIES & INVESTMENT SERVICES S.A.				a						
2, ΠΛ.ΑΓ.ΘΕΟΔΩΡΩΝ 2 ΑΘΗΝΑ	2103212947									
LAIKI FINANCIAL SERVICES LTD					a					
26, AVE. VYRONOS NICOSIA	357 22367367	357 22718567								
LEON DEPOLAS SECURITIES S.A.				a		a	a			
1, ΧΡΗΣΤΟΥ ΛΑΔΑ 1 ΑΘΗΝΑ	2103213276 -28									
MEGA EQUITY SECURITIES & FINANCIAL SERVICES PUBLIC LTD				a	a		a			
42-44, ΛΕΩΦ.ΓΡΙΒΑ ΔΙΓΓΕΝΗ 42-44	0035722711711									
MERIT SECURITIES S.A				a		a	a			a
5, ΣΟΦΟΚΛΕΟΥΣ 5 ΑΘΗΝΑ	2103671880									
MERRILL LYNCH INTERNATIONAL				a						
2, 2 KING EDWARD STREET LONDON	+44 20276281000									
N. CHRYSOCHOIDIS SECURITIES S.A.				a			a			a
7-9, ΣΟΦΟΚΛΕΟΥΣ 7-9 ΑΘΗΝΑ	2103213913									
NATIONAL BANK OF GREECE S.A.				a		a	a		a	
86, ΑΙΟΛΟΥ ΣΤΡ. ΑΘΗΝΑ	(210)-3341000	(210)-3228187								
68, ΑΚΑΔΙΜΙΑΣ ΣΤΡ. ΑΘΗΝΑ	(210)-3328817	(210)-3328678								
NATIONAL SECURITIES S.A.				a		a	a	a		
66, ΛΕΩΦ. ΚΗΦΙΣΙΑΣ 66 (ΚΤΗΡΙΟ Α) ΜΑΡΟΥΣΙ	2103328784									
NUNTIUS BROKERAGE AND INVESTMENT SERVICES S.A				a						
6, ΔΡΑΓΑΤΣΑΝΙΟΥ 6 ΑΘΗΝΑ	2103350599									
ONE PLUS CAPITAL LIMITED				a	a					
, 75 PRODROMOU AVENUE NICOSIA 1307	35722873760									
OPTIMA BANK S.A.				a		a	a	a	a	
32, ΑΙΓΙΑΛΕΙΑΣ 32 & ΠΑΡΑΔΕΙΣΟΥ ΜΑΡΟΥΣΙ	2108173111									
PANTELAKIS SECURITIES S.A.				a		a	a	a		
57, ΕΘΝΙΚΗΣ ΑΝΤΙΣΤΑΣΕΩΣ 57, ΚΤΙΡΙΟ Β CHALANDRI	2106965000									
PEGASUS SECURITIES S.A				a			a			
17, ΒΑΛΛΑΡΙΤΟΥ 17 & ΑΜΕΡΙΚΗΣ ΑΘΗΝΑ	2103670700									
PIRAEUS BANK S.A.				a			a		a	
, ΑΜΕΡΙΚΗΣ 4 ΑΘΗΝΑ	2103335000									
PIRAEUS SECURITIES S. A.				a		a	a	a		a
10, ΣΤΑΔΙΟΥ 10 ΑΘΗΝΑ	2103354100									
PROCHOICE SECURITIES LTD				a	a					
57, ΛΕΩΦ.ΣΠΥΡΟΥ ΚΥΠΡΙΑΝΟΥ 57, ΑΚΙΝΗΤΑ Φ	035724661192									
SHARELINK SECURITIES & FINANCIAL SERVICES LTD				a	a		a			
6, HOUSE-ΘΕΟΤΟΚΗ 6 ΜΕΓΑΡΟ ΕΛΜΗΝΑ	+357 22554200									
SOCIETE GENERALE S.A.				a	a		a			
, 17 COURS VALMY, CEDEX	+157290504									
SOLIDUS SECURITIES S.A				a			a			a
64, ΛΟΥΙΖΗΣ ΠΙΑΝΚΟΥΡ 64 ΑΘΗΝΑ	2106900600									
ST. EM. LAVRENTAKIS SECURITIES S.A.				a			a			
7-9, ΣΟΦΟΚΛΕΟΥΣ 7-9 ΑΘΗΝΑ	2103213336									
THE CYPRUS INVESTMENT & SECURITIES CORPORATION LTD				a	a					
154, ΛΕΩΦ. ΚΥΡΗΝΕΙΑΣ	0035722121700									
UBS EUROPE SE				a	a					
, OPERNTURM, BOCKENHEIMER LANDSTRASSE 2-4	496921790									
UBS LIMITED					a					
1, FINSBURY AVENUE LONDON	+44 2075687135									

## List of Stocks under Market Making operations

Securities	Stock Category
Market Maker	Start Market Making
<b>SPIROY AGRICULTURE SA (CR)</b>	Surveillance
EUROBANK EQUITIES INVESTMENT FIRM S.A	02/09/2019
<b>MLS MULTIMEDIA SA (CR)</b>	Suspension Status
PIRAEUS SECURITIES S. A.	01/08/2019
<b>ALPHA ETF FTSE Athex Large Cap</b>	Exchange Traded Funds (ETFs)
ALPHA FINANCE INVESTMENT SERVICES SINGLE MEMBER SA	02/01/1900
NATIONAL SECURITIES S.A.	02/01/1900
<b>ADMIE (IPTO) HOLDING S.A. (CR)</b>	Main Market
EUROBANK EQUITIES INVESTMENT FIRM S.A	24/05/2021
HELLENIC AMERICAN SECURITIES S.A.	09/03/2020
PIRAEUS SECURITIES S. A.	29/06/2017
<b>AEGEAN AIRLINES (CR)</b>	Main Market
EUROBANK EQUITIES INVESTMENT FIRM S.A	22/09/2020
<b>ALPHA SERVICES HOLD (CR)</b>	Main Market
ALPHA FINANCE INVESTMENT SERVICES SINGLE MEMBER SA	29/02/2016
EUROBANK EQUITIES INVESTMENT FIRM S.A	22/10/2006
HELLENIC AMERICAN SECURITIES S.A.	25/07/2014
LEON DEPOLAS SECURITIES S.A.	04/01/2016
MERIT SECURITIES S.A	03/09/2012
NATIONAL SECURITIES S.A.	02/01/1900
PIRAEUS SECURITIES S. A.	28/05/2009
<b>ANDROMEDA SA (CR)</b>	Main Market
BETA SECURITIES S.A.	15/02/2021
<b>AS COMPANY SA (CR)</b>	Main Market
EUROBANK EQUITIES INVESTMENT FIRM S.A	01/04/2019
<b>ATTICA BANK S.A. (CR)</b>	Main Market
EUROBANK EQUITIES INVESTMENT FIRM S.A	11/11/2019
EUROXX SECURITIES S.A.	22/01/2016
PIRAEUS SECURITIES S. A.	20/09/2017
<b>ATTICA HOLDINGS (CR)</b>	Main Market
HELLENIC AMERICAN SECURITIES S.A.	28/12/2017
<b>AUTOHELLAS SA (CR)</b>	Main Market
ALPHA FINANCE INVESTMENT SERVICES SINGLE MEMBER SA	01/07/2019
EUROXX SECURITIES S.A.	02/07/2018
<b>AVAX S.A. (CR)</b>	Main Market
EUROBANK EQUITIES INVESTMENT FIRM S.A	14/12/2015
PIRAEUS SECURITIES S. A.	01/02/2021
<b>AVE (CR)</b>	Main Market
EUROXX SECURITIES S.A.	05/06/2020
<b>BRIQ PROPERTIES (CR)</b>	Main Market
EUROBANK EQUITIES INVESTMENT FIRM S.A	09/09/2019
LEON DEPOLAS SECURITIES S.A.	22/02/2021
<b>BYTE COMPUTER SA (CR)</b>	Main Market
MERIT SECURITIES S.A	04/08/2008
<b>CC HBC AG (CR)</b>	Main Market
BETA SECURITIES S.A.	08/03/2021
NATIONAL SECURITIES S.A.	02/01/1900
PIRAEUS SECURITIES S. A.	04/05/2015
<b>CENERGY HOLDINGS (CB)</b>	Main Market
ALPHA FINANCE INVESTMENT SERVICES SINGLE MEMBER SA	02/01/2016
EUROBANK EQUITIES INVESTMENT FIRM S.A	02/01/2016
<b>CNL CAPITAL (CR)</b>	Main Market
MERIT SECURITIES S.A	01/10/2018
<b>EKTER SA (CR)</b>	Main Market
EUROBANK EQUITIES INVESTMENT FIRM S.A	16/10/2017
LEON DEPOLAS SECURITIES S.A.	21/05/2018
<b>ELASTRON (CR)</b>	Main Market
LEON DEPOLAS SECURITIES S.A.	20/02/2017
<b>ELLAKTOR (CR)</b>	Main Market
ALPHA FINANCE INVESTMENT SERVICES SINGLE MEMBER SA	18/03/2019
EUROBANK EQUITIES INVESTMENT FIRM S.A	01/06/2012
EUROXX SECURITIES S.A.	24/09/2018
NATIONAL SECURITIES S.A.	02/01/1900
PIRAEUS SECURITIES S. A.	22/10/2018
<b>ELTON SA (CR)</b>	Main Market
BETA SECURITIES S.A.	03/09/2012
LEON DEPOLAS SECURITIES S.A.	01/04/2019

## List of Stocks under Market Making operations

Securities	Stock Category
Market Maker	Start Market Making
<b>ELVALHALCOR (CR)</b>	Main Market
ALPHA FINANCE INVESTMENT SERVICES SINGLE MEMBER SA	07/05/2018
EUROBANK EQUITIES INVESTMENT FIRM S.A	07/05/2018
<b>ELVE SA (CR)</b>	Main Market
LEON DEPOLAS SECURITIES S.A.	02/11/2020
<b>ENTERSOFT (CR)</b>	Main Market
EUROBANK EQUITIES INVESTMENT FIRM S.A	22/06/2020
<b>EUROBANK HOLDINGS (CR)</b>	Main Market
ALPHA FINANCE INVESTMENT SERVICES SINGLE MEMBER SA	09/01/2006
EUROBANK EQUITIES INVESTMENT FIRM S.A	01/06/2012
HELLENIC AMERICAN SECURITIES S.A.	25/07/2014
LEON DEPOLAS SECURITIES S.A.	30/11/2018
MERIT SECURITIES S.A	06/11/2017
NATIONAL SECURITIES S.A.	02/01/1900
PIRAEUS SECURITIES S. A.	28/09/2009
<b>EUROPEAN RELIANCE INSUR. (CR)</b>	Main Market
BETA SECURITIES S.A.	27/07/2020
PANTELAKIS SECURITIES S.A.	15/07/2019
<b>EYDAP S.A. (CR)</b>	Main Market
ALPHA FINANCE INVESTMENT SERVICES SINGLE MEMBER SA	27/01/2020
EUROBANK EQUITIES INVESTMENT FIRM S.A	10/06/2019
<b>FOURLIS (CR)</b>	Main Market
EUROBANK EQUITIES INVESTMENT FIRM S.A	01/12/2016
PIRAEUS SECURITIES S. A.	06/03/2017
<b>GEK TERNA (CR)</b>	Main Market
BETA SECURITIES S.A.	08/03/2021
EUROBANK EQUITIES INVESTMENT FIRM S.A	24/05/2021
PIRAEUS SECURITIES S. A.	29/08/2019
<b>GR. SARANTIS S.A. (CR)</b>	Main Market
BETA SECURITIES S.A.	14/05/2012
EUROBANK EQUITIES INVESTMENT FIRM S.A	24/10/2016
<b>HELLENIC EXCHANGES-A.S.E. (CR)</b>	Main Market
HELLENIC AMERICAN SECURITIES S.A.	01/09/2014
NATIONAL SECURITIES S.A.	02/01/1900
PIRAEUS SECURITIES S. A.	04/05/2015
<b>HELLENIC PETROLEUM (CR)</b>	Main Market
HELLENIC AMERICAN SECURITIES S.A.	14/09/2015
PIRAEUS SECURITIES S. A.	20/03/2017
<b>IDEAL GROUP SA (CR)</b>	Main Market
EUROBANK EQUITIES INVESTMENT FIRM S.A	07/06/2021
PIRAEUS SECURITIES S. A.	07/06/2021
<b>IKTINOS HELLAS SA (CR)</b>	Main Market
ALPHA FINANCE INVESTMENT SERVICES SINGLE MEMBER SA	01/04/2019
EUROBANK EQUITIES INVESTMENT FIRM S.A	25/02/2019
NATIONAL SECURITIES S.A.	02/01/1900
<b>INTERCONTINENTAL (CR)</b>	Main Market
LEON DEPOLAS SECURITIES S.A.	03/06/2019
<b>INTRACOM HOLDINGS (CR)</b>	Main Market
LEON DEPOLAS SECURITIES S.A.	08/10/2018
<b>JUMBO SA (CR)</b>	Main Market
BETA SECURITIES S.A.	01/02/2021
EUROBANK EQUITIES INVESTMENT FIRM S.A	25/05/2020
MERIT SECURITIES S.A	06/11/2017
PIRAEUS SECURITIES S. A.	06/03/2017
<b>KARAMOLEGOS SA (CR)</b>	Main Market
EUROXX SECURITIES S.A.	04/10/2019
<b>KLOUKINAS - LAPPAS SA (CR)</b>	Main Market
BETA SECURITIES S.A.	22/09/2014
<b>KRI-KRI S.A. (CR)</b>	Main Market
EUROBANK EQUITIES INVESTMENT FIRM S.A	07/05/2018
LEON DEPOLAS SECURITIES S.A.	16/01/2017
<b>LAMDA DEVELOPMENT SA (CR)</b>	Main Market
EUROBANK EQUITIES INVESTMENT FIRM S.A	08/12/2014
PANTELAKIS SECURITIES S.A.	06/11/2017
PIRAEUS SECURITIES S. A.	29/06/2017
<b>LAMPSA HOTEL SA (CR)</b>	Main Market
LEON DEPOLAS SECURITIES S.A.	16/01/2017

## List of Stocks under Market Making operations

Securities	Stock Category
Market Maker	Start Market Making
<b>MARFIN INVESTMENT GROUP (CR)</b>	<b>Main Market</b>
EUROBANK EQUITIES INVESTMENT FIRM S.A	23/03/2015
PIRAEUS SECURITIES S. A.	02/02/2009
<b>MOTOR OIL (CR)</b>	<b>Main Market</b>
BETA SECURITIES S.A.	08/03/2021
EUROBANK EQUITIES INVESTMENT FIRM S.A	22/10/2006
HELLENIC AMERICAN SECURITIES S.A.	01/09/2014
LEON DEPOLAS SECURITIES S.A.	01/04/2019
MERIT SECURITIES S.A	25/02/2019
NATIONAL SECURITIES S.A.	02/01/1900
PIRAEUS SECURITIES S. A.	04/05/2015
<b>MYTILINEOS (CR)</b>	<b>Main Market</b>
ALPHA FINANCE INVESTMENT SERVICES SINGLE MEMBER SA	15/04/2019
EUROBANK EQUITIES INVESTMENT FIRM S.A	20/09/2017
MERIT SECURITIES S.A	25/02/2019
NATIONAL SECURITIES S.A.	02/01/1900
PIRAEUS SECURITIES S. A.	04/05/2015
<b>NATIONAL BANK (CR)</b>	<b>Main Market</b>
ALPHA FINANCE INVESTMENT SERVICES SINGLE MEMBER SA	09/01/2006
BETA SECURITIES S.A.	01/02/2021
EUROBANK EQUITIES INVESTMENT FIRM S.A	22/10/2006
HELLENIC AMERICAN SECURITIES S.A.	25/07/2014
LEON DEPOLAS SECURITIES S.A.	20/05/2015
MERIT SECURITIES S.A	03/09/2012
NATIONAL SECURITIES S.A.	02/01/1900
PIRAEUS SECURITIES S. A.	08/09/2008
<b>OPAP (CR)</b>	<b>Main Market</b>
ALPHA FINANCE INVESTMENT SERVICES SINGLE MEMBER SA	09/01/2006
EUROBANK EQUITIES INVESTMENT FIRM S.A	22/10/2006
HELLENIC AMERICAN SECURITIES S.A.	25/07/2014
MERIT SECURITIES S.A	20/03/2017
NATIONAL SECURITIES S.A.	02/01/1900
PIRAEUS SECURITIES S. A.	04/05/2015
<b>OTE (CR)</b>	<b>Main Market</b>
ALPHA FINANCE INVESTMENT SERVICES SINGLE MEMBER SA	09/01/2006
EUROBANK EQUITIES INVESTMENT FIRM S.A	22/10/2006
HELLENIC AMERICAN SECURITIES S.A.	25/07/2014
LEON DEPOLAS SECURITIES S.A.	20/04/2015
MERIT SECURITIES S.A	20/03/2017
NATIONAL SECURITIES S.A.	02/01/1900
PIRAEUS SECURITIES S. A.	08/09/2008
<b>P.P.A. S.A. (CR)</b>	<b>Main Market</b>
EUROBANK EQUITIES INVESTMENT FIRM S.A	06/02/2019
<b>PAPOUTSANIS (CR)</b>	<b>Main Market</b>
ALPHA FINANCE INVESTMENT SERVICES SINGLE MEMBER SA	19/11/2018
BETA SECURITIES S.A.	25/11/2013
<b>PETROPOULOS PETROS (CR)</b>	<b>Main Market</b>
EUROBANK EQUITIES INVESTMENT FIRM S.A	01/04/2019
PANTELAKIS SECURITIES S.A.	16/03/2020
<b>PIRAEUS FINANCIAL HOLD (CR)</b>	<b>Main Market</b>
ALPHA FINANCE INVESTMENT SERVICES SINGLE MEMBER SA	15/04/2019
EUROBANK EQUITIES INVESTMENT FIRM S.A	22/10/2006
EUROXX SECURITIES S.A.	15/02/2016
HELLENIC AMERICAN SECURITIES S.A.	25/07/2014
LEON DEPOLAS SECURITIES S.A.	30/11/2018
MERIT SECURITIES S.A	16/09/2013
NATIONAL SECURITIES S.A.	02/01/1900
PIRAEUS SECURITIES S. A.	16/02/2009
<b>PLAISIO COMPUTERS SA (CR)</b>	<b>Main Market</b>
EUROBANK EQUITIES INVESTMENT FIRM S.A	02/03/2015
<b>PPC (CR)</b>	<b>Main Market</b>
ALPHA FINANCE INVESTMENT SERVICES SINGLE MEMBER SA	09/01/2006
BETA SECURITIES S.A.	01/02/2021
EUROBANK EQUITIES INVESTMENT FIRM S.A	22/10/2006
HELLENIC AMERICAN SECURITIES S.A.	01/09/2014
MERIT SECURITIES S.A	06/11/2017
NATIONAL SECURITIES S.A.	02/01/1900
PIRAEUS SECURITIES S. A.	28/09/2009

List of Stocks under Market Making operations

Securities	Market Maker	Start Market Making	Stock Category
<b>PREMIA (CR)</b>			Main Market
	BETA SECURITIES S.A.	01/06/2021	
<b>PROFILE SA (CR)</b>			Main Market
	PANTELAKIS SECURITIES S.A.	01/07/2019	
<b>QUEST HOLDINGS (CR)</b>			Main Market
	BETA SECURITIES S.A.	26/03/2018	
	EUROBANK EQUITIES INVESTMENT FIRM S.A	28/01/2019	
<b>TERNA ENERGY (CR)</b>			Main Market
	BETA SECURITIES S.A.	08/03/2021	
	EUROBANK EQUITIES INVESTMENT FIRM S.A	24/05/2021	
	PIRAEUS SECURITIES S. A.	09/12/2019	
<b>THRACE PLASTICS SA (CR)</b>			Main Market
	ALPHA FINANCE INVESTMENT SERVICES SINGLE MEMBER SA	26/03/2018	
	EUROBANK EQUITIES INVESTMENT FIRM S.A	26/03/2018	
<b>TITAN CEMENT (CB)</b>			Main Market
	BETA SECURITIES S.A.	01/02/2021	
	EUROBANK EQUITIES INVESTMENT FIRM S.A	06/11/2019	
	PIRAEUS SECURITIES S. A.	18/01/2021	
<b>UNIBIOS (CR)</b>			Main Market
	LEON DEPOLAS SECURITIES S.A.	01/02/2021	
<b>VIOHALCO SA/NV (CB)</b>			Main Market
	ALPHA FINANCE INVESTMENT SERVICES SINGLE MEMBER SA	11/03/2008	
	EUROBANK EQUITIES INVESTMENT FIRM S.A	04/03/2014	
	MERIT SECURITIES S.A	17/03/2014	

Underlying Asset				Derivatives Market													
Price max	Price min	Closing price	change	Delivery Month	Open price	Price max	Price min	Last price	Closing price	Last Bid	Last Ask	Fixing price*	Life high	Life low	Trades	Volume	Open Interest
<b>FTSE/Athex Large Cap</b>																	
2,221.86	2,203.93	2,216.02	0.30%	June 2021	2,210.50	2,222.00	2,200.50	2,216.00	2,216.00	---	---		2,254.50	---	86	982	1,510
				July 2021	2,188.00	2,191.25	2,165.25	2,189.00	2,189.00	---	---		2,230.00	---	154	1,280	4,703
				August 2021	2,168.75	2,190.00	2,167.25	2,190.00	2,190.00	---	---		2,207.25	---	10	102	40
				September 2021	---	---	---	---	2,220.75	---	---		---	---	---	---	---
				December 2021	---	---	---	---	2,232.00	---	---		---	---	---	---	---
				March 2022	---	---	---	---	2,243.25	---	---		---	---	---	---	---

(Trade Unit: 1 Index Point x 2€, Cash Settlement)

Derivatives notes

Fixing prices and final open positions can be retrieved from the following path <http://www.helex.gr/el/web/guest/statistics-end-of-day-derivatives>

Underlying Asset				Derivatives Market													
Price max	Price min	Closing price	change	Delivery Month	Open price	Price max	Price min	Last price	Closing price	Last Bid	Last Ask	Fixing price*	Life high	Life low	Trades	Volume	Open Interest
2.73	2.685	2.71	0.74%	(Contract Size: 100 Securities, Physical Delivery)													
				June 2021	2.67	2.71	2.67	2.71	2.71	---	---	---	2.90	---	77	895	3,030
				September 2021	2.63	2.68	2.61	2.66	2.66	---	---	---	2.73	---	49	751	6,717
				December 2021	---	---	---	---	2.72	---	---	---	---	---	---	---	---
				March 2022	---	---	---	---	2.73	---	---	---	---	---	---	---	---
1.12	1.065	1.1155	-0.84%	(Contract Size: 100 Securities, Physical Delivery)													
				June 2021	1.10	1.11	1.07	1.11	1.11	---	---	---	1.39	---	139	3,713	18,188
				September 2021	1.07	1.07	1.04	1.07	1.07	---	---	---	1.35	---	156	3,966	17,559
				December 2021	---	---	---	---	1.14	---	---	---	---	---	---	---	---
				March 2022	---	---	---	---	1.14	---	---	---	---	---	---	---	---
0.184	0.1772	0.184	4.66%	(Contract Size: 100 Securities, Physical Delivery)													
				June 2021	0.176	0.180	0.164	0.180	0.180	---	---	---	0.282	---	10	549	246
				September 2021	0.174	0.177	0.161	0.177	0.177	---	---	---	0.225	---	8	543	151
				December 2021	---	---	---	---	0.178	---	---	---	---	---	---	---	---
				March 2022	---	---	---	---	0.178	---	---	---	---	---	---	---	---
31.22	30.7	30.75	-0.77%	(Contract Size: 100 Securities, Physical Delivery)													
				June 2021	30.99	30.99	30.75	30.80	30.80	---	---	---	30.99	---	5	16	70
				September 2021	30.33	30.33	29.91	30.21	30.21	---	---	---	30.46	---	8	23	72
				December 2021	---	---	---	---	31.31	---	---	---	---	---	---	---	---
				March 2022	---	---	---	---	31.46	---	---	---	---	---	---	---	---
2.685	2.63	2.655	0.00%	(Contract Size: 100 Securities, Physical Delivery)													
				June 2021	2.66	2.67	2.63	2.65	2.65	---	---	---	2.91	---	57	3,082	3,221
				September 2021	2.68	2.69	2.65	2.69	2.69	---	---	---	2.86	---	28	2,979	6,968
				December 2021	---	---	---	---	2.68	---	---	---	---	---	---	---	---
				March 2022	---	---	---	---	2.70	---	---	---	---	---	---	---	---
1.6	1.522	1.532	0.46%	(Contract Size: 100 Securities, Physical Delivery)													
				June 2021	1.53	1.61	1.53	1.55	1.55	---	---	---	1.68	---	96	1,192	2,576
				September 2021	1.48	1.53	1.45	1.47	1.47	---	---	---	1.62	---	140	1,178	6,286
				December 2021	---	---	---	---	1.54	---	---	---	---	---	---	---	---
				March 2022	---	---	---	---	1.55	---	---	---	---	---	---	---	---
0.8604	0.848	0.8532	0.38%	(Contract Size: 100 Securities, Physical Delivery)													
				June 2021	0.850	0.859	0.847	0.855	0.855	---	---	---	0.869	---	135	9,444	23,538
				September 2021	0.847	0.861	0.846	0.852	0.852	---	---	---	0.867	---	131	8,815	23,338
				December 2021	---	---	---	---	0.859	---	---	---	---	---	---	---	---
				March 2022	---	---	---	---	0.863	---	---	---	---	---	---	---	---

Derivatives notes

Fixing prices and final open positions can be retrieved from the following path <http://www.helex.gr/el/web/guest/statistics-end-of-day-derivatives>

Underlying Asset				Derivatives Market													
Price max	Price min	Closing price	change	Delivery Month	Open price	Price max	Price min	Last price	Closing price	Last Bid	Last Ask	Fixing price*	Life high	Life low	Trades	Volume	Open Interest
<b>EYDAP S.A. (CR)</b>				(Contract Size: 100 Securities, Physical Delivery)													
8.84	8.65	8.78	1.04%	June 2021	8.70	8.79	8.64	8.77	8.77	---	---	---	9.27	---	69	417	423
				September 2021	8.43	8.56	8.39	8.48	8.48	---	---	---	8.88	---	21	290	700
				December 2021	---	---	---	---	8.78	---	---	---	---	---	---	---	---
				March 2022	---	---	---	---	8.82	---	---	---	---	---	---	---	---
<b>FOURLIS (CR)</b>				(Contract Size: 100 Securities, Physical Delivery)													
4.445	4.375	4.435	0.00%	June 2021	4.44	4.44	4.44	4.44	4.44	---	---	---	4.76	---	5	96	504
				September 2021	4.48	4.48	4.43	4.48	4.48	---	---	---	4.58	---	6	101	913
				December 2021	---	---	---	---	4.48	---	---	---	---	---	---	---	---
				March 2022	---	---	---	---	4.50	---	---	---	---	---	---	---	---
<b>GEK TERNA (CR)</b>				(Contract Size: 100 Securities, Physical Delivery)													
9.74	9.66	9.68	-0.10%	June 2021	9.72	9.74	9.67	9.71	9.71	---	---	---	10.57	---	59	1,102	2,687
				September 2021	9.72	9.82	9.71	9.78	9.78	---	---	---	10.22	---	74	1,103	6,564
				December 2021	---	---	---	---	9.79	---	---	---	---	---	---	---	---
				March 2022	---	---	---	---	9.84	---	---	---	---	---	---	---	---
<b>HELLENIC EXCHANGES-A.S.E. (CR)</b>				(Contract Size: 100 Securities, Physical Delivery)													
4.32	4.24	4.26	-0.93%	June 2021	4.24	4.30	4.23	4.28	4.28	---	---	---	4.31	---	50	571	1,347
				September 2021	4.26	4.34	4.26	4.32	4.32	---	---	---	4.34	---	29	448	1,105
				December 2021	---	---	---	---	4.34	---	---	---	---	---	---	---	---
				March 2022	---	---	---	---	4.37	---	---	---	---	---	---	---	---
<b>HELLENIC PETROLEUM (CR)</b>				(Contract Size: 100 Securities, Physical Delivery)													
6.56	6.41	6.56	0.92%	June 2021	6.46	6.54	6.45	6.54	6.54	---	---	---	6.59	---	21	87	478
				September 2021	6.44	6.49	6.40	6.44	6.44	---	---	---	6.59	---	14	67	1,815
				December 2021	---	---	---	---	6.57	---	---	---	---	---	---	---	---
				March 2022	---	---	---	---	6.60	---	---	---	---	---	---	---	---
<b>INTRACOM HOLDINGS (CR)</b>				(Contract Size: 100 Securities, Physical Delivery)													
1.57	1.526	1.548	-1.02%	June 2021	1.56	1.56	1.53	1.55	1.55	---	---	---	1.69	---	46	672	1,734
				September 2021	1.56	1.57	1.55	1.55	1.55	---	---	---	1.69	---	27	538	2,617
				December 2021	---	---	---	---	1.58	---	---	---	---	---	---	---	---
				March 2022	---	---	---	---	1.59	---	---	---	---	---	---	---	---
<b>JUMBO SA (CR)</b>				(Contract Size: 100 Securities, Physical Delivery)													
15.13	14.8	14.8	-1.20%	June 2021	15.08	15.08	14.58	14.80	14.80	---	---	---	16.90	---	39	207	789
				September 2021	14.67	14.78	14.36	14.44	14.44	---	---	---	15.77	---	54	251	1,272
				December 2021	---	---	---	---	15.13	---	---	---	---	---	---	---	---
				March 2022	---	---	---	---	15.21	---	---	---	---	---	---	---	---

Derivatives notes

Fixing prices and final open positions can be retrieved from the following path <http://www.helex.gr/el/web/guest/statistics-end-of-day-derivatives>



Underlying Asset				Derivatives Market													
Price max	Price min	Closing price	change	Delivery Month	Open price	Price max	Price min	Last price	Closing price	Last Bid	Last Ask	Fixing price*	Life high	Life low	Trades	Volume	Open Interest
<b>LAMDA DEVELOPMENT SA (CR)</b>				(Contract Size: 100 Securities, Physical Delivery)													
7.67	7.54	7.67	2.81%	June 2021	7.53	7.65	7.52	7.64	7.64	---	---	---	7.85	---	83	851	1,472
				September 2021	7.66	7.73	7.62	7.65	7.65	---	---	---	7.88	---	108	898	5,528
				December 2021	---	---	---	---	7.54	---	---	---	---	---	---	---	---
				March 2022	---	---	---	---	7.57	---	---	---	---	---	---	---	---
<b>MARFIN INVESTMENT GROUP (CR)</b>				(Contract Size: 100 Securities, Physical Delivery)													
0.0248	0.0241	0.0241	0.00%	June 2021	0.024	0.024	0.023	0.024	0.024	---	---	---	0.037	---	50	12,313	25,320
				September 2021	0.025	0.027	0.024	0.027	0.027	---	---	---	0.027	---	28	8,067	18,056
				December 2021	---	---	---	---	0.024	---	---	---	---	---	---	---	---
				March 2022	---	---	---	---	0.024	---	---	---	---	---	---	---	---
<b>MOTOR OIL (CR)</b>				(Contract Size: 100 Securities, Physical Delivery)													
15.03	14.47	14.94	1.77%	June 2021	14.68	14.90	14.50	14.90	14.90	---	---	---	14.98	---	88	629	1,115
				September 2021	14.77	15.10	14.60	15.10	15.10	---	---	---	15.10	---	53	449	2,131
				December 2021	---	---	---	---	14.83	---	---	---	---	---	---	---	---
				March 2022	---	---	---	---	14.90	---	---	---	---	---	---	---	---
<b>MYTILINEOS (CR)</b>				(Contract Size: 100 Securities, Physical Delivery)													
15.94	15.62	15.9	1.73%	June 2021	15.93	15.93	15.77	15.86	15.86	---	---	---	15.93	---	49	160	2,987
				September 2021	15.40	15.70	15.40	15.65	15.65	---	---	---	15.70	---	52	210	5,880
				December 2021	---	---	---	---	15.79	---	---	---	---	---	---	---	---
				March 2022	---	---	---	---	15.87	---	---	---	---	---	---	---	---
<b>NATIONAL BANK (CR)</b>				(Contract Size: 100 Securities, Physical Delivery)													
2.644	2.591	2.63	1.15%	June 2021	2.61	2.64	2.60	2.63	2.63	---	---	---	2.78	---	147	6,295	16,631
				September 2021	2.59	2.65	2.59	2.64	2.64	---	---	---	2.75	---	257	9,599	19,326
				December 2021	---	---	---	---	2.63	---	---	---	---	---	---	---	---
				March 2022	---	---	---	---	2.64	---	---	---	---	---	---	---	---
<b>OPAP (CR)</b>				(Contract Size: 100 Securities, Physical Delivery)													
13.2	12.98	13	-0.54%	June 2021	13.07	13.10	13.00	13.00	13.00	---	---	---	13.77	---	30	231	623
				September 2021	12.69	12.73	12.47	12.59	12.59	---	---	---	13.34	---	33	213	987
				December 2021	---	---	---	---	13.20	---	---	---	---	---	---	---	---
				March 2022	---	---	---	---	13.27	---	---	---	---	---	---	---	---
<b>OTE (CR)</b>				(Contract Size: 100 Securities, Physical Delivery)													
15.32	15.155	15.32	0.99%	June 2021	15.19	15.31	15.19	15.31	15.31	---	---	---	15.31	---	61	543	2,134
				September 2021	14.64	14.74	14.64	14.72	14.72	---	---	---	14.79	---	23	337	2,775
				December 2021	---	---	---	---	15.33	---	---	---	---	---	---	---	---
				March 2022	---	---	---	---	15.40	---	---	---	---	---	---	---	---

Derivatives notes

Fixing prices and final open positions can be retrieved from the following path <http://www.helex.gr/el/web/guest/statistics-end-of-day-derivatives>

Underlying Asset				Derivatives Market													
Price max	Price min	Closing price	change	Delivery Month	Open price	Price max	Price min	Last price	Closing price	Last Bid	Last Ask	Fixing price*	Life high	Life low	Trades	Volume	Open Interest
<b>P.P.A. S.A. (CR)</b>				(Contract Size: 100 Securities, Physical Delivery)													
20.1	19.84	19.88	-0.60%	June 2021	20.00	20.00	20.00	20.00	20.00	---	---	---	22.29	---	1	5	76
				September 2021	19.80	19.80	19.80	19.80	19.80	---	---	---	21.43	---	1	5	360
				December 2021	---	---	---	---	20.20	---	---	---	---	---	---	---	---
				March 2022	---	---	---	---	20.31	---	---	---	---	---	---	---	---
<b>PIRAEUS FINANCIAL HOLD (CR)</b>				(Contract Size: 6 Securities, Physical Delivery)													
1.551	1.513	1.54	0.98%	June 2021	1.53	1.55	1.52	1.54	1.54	---	---	---	3.12	---	253	31,774	227,301
				September 2021	1.53	1.56	1.52	1.55	1.55	---	---	---	1.77	---	221	25,158	248,589
				December 2021	---	---	---	---	1.54	---	---	---	1.79	---	---	---	23
				March 2022	---	---	---	---	1.55	---	---	---	---	---	---	---	---
<b>PPC (CR)</b>				(Contract Size: 100 Securities, Physical Delivery)													
9.2	9.02	9.195	0.49%	June 2021	9.14	9.17	9.02	9.17	9.17	---	---	---	9.93	---	148	2,701	7,901
				September 2021	9.14	9.17	9.02	9.15	9.15	---	---	---	9.47	---	113	2,121	17,389
				December 2021	---	---	---	---	9.24	---	---	---	---	---	---	---	---
				March 2022	---	---	---	---	9.29	---	---	---	---	---	---	---	---
<b>TERNA ENERGY (CR)</b>				(Contract Size: 100 Securities, Physical Delivery)													
12.32	12.06	12.06	-2.27%	June 2021	12.29	12.30	12.09	12.09	12.09	---	---	---	13.44	---	37	181	1,085
				September 2021	12.23	12.24	12.05	12.05	12.05	---	---	---	12.85	---	35	249	1,967
				December 2021	---	---	---	---	12.47	---	---	---	---	---	---	---	---
				March 2022	---	---	---	---	12.53	---	---	---	---	---	---	---	---
<b>TITAN CEMENT (CB)</b>				(Contract Size: 102 Securities, Physical Delivery)													
17.2	16.9	17.12	1.66%	June 2021	16.88	17.15	16.88	17.00	17.00	---	---	---	18.00	---	26	94	403
				September 2021	17.00	17.09	17.00	17.04	17.04	---	---	---	17.38	---	5	22	679
				December 2021	---	---	---	---	17.01	---	---	---	---	---	---	---	---
				March 2022	---	---	---	---	17.10	---	---	---	---	---	---	---	---
<b>VIOHALCO SA/NV (CB)</b>				(Contract Size: 100 Securities, Physical Delivery)													
4.74	4.65	4.67	-0.85%	June 2021	4.70	4.72	4.65	4.71	4.71	---	---	---	5.26	---	51	737	3,018
				September 2021	4.74	4.76	4.69	4.72	4.72	---	---	---	4.89	---	31	689	6,891
				December 2021	---	---	---	---	4.76	---	---	---	---	---	---	---	---
				March 2022	---	---	---	---	4.78	---	---	---	---	---	---	---	---

Derivatives notes

Fixing prices and final open positions can be retrieved from the following path <http://www.helex.gr/el/web/guest/statistics-end-of-day-derivatives>

FTSE/Athex Large Cap

(Trade Unit: 1 Index Point x 2€ - Exercise Style: European, Cash Settlement)

Call Options																Put Options																	
Exercise Price	June 2021							July 2021							Other Months		June 2021							July 2021							Other Months		Exercise Price
	Open price	Price max	Price min	Last price	Closing price	Volume	Open Interest	Open price	Price max	Price min	Last price	Closing price	Volume	Open Interest	Volume	Open Interest	Open price	Price max	Price min	Last price	Closing price	Volume	Open Interest	Open price	Price max	Price min	Last price	Closing price	Volume	Open Interest	Volume	Open Interest	
1,200	0.00	0.00	0.00	-	1,012.00	-	-	-	-	-	-	-	-	-	-	0.00	0.00	0.00	-	0.01	-	-	-	-	-	-	-	-	-	-	-	1,200	
1,225	0.00	0.00	0.00	-	987.00	-	-	-	-	-	-	-	-	-	-	0.00	0.00	0.00	-	0.01	-	-	-	-	-	-	-	-	-	-	-	1,225	
1,250	0.00	0.00	0.00	-	962.00	-	-	-	-	-	-	-	-	-	-	0.00	0.00	0.00	-	0.01	-	-	-	-	-	-	-	-	-	-	-	1,250	
1,275	0.00	0.00	0.00	-	937.00	-	-	-	-	-	-	-	-	-	-	0.00	0.00	0.00	-	0.01	-	-	-	-	-	-	-	-	-	-	-	1,275	
1,300	0.00	0.00	0.00	-	912.00	-	-	-	-	-	-	-	-	-	-	0.00	0.00	0.00	-	0.01	-	-	-	-	-	-	-	-	-	-	-	1,300	
1,325	0.00	0.00	0.00	-	887.00	-	-	-	-	-	-	-	-	-	-	0.00	0.00	0.00	-	0.01	-	-	-	-	-	-	-	-	-	-	-	1,325	
1,350	0.00	0.00	0.00	-	862.00	-	-	-	-	-	-	-	-	-	-	0.00	0.00	0.00	-	0.01	-	-	-	-	-	-	-	-	-	-	-	1,350	
1,375	0.00	0.00	0.00	-	837.00	-	-	-	-	-	-	-	-	-	-	0.00	0.00	0.00	-	0.01	-	-	-	-	-	-	-	-	-	-	-	1,375	
1,400	0.00	0.00	0.00	-	812.00	-	-	-	-	-	-	-	-	-	-	0.00	0.00	0.00	-	0.01	-	-	-	-	-	-	-	-	-	-	-	1,400	
1,425	0.00	0.00	0.00	-	787.00	-	-	-	-	-	-	-	-	-	-	0.00	0.00	0.00	-	0.01	-	-	-	-	-	-	-	-	-	-	-	1,425	
1,450	0.00	0.00	0.00	-	762.00	-	-	-	-	-	-	-	-	-	-	0.00	0.00	0.00	-	0.01	-	-	-	-	-	-	-	-	-	-	-	1,450	
1,475	0.00	0.00	0.00	-	737.00	-	-	-	-	-	-	-	-	-	-	0.00	0.00	0.00	-	0.01	-	-	-	-	-	-	-	-	-	-	-	1,475	
1,500	0.00	0.00	0.00	-	712.00	-	-	-	-	-	-	-	-	-	-	0.00	0.00	0.00	-	0.01	-	-	-	-	-	-	-	-	-	-	-	1,500	
1,525	0.00	0.00	0.00	-	687.00	-	-	-	-	-	-	-	-	-	-	0.00	0.00	0.00	-	0.02	-	-	-	-	-	-	-	-	-	-	-	1,525	
1,550	0.00	0.00	0.00	-	662.00	-	-	-	-	-	-	-	-	-	-	0.00	0.00	0.00	-	0.01	-	-	-	-	-	-	-	-	-	-	-	1,550	
1,575	0.00	0.00	0.00	-	637.00	-	-	-	-	-	-	-	-	-	-	0.00	0.00	0.00	-	0.01	-	-	-	-	-	-	-	-	-	-	-	1,575	
1,600	0.00	0.00	0.00	-	612.00	-	-	-	-	-	-	-	-	-	-	0.00	0.00	0.00	-	0.02	-	-	-	-	-	-	-	-	-	-	-	1,600	
1,625	0.00	0.00	0.00	-	587.00	-	-	-	-	-	-	-	-	-	-	0.00	0.00	0.00	-	0.01	-	-	-	-	-	-	-	-	-	-	-	1,625	
1,650	0.00	0.00	0.00	-	562.00	-	-	-	-	-	-	-	-	-	-	0.00	0.00	0.00	-	0.01	-	-	-	-	-	-	-	-	-	-	-	1,650	
1,675	0.00	0.00	0.00	-	537.00	-	-	-	-	-	-	-	-	-	-	0.00	0.00	0.00	-	0.01	-	-	-	-	-	-	-	-	-	-	-	1,675	
1,700	0.00	0.00	0.00	-	512.00	-	-	-	-	-	-	-	-	-	-	0.00	0.00	0.00	-	0.03	-	-	-	-	-	-	-	-	-	-	-	1,700	
1,725	0.00	0.00	0.00	-	487.00	-	-	-	-	-	-	-	-	-	-	0.00	0.00	0.00	-	0.01	-	-	-	-	-	-	-	-	-	-	-	1,725	
1,750	0.00	0.00	0.00	-	462.00	-	-	-	-	-	-	-	-	-	-	0.00	0.00	0.00	-	0.01	-	-	-	-	-	-	-	-	-	-	-	1,750	
1,775	0.00	0.00	0.00	-	437.00	-	-	-	-	-	-	-	-	-	-	0.00	0.00	0.00	-	0.02	-	-	-	-	-	-	-	-	-	-	-	1,775	
1,800	0.00	0.00	0.00	-	412.00	-	-	-	-	-	-	-	-	-	-	0.00	0.00	0.00	-	0.01	-	-	-	-	-	-	-	-	-	-	-	1,800	
1,825	0.00	0.00	0.00	-	387.00	-	-	-	-	-	-	-	-	-	-	0.00	0.00	0.00	-	0.02	-	-	-	-	-	-	-	-	-	-	-	1,825	
1,850	0.00	0.00	0.00	-	362.00	-	-	-	-	-	-	-	-	-	-	0.00	0.00	0.00	-	0.01	-	-	-	-	-	-	-	-	-	-	-	1,850	
1,875	0.00	0.00	0.00	-	337.00	-	-	-	-	-	-	-	-	-	-	0.00	0.00	0.00	-	0.01	-	-	-	-	-	-	-	-	-	-	-	1,875	
1,900	0.00	0.00	0.00	-	312.00	-	-	-	-	-	-	-	-	-	-	0.00	0.00	0.00	-	0.01	-	-	-	-	-	-	-	-	-	-	-	1,900	
1,925	0.00	0.00	0.00	-	287.00	-	-	0.00	0.00	0.00	-	256.00	-	-	0.00	0.00	0.00	-	0.02	-	-	0.00	0.00	0.00	-	0.63	-	-	-	-	1,925		
1,950	0.00	0.00	0.00	-	262.00	-	-	0.00	0.00	0.00	-	232.00	-	-	0.00	0.00	0.00	-	0.02	-	-	0.00	0.00	0.00	-	1.20	-	2	-	-	1,950		
1,975	0.00	0.00	0.00	-	237.00	-	-	0.00	0.00	0.00	-	208.00	-	-	0.00	0.00	0.00	-	0.02	-	-	0.00	0.00	0.00	-	2.10	-	1	-	-	1,975		
2,000	0.00	0.00	0.00	-	212.00	-	-	0.00	0.00	0.00	-	184.00	-	-	0.00	0.00	0.00	-	0.01	-	106	0.00	0.00	0.00	-	3.50	-	11	-	-	2,000		
2,050	0.00	0.00	0.00	-	162.00	-	4	0.00	0.00	0.00	-	140.00	-	-	0.00	0.00	0.00	-	0.01	-	123	0.00	0.00	0.00	-	8.80	-	20	-	-	2,050		
2,100	100.00	100.00	100.00	100.00	100.00	2	47	0.00	0.00	0.00	-	100.00	-	60	0.00	100.00	0.00	-	0.01	-	290	0.00	0.00	0.00	-	19.00	-	121	-	-	2,100		
2,150	0.00	0.00	0.00	-	62.00	-	39	0.00	0.00	0.00	-	66.50	-	21	0.00	0.00	0.00	-	0.41	-	217	33.00	33.00	33.00	33.00	33.00	10	52	-	-	2,150		

## FTSE/Athex Large Cap

(Trade Unit: 1 Index Point x 2€ - Exercise Style: European, Cash Settlement)

Exercise Price	Call Options														Put Options																		
	June 2021							July 2021							Other Months		June 2021							July 2021				Other Months		Exercise Price			
	Open price	Price max	Price min	Last price	Closing price	Volume	Open Interest	Open price	Price max	Price min	Last price	Closing price	Volume	Open Interest	Volume	Open Interest	Open price	Price max	Price min	Last price	Closing price	Volume	Open Interest	Open price	Price max	Price min	Last price	Closing price	Volume		Open Interest	Volume	Open Interest
2,200	20.00	25.00	10.50	25.00	25.00	22	151	40.00	40.00	40.00	40.00	40.00	1	25			5.80	25.00	3.00	3.00	3.00	14	102	0.00	0.00	0.00	-	60.50	-		20		
2,250	0.00	0.00	0.00	-	2.20	-	43	17.25	17.25	17.25	17.25	17.25	40	24			0.00	0.00	0.00	-	40.50	-	68	0.00	0.00	0.00	-	92.50	-	20			2,250
2,300	0.00	0.00	0.00	-	0.06	-	100	0.00	0.00	0.00	-	12.50	-	66			0.00	0.00	0.00	-	88.50	-	80	0.00	0.00	0.00	-	131.00	-	20			2,300
2,350	0.00	0.00	0.00	-	0.02	-	-	0.00	0.00	0.00	-	6.00	-	-			0.00	0.00	0.00	-	138.00	-	-	0.00	0.00	0.00	-	175.00	-	-			2,350
2,400	0.00	0.00	0.00	-	0.01	-	-	0.00	0.00	0.00	-	2.70	-	-			0.00	0.00	0.00	-	188.00	-	-	0.00	0.00	0.00	-	221.00	-	-			2,400
2,450	0.00	0.00	0.00	-	0.02	-	-	0.00	0.00	0.00	-	1.10	-	-			0.00	0.00	0.00	-	238.00	-	-	0.00	0.00	0.00	-	270.00	-	-			2,450
2,500	0.00	0.00	0.00	-	0.01	-	-	0.00	0.00	0.00	-	0.40	-	-			0.00	0.00	0.00	-	288.00	-	-	0.00	0.00	0.00	-	319.00	-	-			2,500
Totals:						24	384					41	196		0	0					14	986					10	267		0	0		
Number of Trades:							9						3		0							2					1		0				

ALPHA SERVICES HOLD (CR)

(Contract Size: 100 Securities, Exercise Style: American, Physical Delivery)

Call Options														Put Options																		
June 2021							July 2021							Other Months		June 2021							July 2021							Other Months		Exercise Price
Open price	Price max	Price min	Last price	Closing price	Volume	Open Interest	Open price	Price max	Price min	Last price	Closing price	Volume	Open Interest	Volume	Open Interest	Open price	Price max	Price min	Last price	Closing price	Volume	Open Interest	Open price	Price max	Price min	Last price	Closing price	Volume	Open Interest	Volume	Open Interest	
0.150	0.000	0.000	0.000	0.980	-	-										0.000	0.000	0.000	0.002	-	-											0.002
0.200	0.000	0.000	0.000	0.930	-	-										0.000	0.000	0.000	0.001	-	-											0.002
0.250	0.000	0.000	0.000	0.880	-	-										0.000	0.000	0.000	0.002	-	-											0.003
0.300	0.000	0.000	0.000	0.830	-	-										0.000	0.000	0.000	0.001	-	-											0.003
0.350	0.000	0.000	0.000	0.780	-	-										0.000	0.000	0.000	0.002	-	-											0.004
0.400	0.000	0.000	0.000	0.730	-	-										0.000	0.000	0.000	0.004	-	-											0.004
0.450	0.000	0.000	0.000	0.680	-	-										0.000	0.000	0.000	0.001	-	-											0.005
0.500	0.000	0.000	0.000	0.630	-	-										0.000	0.000	0.000	0.001	-	-											0.005
0.550	0.000	0.000	0.000	0.580	-	-										0.000	0.000	0.000	0.001	-	-											0.006
0.600	0.000	0.000	0.000	0.530	-	-										0.000	0.000	0.000	0.002	-	-											0.006
0.650	0.000	0.000	0.000	0.480	-	-	0.000	0.000	0.000	0.482	-	-				0.000	0.000	0.000	0.001	-	-	0.000	0.000	0.000	0.001	-	-					0.007
0.700	0.000	0.000	0.000	0.430	-	-	0.000	0.000	0.000	0.432	-	-				0.000	0.000	0.000	0.001	-	-	0.000	0.000	0.000	0.001	-	-					0.007
0.750	0.000	0.000	0.000	0.380	-	-	0.000	0.000	0.000	0.384	-	-				0.000	0.000	0.000	0.001	-	-	0.000	0.000	0.000	0.003	-	-					0.008
0.800	0.000	0.000	0.000	0.330	-	-	0.000	0.000	0.000	0.337	-	-				0.000	0.000	0.000	0.001	-	-	0.000	0.000	0.000	0.006	-	-					0.008
0.850	0.000	0.000	0.000	0.280	-	-	0.000	0.000	0.000	0.292	-	-				0.000	0.000	0.000	0.001	-	-	0.000	0.000	0.000	0.011	-	-					0.009
0.900	0.000	0.000	0.000	0.230	-	-	0.000	0.000	0.000	0.250	-	-				0.000	0.000	0.000	0.001	-	-	0.000	0.000	0.000	0.019	-	-					0.009
0.950	0.000	0.000	0.000	0.180	-	-	0.000	0.000	0.000	0.211	-	-				0.000	0.000	0.000	0.001	-	-	0.000	0.000	0.000	0.030	-	-					0.010
1.000	0.000	0.000	0.000	0.131	-	-	0.000	0.000	0.000	0.176	-	-				0.000	0.000	0.000	0.001	-	-	0.000	0.000	0.000	0.044	-	-					0.010
1.100	0.000	0.000	0.000	0.049	-	-	0.000	0.000	0.000	0.118	-	-				0.000	0.000	0.000	0.019	-	-	0.000	0.000	0.000	0.086	-	-					0.011
1.200	0.000	0.000	0.000	0.009	-	-	0.000	0.000	0.000	0.074	-	-				0.000	0.000	0.000	0.079	-	-	0.000	0.000	0.000	0.142	-	-					0.012
1.300	0.000	0.000	0.000	0.001	-	10	0.000	0.000	0.000	0.045	-	-				0.000	0.000	0.000	0.171	-	-	0.000	0.000	0.000	0.213	-	-					0.013
1.400	0.000	0.000	0.000	0.002	-	-	0.000	0.000	0.000	0.027	-	-				0.000	0.000	0.000	0.270	-	-	0.000	0.000	0.000	0.295	-	-					0.014
1.500	0.000	0.000	0.000	0.004	-	-	0.000	0.000	0.000	0.015	-	-				0.000	0.000	0.000	0.370	-	-	0.000	0.000	0.000	0.383	-	-					0.015
1.600	0.000	0.000	0.000	0.001	-	-	0.000	0.000	0.000	0.008	-	-				0.000	0.000	0.000	0.470	-	-	0.000	0.000	0.000	0.477	-	-					0.016
1.700	0.000	0.000	0.000	0.003	-	-	0.000	0.000	0.000	0.004	-	-				0.000	0.000	0.000	0.570	-	-	0.000	0.000	0.000	0.573	-	-					0.017
1.800	0.000	0.000	0.000	0.001	-	-	0.000	0.000	0.000	0.002	-	-				0.000	0.000	0.000	0.670	-	-	0.000	0.000	0.000	0.671	-	-					0.018
Totals:					0	10							0	0	0							0	0									0
Number of Trades:					0								0	0								0.00									0	

NATIONAL BANK (CR)

(Contract Size: 100 Securities, Exercise Style: American, Physical Delivery)

Call Options														Put Options																			
June 2021							July 2021							Other Months		June 2021							July 2021							Other Months		Exercise Price	
Open price	Price max	Price min	Last price	Closing price	Volume	Open Interest	Open price	Price max	Price min	Last price	Closing price	Volume	Open Interest	Volume	Open Interest	Open price	Price max	Price min	Last price	Closing price	Volume	Open Interest	Open price	Price max	Price min	Last price	Closing price	Volume	Open Interest	Volume	Open Interest		
0.650	0.000	0.000	0.000	1.95	-	-										0.000	0.000	0.000	0.001	-	-											0.007	
0.700	0.000	0.000	0.000	1.90	-	-										0.000	0.000	0.000	0.001	-	-											0.007	
0.750	0.000	0.000	0.000	1.85	-	-										0.000	0.000	0.000	0.001	-	-											0.008	
0.800	0.000	0.000	0.000	1.80	-	-										0.000	0.000	0.000	0.001	-	-											0.008	
0.850	0.000	0.000	0.000	1.75	-	-										0.000	0.000	0.000	0.001	-	-											0.009	
0.900	0.000	0.000	0.000	1.70	-	-										0.000	0.000	0.000	0.001	-	-											0.009	
0.950	0.000	0.000	0.000	1.65	-	-										0.000	0.000	0.000	0.001	-	-											0.010	
1.000	0.000	0.000	0.000	1.60	-	-										0.000	0.000	0.000	0.001	-	-											0.010	
1.100	0.000	0.000	0.000	1.50	-	-										0.000	0.000	0.000	0.001	-	-											0.011	
1.200	0.000	0.000	0.000	1.40	-	-										0.000	0.000	0.000	0.001	-	-											0.012	
1.300	0.000	0.000	0.000	1.30	-	-										0.000	0.000	0.000	0.001	-	-											0.013	
1.400	0.000	0.000	0.000	1.20	-	-										0.000	0.000	0.000	0.001	-	-											0.014	
1.500	0.000	0.000	0.000	1.10	-	-										0.000	0.000	0.000	0.001	-	-											0.015	
1.600	0.000	0.000	0.000	1.00	-	-										0.000	0.000	0.000	0.001	-	-											0.016	
1.700	0.000	0.000	0.000	0.900	-	-	0.000	0.000	0.000	0.903	-	-				0.000	0.000	0.000	0.001	-	-	0.000	0.000	0.000	0.001	-	-					0.017	
1.800	0.000	0.000	0.000	0.800	-	-	0.000	0.000	0.000	0.804	-	-				0.000	0.000	0.000	0.001	-	-	0.000	0.000	0.000	0.001	-	-					0.018	
1.900	0.000	0.000	0.000	0.700	-	-	0.000	0.000	0.000	0.706	-	-				0.000	0.000	0.000	0.002	-	-	0.000	0.000	0.000	0.002	-	-					0.019	
2.000	0.000	0.000	0.000	0.600	-	-	0.000	0.000	0.000	0.609	-	-				0.000	0.000	0.000	0.001	-	-	0.000	0.000	0.000	0.006	-	-					0.020	
2.200	0.000	0.000	0.000	0.400	-	-	0.000	0.000	0.000	0.429	-	-				0.000	0.000	0.000	0.001	-	-	0.000	0.000	0.000	0.025	-	-					0.022	
2.400	0.000	0.000	0.000	0.202	-	-	0.000	0.000	0.000	0.277	-	-				0.000	0.000	0.000	0.001	-	-	0.000	0.000	0.000	0.073	-	-					0.024	
2.600	0.000	0.000	0.000	0.046	-	5	0.000	0.000	0.000	0.161	-	-				0.000	0.000	0.000	0.045	-	-	0.000	0.000	0.000	0.157	-	-					0.026	
2.800	0.000	0.000	0.000	0.002	-	-	0.000	0.000	0.000	0.087	-	-				0.000	0.000	0.000	0.202	-	-	0.000	0.000	0.000	0.282	-	-					0.028	
3.000	0.000	0.000	0.000	0.001	-	-	0.000	0.000	0.000	0.042	-	-				0.000	0.000	0.000	0.400	-	-	0.000	0.000	0.000	0.438	-	-					0.030	
3.200	0.000	0.000	0.000	0.002	-	-	0.000	0.000	0.000	0.019	-	-				0.000	0.000	0.000	0.600	-	-	0.000	0.000	0.000	0.615	-	-					0.032	
3.400	0.000	0.000	0.000	0.001	-	-	0.000	0.000	0.000	0.008	-	-				0.000	0.000	0.000	0.800	-	-	0.000	0.000	0.000	0.805	-	-					0.034	
3.600	0.000	0.000	0.000	0.001	-	-	0.000	0.000	0.000	0.003	-	-				0.000	0.000	0.000	1.00	-	-	0.000	0.000	0.000	1.00	-	-					0.036	
3.800	0.000	0.000	0.000	0.001	-	-	0.000	0.000	0.000	0.001	-	-				0.000	0.000	0.000	1.20	-	-	0.000	0.000	0.000	1.20	-	-					0.038	
Totals:					0	5							0	0	0							0	0							0	0	0	300
Number of Trades:					0								0	0								0.00							0		0		

OPAP (CR)

(Contract Size: 100 Securities, Exercise Style: American, Physical Delivery)

Call Options														Put Options																			
June 2021							July 2021							Other Months		June 2021							July 2021							Other Months			
Exercise Price	Open price	Price max	Price min	Last price	Closing price	Volume	Open Interest	Open price	Price max	Price min	Last price	Closing price	Volume	Open Interest	Volume	Open Interest	Open price	Price max	Price min	Last price	Closing price	Volume	Open Interest	Open price	Price max	Price min	Last price	Closing price	Volume	Open Interest	Volume	Open Interest	Exercise Price
4.800	0.000	0.000	0.000		8.27	-	-						-	-			0.000	0.000	0.000		0.001	-	-						-	-			0.048
5.200	0.000	0.000	0.000		7.87	-	-						-	-			0.000	0.000	0.000		0.001	-	-					-	-			0.052	
5.600	0.000	0.000	0.000		7.47	-	-						-	-			0.000	0.000	0.000		0.001	-	-					-	-			0.056	
6.000	0.000	0.000	0.000		7.07	-	-						-	-			0.000	0.000	0.000		0.001	-	-					-	-			0.060	
6.400	0.000	0.000	0.000		6.67	-	-						-	-			0.000	0.000	0.000		0.001	-	-					-	-			0.064	
6.800	0.000	0.000	0.000		6.27	-	-						-	-			0.000	0.000	0.000		0.001	-	-					-	-			0.068	
7.200	0.000	0.000	0.000		5.87	-	-						-	-			0.000	0.000	0.000		0.001	-	-					-	-			0.072	
7.600	0.000	0.000	0.000		5.47	-	-						-	-			0.000	0.000	0.000		0.001	-	-					-	-			0.076	
8.000	0.000	0.000	0.000		5.07	-	-						-	-			0.000	0.000	0.000		0.001	-	-					-	-			0.080	
8.400	0.000	0.000	0.000		4.67	-	-						-	-			0.000	0.000	0.000		0.001	-	-					-	-			0.084	
8.800	0.000	0.000	0.000		4.27	-	-	0.000	0.000	0.000		4.28	-	-			0.000	0.000	0.000		0.001	-	-	0.000	0.000	0.000	0.001	-	-			0.088	
9.200	0.000	0.000	0.000		3.87	-	-	0.000	0.000	0.000		3.89	-	-			0.000	0.000	0.000		0.001	-	-	0.000	0.000	0.000	0.001	-	-			0.092	
9.600	0.000	0.000	0.000		3.47	-	-	0.000	0.000	0.000		3.49	-	-			0.000	0.000	0.000		0.001	-	-	0.000	0.000	0.000	0.001	-	-			0.096	
10.000	0.000	0.000	0.000		3.07	-	-	0.000	0.000	0.000		3.09	-	-			0.000	0.000	0.000		0.001	-	-	0.000	0.000	0.000	0.001	-	-			0.100	
11.000	0.000	0.000	0.000		2.07	-	-	0.000	0.000	0.000		2.11	-	-			0.000	0.000	0.000		0.001	-	-	0.000	0.000	0.000	0.017	-	-			0.110	
12.000	0.000	0.000	0.000		1.07	-	-	0.000	0.000	0.000		1.21	-	-			0.000	0.000	0.000		0.001	-	50	0.205	0.205	0.196	0.196	0.196	10	0			0.120
13.000	0.000	0.000	0.000		0.176	-	10	0.000	0.000	0.000		0.557	-	-			0.000	0.000	0.000		0.105	-	-	0.000	0.000	0.000	0.467	-	-			0.130	
14.000	0.000	0.000	0.000		0.001	-	5	0.000	0.000	0.000		0.196	-	5			0.000	0.000	0.000		0.930	-	-	0.000	0.000	0.000	1.11	-	-			0.140	
15.000	0.000	0.000	0.000		0.001	-	-	0.000	0.000	0.000		0.050	-	-			0.000	0.000	0.000		1.93	-	-	0.000	0.000	0.000	1.96	-	-			0.150	
16.000	0.000	0.000	0.000		0.001	-	-	0.000	0.000	0.000		0.010	-	-			0.000	0.000	0.000		2.93	-	-	0.000	0.000	0.000	2.93	-	-			0.160	
17.000	0.000	0.000	0.000		0.001	-	-	0.000	0.000	0.000		0.002	-	-			0.000	0.000	0.000		3.93	-	-	0.000	0.000	0.000	3.93	-	-			0.170	
18.000	0.000	0.000	0.000		0.001	-	-	0.000	0.000	0.000		0.001	-	-			0.000	0.000	0.000		4.93	-	-	0.000	0.000	0.000	4.93	-	-			0.180	
19.000	0.000	0.000	0.000		0.001	-	-	0.000	0.000	0.000		0.001	-	-			0.000	0.000	0.000		5.93	-	-	0.000	0.000	0.000	5.93	-	-			0.190	
Totals:						0	15						0	5	0	0						0	50					10	5	0	0		
Number of Trades:							0							0	0							0.00						2		0			

OTE (CR)

(Contract Size: 100 Securities, Exercise Style: American, Physical Delivery)

Exercise Price	Call Options														Put Options																			
	June 2021							July 2021							Other Months		June 2021							July 2021							Other Months		Exercise Price	
	Open price	Price max	Price min	Last price	Closing price	Volume	Open Interest	Open price	Price max	Price min	Last price	Closing price	Volume	Open Interest	Volume	Open Interest	Open price	Price max	Price min	Last price	Closing price	Volume	Open Interest	Open price	Price max	Price min	Last price	Closing price	Volume	Open Interest	Volume	Open Interest		
8.400	0.000	0.000	0.000		6.77	-	-						-	-			0.000	0.000	0.000		0.001	-	-					-	-			0.084		
8.800	0.000	0.000	0.000		6.37	-	-						-	-			0.000	0.000	0.000		0.001	-	-					-	-			0.088		
9.200	0.000	0.000	0.000		5.97	-	-						-	-			0.000	0.000	0.000		0.001	-	-					-	-			0.092		
9.600	0.000	0.000	0.000		5.57	-	-	0.000	0.000	0.000		5.59	-	-			0.000	0.000	0.000		0.001	-	-	0.000	0.000	0.000		0.001	-	-			0.096	
10.000	0.000	0.000	0.000		5.17	-	-	0.000	0.000	0.000		5.19	-	-			0.000	0.000	0.000		0.001	-	-	0.000	0.000	0.000		0.001	-	-			0.100	
11.000	0.000	0.000	0.000		4.17	-	-	0.000	0.000	0.000		4.19	-	-			0.000	0.000	0.000		0.001	-	-	0.000	0.000	0.000		0.001	-	-			0.110	
12.000	0.000	0.000	0.000		3.17	-	-	0.000	0.000	0.000		3.19	-	-			0.000	0.000	0.000		0.001	-	-	0.000	0.000	0.000		0.001	-	-			0.120	
13.000	0.000	0.000	0.000		2.17	-	-	0.000	0.000	0.000		2.20	-	-			0.000	0.000	0.000		0.001	-	20	0.000	0.000	0.000		0.008	-	-			0.130	
14.000	0.000	0.000	0.000		1.17	-	5	0.000	0.000	0.000		1.27	-	-			0.000	0.000	0.000		0.001	-	-	0.000	0.000	0.000		0.080	-	-			0.140	
15.000	0.000	0.000	0.000		0.224	-	15	0.000	0.000	0.000		0.563	-	-			0.000	0.000	0.000		0.052	-	-	0.000	0.000	0.000		0.370	-	-			0.150	
16.000	0.000	0.000	0.000		0.001	-	13	0.000	0.000	0.000		0.177	-	5			0.000	0.000	0.000		0.830	-	-	0.000	0.000	0.000		0.985	-	-			0.160	
17.000	0.000	0.000	0.000		0.001	-	-	0.000	0.000	0.000		0.038	-	-			0.000	0.000	0.000		1.83	-	-	0.000	0.000	0.000		1.85	-	-			0.170	
18.000	0.000	0.000	0.000		0.001	-	-	0.000	0.000	0.000		0.005	-	-			0.000	0.000	0.000		2.83	-	-	0.000	0.000	0.000		2.83	-	-			0.180	
19.000	0.000	0.000	0.000		0.001	-	-	0.000	0.000	0.000		0.001	-	-			0.000	0.000	0.000		3.83	-	-	0.000	0.000	0.000		3.83	-	-			0.190	
20.000	0.000	0.000	0.000		0.001	-	-	0.000	0.000	0.000		0.001	-	-			0.000	0.000	0.000		4.83	-	-	0.000	0.000	0.000		4.83	-	-			0.200	
Totals:						0	33						0	5	0	0						0	20					0	5	0	0			
Number of Trades:							0						0		0							0.00						0		0				



PIRAEUS FINANCIAL HOLD (CR)

(Contract Size: 100 Securities, Exercise Style: American, Physical Delivery)

Call Options														Put Options																		
June 2021							July 2021							Other Months		June 2021							July 2021							Other Months		Exercise Price
Open price	Price max	Price min	Last price	Closing price	Volume	Open Interest	Open price	Price max	Price min	Last price	Closing price	Volume	Open Interest	Volume	Open Interest	Open price	Price max	Price min	Last price	Closing price	Volume	Open Interest	Open price	Price max	Price min	Last price	Closing price	Volume	Open Interest	Volume	Open Interest	
0.150	0.000	0.000	0.000	1.38	-	-										0.000	0.000	0.000	0.001	-	-											0.002
0.200	0.000	0.000	0.000	1.33	-	-										0.000	0.000	0.000	0.002	-	-											0.002
0.250	0.000	0.000	0.000	1.28	-	-										0.000	0.000	0.000	0.004	-	-											0.003
0.300	0.000	0.000	0.000	1.23	-	-										0.000	0.000	0.000	0.008	-	-											0.003
0.350	0.000	0.000	0.000	1.18	-	-										0.000	0.000	0.000	0.014	-	-											0.004
0.400	0.000	0.000	0.000	1.13	-	-										0.000	0.000	0.000	0.020	-	-											0.004
0.450	0.000	0.000	0.000	1.08	-	-										0.000	0.000	0.000	0.029	-	-											0.005
0.500	0.000	0.000	0.000	1.03	-	-										0.000	0.000	0.000	0.039	-	-											0.005
0.550	0.000	0.000	0.000	0.980	-	-										0.000	0.000	0.000	0.050	-	-											0.006
0.600	0.000	0.000	0.000	0.930	-	-										0.000	0.000	0.000	0.064	-	-											0.006
0.650	0.000	0.000	0.000	0.880	-	-										0.000	0.000	0.000	0.079	-	-											0.007
0.700	0.000	0.000	0.000	0.830	-	-										0.000	0.000	0.000	0.094	-	-											0.007
0.750	0.000	0.000	0.000	0.780	-	-										0.000	0.000	0.000	0.001	-	-											0.008
0.800	0.000	0.000	0.000	0.730	-	-										0.000	0.000	0.000	0.001	-	-											0.008
0.850	0.000	0.000	0.000	0.680	-	-										0.000	0.000	0.000	0.002	-	-											0.009
0.900	0.000	0.000	0.000	0.630	-	-										0.000	0.000	0.000	0.003	-	-											0.009
0.950	0.000	0.000	0.000	0.580	-	-										0.000	0.000	0.000	0.001	-	-											0.010
1.000	0.000	0.000	0.000	0.530	-	-	0.000	0.000	0.000		0.535	-	-			0.000	0.000	0.000	0.001	-	-	0.000	0.000	0.000	0.003	-	-				0.010	
1.100	0.000	0.000	0.000	0.430	-	-	0.000	0.000	0.000		0.441	-	-			0.000	0.000	0.000	0.001	-	-	0.000	0.000	0.000	0.009	-	-				0.011	
1.200	0.000	0.000	0.000	0.330	-	-	0.000	0.000	0.000		0.353	-	-			0.000	0.000	0.000	0.001	-	-	0.000	0.000	0.000	0.021	-	-				0.012	
1.300	0.000	0.000	0.000	0.230	-	-	0.000	0.000	0.000		0.275	-	-			0.000	0.000	0.000	0.002	-	-	0.000	0.000	0.000	0.043	-	-				0.013	
1.400	0.000	0.000	0.000	0.133	-	-	0.000	0.000	0.000		0.208	-	-			0.000	0.000	0.000	0.003	-	-	0.000	0.000	0.000	0.076	-	-				0.014	
1.500	0.000	0.000	0.000	0.055	-	-	0.000	0.000	0.000		0.153	-	-			0.000	0.000	0.000	0.025	-	-	0.000	0.000	0.000	0.120	-	-				0.015	
1.600	0.000	0.000	0.000	0.014	-	-	0.000	0.000	0.000		0.109	-	-			0.000	0.000	0.000	0.084	-	-	0.000	0.000	0.000	0.177	-	-				0.016	
1.700	0.000	0.000	0.000	0.002	-	-	0.000	0.000	0.000		0.076	-	-			0.000	0.000	0.000	0.172	-	-	0.000	0.000	0.000	0.244	-	-				0.017	
1.800	0.000	0.000	0.000	0.002	-	-	0.000	0.000	0.000		0.052	-	-			0.000	0.000	0.000	0.270	-	-	0.000	0.000	0.000	0.320	-	-				0.018	
1.900	0.000	0.000	0.000	0.002	-	-	0.000	0.000	0.000		0.035	-	-			0.000	0.000	0.000	0.370	-	-	0.000	0.000	0.000	0.402	-	-				0.019	
2.000	0.000	0.000	0.000	0.003	-	-	0.000	0.000	0.000		0.023	-	-			0.000	0.000	0.000	0.470	-	-	0.000	0.000	0.000	0.490	-	-				0.020	
2.200	0.000	0.000	0.000	0.001	-	-	0.000	0.000	0.000		0.009	-	-			0.000	0.000	0.000	0.670	-	-	0.000	0.000	0.000	0.677	-	-				0.022	
2.400	0.000	0.000	0.000	0.001	-	-	0.000	0.000	0.000		0.003	-	-			0.000	0.000	0.000	0.870	-	-	0.000	0.000	0.000	0.872	-	-				0.024	
2.600	0.000	0.000	0.000	0.001	-	-	0.000	0.000	0.000		0.001	-	-			0.000	0.000	0.000	1.07	-	-	0.000	0.000	0.000	1.07	-	-				0.026	
2.800	0.000	0.000	0.000	0.001	-	-	0.000	0.000	0.000		0.001	-	-			0.000	0.000	0.000	1.27	-	-	0.000	0.000	0.000	1.27	-	-				0.028	
3.000	0.000	0.000	0.000	0.001	-	-	0.000	0.000	0.000		0.001	-	-			0.000	0.000	0.000	1.47	-	-	0.000	0.000	0.000	1.47	-	-				0.030	
3.200	0.000	0.000	0.000	0.001	-	-	0.000	0.000	0.000		0.001	-	-			0.000	0.000	0.000	1.67	-	-	0.000	0.000	0.000	1.67	-	-				0.032	
3.400	0.000	0.000	0.000	0.001	-	-	0.000	0.000	0.000		0.001	-	-			0.000	0.000	0.000	1.87	-	-	0.000	0.000	0.000	1.87	-	-				0.034	
3.600	0.000	0.000	0.000	0.001	-	-	0.000	0.000	0.000		0.001	-	-			0.000	0.000	0.000	2.07	-	-	0.000	0.000	0.000	2.07	-	-				0.036	

PIRAEUS FINANCIAL HOLD (CR)

(Contract Size: 100 Securities, Exercise Style: American, Physical Delivery)

Call Options														Put Options																					
Exercise Price	June 2021						July 2021						Other Months		June 2021						July 2021						Other Months		Exercise Price						
	Open price	Price max	Price min	Last price	Closing price	Volume	Open Interest	Open price	Price max	Price min	Last price	Closing price	Volume	Open Interest	Volume	Open Interest	Open price	Price max	Price min	Last price	Closing price	Volume	Open Interest	Open price	Price max	Price min	Last price	Closing price		Volume	Open Interest	Volume	Open Interest		
3.800	0.000	0.000	0.000		0.206	-	-	0.000	0.000	0.000		0.001	-	-			0.000	0.000	0.000		2.27	-	-	0.000	0.000	0.000		2.27	-	-			0.038		
4.000	0.000	0.000	0.000		0.191	-	-	0.000	0.000	0.000		0.001	-	-			0.000	0.000	0.000		2.47	-	-	0.000	0.000	0.000		2.47	-	-			0.040		
4.400	0.000	0.000	0.000		0.162	-	-	0.000	0.000	0.000		0.001	-	-			0.000	0.000	0.000		2.87	-	-	0.000	0.000	0.000		2.87	-	-			0.044		
4.800	0.000	0.000	0.000		0.140	-	-	0.000	0.000	0.000		0.001	-	-			0.000	0.000	0.000		3.27	-	-	0.000	0.000	0.000		3.27	-	-			0.048		
5.200	0.000	0.000	0.000		0.123	-	-	0.000	0.000	0.000		0.271	-	-			0.000	0.000	0.000		3.67	-	-	0.000	0.000	0.000		3.67	-	-			0.052		
5.600	0.000	0.000	0.000		0.107	-	-	0.000	0.000	0.000		0.248	-	-			0.000	0.000	0.000		4.07	-	-	0.000	0.000	0.000		4.07	-	-			0.056		
6.000	0.000	0.000	0.000		0.091	-	-	0.000	0.000	0.000		0.226	-	-			0.000	0.000	0.000		4.47	-	-	0.000	0.000	0.000		4.47	-	-			0.060		
6.400	0.000	0.000	0.000		0.082	-	-	0.000	0.000	0.000		0.208	-	-			0.000	0.000	0.000		4.87	-	-	0.000	0.000	0.000		4.87	-	-			0.064		
6.800	0.000	0.000	0.000		0.074	-	-	0.000	0.000	0.000		0.196	-	-			0.000	0.000	0.000		5.27	-	-	0.000	0.000	0.000		5.27	-	-			0.068		
Totals:						0	0							0	0	0	0							0	0	0	0								
Number of Trades:						0							0	0							0.00							0	0						

PPC (CR)

(Contract Size: 100 Securities, Exercise Style: American, Physical Delivery)

Call Options														Put Options																		
June 2021							July 2021							Other Months		June 2021							July 2021							Other Months		Exercise Price
Open price	Price max	Price min	Last price	Closing price	Volume	Open Interest	Open price	Price max	Price min	Last price	Closing price	Volume	Open Interest	Volume	Open Interest	Open price	Price max	Price min	Last price	Closing price	Volume	Open Interest	Open price	Price max	Price min	Last price	Closing price	Volume	Open Interest	Volume	Open Interest	
2.400	0.000	0.000	0.000	6.75	-	-										0.000	0.000	0.000	0.002	-	-											0.024
2.600	0.000	0.000	0.000	6.55	-	-										0.000	0.000	0.000	0.001	-	-											0.026
2.800	0.000	0.000	0.000	6.35	-	-										0.000	0.000	0.000	0.001	-	-											0.028
3.000	0.000	0.000	0.000	6.15	-	-										0.000	0.000	0.000	0.001	-	-											0.030
3.200	0.000	0.000	0.000	5.95	-	-										0.000	0.000	0.000	0.001	-	-											0.032
3.400	0.000	0.000	0.000	5.75	-	-										0.000	0.000	0.000	0.001	-	-											0.034
3.600	0.000	0.000	0.000	5.55	-	-										0.000	0.000	0.000	0.001	-	-											0.036
3.800	0.000	0.000	0.000	5.35	-	-										0.000	0.000	0.000	0.001	-	-											0.038
4.000	0.000	0.000	0.000	5.15	-	-										0.000	0.000	0.000	0.001	-	-											0.040
4.400	0.000	0.000	0.000	4.75	-	-										0.000	0.000	0.000	0.001	-	-											0.044
4.800	0.000	0.000	0.000	4.35	-	-										0.000	0.000	0.000	0.001	-	-											0.048
5.200	0.000	0.000	0.000	3.95	-	-										0.000	0.000	0.000	0.001	-	-											0.052
5.600	0.000	0.000	0.000	3.55	-	-										0.000	0.000	0.000	0.001	-	-											0.056
6.000	0.000	0.000	0.000	3.15	-	-										0.000	0.000	0.000	0.001	-	-											0.060
6.400	0.000	0.000	0.000	2.75	-	-										0.000	0.000	0.000	0.001	-	-											0.064
6.800	0.000	0.000	0.000	2.35	-	-	0.000	0.000	0.000		2.36	-	-			0.000	0.000	0.000	0.001	-	-	0.000	0.000	0.000	0.001	-	-					0.068
7.200	0.000	0.000	0.000	1.95	-	-	0.000	0.000	0.000		1.96	-	-			0.000	0.000	0.000	0.001	-	-	0.000	0.000	0.000	0.001	-	-					0.072
7.600	0.000	0.000	0.000	1.55	-	-	0.000	0.000	0.000		1.57	-	-			0.000	0.000	0.000	0.001	-	-	0.000	0.000	0.000	0.005	-	-					0.076
8.000	0.000	0.000	0.000	1.15	-	-	0.000	0.000	0.000		1.18	-	-			0.000	0.000	0.000	0.001	-	5	0.000	0.000	0.000	0.021	-	-					0.080
8.400	0.000	0.000	0.000	0.751	-	5	0.000	0.000	0.000		0.832	-	-			0.000	0.000	0.000	0.001	-	121	0.000	0.000	0.000	0.068	-	-					0.084
8.800	0.315	0.350	0.315	0.350	0.350	5	26	0.000	0.000	0.000		0.534	-	-			0.000	0.000	0.000	0.004	-	25	0.000	0.000	0.000	0.170	-	-				0.088
9.200	0.000	0.000	0.000	0.064	-	56	0.000	0.000	0.000		0.308	-	10			0.000	0.000	0.000	0.113	-	11	0.000	0.000	0.000	0.344	-	-					0.092
9.600	0.000	0.000	0.000	0.002	-	14	0.000	0.000	0.000		0.158	-	47			0.000	0.000	0.000	0.451	-	-	0.000	0.000	0.000	0.594	-	-					0.096
10.000	0.000	0.000	0.000	0.001	-	20	0.000	0.000	0.000		0.074	-	5			0.000	0.000	0.000	0.850	-	-	0.000	0.000	0.000	0.911	-	-					0.100
11.000	0.000	0.000	0.000	0.001	-	-	0.000	0.000	0.000		0.006	-	-			0.000	0.000	0.000	1.85	-	-	0.000	0.000	0.000	1.85	-	-					0.110
12.000	0.000	0.000	0.000	0.003	-	-	0.000	0.000	0.000		0.001	-	-			0.000	0.000	0.000	2.85	-	-	0.000	0.000	0.000	2.85	-	-					0.120
13.000	0.000	0.000	0.000	0.001	-	-	0.000	0.000	0.000		0.001	-	-			0.000	0.000	0.000	3.85	-	-	0.000	0.000	0.000	3.85	-	-					0.130
14.000	0.000	0.000	0.000	0.001	-	-	0.000	0.000	0.000		0.002	-	-			0.000	0.000	0.000	4.85	-	-	0.000	0.000	0.000	4.85	-	-					0.140
Totals:					5	121						0	62	0	0						5	162						0	35	0	0	
Number of Trades:					3						0	0						0.00						0	0							

Lending Products	Underlying Title	Multilateral Transactions[1]				Bilateral Transactions[2]		Stock Borrowing through OTC (volume)[3]	
		Open Interest[5]	Volume(Offered)	Average Weighted	Transactions volume	Average Weighted	Transactions Volume	Average Weighted	Transactions Volume
ADMIEBOR	ADMIE (IPTO) HOLDING S.A. (CR)	---	---	---	1,000	2.78%	---	---	172,413
AEGNBOR	AEGEAN AIRLINES (CR)	640	---	---	---	---	---	---	25,949
ALPHABOR	ALPHA SERVICES HOLD (CR)	240,325	---	---	---	---	---	---	91,491,326
ALMYBOR	ALUMIL (CR)	---	---	---	---	---	---	---	---
TATTBOR	ATTICA BANK S.A. (CR)	14,305	---	---	---	---	---	---	370
EEEBOR	CC HBC AG (CR)	3,988	---	---	---	---	500	10.00%	70,546
CENERBOR	CENERGY HOLDINGS (CB)	---	---	---	---	---	---	---	---
ELLAKTORBOR	ELLAKTOR (CR)	64,723	---	---	---	---	---	---	104,204
EUROBBOR	EUROBANK HOLDINGS (CR)	71,965	---	---	2,729	9.49%	---	---	54,157,359
EYDAPBOR	EYDAP S.A. (CR)	---	---	---	3,000	4.36%	---	---	243,864
FFGRPBOR	FOLLI FOLLIE (CR)	---	---	---	---	---	---	---	897,835
FOYRKBOR	FOURLIS (CR)	---	---	---	---	---	---	---	53,250
GEKTERNABOR	GEK TERNA (CR)	14,370	---	---	---	---	---	---	1,293
SARBOR	GR. SARANTIS S.A. (CR)	---	---	---	---	---	---	---	7,390
EXAEBOR	HELLENIC EXCHANGES-A.S.E. (CR)	22,000	---	---	8,000	2.91%	---	---	157,993
ELPEBOR	HELLENIC PETROLEUM (CR)	3,000	---	---	---	---	---	---	106,971
INTRKBOR	INTRACOM HOLDINGS (CR)	6,471	---	---	---	---	---	---	---
BELABOR	JUMBO SA (CR)	4,202	---	---	---	---	---	---	185,119
LAMDABOR	LAMDA DEVELOPMENT SA (CR)	---	---	---	---	---	---	---	---
MIGBOR	MARFIN INVESTMENT GROUP (CR)	---	---	---	---	---	---	---	794,474
MOHBOR	MOTOR OIL (CR)	1,500	---	---	---	---	---	---	301,908
MYTILBOR	MYTILINEOS (CR)	1,749	---	---	1,000	2.65%	---	---	56,282
ETEBOR	NATIONAL BANK (CR)	75,897	---	---	---	---	---	---	10,526,080
OPAPBOR	OPAP (CR)	20,000	---	---	---	---	---	---	1,457,830
HTOBOR	OTE (CR)	6,500	---	---	---	---	---	---	1,337,082
PPABOR	P.P.A. S.A. (CR)	74	---	---	---	---	---	---	11,901
TPEIRBOR	PIRAEUS FINANCIAL HOLD (CR)	---	---	---	---	---	---	---	4,280,124
PLAISBOR	PLAISIO COMPUTERS SA (CR)	---	---	---	---	---	---	---	4,000
PPCBOR	PPC (CR)	37,892	---	---	6,830	4.67%	---	---	1,616,016
QUALBOR	QUALITY & RELIABILITY SA (CR)	---	---	---	---	---	---	---	---
TENERGYBOR	TERNA ENERGY (CR)	19,100	---	---	8,500	2.65%	---	---	30,168

## Stock Lending Notes

[1] - Multilateral contracts Lending or Borrowing as per Methods 8-1, 8-2 and 8-3-3 (According to ATHEX BoD Resolution No.17)

[2] - Bilateral Contracts Lending or Borrowing as per Methods 8-3-1 and 8-3-2 (According to ATHEX BoD Resolution No.20 )

[3] - The information concerning OTC Stock Borrowing Transactions is based on the statements of the Dematerialised Securities System (DSS) operators involved and refers to volumes that have been registered up until the previous working day.

[4] - Average Price (Volume weighted)

[5] - The Data concerning Open Interest before the start of trading session

Lending Products	Underlying Title	Multilateral Transactions[1]					Bilateral Transactions[2]		Stock Borrowing through OTC (volume)[3]
		Open Interest[5]	Volume(Offered)	Average Weighted	Transactions volume	Average Weighted	Transactions Volume	Average Weighted	Transactions Volume
TITCBOR	TITAN CEMENT (CB)	4,700	---	---	---	---	---	---	244,123
VIOBOR	VIOHALCO SA/IV (CB)	---	---	---	---	---	---	---	---

#### Stock Lending Notes

[1] - Multilateral contracts Lending or Borrowing as per Methods 8-1, 8-2 and 8-3-3 (According to ATHEX BoD Resolution No.17)

[2] - Bilateral Contracts Lending or Borrowing as per Methods 8-3-1 and 8-3-2 (According to ATHEX BoD Resolution No.20 )

[3] - The information concerning OTC Stock Borrowing Transactions is based on the statements of the Dematerialised Securities System (DSS) operators involved and refers to volumes that have been registered up until the previous working day.

[4] - Average Price (Volume weighted)

[5] - The Data concerning Open Interest before the start of trading session

## Sectors codification for listed companies

12003-	ETF	10101010	Computer Services
10101015	Software	10102030	Computer Hardware
15101010	Telecommunications Equipment	15102015	Telecommunications Services
20101010	Health Care Facilities	20101025	Health Care Services
20102010	Medical Equipment	20103015	Pharmaceuticals
30101010	Banks	30202000	Diversified Financial Services
30202010	Asset Managers & Custodians	30202015	Investment Services
30302010	Full Line Insurance	30302015	Insurance Brokers
30302025	Property and Casualty Insurance	35101010	Real Estate Holding and Development
35101015	Real Estate Services	35102000	Diversified REITs
35102030	Office REITs	40201040	Rental & Leasing Services: Consumer
40202010	Home Construction	40202015	Household Furnishings
40202020	Household Appliance	40203040	Electronic Entertainment
40203045	Toys	40204020	Clothing & Accessories
40301010	Entertainment	40301030	Publishing
40301035	Radio & TV Broadcasters	40401010	Diversified Retailers
40401020	Apparel Retailers	40401025	Home Improvement Retailers
40401030	Specialty Retailers	40501010	Airlines
40501015	Travel & Tourism	40501020	Casinos & Gambling
40501025	Hotels & Motels	45101015	Distillers & Vintners
45101020	Soft Drinks	45102010	Farming Fishing Ranching & Plantations
45102020	Food Products	45103010	Tobacco
45201010	Food Retailers & Wholesalers	45201020	Personal Products
50101010	Construction	50101030	Cement
50101035	Building Materials: Other	50202010	Electrical Components
50203000	Diversified Industrials	50203015	Plastics
50203030	Containers & Packaging	50204000	Machinery: Industrial
50204020	Machinery: Construction & Handling	50205010	Industrial Suppliers
50205020	Back Office Support HR & Consulting	50205030	Forms & Bulk Printing Services
50206015	Commercial Vehicles & Parts	50206030	Marine Transportation
50206060	Transportation Services	55101000	Diversified Materials
55101020	Textile Products	55102000	General Mining
55102010	Iron & Steel	55102015	Metal Fabricating
55102035	Aluminum	60101000	Integrated Oil & Gas
60101020	Oil Refining and Marketing	65101010	Alternative Electricity
65101015	Conventional Electricity	65102030	Water



**ATHEX**  
Athens Stock Exchange

Λεωφ. Αθηνών 110 104 42 Αθήνα  
110, Athinon Ave. GR 104 42 Athens  
tel. (+30)210-33.66.800, fax (+30)210-33.66.101  
[www.athexgroup.gr](http://www.athexgroup.gr)