

21

Ημερήσιο Δελτίο
Συναλλακτικής Δραστηριότητας

Daily Official List
of Trading Activity

Monday, 31 May, 2021

Year: 142 Trading Day No: 98



ATHEXGROUP
Athens Exchange Group

Disclaimer:

Hellenic Exchanges-Athens Stock Exchange S.A endeavours to ensure that the data and other material ("Information") presented on the Daily Official List are accurate and complete, but it is not liable for any errors or omissions of data or /and for the accuracy, credibility, updating and completeness of the aforesaid information nor it has any liability arising directly or indirectly from the use of the above Information.

The Company is not liable for the accuracy of the data included in listed companies' announcements. Only the sender of such an announcement is fully and solely liable for any infringement of third party's rights from the content of such announcement. All contents of the Daily Official List are provided only for information purposes and do not constitute investment advice or solicitation to invest in securities or other products listed for trading on the Exchange.

You acknowledge and agree that the Company is the owner of any property rights related to any Information appearing on the Daily Official List including intellectual property rights copyright, trademarks, etc.

The above data are a property of the Hellenic Exchanges-Athens Exchange and are copyright protected. Users are forbidden to reproduce, modify, copy, sale, transmit or redistribute, by all reproduction means and methods, part or the whole of the above data, without reference to their source.

The commercial exploitation of these data is, also, forbidden by third parties. Hellenic Exchanges-Athens Exchange does not carry any responsibility, direct or indirect, derived from usage or accidental alteration of the above data when used by third parties.

Hellenic Exchanges – Athens Stock Exchange S.A.

110 Athinon Ave., 10442 Athens, Tel: (210) 33.66.800, Fax: (210) 32.13.938

www.athexgroup.gr

Thessalonica Stock Exchange Center (T.S.E.C)

16-18 Katouni Str., Thessalonica 546 25 Tel: (2310) 567.667, Fax: (2310) 530.545

Athex Members Guarantee Fund

14-16 Fidiou Str., Athens 106 78, Tel: (210) 33.04.682, Fax: (210) 33.04.155

Hellenic Republic Capital Market Commission

1 Kolokotroni Str. & 1 Stadiou Str., Athens 10562 Tel: (210) 33.77.100 Fax: (210) 33.77.173

Table of Contents

Section 1: Statistical Figures of Securities, Derivatives and Lending

Summary of Markets

Athex Indices

Analytic Figures for Athex Market's Boards and Categories

Trading Details by Athex Sectors and Financial Instruments (ETFs)

Top 10 best & worst performing Shares

Derivatives Summary

Section 2: Analytic Figures of Shares Transactions

Analytic Figures of Shares Transactions

Shares' Notes

Section 3: Figures of Securities Transactions

Securities Blocks Details

Shares Rights Details

Stock Borrowing

Forced Sales Details

Forced Sales Registered Shares

Exchange Traded Funds (ETFs) Characteristics

Section 5: Bonds traded in Fixed Income Assets Market

Convertible Corporate Bonds - Regulated Market

Non Convertible Corporate Bonds - Regulated Market

Government Bonds

Treasury Bills & Zero Coupon Government Bonds

Government Bonds Traded with the Open Outcry Method

State Banks Bonds

Section 6: Additional Infos

Athex & ATHEXClear Members List

List of Stocks under Market Making operations

Section 7: Derivatives Market Analytic Figures

Index Futures

Stock Futures

Index Options

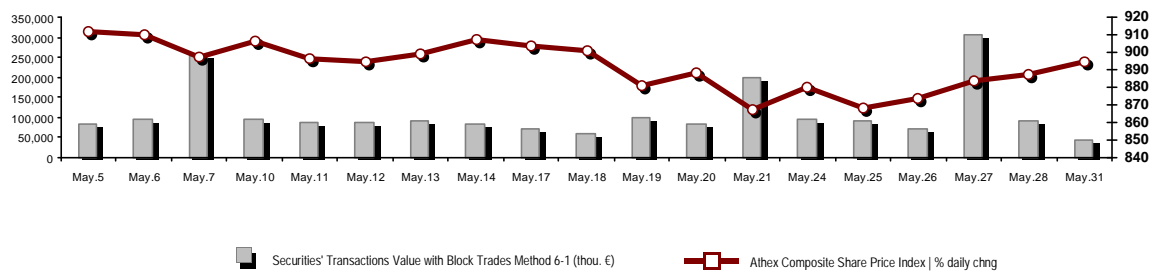
Stock Options

Stock Lending Analytic Figures

Appendix A: Sectors codification for listed companies

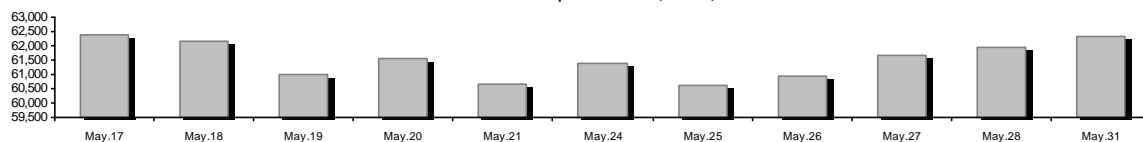
Summary of Markets

Athex Composite Share Price Index vs Shares and Derivatives Transactions Value

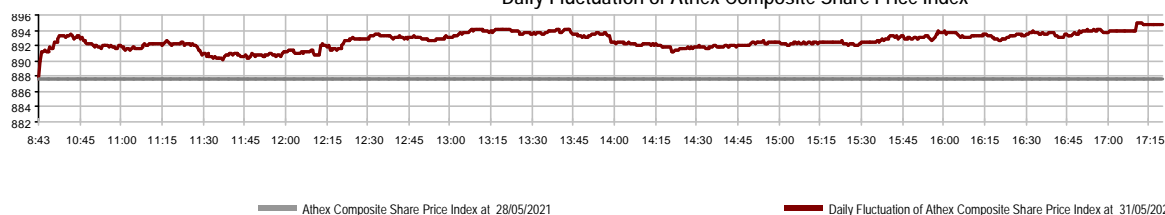


Athex Capitalisation (mill. €)**:	62,314.60		Derivatives Total Open Interest	792,940
Daily change: mill. € %	357.86	0.58%	in Index Futures % daily chng	5,977 1.70%
Yearly Avg Capitalisation: mill. € % chng prev year Avg	56,212.34	18.61%	in Stock Futures % daily chng	784,915 -1.05%
Athex Composite Share Price Index % daily chng	894.85	0.82%	in Index Options % daily chng	1,235 23.75%
Athex Composite Share Price Index Capitalisation (mill. €)	56,056.13		in Stock Options % daily chng	813 1.88%
Daily change (mill. €)	331.81			
Securities' Transactions Value with Block Trades Method 6-1 (t	44,653.78		Derivatives Contracts Volume:	22,266
Daily change: %	-45,907.66	-50.69%	Daily change: pieces %	-14,398 -39.27%
YtD Avg Trans. Value: thou. € % chng prev year Avg	83,258.97	30.01%	YtD Avg Derivatives Contracts % chng prev year Avg	67,110 67.52%
Blocks Transactions Value of Method 6-1 (thou. €)	1,628.37		Derivatives Trades Number:	1,360
Blocks Transactions Value of Method 6-2 & 6-3 (thou. €)	0.00		Daily change: number %	-455 -25.07%
Bonds Transactions Value (thou.€)	603.58		YtD Avg Trades number % chng prev year Avg	2,891 8.93%
Securities' Transactions Volume with Block Trades Method 6-1 (tho	23,281.95		Lending Total Open Interest	873,503
Daily change: thou. pieces %	-30,605.96	-56.80%	Daily change: pieces %	-19,051 -2.13%
YtD Avg Volume: % chng prev year Avg	44,422.72	8.11%	Lending Volume (Multilateral/Bilateral)	36,135
Blocks Transactions Volume of Method 6-1 (thou. Pieces)	396.35		Daily change: pieces %	-36,224
Blocks Transactions Volume of Method 6-2 & 6-3 (thou. Pieces)	0.00		Multilateral Lending	36,135
Bonds Transactions Volume	598,000		Bilateral Lending	0
Securities' Trades Number with Block Trades Method 6-1	23,293		Lending Trades Number:	18
Daily change: number %	-7,815	-25.12%	Daily change: %	-8
YtD Avg Trades number % chng prev year Avg	37,051	13.53%	Multilateral Lending Trades Number	18
Number of Blocks Method 6-1	2		Bilateral Lending Trades Number	0
Number of Blocks Method 6-2 & 6-3	0			
Number of Bonds Transactions	56			

Athex Capitalisation (mill. €)**



Daily Fluctuation of Athex Composite Share Price Index



Athex Indices

Index name	31/05/2021	28/05/2021	pts.	%	Min	Max	Year min	Year max	Year change
Athex Composite Share Price Index	894.85 #	887.60	7.25	0.82%	887.60	894.90	726.02	919.21	10.61% #
FTSE/Athex Large Cap	2,167.17 #	2,148.05	19.12	0.89%	2,148.05	2,167.17	1,718.82	2,234.40	12.02% #
FTSE/Athex Mid Cap Index	1,400.59 #	1,398.67	1.92	0.14%	1,396.64	1,404.51	1,026.21	1,404.51	26.48% #
FTSE/ATHEX-CSE Banking Index	417.96 #	410.85	7.11	1.73%	410.85	419.63	306.88	483.96	6.41% #
FTSE/ATHEX High Dividend Yield Index	3,067.30 #	3,051.17	16.13	0.53%	3,051.17	3,070.09	2,542.41	3,092.52	13.43% #
FTSE/ATHEX Global Traders Index Plus	2,497.21 #	2,477.06	20.15	0.81%	2,475.56	2,499.81	1,943.84	2,510.06	18.84% #
FTSE/ATHEX Mid & Small Cap Factor-Weighted Ind	3,569.37 #	3,584.64	-15.27	-0.43%	3,551.09	3,623.67	2,996.13	3,637.32	14.25% #
ATHEX Select Index Plus	3,465.07 #	3,445.48	19.59	0.57%	3,440.46	3,469.44	2,805.20	3,525.40	12.48% #
ATHEX Select Index	3,758.99 #	3,729.98	29.01	0.78%	3,729.98	3,765.02	2,785.00	3,782.09	24.15% #
FTSE/Athex Market Index	533.51 #	529.97	3.54	0.67%	529.97	533.51	424.25	543.63	12.65% #
FTSE Med Index	5,128.59 #	5,123.96	4.63	0.09%			4,489.55	5,128.59	13.08% #
Athex Composite Index Total Return Index	1,506.75 #	1,494.55	12.20	0.82%	1,494.55	1,506.84	1,220.96	1,546.36	10.75% #
FTSE/Athex Large Cap Total Return	3,298.53 #	3,298.53	0.00	0.00%			2,707.58	3,400.84	11.08% #
FTSE/Athex Mid Cap Total Return	1,778.91 #	1,778.89	0.02	0.00%			1,313.08	1,778.91	27.97% #
FTSE/ATHEX-CSE Banking Total Return Index	359.84 #	359.84	0.00	0.00%			283.07	421.45	4.58% #
Hellenic Mid & Small Cap Index	1,401.55 #	1,392.96	8.59	0.62%	1,392.96	1,402.21	1,110.37	1,418.18	16.55% #
FTSE/Athex Banks	552.22 #	542.83	9.39	1.73%	542.83	554.43	405.46	639.42	6.40% #
FTSE/Athex Insurance	1,993.13 #	1,993.13	0.00	0.00%	1,981.17	1,993.13	1,909.42	2,192.44	4.38% #
FTSE/Athex Financial Services	810.83 #	810.07	0.76	0.09%	808.69	818.48	679.98	843.74	6.14% #
FTSE/Athex Industrial Goods & Services	3,768.48 #	3,732.39	36.09	0.97%	3,732.39	3,779.83	2,762.19	3,829.10	28.49% #
FTSE/Athex Retail	55.33 #	54.66	0.67	1.23%	54.60	55.72	46.54	58.49	11.62% #
FTSE/ATHEX Real Estate	4,923.53 #	4,914.16	9.37	0.19%	4,910.37	4,954.17	4,187.35	5,277.93	2.04% #
FTSE/Athex Consumer Goods & Services	8,782.00 #	8,678.24	103.76	1.20%	8,584.07	8,811.63	6,939.31	9,231.17	12.85% #
FTSE/Athex Food & Beverage	11,153.52 #	11,216.84	-63.32	-0.56%	11,146.00	11,217.80	9,045.03	11,234.62	12.83% #
FTSE/Athex Basic Resources	7,634.68 #	7,629.04	5.64	0.07%	7,629.04	7,833.02	5,233.31	8,597.84	24.06% #
FTSE/Athex Construction & Materials	3,368.23 #	3,327.37	40.86	1.23%	3,327.37	3,368.30	2,565.75	3,403.47	21.99% #
FTSE/Athex Energy	3,428.48 #	3,394.60	33.88	1.00%	3,394.60	3,444.70	2,835.10	3,547.95	15.64% #
FTSE/Athex Travel & Leisure	2,045.56 #	2,042.32	3.24	0.16%	2,030.58	2,050.91	1,540.34	2,055.99	18.07% #
FTSE/Athex Technology	1,411.48 #	1,416.65	-5.17	-0.36%	1,404.45	1,423.96	1,043.00	1,441.49	29.22% #
FTSE/Athex Telecommunications	4,129.98 #	4,083.49	46.49	1.14%	4,077.47	4,130.08	3,294.37	4,167.74	13.32% #
FTSE/Athex Utilities	5,071.57 #	5,048.70	22.87	0.45%	5,017.44	5,071.57	4,264.97	5,372.86	10.19% #
FTSE/Athex Health Care	499.17 #	487.51	11.66	2.39%	487.51	501.51	396.54	527.17	12.63% #
Athex All Share Index	219.14 #	217.92	1.22	0.56%	219.14	219.14	175.88	220.19	16.85% #
Hellenic Corporate Bond Index	126.31 #	126.25	0.06	0.05%			122.29	126.31	3.48% #
Hellenic Corporate Bond Price Index	95.91 #	95.87	0.04	0.04%			93.98	95.91	2.20% #

Note 1: FTSE/Med 100, Hellenic Corporate Bond Price Index and Hellenic Corporate Bond Index closing prices refer to the previous trading day of 27/05/2021.

Note 2: The Hellenic Mid & Small Cap Index is a Customized index calculated by the Athens Exchange.

Analytic Figures for Athex Market's Boards and Categories

	Total Traded Securities	Main Market	Surveillance	Exchange Traded Funds (ETFs)
Totals	134	118	15	1
Gain / Lose / Same:	80 / 33 / 21	72 / 33 / 13	7 / 0 / 8	1 / 0 / 0
Athex Capitalisation (mill. €) **	62,314.60	62,132.21	182.39	
Daily Average Trans/ons Value(thou.€)	83,258.97	83,135.76	182.87	20.77
Transactions Value	44,653.78	44,325.77	303.07	24.94
Main Board:	43,025.41	42,697.40	303.07	24.94
Blocks Board 6_2_3:	1,628.37	1,628.37	0.00	0.00
Forced Sales Board:	0.00	0.00	0.00	0.00
Special Terms Board:	0.00	0.00	0.00	0.00
Daily Average Transactions Volume	44,422,716	43,197,518	1,267,365	1,035
Transactions Volume	23,281,951	21,682,858	1,597,964	1,129
Main Board:	22,885,598	21,286,505	1,597,964	1,129
Blocks Board 6_2_3:	396,353	396,353	0	0
Forced Sales Board:	0	0	0	0
Special Terms Board:	0	0	0	0
Daily Average Number of Trades	37,051	36,804	245	3
Number of Trades	23,293	22,902	389	2
Main Board:	23,291	22,900	389	2
Blocks Board 6_2_3:	2	2	0	0
Forced Sales Board:	0	0	0	0
Special Terms Board:	0	0	0	0

Trading Details by Athex Sectors and Financial Instruments (ETFs)

Code	Sectors	Gain / Lose / Same	Number of Trades	Transactions Volume	Transactions Value	% of Total Trans. Value
3010	- Banks	4 / 2 / 0	9,291	15,547,488	21,660,352.47	48.79%
5510	- Basic Resources	10 / 3 / 3	1,357	701,253	1,621,643.62	3.65%
5010	- Construction & Materials	9 / 1 / 1	1,732	806,050	1,650,401.49	3.72%
4020	- Consumer Products & Services	6 / 1 / 2	1,213	177,430	1,904,618.02	4.29%
6010	- Energy	2 / 2 / 0	629	227,811	2,409,404.79	5.43%
12000	- Financial Instruments	1 / 0 / 0	2	1,129	24,936.90	0.06%
3020	- Financial Services	3 / 0 / 1	422	1,385,988	454,633.34	1.02%
4510	- Food Beverage & Tobacco	6 / 2 / 1	417	229,851	626,024.47	1.41%
2010	- Health Care	3 / 0 / 1	58	25,671	24,980.86	0.06%
5020	- Industrial Goods & Service	12 / 7 / 2	1,853	1,641,513	2,341,874.02	5.27%
3030	- Insurance	0 / 1 / 1	70	18,736	92,056.58	0.21%
4030	- Media	1 / 1 / 0	34	23,611	7,957.85	0.02%
4520	- Personal Care, Drug & Grocery Stores	2 / 1 / 0	108	77,215	383,790.22	0.86%
3510	- Real Estate	2 / 3 / 4	658	245,188	1,380,539.90	3.11%
4040	- Retail	3 / 3 / 1	428	117,364	293,166.90	0.66%
1010	- Technology	7 / 2 / 1	629	261,073	585,495.08	1.32%
1510	- Telecommunications	2 / 1 / 1	969	274,006	2,533,291.56	5.71%
4050	- Travel & Leisure	4 / 1 / 2	977	498,100	2,043,460.72	4.60%
6510	- Utilities	3 / 2 / 0	1,964	605,596	4,358,498.90	9.82%

Top 10 best & worst performing Shares

Main Market

With positive Price change	Closing price	change	With negative Price change	Closing price	change
KARAMOLEGOS SA (CR)	3.18	29.27% #	SPACE HELLAS SA (CR)	7.36	-2.39% €
MATHIOS REFRACTORY SA (CR)	0.52	14.54% #	AVAX S.A. (CR)	1.23	-2.38% €
VARVERIS - MODA BAGNO SA (CR)	0.62	12.73% #	REVOIL (CR)	1.52	-2.25% €
LANAKAM SA (CR)	1.09	9.00% #	QUEST HOLDINGS (CR)	14.22	-1.39% €
TZIRAKIAN PROFIL (CR)	2.7	8.00% #	KEKROPS SA (CR)	1.778	-1.33% €
KORDELLOS BROS SA (CR)	0.432	7.46% #	PETROPOULOS PETROS (CR)	6.6	-1.20% €
CPI SA (CR)	0.79	6.76% #	ATTICA BANK S.A. (CR)	0.1704	-0.93% €
INTRACOM CONSTR. (CR)	1.8	5.88% #	TERNA ENERGY (CR)	11.72	-0.68% €
REDS S.A. (CR)	1.845	5.13% #	ELTON SA (CR)	1.67	-0.60% €
NATIONAL BANK (CR)	2.584	4.19% #	KRI-KRI S.A. (CR)	7.6	-0.52% €
With the highest Transactions Value	Value (thou. €)	change	With the highest Transactions Volume	Volume	change
NATIONAL BANK (CR)	8,854.31	4.19% #	ALPHA SERVICES HOLD (CR)	5,978,495	2.09% #
ALPHA SERVICES HOLD (CR)	6,528.71	2.09% #	EUROBANK HOLDINGS (CR)	3,582,695	-0.31% €
PIRAEUS FINANCIAL HOLD (CR)	3,384.65	1.80% #	NATIONAL BANK (CR)	3,445,585	4.19% #
PPC (CR)	2,842.83	0.50% #	PIRAEUS FINANCIAL HOLD (CR)	2,212,226	1.80% #
EUROBANK HOLDINGS (CR)	2,762.57	-0.31% €	MARFIN INVESTMENT GROUP (CR)	1,291,593	1.21% #
OTE (CR)	2,325.93	1.13% #	ELVALHALCOR (CR)	470,434	0.23% #
MOTOR OIL (CR)	1,914.38	0.89% #	ATTICA BANK S.A. (CR)	323,557	-0.93% €
OPAP (CR)	1,777.22	0.00% -	ELLAKTOR (CR)	318,051	1.14% #
JUMBO SA (CR)	1,698.00	1.27% #	PPC (CR)	317,720	0.50% #
LAMDA DEVELOPMENT SA (CR)	1,246.34	0.00% -	AVAX S.A. (CR)	293,665	-2.38% €

Note: Stocks that are not included in the "Under Supervision" category, and the transactions value is more than 10,000 €.

Derivatives Summary

	Number of Trades	Volume	Open Interest
Index Futures	122	322	5,977
FTSE/Athex Large Cap	122	322	5,977
Stock Futures	1,221	21,820	784,915
ADMIE (IPTO) HOLDING S.A. (CR)	10	55	8,276
ALPHA SERVICES HOLD (CR)	130	3,357	50,105
ATTICA BANK S.A. (CR)	0	0	465
CC HBC AG (CR)	1	1	101
CENERGY HOLDINGS (CB)	20	74	8,509
ELLAKTOR (CR)	86	755	6,242
EUROBANK HOLDINGS (CR)	110	3,366	54,637
EYDAP S.A. (CR)	30	104	1,724
FOURLIS (CR)	24	64	1,026
GEK TERNA (CR)	51	244	8,787
HELLENIC EXCHANGES-A.S.E. (CR)	7	15	2,861
HELLENIC PETROLEUM (CR)	17	41	2,482
INTRACOM HOLDINGS (CR)	2	8	3,673
JUMBO SA (CR)	16	31	1,605
LAMDA DEVELOPMENT SA (CR)	21	55	5,115
MARFIN INVESTMENT GROUP (CR)	7	103	42,709
MOTOR OIL (CR)	20	59	3,099
MYTILINEOS (CR)	21	65	5,909
NATIONAL BANK (CR)	354	8,500	42,150
OPAP (CR)	25	125	1,367
OTE (CR)	43	119	4,212
P.P.A. S.A. (CR)	6	17	285
PIRAEUS FINANCIAL HOLD (CR)	65	3,978	502,931
PPC (CR)	111	565	16,173
TERNA ENERGY (CR)	8	15	2,682
TITAN CEMENT (CB)	0	0	810
VIOHALCO SA/NV (CB)	36	104	6,980
Index Options	13	104	1,235
FTSE/Athex Large Cap	13	104	1,235
Stock Options	4	20	813
ALPHA SERVICES HOLD (CR)	0	0	10
NATIONAL BANK (CR)	0	0	305
OPAP (CR)	1	5	75
OTE (CR)	0	0	67
PIRAEUS FINANCIAL HOLD (CR)	0	0	0
PPC (CR)	3	15	356
Total Derivatives Traded	1,360	22,266	792,940

Section 2: Analytic Figures of Shares Transactions

Monday, 31 May, 2021

Number of Outstanding Securities	Nominal Value	Dividends [1]			Date of Last Coupon		Note	Shares	Closing price	% change	Previous closing price/date	Open price	Price min	Price max	Last price	Avg price	Last Bid [7]	Last Ask [7]	P/E after tax	Year	Volume	Trades	Transactions Value[8]	Company Mkt Value (thou. €)	Year low	Year high	Sector[4]	
		2018	2019	2020	Dividend [2]	Right																						
114,320,400	0.100	(0.0575)			23/03/2020	05/08/2019		IKTINOS HELLAS SA (CR)	0.93	0.22 P	0.928	28/05/2021	0.924	0.913	0.94	0.93	0.927	450@0.920	10732@0.930			31,456	53	29,147.69	106,317.97	0.59	0.94	50101035
8,226,132	0.900				15/05/2009	13/10/2014		ILYDA S.A. (CR)	1.44	2.86 P	1.4	28/05/2021	1.43	1.42	1.45	1.44	1.437	100@1.42	206@1.44			6,910	28	9,929.69	11,845.63	0.62	1.495	10101015
8,298,467	0.400				30/08/1993	08/05/2013		IDEAL GROUP SA (CR)	3.73		3.73	28/05/2021	3.73	3.72	3.78	3.72	3.743	100@3.71	315@3.72			2,923	31	10,941.36	30,953.28	2	3.95	10102030
18,567,912	0.590					26/01/2021		INTERLIFE G.C.I.(CR)	4.08	-1.45 E	4.14	28/05/2021	4.1	4.04	4.12	4.12	4.087	338@4.04	3141@4.12		2020	1,762	14	7,201.34	75,757.08	3.1	4.46	30302025
8,424,900	0.500				12/07/2010	04/07/2019		INTERTECH SA (CR)	0.814	-0.25 E	0.816	28/05/2021	0.824	0.798	0.824	0.814	0.813	2@0.814	2100@0.816		2020	3,568	14	2,900.85	6,857.87	0.55	0.84	50205010
19,804,134	0.300				01/07/2004	06/11/2017		KEKROPS SA (CR)	1.778	-1.33 E	1.802	28/05/2021	1.754	1.714	1.788	1.778	1.777	40@1.77	190@1.78	(-6)-	2020	28,607	79	50,834.26	35,211.75	1.714	3.4	35101010
40,219,218	0.260				14/09/2020	10/06/2019		KLOUKINAS - LAPPAS SA (CR)	0.692	0.58 P	0.688	28/05/2021	0.7	0.67	0.7	0.692	0.681	550@0.678	2425@0.692			12,255	26	8,350.63	27,831.70	0.54	0.74	50101010
11,510,102	0.890				24/06/2005	06/10/1999		NAFAKTOS TEXTILE (CR)	0.89	-5.32 E	0.94	28/05/2021	0.92	0.89	0.935	0.89	0.915	281@0.890	40@0.930			729	5	667.04	10,243.99	0.585	1.03	55101020
21,224,340	0.420				10/09/2018	25/04/2006		KORDELLOS BROS SA (CR)	0.432	7.46 P	0.402	28/05/2021	0.405	0.391	0.436	0.432	0.421	1000@0.425	1200@0.433	11.99	2020	46,808	87	19,715.72	9,168.91	0.22	0.436	55102010
33,065,136	0.380	0.15	0.18		20/08/2020	16/09/2013		KRI-KRI S.A. (CR)	7.6	-0.52 E	7.64	28/05/2021	7.66	7.6	7.7	7.6	7.632	1850@7.50	640@7.68	15.84	2020	2,756	19	21,032.92	251,295.03	6.44	7.8	45102020
7,595,160	0.600	0.0263			10/09/2019	18/08/2010		KIRIAKOULIS SHIPPING SA (CR)	1.42	2.53 P	1.385	28/05/2021	1.485	1.385	1.485	1.42	1.385	13@1.39	1548@1.42			400	9	554.14	10,785.13	0.962	1.55	40501015
6,200,000	0.500				22/06/2010	01/11/1995		MINERVA KNITWEAR (CR)	0.52	4.00 P	0.5	28/05/2021	0.545	0.52	0.545	0.52	0.54	1500@0.460	3049@0.520			221	4	119.37	3,224.00	0.238	0.65	40204020
17,120,280	0.940		0.07		12/06/2020	02/08/2019		LOULIS MILLS SA (CR)	2.66	2.31 P	2.6	28/05/2021	2.56	2.56	2.72	2.66	2.667	21220@2.64	100@2.72			202,496	304	539,986.00	45,539.94	2.32	2.94	45102020
9,819,370	0.690				14/08/2007	09/01/2004		MATHIOS REFRACTORY SA (CR)	0.52	14.54 P	0.454	28/05/2021	0.47	0.47	0.52	0.52	0.487	1500@0.494	615@0.520			20,628	37	10,037.90	5,106.07	0.304	0.525	55101000
29,250,000	0.360		0.02		01/07/2020	25/04/2019		MOTODYNAMICS S.A. (CR)	1.41	-0.35 E	1.415	28/05/2021	1.415	1.36	1.415	1.405	1.408	935@1.37	1544@1.41			2,018	10	2,840.44	41,242.50	1	1.46	40401030
32,188,050	1.04				21/07/2008	20/01/2000		MOUZAKIS (CR)	0.61	0.66 P	0.606	28/05/2021	0.6	0.6	0.622	0.61	0.601	1707@0.600	390@0.610			8,923	11	5,361.34	19,634.71	0.33	0.644	55101020
4,971,466	1.46				04/07/2007	08/10/2003		PAIRIS SA (CR)	1.065	-0.47 E	1.07	28/05/2021	1.03	1.015	1.07	1.07	1.051	200@1.02	2707@1.07			3,751	13	3,941.66	5,294.61	0.765	1.145	50203030
26,906,094	0.540			0.05	07/05/2021	14/01/2021		PAPOUTSANIS (CR)	2.24	0.45 P	2.23	28/05/2021	2.24	2.21	2.25	2.24	2.23	156@2.21	2743@2.24			5,212	31	11,622.03	60,269.65	2.18	2.43	45201020
7,070,400	0.930		0.1013		24/08/2020	06/05/2016		PETROPOULOS PETROS (CR)	6.6	-1.20 E	6.68	28/05/2021	6.7	6.52	6.72	6.6	6.593	150@6.56	110@6.66			9,301	63	61,323.66	46,664.64	5.36	7	50206015
22,075,665	0.330	0.07			02/07/2020	27/04/2015		PLAISIO COMPUTERS SA (CR)	4.1	-0.24 E	4.11	28/05/2021	4.05	4.04	4.18	4.1	4.11	9@4.06	299@4.10			2,552	33	10,487.90	90,510.23	3.46	4.33	40401010
21,912,599	0.300				11/04/2011	23/02/2007		REVOIL (CR)	1.52	-2.25 E	1.555	28/05/2021	1.51	1.51	1.555	1.52	1.53	1171@1.52	1700@1.54	11.09	2019	8,901	26	13,617.86	33,307.15	0.82	1.64	60101020
40,693,350	5.00				03/07/2006	26/05/2015		TECHNICAL OLYMPIC SA (CR)	1.498	-0.66 E	1.508	28/05/2021	1.472	1.472	1.506	1.498	1.5	466@1.48	2254@1.50			5,175	31	7,764.36	60,958.64	1.34	1.718	40202010
1,524,000	0.300				06/07/2007	06/02/2013		TZIRAKIAN PROFIL (CR)	2.7	8.00 P	2.5	28/05/2021	2.59	2.53	2.7	2.7	2.618	142@2.55	9@2.70	16.66	2020	11,479	79	30,046.75	4,114.80	2.3	2.86	55102010
10,203,575	0.730				16/07/2007	18/10/1999		FIERATEX SA (CR)	0.47	4.44 P	0.45	28/05/2021	0.47	0.437	0.47	0.47	0.469	2000@0.438	2000@0.475		2020	6,144	21	2,879.22	4,795.68	0.362	0.57	55101020
8,340,750	1.16				25/06/2009	17/09/2018		HAIDEMENOS SA (CR)	0.78	-0.64 E	0.785	28/05/2021	0.77	0.755	0.78	0.78	0.771	1500@0.760	499@0.780		2020	2,290	8	1,764.80	6,505.79	0.472	0.8	50205030

Main Market - Low Liquidity Class

14,000,000	4.15				23/04/2010	29/06/1999		ALPHA REAL ESTATE SA(CR)	6.95	-2.11 E	7.1	28/05/2021	6.95	6.95	6.95	6.95	6.95	72@6.95	250@7.05			18	2	125.10	97,300.00	5.85	7.4	35101015
215,805,843	0.300	0.05			17/01/2020	29/12/2010		ATTICA HOLDINGS (CR)	1.01	-1.94 E	1.03	28/05/2021	1.005	1	1.03	1.01	1.012	200@1.03	2957@1.03			9,632	17	9,747.61	217,963.90	0.77	1.12	40501015
11,720,024	0.540		0.0632		13/07/2020	30/08/2019		FLEXOPACK SA (CR)	8.6	0.58 P	8.55	28/05/2021	8.6	8.6	8.6	8.6	8.6	170@8.55	99@8.60			50	1	430.00	100,792.21	8.2	9.6	50203030
10,500,000	4.00	0.36	0.36		02/07/2020	02/08/2016		INTERCONTINENTAL (CR)	7.05		7.05	28/05/2021	7.2	7.2	7.2	7.2	7.2	100@7.00	100@7.20			27	1	194.40	74,025.00	6.05	7.2	35102000
150,654,279	0.500			0.01	27/05/2021	10/06/2020		TRASTOR REAL EST. INV. CO.(CR)	0.855	-3.93 E	0.89	28/05/2021	0.88	0.855	0.88	0.855	0.871	1805@0.855	1400@0.880			534	2	465.05	128,809.41	0.8	0.955	35102000
15,300,000	0.300				30/07/2009	13/12/1999		ATTICA PUBLICATIONS SA (CR)	0.424	-3.64 E	0.44	28/05/2021	0.484	0.4	0.484	0.424	0.405	26000@0.410	1708@0.440			3,360	11	1,361.88	6,487.20	0.324	0.484	40301030
6,325,000	0.600	0.103	0.095		17/09/2020	17/02/2014		VOGIATZOGLU SYSTEMS SA (CR)	1.78		1.78	28/05/2021						55@1.79	700@1.82						11,258.50	1.54	2.04	50205010
8,418,750	0.300	0.32	0.095		26/08/2020	27/06/2012		GEKE (CR)	6.45	9.32 P	5.9	28/05/2021	6.45	6.45	6.45	6.45	6.45	20@5.35			2020	150	2	967.50	54,300.94	3.72	6.45	40501025
15,000,000	0.300				06/07/2007	18/07/2000		DAIOS PLASTICS SA (CR)	3.28		3.28	28/05/2021						70@3.00	330@3.28						49,200.00	2.78	3.8	50203015
122,156,754	0.440		0.01		25/09/2020	28/03/2018		IASO SA (CR)	1.5		1.5	28/05/2021	1.5	1.5	1.5	1.5	1.51	270765@1.50	6833@1.51			4,087	6	6,130.50	183,235.13	1.23	1.52	20101010
86,735,980	0.310				06/07/2009	02/01/2002		ATHENS MEDICAL CENTER SA (CR)	1.71	1.79 P	1.68	28/05/2021	1.61	1.6	1.71	1.71	1.676	1000@1.69	270@1.71			6,150	31	10,308.41	148,318.53	1.28	1.82	20101025
2,566,836	0.440				13/08/2010	09/01/2007		INTERWOOD-XYLEMPORIA (PR)	0.35		0.35	28/05/2021							342@0.344						10,344.73	0.224	0.35	50205010

Number of Outstanding Securities	Nominal Value	Dividends [1]			Date of Last Coupon		Note	Shares	Closing price	% change	Previous closing price/date	Open price	Price min	Price max	Last price	Avg price	Last Bid [7]	Last Ask [7]	P/E after tax	Year	Volume	Trades	Transactions Value[8]	Company Mkt Value (thou. €)	Year low	Year high	Sector[4]
		2018	2019	2020	Dividend [2]	Right																					
766,000	1.00	---	---	---	01/07/2004	11/12/2012	5193	TRIA ALFA SA (CR)	7	---	7	28/05/2021	---	---	---	---	---	75@6.70	---	2020	---	---	---	5,940.20	7	7	55101020
245,000	1.00	---	---	---	19/07/2010	11/12/2012	5194	TRIA ALFA SA (PR)	2.36	---	2.36	28/05/2021	---	---	---	---	250@2.02	386@2.72	---	2020	---	---	---	5,940.20	1.41	3.64	55101020

Suspension Status

5,867,311	0.300	---	---	---	11/08/2010	28/04/2017	5243	DIONIC (CR)	0.11	---	0.11	30/06/2020	---	---	---	---	---	---	---	---	---	---	---	645.40	0.11	0.11	50205010
21,820,410	0.800	---	---	---	22/05/2008	02/08/2011	5174	EUROMEDICA SA (CR)	0.448	---	0.448	30/04/2018	---	---	---	---	---	---	---	---	---	---	---	9,775.54	0.448	0.448	20101010
66,948,210	0.300	---	---	---	22/09/2015	22/09/2015	5179	FOLLI FOLLIE (CR)	4.8	---	4.8	24/05/2018	---	---	---	---	---	---	---	---	---	---	---	321,351.41	4.8	4.8	40401030
343,582,558	0.300	---	---	---	---	19/09/2016	5251	Forthnet (CR)	0.3	---	0.3	22/04/2021	---	---	---	---	3000@0.290	34000@0.318	---	---	---	---	---	103,074.77	0.272	0.31	15102015
12,417,000	0.310	0.0205	---	---	27/08/2019	28/08/2017	5233	MLS MULTIMEDIA SA (CR)	0.57	---	0.57	12/05/2020	---	---	---	---	---	---	---	---	---	---	---	7,077.69	0.57	0.57	10101015
33,301,715	0.320	---	---	---	27/06/2003	08/07/2009	5241	AEGEK (CR)	0.035	---	0.035	25/06/2020	---	---	---	---	---	---	---	---	---	---	---	1,165.56	0.035	0.035	50101010
77,126,446	0.340	---	---	---	23/05/2005	18/08/2011	5206	G.E. DIMITRIOU (CR)	0.0125	---	0.0125	30/04/2019	---	---	---	---	---	---	---	---	---	---	---	964.08	0.0125	0.0125	40202020
7,085,888	1.59	---	---	---	02/07/1996	06/09/2010	5216	ELVIEK (CR)	2.6	---	2.6	30/09/2019	---	---	---	---	---	---	---	---	---	---	---	18,423.31	2.6	2.6	35101010
25,179,640	0.600	---	---	---	08/08/1994	19/09/2000	5191	J.BOUTARIS & SON (CR)	0.026	---	0.026	01/10/2018	---	---	---	---	---	---	---	---	---	---	---	742.45	0.026	0.026	45101015
1,540,000	0.600	---	---	---	08/08/1994	19/09/2000	5192	J.BOUTARIS & SON (PR)	0.057	---	0.057	01/10/2018	---	---	---	---	---	---	---	---	---	---	---	742.45	0.057	0.057	45101015
31,543,600	0.420	---	---	---	19/07/2010	19/12/2018	5205	KRETA FARM SA (CR)	1.09	---	1.085	30/04/2019	---	---	---	---	---	---	---	---	---	---	---	34,382.52	1.085	1.09	45102020
23,935,280	0.300	---	---	---	29/06/2009	13/06/2000	5153	NAYTEMPORIKI PUBLISHING SA(CR)	0.107	---	0.107	02/10/2017	---	---	---	---	---	---	---	---	---	---	---	2,561.07	0.107	0.107	40301030
23,463,874	0.800	---	---	---	23/05/2003	21/12/1999	4918	NEORION SA (CR)	0.125	---	0.125	30/08/2012	---	---	---	---	---	---	---	---	---	---	---	2,932.98	0.125	0.125	50206030
24,319,250	0.300	---	---	---	09/07/2002	04/07/2007	5165	PROODEFTIKH SA (CR)	0.21	---	0.21	23/04/2021	---	---	---	---	---	---	---	---	---	---	---	5,107.04	0.18	0.3	50101010

Shares' Notes

Code	Note text
()	- Adjusted dividends.
*	- Last adjusted closing price.
[1]	- Net dividends.
[2]	- The "Date of Last Coupon" for New listings refers to the date company's stocks started to trade in Athex
[3]	- The Company Market Value is referred to the number of outstanding shares
[4]	- Sectors codification can be found in Appendix A
[5]	- The Market Value refers to the total number of shares listed (including their several classes) in the exchange by the company.
[6]	- P/E greater than 100
[7]	- Last view of the Order Book before the end of the trading session
[8]	- All Blocks Methods' Transactions Value are included.
4750	- Transfer to the Under Surveillance Category from 8/4/2011.
4887	- Transfer to the Surveillance Category as of 10/4/2012.
4912	- Transfer to the Surveillance Category as of 31/7/2012.
4918	- Suspension of trading as of 31/8/2012.
4955	- Transfer to the Surveillance Category as from 5/4/2013.
4957	- Transfer to the Surveillance Category as from 5/4/2013.
4958	- Transfer to the Surveillance Category as from 5/4/2013.
4959	- Transfer to the Surveillance Category as from 5/4/2013.
5093	- Transfer to the Surveillance Category as of 8/4/2015.
5112	- Transfer to the Surveillance Category as of 15/04/2016.
5115	- Transfer to the Surveillance Category as of 15/04/2016.
5141	- Transfer to the Surveillance Category as of 10/05/2017.
5153	- Suspension of trading as of 03/10/2017.
5160	- Transfer to the Surveillance Category as of 15/04/2016.
5162	- Transfer to the Under Supervision Category as of 21/12/2009.
5165	- Transfer to the Surveillance Category as of 15/02/2018.
5174	- Suspension of trading as of 02/05/2018.
5178	- Transfer to the Surveillance Category as of 11/05/2018.
5179	- Suspension of trading as of 25/05/2018.
5191	- Suspension of trading as of 02/10/2018.
5192	- Suspension of trading as of 02/10/2018.
5193	- Transfer to the Surveillance Category as of 25/10/2018.
5194	- Transfer to the Surveillance Category as of 25/10/2018.
5197	- Transfer to the Surveillance Category as of 07/11/2018.
5205	- Suspension of trading as of 02/05/2019.
5206	- Suspension of trading as of 02/05/2019.
5216	- Suspension of trading as of 01/10/2019.
5232	- Transfer to the Under Surveillance Category from 08/04/2011.
5233	- Suspension of trading as of 13/05/2020.
5241	- Suspension of trading as of 26/06/2020.
5243	- Suspension of trading as of 01/07/2020.
5245	- Transfer to the Surveillance Category as of 09/07/2020.
5246	- Transfer to the Surveillance Category as of 09/07/2020.
5248	- Transfer to the Surveillance Category as of 06/09/20116.
5251	- Transfer to the Surveillance Category as of 25/11/2011.
5253	- Transfer to the Surveillance Category as of 14/5/2021.

Securities Blocks Details

Securities	Block Volume	Price	Block Trade Value	Time of approval	Note
MOTOR OIL (CR)	96,353	13.50	1,300,765.50	11:33:14	20
ALPHA SERVICES HOLD (CR)	300,000	1.09	327,600.00	16:41:03	20

Blocks Notes

- 9 - Method 6-1 / Special Fees
- 10 - Method 6-1 / Special Fees, SDS
- 14 - Method 6-3 / Settlement, Incomplete Buy and Sell
- 18 - Method 6-2 / SPOT 1
- 19 - Method 6-2 / SPOT 2
- 20 - Method 6-1 and Method 6-1 Same Day Settlement
- 21 - Other Pre-agreed

Shares Rights Details

Occured date	Exercise from	Exercise until	Trading until	Rights	Price min	Price max	Closing price	Last Bid	Last Ask	Volume	Trades	Transactions Value
24/05/2021	27/05/2021	09/06/2021	04/06/2021	AEGEAN AIRLINES (CR)	0.580	0.689	0.600	416,878	482	256,649.12

Forced Sales Details

Securities	Category of Security	Transactions Volume	Number of Trades	Transactions Value	Note
No Forced Transactions.					

Forced Sales Notes

- 1 - Compulsory Public Forced Sales
- 2 - Forced Sales of Fixed Registered Shares
- 3 - Forced Sales of Remaining Fractional Shares

Exchange Traded Funds (ETFs) Characteristics

	Transactions Date (T)	Creation / Redemption	Units (T-1)	New Units (T-1)	Redemption Units (T-1)	Units (T) [1]	Fund Assets [2]	Net Unit Price	Dividend per Unit	Dividend Date
ALPHA ETF FTSE Athex Large Cap	31/05/2021	5,000	853,597	---	---	853,597	18,688,540.00	21.8939	0.81	01/07/2020

ETFs Notes

[1] - Units (T) = Units (T-1) + New Units (T-1) - Redemption Units (T-1)

[2] - The Creation / Redemption Units of T-1 are included.

Non Convertible Corporate Bonds - Regulated Market

Num Listed Bonds	Nominal price	Issue price	Today's Rate	Exp. Date	Duration (years)	Note	Coupon		Trading Unit	Corporate Bonds	Accrued Int.	Yield.T.Mat	Price min	Price max	Closing price	Previous closing price/date	Volume	Transactions Value	Last order		ear min	Year max		
							Common	Preferred											Price	Buy / Sell			Date	
20,529	1,000.00	1,000.00	4.95	26/06/2023	5	---	6	---	1	B&F COMM. & GARM. INDUS. S.A. (Non Convertible)	21.4500	5.2370	---	---	---	98.0000	28/05/2021	---	---	97.3519	B	31/05/2021	92.1501	99.4900
90,000	1,000.00	1,000.00	3.00	11/05/2023	5	---	7	---	1	CORAL A.E. (Non Convertible)	1.8333	1.7840	102.0000	102.0000	102.0000	102.9800	28/05/2021	6,000	6,131.00	102.0000	B	31/05/2021	101.5000	103.5000
120,000	1,000.00	1,000.00	3.95	04/04/2025	7	---	7	---	1	GEK TERNA S.A. (Non Convertible)	6.2542	2.4230	104.3500	104.3500	104.3500	104.4000	28/05/2021	29,000	30,442.87	104.5000	B	31/05/2021	103.3350	105.2000
100,000	1,000.00	1,000.00	2.70	25/05/2026	5	---	1	---	1	COSTAMARE PARTICIPATIONS PLC (Non Convertible)	0.6000	2.5070	100.7600	100.9000	100.8610	101.0700	28/05/2021	68,000	68,626.30	101.0000	B	31/05/2021	100.4000	101.2500
200,000	1,000.00	1,000.00	1.90	23/03/2028	7	---	1	---	1	MOTOR OIL CORINTH REFINERIES SA (Non Convertible)	3.7472	1.8370	100.3000	100.4500	100.3460	100.4670	28/05/2021	126,000	126,908.15	100.3300	B	31/05/2021	100.2357	100.9899
200,000	1,000.00	1,000.00	2.10	27/10/2027	7	---	2	---	1	O.P.A.P. S.A. (Non Convertible)	2.1000	1.7980	101.6000	101.7000	101.6241	101.7000	28/05/2021	29,000	29,531.90	101.4500	B	31/05/2021	99.3000	102.8500
175,000	1,000.00	1,000.00	3.40	26/07/2024	5	---	4	---	1	ATTICA HOLDINGS S.A. (Non Convertible)	11.9944	3.5840	98.7400	99.0000	98.8163	98.4300	28/05/2021	152,000	152,023.95	98.0000	B	31/05/2021	90.0310	99.0000
39,892,816	1.00	1.00	5.00	04/10/2021	5	---	19	---	1	HOUSEMARKET S.A. (Non Convertible)	0.0079	0.8500	---	---	---	101.3780	24/05/2021	---	---	101.3500	B	31/05/2021	101.2000	102.9900
150,000	1,000.00	1,000.00	2.60	22/10/2026	7	---	4	---	1	TERNA ENERGY FINANCE S.A. (Non Convertible)	2.9611	2.4820	100.0600	100.0610	100.0604	100.0990	28/05/2021	24,000	24,085.57	100.1500	B	31/05/2021	99.4000	103.0000
200,000	1,000.00	1,000.00	3.60	12/03/2026	7	---	5	---	1	AEGEAN AIRLINES S.A. (Non Convertible)	8.2000	3.3330	99.9800	100.0299	99.9853	99.1040	28/05/2021	14,000	14,114.24	99.1100	B	31/05/2021	93.1501	102.0000
320,000	1,000.00	1,000.00	3.40	21/07/2027	7	---	2	---	1	LAMDA DEVELOPMENT S.A. (Non Convertible)	12.4667	3.0930	101.0500	101.5500	101.1250	101.5900	28/05/2021	65,000	66,541.58	101.0500	B	31/05/2021	99.0100	101.9000
500,000	1,000.00	1,000.00	2.75	03/07/2027	7	---	2	---	1	GEK TERNA S.A. (Non Convertible)	11.3819	2.8540	98.2000	99.7700	99.0711	99.4000	28/05/2021	85,000	85,177.90	98.5600	B	31/05/2021	97.8574	99.8765

Corporate Bonds Notes

Transactions Volume = (Pieces) * (Nominal Price). Transactions Value = (Pieces) * (Nominal Price) * (price %) + (Accrued interest).

The price of a Bond is stated as a percentage (%) of Bond's Nominal Price.

Nominal Price in Euros (€), except if it is noted differently.

Government Bonds

Number Listed Bonds	Nominal price	Today's Rate	Accrued Interest Calc	Exp. Date [1]	Duration (years)	Note	Coupons Date	Curr. coupon value	Trading Unit	Government Bonds	Price min	Price max	Closing price	Previous closing price/date	Volume	Transactions Value	Price	Last order Buy / Sell	Date
3,000,000	1,000.00	4.38	Actual/Actual	01/08/2022	5	---	01/08	4.38	1	GGB-FXD-010822-05Y-4.375-1.000	---	---	---	---	---	---	1.0000	B	28/11/2018
4,500,000	1,000.00	1.88	Actual/Actual	04/02/2035	15	---	04/02	1.88	1	GGB-FXD-040235-15Y-1.875-1.000	---	---	---	---	---	---	---	---	---
2,500,000	1,000.00	3.45	Actual/Actual	02/04/2024	5	---	02/04	3.45	1	GGB-FXD-020424-05Y-3.450-1.000	---	---	---	---	---	---	---	---	---
3,500,000	1,000.00	0.75	Actual/Actual	18/06/2031	10	---	18/06	0.75	1	GGB-FXD-180631-10Y-0.750-1.000	---	---	---	---	---	---	---	---	---
4,355,990,324	1.00	3.50	Actual/Actual	30/01/2023	5	---	01/02 - 31/01	3.50	1	GGB-FXD-300123-05Y-3.500-1.00	---	---	---	94.5720 13/07/2018	---	---	1.0000	B	28/11/2018
5,962,747,327	1.00	3.75	Actual/Actual	30/01/2028	10	---	/02 - 01/02 - 31/	3.75	1	GGB-FXD-300128-10Y-3.750-1.00	---	---	---	85.4610 13/07/2018	---	---	1.0000	B	28/11/2018
6,091,218,404	1.00	3.90	Actual/Actual	30/01/2033	15	---	/02 - 01/02 - 31/	3.90	1	GGB-FXD-300133-15Y-3.900-1.00	---	---	---	78.6730 13/07/2018	---	---	1.0000	B	28/11/2018
4,805,399,486	1.00	4.00	Actual/Actual	30/01/2037	19	---	/02 - 01/02 - 31/	4.00	1	GGB-FXD-300137-19Y-4.000-1.00	---	---	---	77.0370 13/07/2018	---	---	1.0000	B	28/11/2018
4,603,713,186	1.00	4.20	Actual/Actual	30/01/2042	24	---	/02 - 01/02 - 31/	4.20	1	GGB-FXD-300142-24Y-4.200-1.00	---	---	---	77.7640 13/07/2018	---	---	1.0000	B	28/11/2018
550,418,123	1.00	4.30	Actual/Actual	24/02/2023	11	---	24/02	4.30	1	GGB-FXD-240223-11Y-2.000-1.00	---	---	---	10.0000 22/06/2015	---	10.0000	B	11/07/2019	
445,007,576	1.00	4.30	Actual/Actual	24/02/2024	12	---	24/02	4.30	1	GGB-FXD-240224-12Y-2.000-1.00	---	---	---	10.0000 22/06/2015	---	---	---	---	
423,674,226	1.00	4.30	Actual/Actual	24/02/2025	13	---	24/02	4.30	1	GGB-FXD-240225-13Y-2.000-1.00	---	---	---	10.0000 22/06/2015	---	---	---	---	
212,292,153	1.00	4.30	Actual/Actual	24/02/2026	14	---	24/02	4.30	1	GGB-FXD-240226-14Y-2.000-1.00	---	---	---	10.0000 22/06/2015	---	---	---	---	
160,621,352	1.00	4.30	Actual/Actual	24/02/2027	15	---	24/02	4.30	1	GGB-FXD-240227-15Y-2.000-1.00	---	---	---	10.0000 22/06/2015	---	---	---	---	
183,244,055	1.00	4.30	Actual/Actual	24/02/2028	16	---	24/02	4.30	1	GGB-FXD-240228-16Y-2.000-1.00	---	---	---	10.0000 22/06/2015	---	---	---	---	
164,802,894	1.00	4.30	Actual/Actual	24/02/2029	17	---	24/02	4.30	1	GGB-FXD-240229-17Y-2.000-1.00	---	---	---	10.0000 22/06/2015	---	---	---	---	
165,460,943	1.00	4.30	Actual/Actual	24/02/2030	18	---	24/02	4.30	1	GGB-FXD-240230-18Y-2.000-1.00	---	---	---	10.0000 22/06/2015	---	---	---	---	
129,007,241	1.00	4.30	Actual/Actual	24/02/2031	19	---	24/02	4.30	1	GGB-FXD-240231-19Y-2.000-1.00	---	---	---	10.0000 22/06/2015	---	---	---	---	
126,192,683	1.00	4.30	Actual/Actual	24/02/2032	20	---	24/02	4.30	1	GGB-FXD-240232-20Y-2.000-1.00	---	---	---	10.0000 22/06/2015	---	---	---	---	
146,905,168	1.00	4.30	Actual/Actual	24/02/2033	21	---	24/02	4.30	1	GGB-FXD-240233-21Y-2.000-1.00	---	---	---	10.0000 22/06/2015	---	---	---	---	
154,475,606	1.00	4.30	Actual/Actual	24/02/2034	22	---	24/02	4.30	1	GGB-FXD-240234-22Y-2.000-1.00	---	---	---	10.0000 22/06/2015	---	---	---	---	
144,429,441	1.00	4.30	Actual/Actual	24/02/2035	23	---	24/02	4.30	1	GGB-FXD-240235-23Y-2.000-1.00	---	---	---	10.0000 22/06/2015	---	---	---	---	
166,211,676	1.00	4.30	Actual/Actual	24/02/2036	24	---	24/02	4.30	1	GGB-FXD-240236-24Y-2.000-1.00	---	---	---	10.0000 22/06/2015	---	---	---	---	
145,461,669	1.00	4.30	Actual/Actual	24/02/2037	25	---	24/02	4.30	1	GGB-FXD-240237-25Y-2.000-1.00	---	---	---	10.0000 22/06/2015	---	---	---	---	
146,941,087	1.00	4.30	Actual/Actual	24/02/2038	26	---	24/02	4.30	1	GGB-FXD-240238-26Y-2.000-1.00	---	---	---	10.0000 22/06/2015	---	---	---	---	
135,115,612	1.00	4.30	Actual/Actual	24/02/2039	27	---	24/02	4.30	1	GGB-FXD-240239-27Y-2.000-1.00	---	---	---	10.0000 22/06/2015	---	---	---	---	
141,909,637	1.00	4.30	Actual/Actual	24/02/2040	28	---	24/02	4.30	1	GGB-FXD-240240-28Y-2.000-1.00	---	---	---	10.0000 22/06/2015	---	---	---	---	
136,788,720	1.00	4.30	Actual/Actual	24/02/2041	29	---	24/02	4.30	1	GGB-FXD-240241-29Y-2.000-1.00	---	---	---	10.0000 22/06/2015	---	---	---	---	
163,643,410	1.00	4.30	Actual/Actual	24/02/2042	30	---	24/02	4.30	1	GGB-FXD-240242-30Y-2.000-1.00	---	---	---	10.0000 22/06/2015	---	---	---	---	
4,000,000	1,000.00	3.88	Actual/Actual	12/03/2029	10	---	12/03	3.88	1	GGB-FXD-120329-10Y-3.875-1.000	---	---	---	---	---	100.0000	B	15/10/2019	
3,000,000	1,000.00	0.00	Actual/Actual	12/02/2026	5	---	12/02	0.00	1	GGB-FXD-120226-05Y-0.000-1.000	---	---	---	---	---	---	---	---	
503,753	1,000.00	0.32	FLR Actual/360	16/09/2021	2	---	16/03 - 16/09	---	1	GGB-FLT-160921-02Y-0.319-1.000	---	---	---	---	---	---	---	---	
3,000,000	1,000.00	3.38	Actual/Actual	15/02/2025	7	---	15/02	3.38	1	GGB-FXD-150225-07Y-3.375-1.000	---	---	---	---	---	---	---	---	
250,250	1,000.00	2.90	Actual/Actual	20/03/2023	4	---	20/03	2.90	1	GGB-FXD-200323-04Y-2.900-1.000	---	---	---	---	---	---	---	---	

Government Bonds Notes

Transactions Volume = (Pieces) * (Nominal Price). Transactions Value = (Pieces) * (Nominal Price) * (price %) + (Accrued interest).

The Value of current coupon for the issues with NV 0.01 euro refers to NV 100 euros

FLR: Floating Interest Rate.

[1] - The Expiration Date of the interest bearing period and the Date for coupon payment.

Government Bonds

Number Listed Bonds	Nominal price	Today's Rate	Accrued Interest Calc	Exp. Date [1]	Duration (years)	Note	Coupons Date	Curr. coupon value	Trading Unit	Government Bonds	Price min	Price max	Closing price	Previous closing price/date	Volume	Transactions Value	Price	Last order Buy / Sell	Date
964,000	1,000.00	3.25	Actual/Actual	20/03/2025	6	---	20/03	3.25	1	GGB-FXD-200325-06Y-3.250-1.000	---	---	---	---	---	---	---	---	---
2,100,000	1,000.00	3.55	Actual/Actual	20/03/2026	7	---	20/03	3.55	1	GGB-FXD-200326-07Y-3.550-1.000	---	---	---	---	---	---	---	---	---
5,500,000	1,000.00	1.50	Actual/Actual	18/06/2030	10	---	18/06	1.50	1	GGB-FXD-180630-10Y-1.500-1.000	---	---	---	---	---	---	---	---	---
5,364,250	1,000.00	3.25	Actual/Actual	20/03/2050	30	---	20/03	3.25	1	GGB-FXD-200350-30Y-3.250-1.000	---	---	---	---	---	---	---	---	---
2,000,000	1,000.00	2.00	Actual/Actual	22/04/2027	7	---	22/04	2.00	1	GGB-FXD-220427-07Y-2.000-1.000	---	---	---	---	---	---	99.9000	B	22/04/2020
2,500,000	1,000.00	1.88	Actual/Actual	23/07/2026	7	---	23/07	1.88	1	GGB-FXD-230726-07Y-1.875-1.000	---	---	---	---	---	---	---	---	---
2,500,000	1,000.00	1.88	Actual/Actual	24/01/2052	30	---	24/01	1.88	1	GGB-FXD-240152-30Y-1.875-1.000	---	---	---	---	---	---	---	---	---

Government Bonds Notes

Transactions Volume = (Pieces) * (Nominal Price). Transactions Value = (Pieces) * (Nominal Price) * (price %) + (Accrued interest).

The Value of current coupon for the issues with NV 0.01 euro refers to NV 100 euros

FLR: Floating Interest Rate.

[1] - The Expiration Date of the interest bearing period and the Date for coupon payment.

Treasury Bills & Zero Coupon Government Bonds

Issue Date	13-Week Maturity									26-Week Maturity									52-Week Maturity								
	Exp. Date	Initial Rate	Num Listed Bonds	Nominal price	Issue price	Last Trade Price	Last Trade Date	Volume Traded	Note	Exp. Date	Initial Rate	Num Listed Bonds	Nominal price	Issue price	Last Trade Price	Last Trade Date	Volume Traded	Note	Exp. Date	Initial Rate	Num Listed Bonds	Nominal price	Issue price	Last Trade Price	Last Trade Date	Volume Traded	Note
12/06/2020	---	---	---	---	---	---	---	---	---	---	---	---	---	---	---	---	---	---	11/06/2021	0.25	1,600,000	1,000.00	997.49	---	---	---	---
11/09/2020	---	---	---	---	---	---	---	---	---	---	---	---	---	---	---	---	---	---	10/09/2021	0.00	1,000,000	1,000.00	1,000.00	---	---	---	---
11/12/2020	---	---	---	---	---	---	---	---	---	---	---	---	---	---	---	---	---	---	10/12/2021	-0.26	1,000,000	1,000.00	1,002.60	---	---	---	---
12/03/2021	---	---	---	---	---	---	---	---	---	---	---	---	---	---	---	---	---	---	11/03/2022	-0.22	1,000,000	1,000.00	1,002.24	---	---	---	---

Bonds in Circulation	Currency / Min nominal traded Value	Coupons Payment Date	Current Coupon Value	Note	Coupon	Trading Unit	Issue Date	Duration (years)	Today's Interest	A.I.C in days	Bonds	Last price of previous days		Last Outcry in Cash (euro)			Trades in Pieces	Life min	Life Max
												Price	Buy / Sell	Date	Price	Buy / Sell			
Corporate Bonds in Foreign Currency and Euro																			
103,746	GBP / 10	01/12	0.25	---	62	1	01/12/1930	98	2.5	360	National Mortgage Bank	2.27	05/02/1996	2.27	S	05/02/1996	---	2.27	2.27
0	GBP / 10	01/12	0.25	---	64	1	01/12/1928	100	2.5	360	National Mortgage Bank	---	---	---	---	---	---	---	---

Government Bonds Notes

A.I.C: Accrued Interest Calculation base.

FLR: Floating Interest Rate.

The minimum tradeable Nominal Value for all Demeterialised Government Titles is 100 Euros.

(μτφρ-0)

Athex & ATHEXClear Members List

Member Name				Stock Market			Derivatives Market		ATHEXClear Member	
	Address	Phone	Fax	Market Member	Remote Member	Market Maker	Proprietary	Market Maker	General Clearing	Direct Clearing
A. SARRIS SECURITIES S.A.				a						
6, ΔΡΑΓΑΤΣΑΝΙΟΥ 6 ΑΘΗΝΑ	2103367700									
ΑΕΟΝIC SECURITIES C.I.F. P.L.C.				a	a					
, ΛΑΪΟΥ 6, ΓΡ. 301B, ANNA COURT	35725337600									
ALPHA BANK S.A.									a	
, ΣΤΑΔΙΟΥ 40 ΑΘΗΝΑ	2103260000									
ALPHA FINANCE INVESTMENT SERVICES S.A.				a		a	a	a		a
5, ΜΕΡΛΙΝ 5 ΑΘΗΝΑ	2103677400									
ARGUS STOCKBROKERS LTD				a	a		a			
25, 25 ΛΕΩΦΟΡΟΣ ΔΗΜΟΣΘΕΝΗ ΣΕΒΕΡΗ	0035722717000									
ATLANTIC SECURITIES LTD				a	a					
37, ΠΡΟΔΡΟΜΟΥ 37	0035722445400									
AXON SECURITIES S.A.				a			a			
48, ΣΤΑΔΙΟΥ 48 ΑΘΗΝΑ	2103363800									
BETA SECURITIES S.A.				a		a	a			a
29, Α.ΑΛΕΞΑΝΔΡΑΣ 29 ΑΘΗΝΑ	2106478930									
BNP PARIBAS SECURITIES SERVICES									a	
2, ΛΑΜΨΑΚΟΥ 2 ΑΘΗΝΑ	2107468500									
BOFA SECURITIES EUROPE SA				a	a					
, 112 AVENUE KL'BER 75116	+33 153655555									
CAPITAL SECURITIES S.A.				a			a			
58, ΜΗΤΡΟΠΟΛΕΩΣ 58 ΑΘΗΝΑ	2103369700									
CFS SECURITIES INVESTMENT SERVICES S.A.				a						
3, ΠΑΠΑΡΡΗΓΟΠΟΥΛΟΥ 3 ΑΘΗΝΑ	2103360800									
CITIGROUP GLOBAL MARKETS EUROPE AG				a	a					
16, REUTERWEG 16 FRANKFURT	+49 691366-0									
CITIGROUP GLOBAL MARKETS LIMITED				a						
1, 33 CANADA SQUARE - CANARY WHARF	+44 02079864000									
CREDIT SUISSE SECURITIES (EUROPE) LIMITED				a						
1, ONE CABOT SQUARE LONDON	+44 2078888888									
CREDIT SUISSE SECURITIES SOCIEDAD DE VALORES SA				a	a					
, CALLE AYALA 42, 3A PLANTA-B MADRID	+34917916000									
CYCLOS SECURITIES S.A.				a			a			
39, ΠΑΝΕΠΙΣΤΗΜΙΟΥ 39 ΑΘΗΝΑ	2103364300									
DEUTSCHE BANK S.A.					a					
1, GREAT WINCHESTER STREET LONDON	+44 20 754 54209	00441133361437								
DYNAMIC SECURITIES S.A.				a			a			a
, ΤΡΑΛΛΕΩΝ 2 & Α.ΣΥΓΓΡΟΥ 223 ΝΕΑ ΣΜΥΡΝΙ	2103677700									
EUROBANK EQUITIES INVESTMENT FIRM S.A				a		a	a	a		a
, ΦΙΛΕΛΛΗΝΩΝ 10 & ΞΕΝΟΦΩΝΤΟΣ 13 ΑΘΗΝΑ	2103720425									
EUROBANK S.A.									a	
, ΟΘΩΝΟΣ 8 ΑΘΗΝΑ	2103337000									
EUROCORP INVESTMENT SERVICES S.A.				a			a			a
14, ΠΛ.ΦΙΛΙΚΗΣ ΕΤΑΙΡΕΙΑΣ 14 ΑΘΗΝΑ	2107263600									
EUROTRUST INVESTMENT FIRM SA				a						
113, ΣΕΒΑΣΤΟΥΠΟΛΕΩΣ 113 ΑΘΗΝΑ	2103363100									
EUROXX SECURITIES S.A.				a		a	a	a		a
7, ΠΑΛΑΙΟΛΟΓΟΥ ΧΑΛΑΝΔΡΙ	(210)-6879400	(210)-6879401								
7, ΠΑΛΕΟΛΟΓΟΥ ΧΑΛΑΝΔΡΙ	+30 2106879400	210-6879401								
G. A. PERVANAS SECURITIES- INVESTMENT SERVICES S.A.				a						
7-9, ΣΟΦΟΚΛΕΟΥΣ 7-9 ΑΘΗΝΑ	2103727200									
GLOBAL CAPITAL SECURITIES & FINANCIAL SERVICES LTD				a	a					
50, ΛΑΡΧΙΠΕΡΙΣΚΟΠΟΥ ΜΑΚΑΡΙΟΥ Γ50	0035722710710									
HELLENIC AMERICAN SECURITIES S.A.				a		a	a			a
27, ΑΝΔΡΕΑ ΠΑΠΑΝΔΡΕΟΥ 27 ΜΑΡΟΥΣΙ	2103311100									
HELLENIC BANK (INVESTMENTS) LTD					a					
, ΑΥΕ.ΚΥΡΙΑΚΟΥ ΜΑΤΣΙ 31 - PO BOX 24747 NICOSIA	+357 22500100	357 22500110								
HSBC CONTINENTAL EUROPE									a	
109-111, Α.ΜΕΣΟΓΕΙΩΝ 109-111	2106960000									
INDEX SECURITIES S.A.				a						
6, ΔΡΑΓΑΤΣΑΝΙΟΥ 6 ΑΘΗΝΑ	2103213920									
J. CHR. MAVRIKIS SECURITIES S.A.				a						
5, ΣΟΦΟΚΛΕΟΥΣ 5 ΑΘΗΝΑ	2103216730									

Athex & ATHEXClear Members List

Member Name				Stock Market			Derivatives Market		ATHEXClear Member	
	Address	Phone	Fax	Market Member	Remote Member	Market Maker	Proprietary	Market Maker	General Clearing	Direct Clearing
KAPPA SECURITIES S.A.				a			a			
15, ΒΑΛΛΑΡΙΤΟΥ 15 ΑΘΗΝΑ	2103678600									
KARAMANOF SECURITIES & INVESTMENT SERVICES S.A.				a						
2, ΠΛ.ΑΓ.ΘΕΟΔΩΡΩΝ 2 ΑΘΗΝΑ	2103212947									
LAIKI FINANCIAL SERVICES LTD					a					
26, AVE. VYRONOS NICOSIA	357 22367367	357 22718567								
LEON DEPOLAS SECURITIES S.A.				a		a	a			
1, ΧΡΗΣΤΟΥ ΛΑΔΑ 1 ΑΘΗΝΑ	2103213276 -28									
MEGA EQUITY SECURITIES & FINANCIAL SERVICES PUBLIC LTD				a	a		a			
42-44, ΛΕΩΦ.ΓΡΙΒΑ ΔΙΓΕΝΗ 42-44	0035722711711									
MERIT SECURITIES S.A				a		a	a			a
5, ΣΟΦΟΚΛΕΟΥΣ 5 ΑΘΗΝΑ	2103671880									
MERRILL LYNCH INTERNATIONAL				a						
2, 2 KING EDWARD STREET LONDON	+44 20276281000									
N. CHRYSOCHOIDIS SECURITIES S.A.				a			a			a
7-9, ΣΟΦΟΚΛΕΟΥΣ 7-9 ΑΘΗΝΑ	2103213913									
NATIONAL BANK OF GREECE S.A.				a		a	a		a	
86, ΑΙΟΛΟΥ STR. ΑΘΗΝΑ	(210)-3341000	(210)-3228187								
68, ΑΚΑΔΙΜΙΑΣ STR. ΑΘΗΝΑ	(210)-3328817	(210)-3328678								
NATIONAL SECURITIES S.A.				a		a	a	a		
66, ΛΕΩΦ. ΚΗΦΙΣΙΑΣ 66 (ΚΤΗΡΙΟ Α) ΜΑΡΟΥΣΙ	2103328784									
NUNTIUS BROKERAGE AND INVESTMENT SERVICES S.A				a						
6, ΔΡΑΓΑΤΣΑΝΙΟΥ 6 ΑΘΗΝΑ	2103350599									
ONE PLUS CAPITAL LIMITED				a	a					
, 75 PRODROMOU AVENUE NICOSIA 1307	35722873760									
OPTIMA BANK S.A.				a		a	a	a	a	
32, ΑΙΓΙΑΛΕΙΑΣ 32 & ΠΑΡΑΔΕΙΣΟΥ ΜΑΡΟΥΣΙ	2108173111									
PANTELAKIS SECURITIES S.A.				a		a	a	a		
57, ΕΘΝΙΚΗΣ ΑΝΤΙΣΤΑΣΕΩΣ 57, ΚΤΙΡΙΟ Β CHALANDRI	2106965000									
PEGASUS SECURITIES S.A				a			a			
17, ΒΑΛΛΑΡΙΤΟΥ 17 & ΑΜΕΡΙΚΗΣ ΑΘΗΝΑ	2103670700									
PIRAEUS BANK S.A.				a			a		a	
, ΑΜΕΡΙΚΗΣ 4 ΑΘΗΝΑ	2103335000									
PIRAEUS SECURITIES S. A.				a		a	a	a		a
10, ΣΤΑΔΙΟΥ 10 ΑΘΗΝΑ	2103354100									
PROCHOICE SECURITIES LTD				a	a					
57, ΛΕΩΦ.ΣΠΥΡΟΥ ΚΥΠΡΙΑΝΟΥ 57, ΑΚΙΝΗΤΑ Φ	035724661192									
SHARELINK SECURITIES & FINANCIAL SERVICES LTD				a	a		a			
6, HOUSE-ΘΕΟΤΟΚΗ 6 ΜΕΓΑΡΟ ΕΛΜΗΝΑ	+357 22554200									
SOCIETE GENERALE S.A.				a	a		a			
, 17 COURS VALMY, CEDEX	+157290504									
SOLIDUS SECURITIES S.A				a			a			a
64, ΛΟΥΙΖΗΣ ΠΙΑΝΚΟΥΡ 64 ΑΘΗΝΑ	2106900600									
ST. EM. LAVRENTAKIS SECURITIES S.A.				a			a			
7-9, ΣΟΦΟΚΛΕΟΥΣ 7-9 ΑΘΗΝΑ	2103213336									
THE CYPRUS INVESTMENT & SECURITIES CORPORATION LTD				a	a					
154, ΛΕΩΦ. ΚΥΡΗΝΕΙΑΣ	0035722121700									
UBS EUROPE SE				a	a					
, OPERNTURM, BOCKENHEIMER LANDSTRASSE 2-4	496921790									
UBS LIMITED					a					
1, FINSBURY AVENUE LONDON	+44 2075687135									

List of Stocks under Market Making operations

Securities	Stock Category
Market Maker	Start Market Making
SPIROY AGRICULTURE SA (CR)	Surveillance
EUROBANK EQUITIES INVESTMENT FIRM S.A	02/09/2019
MLS MULTIMEDIA SA (CR)	Suspension Status
PIRAEUS SECURITIES S. A.	01/08/2019
ALPHA ETF FTSE Athex Large Cap	Exchange Traded Funds (ETFs)
ALPHA FINANCE INVESTMENT SERVICES S.A.	02/01/1900
NATIONAL SECURITIES S.A.	02/01/1900
ADMIE (IPTO) HOLDING S.A. (CR)	Main Market
EUROBANK EQUITIES INVESTMENT FIRM S.A	24/05/2021
HELLENIC AMERICAN SECURITIES S.A.	09/03/2020
PIRAEUS SECURITIES S. A.	29/06/2017
AEGEAN AIRLINES (CR)	Main Market
EUROBANK EQUITIES INVESTMENT FIRM S.A	22/09/2020
ALPHA SERVICES HOLD (CR)	Main Market
ALPHA FINANCE INVESTMENT SERVICES S.A.	29/02/2016
EUROBANK EQUITIES INVESTMENT FIRM S.A	22/10/2006
HELLENIC AMERICAN SECURITIES S.A.	25/07/2014
LEON DEPOLAS SECURITIES S.A.	04/01/2016
MERIT SECURITIES S.A	03/09/2012
NATIONAL SECURITIES S.A.	02/01/1900
PIRAEUS SECURITIES S. A.	28/05/2009
ANDROMEDA SA (CR)	Main Market
BETA SECURITIES S.A.	15/02/2021
AS COMPANY SA (CR)	Main Market
EUROBANK EQUITIES INVESTMENT FIRM S.A	01/04/2019
ATTICA BANK S.A. (CR)	Main Market
EUROBANK EQUITIES INVESTMENT FIRM S.A	11/11/2019
EUROXX SECURITIES S.A.	22/01/2016
PIRAEUS SECURITIES S. A.	20/09/2017
ATTICA HOLDINGS (CR)	Main Market
HELLENIC AMERICAN SECURITIES S.A.	28/12/2017
AUTOHELLAS SA (CR)	Main Market
ALPHA FINANCE INVESTMENT SERVICES S.A.	01/07/2019
EUROXX SECURITIES S.A.	02/07/2018
AVAX S.A. (CR)	Main Market
EUROBANK EQUITIES INVESTMENT FIRM S.A	14/12/2015
PIRAEUS SECURITIES S. A.	01/02/2021
AVE (CR)	Main Market
EUROXX SECURITIES S.A.	05/06/2020
BRIQ PROPERTIES (CR)	Main Market
EUROBANK EQUITIES INVESTMENT FIRM S.A	09/09/2019
LEON DEPOLAS SECURITIES S.A.	22/02/2021
BYTE COMPUTER SA (CR)	Main Market
MERIT SECURITIES S.A	04/08/2008
CC HBC AG (CR)	Main Market
BETA SECURITIES S.A.	08/03/2021
NATIONAL SECURITIES S.A.	02/01/1900
PIRAEUS SECURITIES S. A.	04/05/2015
CENERGY HOLDINGS (CB)	Main Market
ALPHA FINANCE INVESTMENT SERVICES S.A.	02/01/2016
EUROBANK EQUITIES INVESTMENT FIRM S.A	02/01/2016
CNL CAPITAL (CR)	Main Market
MERIT SECURITIES S.A	01/10/2018
EKTER SA (CR)	Main Market
EUROBANK EQUITIES INVESTMENT FIRM S.A	16/10/2017
LEON DEPOLAS SECURITIES S.A.	21/05/2018
ELASTRON (CR)	Main Market
LEON DEPOLAS SECURITIES S.A.	20/02/2017
ELLAKTOR (CR)	Main Market
ALPHA FINANCE INVESTMENT SERVICES S.A.	18/03/2019
EUROBANK EQUITIES INVESTMENT FIRM S.A	01/06/2012
EUROXX SECURITIES S.A.	24/09/2018
NATIONAL SECURITIES S.A.	02/01/1900
PIRAEUS SECURITIES S. A.	22/10/2018
ELTON SA (CR)	Main Market
BETA SECURITIES S.A.	03/09/2012
LEON DEPOLAS SECURITIES S.A.	01/04/2019

List of Stocks under Market Making operations

Securities	Stock Category
Market Maker	Start Market Making
ELVALHALCOR (CR)	Main Market
ALPHA FINANCE INVESTMENT SERVICES S.A.	07/05/2018
EUROBANK EQUITIES INVESTMENT FIRM S.A	07/05/2018
ELVE SA (CR)	Main Market
LEON DEPOLAS SECURITIES S.A.	02/11/2020
ENTERSOFT (CR)	Main Market
EUROBANK EQUITIES INVESTMENT FIRM S.A	22/06/2020
EUROBANK HOLDINGS (CR)	Main Market
ALPHA FINANCE INVESTMENT SERVICES S.A.	09/01/2006
EUROBANK EQUITIES INVESTMENT FIRM S.A	01/06/2012
HELLENIC AMERICAN SECURITIES S.A.	25/07/2014
LEON DEPOLAS SECURITIES S.A.	30/11/2018
MERIT SECURITIES S.A	06/11/2017
NATIONAL SECURITIES S.A.	02/01/1900
PIRAEUS SECURITIES S. A.	28/09/2009
EUROPEAN RELIANCE INSUR. (CR)	Main Market
PANTELAKIS SECURITIES S.A.	15/07/2019
EYDAP S.A. (CR)	Main Market
ALPHA FINANCE INVESTMENT SERVICES S.A.	27/01/2020
EUROBANK EQUITIES INVESTMENT FIRM S.A	10/06/2019
FOURLIS (CR)	Main Market
EUROBANK EQUITIES INVESTMENT FIRM S.A	01/12/2016
PIRAEUS SECURITIES S. A.	06/03/2017
GEK TERNA (CR)	Main Market
BETA SECURITIES S.A.	08/03/2021
EUROBANK EQUITIES INVESTMENT FIRM S.A	24/05/2021
PIRAEUS SECURITIES S. A.	29/08/2019
GR. SARANTIS S.A. (CR)	Main Market
BETA SECURITIES S.A.	14/05/2012
EUROBANK EQUITIES INVESTMENT FIRM S.A	24/10/2016
HELLENIC EXCHANGES-A.S.E. (CR)	Main Market
HELLENIC AMERICAN SECURITIES S.A.	01/09/2014
NATIONAL SECURITIES S.A.	02/01/1900
PIRAEUS SECURITIES S. A.	04/05/2015
HELLENIC PETROLEUM (CR)	Main Market
HELLENIC AMERICAN SECURITIES S.A.	14/09/2015
PIRAEUS SECURITIES S. A.	20/03/2017
IKTINOS HELLAS SA (CR)	Main Market
ALPHA FINANCE INVESTMENT SERVICES S.A.	01/04/2019
EUROBANK EQUITIES INVESTMENT FIRM S.A	25/02/2019
NATIONAL SECURITIES S.A.	02/01/1900
INTERCONTINENTAL (CR)	Main Market
LEON DEPOLAS SECURITIES S.A.	03/06/2019
INTRACOM HOLDINGS (CR)	Main Market
LEON DEPOLAS SECURITIES S.A.	08/10/2018
JUMBO SA (CR)	Main Market
BETA SECURITIES S.A.	01/02/2021
EUROBANK EQUITIES INVESTMENT FIRM S.A	25/05/2020
MERIT SECURITIES S.A	06/11/2017
PIRAEUS SECURITIES S. A.	06/03/2017
KARAMOLEGOS SA (CR)	Main Market
EUROXX SECURITIES S.A.	04/10/2019
KLOUKINAS - LAPPAS SA (CR)	Main Market
BETA SECURITIES S.A.	22/09/2014
KRI-KRI S.A. (CR)	Main Market
EUROBANK EQUITIES INVESTMENT FIRM S.A	07/05/2018
LEON DEPOLAS SECURITIES S.A.	16/01/2017
LAMDA DEVELOPMENT SA (CR)	Main Market
EUROBANK EQUITIES INVESTMENT FIRM S.A	08/12/2014
PANTELAKIS SECURITIES S.A.	06/11/2017
PIRAEUS SECURITIES S. A.	29/06/2017
LAMPSA HOTEL SA (CR)	Main Market
LEON DEPOLAS SECURITIES S.A.	16/01/2017
MARFIN INVESTMENT GROUP (CR)	Main Market
EUROBANK EQUITIES INVESTMENT FIRM S.A	23/03/2015
PIRAEUS SECURITIES S. A.	02/02/2009

List of Stocks under Market Making operations

Securities	Market Maker	Start Market Making	Stock Category
MOTOR OIL (CR)			Main Market
BETA SECURITIES S.A.		08/03/2021	
EUROBANK EQUITIES INVESTMENT FIRM S.A		22/10/2006	
HELLENIC AMERICAN SECURITIES S.A.		01/09/2014	
LEON DEPOLAS SECURITIES S.A.		01/04/2019	
MERIT SECURITIES S.A		25/02/2019	
NATIONAL SECURITIES S.A.		02/01/1900	
PIRAEUS SECURITIES S. A.		04/05/2015	
MYTILINEOS (CR)			Main Market
ALPHA FINANCE INVESTMENT SERVICES S.A.		15/04/2019	
EUROBANK EQUITIES INVESTMENT FIRM S.A		20/09/2017	
MERIT SECURITIES S.A		25/02/2019	
NATIONAL SECURITIES S.A.		02/01/1900	
PIRAEUS SECURITIES S. A.		04/05/2015	
NATIONAL BANK (CR)			Main Market
ALPHA FINANCE INVESTMENT SERVICES S.A.		09/01/2006	
BETA SECURITIES S.A.		01/02/2021	
EUROBANK EQUITIES INVESTMENT FIRM S.A		22/10/2006	
HELLENIC AMERICAN SECURITIES S.A.		25/07/2014	
LEON DEPOLAS SECURITIES S.A.		20/05/2015	
MERIT SECURITIES S.A		03/09/2012	
NATIONAL SECURITIES S.A.		02/01/1900	
PIRAEUS SECURITIES S. A.		08/09/2008	
OPAP (CR)			Main Market
ALPHA FINANCE INVESTMENT SERVICES S.A.		09/01/2006	
EUROBANK EQUITIES INVESTMENT FIRM S.A		22/10/2006	
HELLENIC AMERICAN SECURITIES S.A.		25/07/2014	
MERIT SECURITIES S.A		20/03/2017	
NATIONAL SECURITIES S.A.		02/01/1900	
PIRAEUS SECURITIES S. A.		04/05/2015	
OTE (CR)			Main Market
ALPHA FINANCE INVESTMENT SERVICES S.A.		09/01/2006	
EUROBANK EQUITIES INVESTMENT FIRM S.A		22/10/2006	
HELLENIC AMERICAN SECURITIES S.A.		25/07/2014	
LEON DEPOLAS SECURITIES S.A.		20/04/2015	
MERIT SECURITIES S.A		20/03/2017	
NATIONAL SECURITIES S.A.		02/01/1900	
PIRAEUS SECURITIES S. A.		08/09/2008	
P.P.A. S.A. (CR)			Main Market
EUROBANK EQUITIES INVESTMENT FIRM S.A		06/02/2019	
PAPOUTSANIS (CR)			Main Market
ALPHA FINANCE INVESTMENT SERVICES S.A.		19/11/2018	
BETA SECURITIES S.A.		25/11/2013	
PETROPOULOS PETROS (CR)			Main Market
EUROBANK EQUITIES INVESTMENT FIRM S.A		01/04/2019	
PANTELAKIS SECURITIES S.A.		16/03/2020	
PIRAEUS FINANCIAL HOLD (CR)			Main Market
ALPHA FINANCE INVESTMENT SERVICES S.A.		15/04/2019	
EUROBANK EQUITIES INVESTMENT FIRM S.A		22/10/2006	
EUROXX SECURITIES S.A.		15/02/2016	
HELLENIC AMERICAN SECURITIES S.A.		25/07/2014	
LEON DEPOLAS SECURITIES S.A.		30/11/2018	
MERIT SECURITIES S.A		16/09/2013	
NATIONAL SECURITIES S.A.		02/01/1900	
PIRAEUS SECURITIES S. A.		16/02/2009	
PLAISIO COMPUTERS SA (CR)			Main Market
EUROBANK EQUITIES INVESTMENT FIRM S.A		02/03/2015	
PPC (CR)			Main Market
ALPHA FINANCE INVESTMENT SERVICES S.A.		09/01/2006	
BETA SECURITIES S.A.		01/02/2021	
EUROBANK EQUITIES INVESTMENT FIRM S.A		22/10/2006	
HELLENIC AMERICAN SECURITIES S.A.		01/09/2014	
MERIT SECURITIES S.A		06/11/2017	
NATIONAL SECURITIES S.A.		02/01/1900	
PIRAEUS SECURITIES S. A.		28/09/2009	
PROFILE SA (CR)			Main Market
PANTELAKIS SECURITIES S.A.		01/07/2019	

List of Stocks under Market Making operations

Securities	Market Maker	Start Market Making	Stock Category
QUEST HOLDINGS (CR)			
	BETA SECURITIES S.A.	26/03/2018	Main Market
	EUROBANK EQUITIES INVESTMENT FIRM S.A	28/01/2019	
TERNA ENERGY (CR)			
	BETA SECURITIES S.A.	08/03/2021	Main Market
	EUROBANK EQUITIES INVESTMENT FIRM S.A	24/05/2021	
	PIRAEUS SECURITIES S. A.	09/12/2019	
THRACE PLASTICS SA (CR)			
	ALPHA FINANCE INVESTMENT SERVICES S.A.	26/03/2018	Main Market
	EUROBANK EQUITIES INVESTMENT FIRM S.A	26/03/2018	
TITAN CEMENT (CB)			
	BETA SECURITIES S.A.	01/02/2021	Main Market
	EUROBANK EQUITIES INVESTMENT FIRM S.A	06/11/2019	
	PIRAEUS SECURITIES S. A.	18/01/2021	
UNIBIOS (CR)			
	LEON DEPOLAS SECURITIES S.A.	01/02/2021	Main Market
VIOHALCO SA/NV (CB)			
	ALPHA FINANCE INVESTMENT SERVICES S.A.	11/03/2008	Main Market
	EUROBANK EQUITIES INVESTMENT FIRM S.A	04/03/2014	
	MERIT SECURITIES S.A	17/03/2014	

Underlying Asset				Derivatives Market													
Price max	Price min	Closing price	change	Delivery Month	Open price	Price max	Price min	Last price	Closing price	Last Bid	Last Ask	Fixing price*	Life high	Life low	Trades	Volume	Open Interest
FTSE/Athex Large Cap (Trade Unit: 1 Index Point x 2€, Cash Settlement)																	
2,167.17	2,148.05	2,167.17	0.89%	June 2021	2,168.00	2,168.50	2,148.25	2,166.00	2,166.00	---	---		2,239.00	---	114	285	5,683
				July 2021	2,133.25	2,133.25	2,124.25	2,131.75	2,131.75	---	---		2,205.25	---	7	36	294
				August 2021	2,140.00	2,140.00	2,140.00	2,140.00	2,140.00	---	---		2,140.00	---	1	1	---
				September 2021	---	---	---	---	2,161.50	---	---		---	---	---	---	---
				December 2021	---	---	---	---	2,172.25	---	---		---	---	---	---	---
				March 2022	---	---	---	---	2,183.25	---	---		---	---	---	---	---

Derivatives notes

Fixing prices and final open positions can be retrieved from the following path <http://www.helex.gr/el/web/guest/statistics-end-of-day-derivatives>

Underlying Asset				Derivatives Market													
Price max	Price min	Closing price	change	Delivery Month	Open price	Price max	Price min	Last price	Closing price	Last Bid	Last Ask	Fixing price*	Life high	Life low	Trades	Volume	Open Interest
ADMIE (IPTO) HOLDING S.A. (CR)				(Contract Size: 100 Securities, Physical Delivery)													
2.69	2.655	2.685	0.19%	June 2021	2.68	2.70	2.68	2.69	2.69	---	---	---	2.90	---	10	55	8,090
				September 2021	---	---	---	---	2.70	---	---	---	2.68	---	---	---	186
				December 2021	---	---	---	---	2.71	---	---	---	---	---	---	---	---
				March 2022	---	---	---	---	2.72	---	---	---	---	---	---	---	---
ALPHA SERVICES HOLD (CR)				(Contract Size: 100 Securities, Physical Delivery)													
1.116	1.0775	1.1	2.09%	June 2021	1.06	1.10	1.06	1.09	1.09	---	---	---	1.39	---	120	3,178	47,780
				September 2021	1.07	1.08	1.06	1.06	1.06	---	---	---	1.35	---	10	179	2,325
				December 2021	---	---	---	---	1.09	---	---	---	---	---	---	---	---
				March 2022	---	---	---	---	1.10	---	---	---	---	---	---	---	---
ATTICA BANK S.A. (CR)				(Contract Size: 100 Securities, Physical Delivery)													
0.1752	0.168	0.1704	-0.93%	June 2021	---	---	---	---	0.172	---	---	---	0.282	---	---	---	452
				September 2021	---	---	---	---	0.173	---	---	---	0.225	---	---	---	13
				December 2021	---	---	---	---	0.174	---	---	---	---	---	---	---	---
				March 2022	---	---	---	---	0.175	---	---	---	---	---	---	---	---
CC HBC AG (CR)				(Contract Size: 100 Securities, Physical Delivery)													
29.97	29.78	29.8	-0.57%	June 2021	29.75	29.75	29.75	29.75	29.75	---	---	---	29.77	---	1	1	101
				September 2021	---	---	---	---	30.16	---	---	---	---	---	---	---	---
				December 2021	---	---	---	---	30.31	---	---	---	---	---	---	---	---
				March 2022	---	---	---	---	30.46	---	---	---	---	---	---	---	---
CENERGY HOLDINGS (CB)				(Contract Size: 100 Securities, Physical Delivery)													
2.665	2.61	2.64	-0.19%	June 2021	2.62	2.63	2.62	2.63	2.63	---	---	---	2.91	---	20	74	8,489
				September 2021	---	---	---	---	2.66	---	---	---	2.86	---	---	---	20
				December 2021	---	---	---	---	2.67	---	---	---	---	---	---	---	---
				March 2022	---	---	---	---	2.69	---	---	---	---	---	---	---	---
ELLAKTOR (CR)				(Contract Size: 100 Securities, Physical Delivery)													
1.426	1.366	1.425	1.14%	June 2021	1.38	1.41	1.35	1.40	1.40	---	---	---	1.68	---	83	745	6,237
				September 2021	1.41	1.41	1.37	1.38	1.38	---	---	---	1.41	---	3	10	5
				December 2021	---	---	---	---	1.42	---	---	---	---	---	---	---	---
				March 2022	---	---	---	---	1.43	---	---	---	---	---	---	---	---
EUROBANK HOLDINGS (CR)				(Contract Size: 100 Securities, Physical Delivery)													
0.782	0.7618	0.7676	-0.31%	June 2021	0.777	0.780	0.764	0.770	0.770	---	---	---	0.861	---	107	3,361	54,552
				September 2021	0.773	0.773	0.769	0.769	0.769	---	---	---	0.790	---	3	5	85
				December 2021	---	---	---	---	0.779	---	---	---	---	---	---	---	---
				March 2022	---	---	---	---	0.783	---	---	---	---	---	---	---	---

Derivatives notes

Fixing prices and final open positions can be retrieved from the following path <http://www.helex.gr/el/web/guest/statistics-end-of-day-derivatives>

Underlying Asset				Derivatives Market													
Price max	Price min	Closing price	change	Delivery Month	Open price	Price max	Price min	Last price	Closing price	Last Bid	Last Ask	Fixing price*	Life high	Life low	Trades	Volume	Open Interest
EYDAP S.A. (CR)				(Contract Size: 100 Securities, Physical Delivery)													
8.8	8.55	8.78	2.33%	June 2021	8.64	8.75	8.64	8.73	8.73	---	---	---	9.27	---	22	57	1,573
				September 2021	8.38	8.38	8.35	8.36	8.36	---	---	---	8.76	---	8	47	151
				December 2021	---	---	---	---	8.68	---	---	---	---	---	---	---	---
				March 2022	---	---	---	---	8.72	---	---	---	---	---	---	---	---
FOURLIS (CR)				(Contract Size: 100 Securities, Physical Delivery)													
4.44	4.345	4.4	1.50%	June 2021	4.36	4.46	4.36	4.42	4.42	---	---	---	4.76	---	24	64	1,026
				September 2021	---	---	---	---	4.36	---	---	---	---	---	---	---	---
				December 2021	---	---	---	---	4.38	---	---	---	---	---	---	---	---
				March 2022	---	---	---	---	4.41	---	---	---	---	---	---	---	---
GEK TERNA (CR)				(Contract Size: 100 Securities, Physical Delivery)													
9.7	9.55	9.7	1.57%	June 2021	9.63	9.67	9.61	9.67	9.67	---	---	---	10.57	---	51	244	8,772
				September 2021	---	---	---	---	9.61	---	---	---	9.56	---	---	---	15
				December 2021	---	---	---	---	9.66	---	---	---	---	---	---	---	---
				March 2022	---	---	---	---	9.71	---	---	---	---	---	---	---	---
HELLENIC EXCHANGES-A.S.E. (CR)				(Contract Size: 100 Securities, Physical Delivery)													
4.245	4.19	4.2	0.00%	June 2021	4.17	4.18	4.17	4.18	4.18	---	---	---	4.31	---	7	15	2,861
				September 2021	---	---	---	---	4.23	---	---	---	---	---	---	---	---
				December 2021	---	---	---	---	4.25	---	---	---	---	---	---	---	---
				March 2022	---	---	---	---	4.27	---	---	---	---	---	---	---	---
HELLENIC PETROLEUM (CR)				(Contract Size: 100 Securities, Physical Delivery)													
6.34	6.2	6.28	1.29%	June 2021	6.26	6.32	6.25	6.25	6.25	---	---	---	6.49	---	17	41	2,480
				September 2021	---	---	---	---	6.24	---	---	---	6.14	---	---	---	2
				December 2021	---	---	---	---	6.27	---	---	---	---	---	---	---	---
				March 2022	---	---	---	---	6.30	---	---	---	---	---	---	---	---
INTRACOM HOLDINGS (CR)				(Contract Size: 100 Securities, Physical Delivery)													
1.5	1.462	1.486	2.48%	June 2021	1.47	1.48	1.47	1.48	1.48	---	---	---	1.56	---	2	8	3,523
				September 2021	---	---	---	---	1.46	---	---	---	1.39	---	---	---	150
				December 2021	---	---	---	---	1.47	---	---	---	---	---	---	---	---
				March 2022	---	---	---	---	1.47	---	---	---	---	---	---	---	---
JUMBO SA (CR)				(Contract Size: 100 Securities, Physical Delivery)													
16.06	15.6	16	1.27%	June 2021	15.76	16.01	15.68	15.98	15.98	---	---	---	16.90	---	16	31	1,520
				September 2021	---	---	---	---	15.90	---	---	---	15.67	---	---	---	85
				December 2021	---	---	---	---	15.98	---	---	---	---	---	---	---	---
				March 2022	---	---	---	---	16.06	---	---	---	---	---	---	---	---

Derivatives notes

Fixing prices and final open positions can be retrieved from the following path <http://www.helex.gr/el/web/guest/statistics-end-of-day-derivatives>

Underlying Asset				Derivatives Market													
Price max	Price min	Closing price	change	Delivery Month	Open price	Price max	Price min	Last price	Closing price	Last Bid	Last Ask	Fixing price*	Life high	Life low	Trades	Volume	Open Interest
LAMDA DEVELOPMENT SA (CR)				(Contract Size: 100 Securities, Physical Delivery)													
7.3	7.22	7.23	0.00%	June 2021	7.34	7.34	7.24	7.25	7.25	---	---	---	7.85	---	21	55	5,115
				September 2021	---	---	---	---	7.27	---	---	---	---	---	---	---	---
				December 2021	---	---	---	---	7.31	---	---	---	---	---	---	---	---
				March 2022	---	---	---	---	7.35	---	---	---	---	---	---	---	---
MARFIN INVESTMENT GROUP (CR)				(Contract Size: 100 Securities, Physical Delivery)													
0.0254	0.0244	0.025	1.21%	June 2021	0.025	0.025	0.025	0.025	0.025	---	---	---	0.037	---	7	103	42,709
				September 2021	---	---	---	---	0.025	---	---	---	---	---	---	---	---
				December 2021	---	---	---	---	0.025	---	---	---	---	---	---	---	---
				March 2022	---	---	---	---	0.025	---	---	---	---	---	---	---	---
MOTOR OIL (CR)				(Contract Size: 100 Securities, Physical Delivery)													
13.62	13.44	13.56	0.89%	June 2021	13.51	13.68	13.51	13.58	13.58	---	---	---	14.12	---	20	59	2,981
				September 2021	---	---	---	---	13.52	---	---	---	14.40	---	---	---	118
				December 2021	---	---	---	---	13.59	---	---	---	---	---	---	---	---
				March 2022	---	---	---	---	13.66	---	---	---	---	---	---	---	---
MYTILINEOS (CR)				(Contract Size: 100 Securities, Physical Delivery)													
15.46	15.3	15.38	0.99%	June 2021	15.41	15.44	15.37	15.40	15.40	---	---	---	15.87	---	16	58	5,497
				September 2021	15.15	15.28	15.15	15.22	15.22	---	---	---	15.68	---	5	7	412
				December 2021	---	---	---	---	15.40	---	---	---	---	---	---	---	---
				March 2022	---	---	---	---	15.48	---	---	---	---	---	---	---	---
NATIONAL BANK (CR)				(Contract Size: 100 Securities, Physical Delivery)													
2.6	2.521	2.584	4.19%	June 2021	2.50	2.59	2.50	2.58	2.58	---	---	---	2.78	---	347	8,477	41,705
				September 2021	2.55	2.59	2.55	2.59	2.59	---	---	---	2.59	---	7	23	445
				December 2021	---	---	---	---	2.51	---	---	---	---	---	---	---	---
				March 2022	---	---	---	---	2.52	---	---	---	---	---	---	---	---
OPAP (CR)				(Contract Size: 100 Securities, Physical Delivery)													
12.95	12.82	12.9	0.00%	June 2021	12.86	12.95	12.86	12.90	12.90	---	---	---	12.95	---	25	125	1,316
				September 2021	---	---	---	---	12.98	---	---	---	12.53	---	---	---	51
				December 2021	---	---	---	---	13.05	---	---	---	---	---	---	---	---
				March 2022	---	---	---	---	13.11	---	---	---	---	---	---	---	---
OTE (CR)				(Contract Size: 100 Securities, Physical Delivery)													
14.81	14.615	14.81	1.13%	June 2021	14.70	14.82	14.69	14.77	14.77	---	---	---	14.94	---	43	119	4,130
				September 2021	---	---	---	---	14.74	---	---	---	14.30	---	---	---	82
				December 2021	---	---	---	---	14.81	---	---	---	---	---	---	---	---
				March 2022	---	---	---	---	14.88	---	---	---	---	---	---	---	---

Derivatives notes

Fixing prices and final open positions can be retrieved from the following path <http://www.helex.gr/el/web/guest/statistics-end-of-day-derivatives>

Underlying Asset				Derivatives Market													
Price max	Price min	Closing price	change	Delivery Month	Open price	Price max	Price min	Last price	Closing price	Last Bid	Last Ask	Fixing price*	Life high	Life low	Trades	Volume	Open Interest
P.P.A. S.A. (CR)				(Contract Size: 100 Securities, Physical Delivery)													
20.75	20.3	20.55	1.73%	June 2021	20.55	20.55	20.37	20.55	20.55	---	---	---	22.29	---	6	17	272
				September 2021	---	---	---	---	20.33	---	---	---	21.43	---	---	---	13
				December 2021	---	---	---	---	20.43	---	---	---	---	---	---	---	---
				March 2022	---	---	---	---	20.53	---	---	---	---	---	---	---	---
PIRAEUS FINANCIAL HOLD (CR)				(Contract Size: 6 Securities, Physical Delivery)													
1.546	1.516	1.528	1.80%	June 2021	1.53	1.55	1.52	1.53	1.53	---	---	---	3.12	---	53	2,813	501,181
				September 2021	1.56	1.56	1.53	1.53	1.53	---	---	---	1.77	---	12	1,165	1,727
				December 2021	---	---	---	---	1.52	---	---	---	1.79	---	---	---	23
				March 2022	---	---	---	---	1.53	---	---	---	---	---	---	---	---
PPC (CR)				(Contract Size: 100 Securities, Physical Delivery)													
9.06	8.84	9.06	0.50%	June 2021	8.95	9.04	8.85	9.04	9.04	---	---	---	9.93	---	111	565	15,970
				September 2021	---	---	---	---	9.07	---	---	---	9.47	---	---	---	203
				December 2021	---	---	---	---	9.12	---	---	---	---	---	---	---	---
				March 2022	---	---	---	---	9.16	---	---	---	---	---	---	---	---
TERNA ENERGY (CR)				(Contract Size: 100 Securities, Physical Delivery)													
11.98	11.72	11.72	-0.68%	June 2021	11.96	11.96	11.88	11.88	11.88	---	---	---	13.44	---	3	7	2,550
				September 2021	11.91	11.91	11.80	11.80	11.80	---	---	---	12.85	---	5	8	132
				December 2021	---	---	---	---	11.93	---	---	---	---	---	---	---	---
				March 2022	---	---	---	---	11.99	---	---	---	---	---	---	---	---
TITAN CEMENT (CB)				(Contract Size: 102 Securities, Physical Delivery)													
17.76	17.5	17.72	1.26%	June 2021	---	---	---	---	17.52	---	---	---	18.00	---	---	---	746
				September 2021	---	---	---	---	17.61	---	---	---	17.36	---	---	---	64
				December 2021	---	---	---	---	17.70	---	---	---	---	---	---	---	---
				March 2022	---	---	---	---	17.79	---	---	---	---	---	---	---	---
VIOHALCO SA/NV (CB)				(Contract Size: 100 Securities, Physical Delivery)													
4.755	4.61	4.61	-0.22%	June 2021	4.73	4.74	4.61	4.62	4.62	---	---	---	5.26	---	34	102	6,980
				September 2021	4.80	4.80	4.69	4.69	4.69	---	---	---	4.80	---	2	2	---
				December 2021	---	---	---	---	4.67	---	---	---	---	---	---	---	---
				March 2022	---	---	---	---	4.70	---	---	---	---	---	---	---	---

Derivatives notes

Fixing prices and final open positions can be retrieved from the following path <http://www.helex.gr/el/web/guest/statistics-end-of-day-derivatives>

FTSE/Athex Large Cap

(Trade Unit: 1 Index Point x 2€ - Exercise Style: European, Cash Settlement)

Call Options														Put Options																			
Exercise Price	June 2021							July 2021							Other Months		June 2021							July 2021							Other Months		Exercise Price
	Open price	Price max	Price min	Last price	Closing price	Volume	Open Interest	Open price	Price max	Price min	Last price	Closing price	Volume	Open Interest	Volume	Open Interest	Open price	Price max	Price min	Last price	Closing price	Volume	Open Interest	Open price	Price max	Price min	Last price	Closing price	Volume	Open Interest	Volume	Open Interest	
1,200	0.00	0.00	0.00	-	942.00	-	-	-	-	-	-	-	-	-	-	0.00	0.00	0.00	-	0.01	-	-	-	-	-	-	-	-	-	-	1,200		
1,225	0.00	0.00	0.00	-	917.00	-	-	-	-	-	-	-	-	-	-	0.00	0.00	0.00	-	0.01	-	-	-	-	-	-	-	-	-	-	1,225		
1,250	0.00	0.00	0.00	-	892.00	-	-	-	-	-	-	-	-	-	-	0.00	0.00	0.00	-	0.01	-	-	-	-	-	-	-	-	-	-	1,250		
1,275	0.00	0.00	0.00	-	867.00	-	-	-	-	-	-	-	-	-	-	0.00	0.00	0.00	-	0.01	-	-	-	-	-	-	-	-	-	-	1,275		
1,300	0.00	0.00	0.00	-	842.00	-	-	-	-	-	-	-	-	-	-	0.00	0.00	0.00	-	0.01	-	-	-	-	-	-	-	-	-	-	1,300		
1,325	0.00	0.00	0.00	-	817.00	-	-	-	-	-	-	-	-	-	-	0.00	0.00	0.00	-	0.01	-	-	-	-	-	-	-	-	-	-	1,325		
1,350	0.00	0.00	0.00	-	792.00	-	-	-	-	-	-	-	-	-	-	0.00	0.00	0.00	-	0.01	-	-	-	-	-	-	-	-	-	-	1,350		
1,375	0.00	0.00	0.00	-	767.00	-	-	-	-	-	-	-	-	-	-	0.00	0.00	0.00	-	0.01	-	-	-	-	-	-	-	-	-	-	1,375		
1,400	0.00	0.00	0.00	-	742.00	-	-	-	-	-	-	-	-	-	-	0.00	0.00	0.00	-	0.01	-	-	-	-	-	-	-	-	-	-	1,400		
1,425	0.00	0.00	0.00	-	717.00	-	-	-	-	-	-	-	-	-	-	0.00	0.00	0.00	-	0.01	-	-	-	-	-	-	-	-	-	-	1,425		
1,450	0.00	0.00	0.00	-	692.00	-	-	-	-	-	-	-	-	-	-	0.00	0.00	0.00	-	0.01	-	-	-	-	-	-	-	-	-	-	1,450		
1,475	0.00	0.00	0.00	-	667.00	-	-	-	-	-	-	-	-	-	-	0.00	0.00	0.00	-	0.01	-	-	-	-	-	-	-	-	-	-	1,475		
1,500	0.00	0.00	0.00	-	642.00	-	-	-	-	-	-	-	-	-	-	0.00	0.00	0.00	-	0.01	-	-	-	-	-	-	-	-	-	-	1,500		
1,525	0.00	0.00	0.00	-	618.00	-	-	-	-	-	-	-	-	-	-	0.00	0.00	0.00	-	0.02	-	-	-	-	-	-	-	-	-	-	1,525		
1,550	0.00	0.00	0.00	-	593.00	-	-	-	-	-	-	-	-	-	-	0.00	0.00	0.00	-	0.01	-	-	-	-	-	-	-	-	-	-	1,550		
1,575	0.00	0.00	0.00	-	568.00	-	-	-	-	-	-	-	-	-	-	0.00	0.00	0.00	-	0.01	-	-	-	-	-	-	-	-	-	-	1,575		
1,600	0.00	0.00	0.00	-	543.00	-	-	-	-	-	-	-	-	-	-	0.00	0.00	0.00	-	0.02	-	-	-	-	-	-	-	-	-	-	1,600		
1,625	0.00	0.00	0.00	-	518.00	-	-	-	-	-	-	-	-	-	-	0.00	0.00	0.00	-	0.01	-	-	-	-	-	-	-	-	-	-	1,625		
1,650	0.00	0.00	0.00	-	493.00	-	-	-	-	-	-	-	-	-	-	0.00	0.00	0.00	-	0.01	-	-	-	-	-	-	-	-	-	-	1,650		
1,675	0.00	0.00	0.00	-	468.00	-	-	-	-	-	-	-	-	-	-	0.00	0.00	0.00	-	0.01	-	-	-	-	-	-	-	-	-	-	1,675		
1,700	0.00	0.00	0.00	-	443.00	-	-	-	-	-	-	-	-	-	-	0.00	0.00	0.00	-	0.03	-	-	-	-	-	-	-	-	-	-	1,700		
1,725	0.00	0.00	0.00	-	418.00	-	-	-	-	-	-	-	-	-	-	0.00	0.00	0.00	-	0.01	-	-	-	-	-	-	-	-	-	-	1,725		
1,750	0.00	0.00	0.00	-	393.00	-	-	-	-	-	-	-	-	-	-	0.00	0.00	0.00	-	0.01	-	-	-	-	-	-	-	-	-	-	1,750		
1,775	0.00	0.00	0.00	-	368.00	-	-	-	-	-	-	-	-	-	-	0.00	0.00	0.00	-	0.02	-	-	-	-	-	-	-	-	-	-	1,775		
1,800	0.00	0.00	0.00	-	343.00	-	-	-	-	-	-	-	-	-	-	0.00	0.00	0.00	-	0.01	-	-	-	-	-	-	-	-	-	-	1,800		
1,825	0.00	0.00	0.00	-	318.00	-	-	-	-	-	-	-	-	-	-	0.00	0.00	0.00	-	0.02	-	-	-	-	-	-	-	-	-	-	1,825		
1,850	0.00	0.00	0.00	-	293.00	-	-	-	-	-	-	-	-	-	-	0.00	0.00	0.00	-	0.05	-	-	-	-	-	-	-	-	-	-	1,850		
1,875	0.00	0.00	0.00	-	268.00	-	-	-	-	-	-	-	-	-	-	0.00	0.00	0.00	-	0.12	-	-	-	-	-	-	-	-	-	-	1,875		
1,900	0.00	0.00	0.00	-	243.00	-	-	-	-	-	-	-	-	-	-	0.00	0.00	0.00	-	0.27	-	-	-	-	-	-	-	-	-	-	1,900		
1,925	0.00	0.00	0.00	-	219.00	-	-	0.00	0.00	0.00	-	195.00	-	-	-	0.00	0.00	0.00	-	0.59	-	-	0.00	0.00	0.00	-	7.90	-	-	-	1,925		
1,950	0.00	0.00	0.00	-	194.00	-	-	0.00	0.00	0.00	-	173.00	-	-	-	0.00	0.00	0.00	-	1.20	-	-	0.00	0.00	0.00	-	11.25	-	2	-	1,950		
1,975	0.00	0.00	0.00	-	170.00	-	-	0.00	0.00	0.00	-	152.00	-	-	-	0.00	0.00	0.00	-	2.20	-	-	0.00	0.00	0.00	-	15.50	-	1	-	1,975		
2,000	0.00	0.00	0.00	-	147.00	-	-	0.00	0.00	0.00	-	133.00	-	-	-	0.00	0.00	0.00	-	4.00	-	106	0.00	0.00	0.00	-	21.00	-	1	-	2,000		
2,050	114.00	114.00	114.00	114.00	114.00	3	35	0.00	0.00	0.00	-	98.00	-	-	10.00	114.00	9.00	9.00	9.00	2	15	0.00	0.00	0.00	-	36.25	-	-	-	2,050			
2,100	0.00	0.00	0.00	-	67.50	-	53	0.00	0.00	0.00	-	69.50	-	40	19.50	0.00	18.00	19.50	19.50	41	164	0.00	0.00	0.00	-	57.00	-	60	-	2,100			
2,150	0.00	0.00	0.00	-	39.50	-	64	0.00	0.00	0.00	-	46.75	-	61	0.00	0.00	0.00	-	46.25	-	152	0.00	0.00	0.00	-	84.50	-	20	-	2,150			

FTSE/Athex Large Cap

(Trade Unit: 1 Index Point x 2€ - Exercise Style: European, Cash Settlement)

Exercise Price	Call Options														Put Options																		
	June 2021							July 2021							Other Months		June 2021							July 2021							Other Months		Exercise Price
	Open price	Price max	Price min	Last price	Closing price	Volume	Open Interest	Open price	Price max	Price min	Last price	Closing price	Volume	Open Interest	Volume	Open Interest	Open price	Price max	Price min	Last price	Closing price	Volume	Open Interest	Open price	Price max	Price min	Last price	Closing price	Volume	Open Interest	Volume	Open Interest	
2,200	18.50	21.00	18.50	21.00	21.00	48	99	0.00	0.00	0.00	-	30.00	-	20			59.00	21.00	59.00	59.00	59.00	10	102	0.00	0.00	0.00	-	118.00	-	-			
2,250	0.00	0.00	0.00	-	9.70	-	38	0.00	0.00	0.00	-	18.25	-	-			0.00	0.00	0.00	-	116.00	-	22	0.00	0.00	0.00	-	156.00	-	-			2,250
2,300	0.00	0.00	0.00	-	4.00	-	100	0.00	0.00	0.00	-	10.75	-	-			0.00	0.00	0.00	-	161.00	-	80	0.00	0.00	0.00	-	198.00	-	-			2,300
2,350	0.00	0.00	0.00	-	1.50	-	-	0.00	0.00	0.00	-	5.90	-	-			0.00	0.00	0.00	-	208.00	-	-	0.00	0.00	0.00	-	243.00	-	-			2,350
2,400	0.00	0.00	0.00	-	0.47	-	-	0.00	0.00	0.00	-	3.10	-	-			0.00	0.00	0.00	-	257.00	-	-	0.00	0.00	0.00	-	290.00	-	-			2,400
2,450	0.00	0.00	0.00	-	0.14	-	-	0.00	0.00	0.00	-	1.60	-	-			0.00	0.00	0.00	-	307.00	-	-	0.00	0.00	0.00	-	338.00	-	-			2,450
Totals:						51	389						0	121	0	0						53	641						0	84	0	0	
Number of Trades:							7						0		0								6						0		0		

ALPHA SERVICES HOLD (CR)

(Contract Size: 100 Securities, Exercise Style: American, Physical Delivery)

Call Options														Put Options																			
Exercise Price	June 2021						July 2021						Other Months		June 2021						July 2021						Other Months		Exercise Price				
	Open price	Price max	Price min	Last price	Closing price	Volume	Open Interest	Open price	Price max	Price min	Last price	Closing price	Volume	Open Interest	Volume	Open Interest	Open price	Price max	Price min	Last price	Closing price	Volume	Open Interest	Open price	Price max	Price min	Last price	Closing price		Volume	Open Interest	Volume	Open Interest
0.150	0.000	0.000	0.000		0.930	-	-						-	-			0.000	0.000	0.000		0.002	-	-					-	-			0.002	
0.200	0.000	0.000	0.000		0.880	-	-						-	-			0.000	0.000	0.000		0.001	-	-					-	-			0.002	
0.250	0.000	0.000	0.000		0.830	-	-						-	-			0.000	0.000	0.000		0.002	-	-					-	-			0.003	
0.300	0.000	0.000	0.000		0.780	-	-						-	-			0.000	0.000	0.000		0.001	-	-					-	-			0.003	
0.350	0.000	0.000	0.000		0.730	-	-						-	-			0.000	0.000	0.000		0.002	-	-					-	-			0.004	
0.400	0.000	0.000	0.000		0.680	-	-						-	-			0.000	0.000	0.000		0.004	-	-					-	-			0.004	
0.450	0.000	0.000	0.000		0.631	-	-						-	-			0.000	0.000	0.000		0.001	-	-					-	-			0.005	
0.500	0.000	0.000	0.000		0.581	-	-						-	-			0.000	0.000	0.000		0.001	-	-					-	-			0.005	
0.550	0.000	0.000	0.000		0.531	-	-						-	-			0.000	0.000	0.000		0.001	-	-					-	-			0.006	
0.600	0.000	0.000	0.000		0.481	-	-						-	-			0.000	0.000	0.000		0.002	-	-					-	-			0.006	
0.650	0.000	0.000	0.000		0.431	-	-	0.000	0.000	0.000		0.435	-	-			0.000	0.000	0.000		0.001	-	-	0.000	0.000	0.000		0.003	-	-			0.007
0.700	0.000	0.000	0.000		0.381	-	-	0.000	0.000	0.000		0.388	-	-			0.000	0.000	0.000		0.001	-	-	0.000	0.000	0.000		0.006	-	-			0.007
0.750	0.000	0.000	0.000		0.332	-	-	0.000	0.000	0.000		0.342	-	-			0.000	0.000	0.000		0.001	-	-	0.000	0.000	0.000		0.010	-	-			0.008
0.800	0.000	0.000	0.000		0.283	-	-	0.000	0.000	0.000		0.300	-	-			0.000	0.000	0.000		0.003	-	-	0.000	0.000	0.000		0.017	-	-			0.008
0.850	0.000	0.000	0.000		0.237	-	-	0.000	0.000	0.000		0.259	-	-			0.000	0.000	0.000		0.006	-	-	0.000	0.000	0.000		0.027	-	-			0.009
0.900	0.000	0.000	0.000		0.194	-	-	0.000	0.000	0.000		0.223	-	-			0.000	0.000	0.000		0.013	-	-	0.000	0.000	0.000		0.041	-	-			0.009
0.950	0.000	0.000	0.000		0.154	-	-	0.000	0.000	0.000		0.190	-	-			0.000	0.000	0.000		0.023	-	-	0.000	0.000	0.000		0.057	-	-			0.010
1.000	0.000	0.000	0.000		0.119	-	-	0.000	0.000	0.000		0.159	-	-			0.000	0.000	0.000		0.038	-	-	0.000	0.000	0.000		0.077	-	-			0.010
1.100	0.000	0.000	0.000		0.066	-	-	0.000	0.000	0.000		0.111	-	-			0.000	0.000	0.000		0.085	-	-	0.000	0.000	0.000		0.128	-	-			0.011
1.200	0.000	0.000	0.000		0.033	-	-	0.000	0.000	0.000		0.075	-	-			0.000	0.000	0.000		0.152	-	-	0.000	0.000	0.000		0.192	-	-			0.012
1.300	0.000	0.000	0.000		0.015	-	10	0.000	0.000	0.000		0.050	-	-			0.000	0.000	0.000		0.234	-	-	0.000	0.000	0.000		0.267	-	-			0.013
1.400	0.000	0.000	0.000		0.006	-	-	0.000	0.000	0.000		0.032	-	-			0.000	0.000	0.000		0.325	-	-	0.000	0.000	0.000		0.349	-	-			0.014
1.500	0.000	0.000	0.000		0.002	-	-	0.000	0.000	0.000		0.020	-	-			0.000	0.000	0.000		0.421	-	-	0.000	0.000	0.000		0.437	-	-			0.015
1.600	0.000	0.000	0.000		0.001	-	-	0.000	0.000	0.000		0.012	-	-			0.000	0.000	0.000		0.520	-	-	0.000	0.000	0.000		0.530	-	-			0.016
1.700	0.000	0.000	0.000		0.003	-	-	0.000	0.000	0.000		0.008	-	-			0.000	0.000	0.000		0.620	-	-	0.000	0.000	0.000		0.625	-	-			0.017
1.800	0.000	0.000	0.000		0.001	-	-	0.000	0.000	0.000		0.005	-	-			0.000	0.000	0.000		0.720	-	-	0.000	0.000	0.000		0.722	-	-			0.018
Totals:						0	10					0	0	0	0						0	0						0	0	0	0		
Number of Trades:						0						0		0							0.00							0		0			

NATIONAL BANK (CR)

(Contract Size: 100 Securities, Exercise Style: American, Physical Delivery)

Call Options														Put Options																		
June 2021							July 2021							Other Months		June 2021							July 2021							Other Months		Exercise Price
Open price	Price max	Price min	Last price	Closing price	Volume	Open Interest	Open price	Price max	Price min	Last price	Closing price	Volume	Open Interest	Volume	Open Interest	Open price	Price max	Price min	Last price	Closing price	Volume	Open Interest	Open price	Price max	Price min	Last price	Closing price	Volume	Open Interest	Volume	Open Interest	
0.650	0.000	0.000	0.000	1.83	-	-										0.000	0.000	0.000	0.001	-	-											0.007
0.700	0.000	0.000	0.000	1.78	-	-										0.000	0.000	0.000	0.001	-	-											0.007
0.750	0.000	0.000	0.000	1.73	-	-										0.000	0.000	0.000	0.001	-	-											0.008
0.800	0.000	0.000	0.000	1.68	-	-										0.000	0.000	0.000	0.001	-	-											0.008
0.850	0.000	0.000	0.000	1.63	-	-										0.000	0.000	0.000	0.001	-	-											0.009
0.900	0.000	0.000	0.000	1.58	-	-										0.000	0.000	0.000	0.001	-	-											0.009
0.950	0.000	0.000	0.000	1.53	-	-										0.000	0.000	0.000	0.001	-	-											0.010
1.000	0.000	0.000	0.000	1.48	-	-										0.000	0.000	0.000	0.001	-	-											0.010
1.100	0.000	0.000	0.000	1.38	-	-										0.000	0.000	0.000	0.001	-	-											0.011
1.200	0.000	0.000	0.000	1.28	-	-										0.000	0.000	0.000	0.001	-	-											0.012
1.300	0.000	0.000	0.000	1.18	-	-										0.000	0.000	0.000	0.001	-	-											0.013
1.400	0.000	0.000	0.000	1.08	-	-										0.000	0.000	0.000	0.001	-	-											0.014
1.500	0.000	0.000	0.000	0.982	-	-										0.000	0.000	0.000	0.001	-	-											0.015
1.600	0.000	0.000	0.000	0.882	-	-										0.000	0.000	0.000	0.001	-	-											0.016
1.700	0.000	0.000	0.000	0.782	-	-	0.000	0.000	0.000		0.789	-	-			0.000	0.000	0.000	0.001	-	-	0.000	0.000	0.000		0.004	-	-			0.017	
1.800	0.000	0.000	0.000	0.683	-	-	0.000	0.000	0.000		0.694	-	-			0.000	0.000	0.000	0.001	-	-	0.000	0.000	0.000		0.009	-	-			0.018	
1.900	0.000	0.000	0.000	0.584	-	-	0.000	0.000	0.000		0.602	-	-			0.000	0.000	0.000	0.002	-	-	0.000	0.000	0.000		0.017	-	-			0.019	
2.000	0.000	0.000	0.000	0.488	-	-	0.000	0.000	0.000		0.515	-	-			0.000	0.000	0.000	0.005	-	-	0.000	0.000	0.000		0.030	-	-			0.020	
2.200	0.000	0.000	0.000	0.310	-	-	0.000	0.000	0.000		0.361	-	-			0.000	0.000	0.000	0.028	-	-	0.000	0.000	0.000		0.075	-	-			0.022	
2.400	0.000	0.000	0.000	0.170	-	-	0.000	0.000	0.000		0.239	-	-			0.000	0.000	0.000	0.088	-	-	0.000	0.000	0.000		0.153	-	-			0.024	
2.600	0.000	0.000	0.000	0.080	-	5	0.000	0.000	0.000		0.148	-	-			0.000	0.000	0.000	0.197	-	-	0.000	0.000	0.000		0.262	-	-			0.026	
2.800	0.000	0.000	0.000	0.032	-	-	0.000	0.000	0.000		0.087	-	-			0.000	0.000	0.000	0.349	-	-	0.000	0.000	0.000		0.401	-	-			0.028	
3.000	0.000	0.000	0.000	0.011	-	-	0.000	0.000	0.000		0.050	-	-			0.000	0.000	0.000	0.529	-	-	0.000	0.000	0.000		0.563	-	-			0.030	
3.200	0.000	0.000	0.000	0.003	-	-	0.000	0.000	0.000		0.027	-	-			0.000	0.000	0.000	0.721	-	-	0.000	0.000	0.000		0.741	-	-			0.032	
3.400	0.000	0.000	0.000	0.001	-	-	0.000	0.000	0.000		0.014	-	-			0.000	0.000	0.000	0.920	-	-	0.000	0.000	0.000		0.929	-	-			0.034	
3.600	0.000	0.000	0.000	0.001	-	-	0.000	0.000	0.000		0.007	-	-			0.000	0.000	0.000	1.12	-	-	0.000	0.000	0.000		1.12	-	-			0.036	
3.800	0.000	0.000	0.000	0.001	-	-	0.000	0.000	0.000		0.003	-	-			0.000	0.000	0.000	1.32	-	-	0.000	0.000	0.000		1.32	-	-			0.038	
Totals:					0	5					0	0		0	0							0	0					0	0	0	300	
Number of Trades:					0						0		0				0.00						0						0			

OPAP (CR)

(Contract Size: 100 Securities, Exercise Style: American, Physical Delivery)

Call Options														Put Options																			
June 2021							July 2021							Other Months		June 2021							July 2021							Other Months			
Exercise Price	Open price	Price max	Price min	Last price	Closing price	Volume	Open Interest	Open price	Price max	Price min	Last price	Closing price	Volume	Open Interest	Volume	Open Interest	Open price	Price max	Price min	Last price	Closing price	Volume	Open Interest	Open price	Price max	Price min	Last price	Closing price	Volume	Open Interest	Volume	Open Interest	Exercise Price
4.800	0.000	0.000	0.000		8.11	-	-						-	-			0.000	0.000	0.000		0.001	-	-						-	-			0.048
5.200	0.000	0.000	0.000		7.71	-	-						-	-			0.000	0.000	0.000		0.001	-	-						-	-			0.052
5.600	0.000	0.000	0.000		7.31	-	-						-	-			0.000	0.000	0.000		0.001	-	-						-	-			0.056
6.000	0.000	0.000	0.000		6.91	-	-						-	-			0.000	0.000	0.000		0.001	-	-						-	-			0.060
6.400	0.000	0.000	0.000		6.51	-	-						-	-			0.000	0.000	0.000		0.001	-	-						-	-			0.064
6.800	0.000	0.000	0.000		6.11	-	-						-	-			0.000	0.000	0.000		0.001	-	-						-	-			0.068
7.200	0.000	0.000	0.000		5.71	-	-						-	-			0.000	0.000	0.000		0.001	-	-						-	-			0.072
7.600	0.000	0.000	0.000		5.31	-	-						-	-			0.000	0.000	0.000		0.001	-	-						-	-			0.076
8.000	0.000	0.000	0.000		4.91	-	-						-	-			0.000	0.000	0.000		0.001	-	-						-	-			0.080
8.400	0.000	0.000	0.000		4.51	-	-						-	-			0.000	0.000	0.000		0.001	-	-						-	-			0.084
8.800	0.000	0.000	0.000		4.11	-	-	0.000	0.000	0.000		4.12	-	-			0.000	0.000	0.000		0.001	-	-	0.000	0.000	0.000		0.001	-	-			0.088
9.200	0.000	0.000	0.000		3.71	-	-	0.000	0.000	0.000		3.73	-	-			0.000	0.000	0.000		0.001	-	-	0.000	0.000	0.000		0.001	-	-			0.092
9.600	0.000	0.000	0.000		3.31	-	-	0.000	0.000	0.000		3.33	-	-			0.000	0.000	0.000		0.001	-	-	0.000	0.000	0.000		0.002	-	-			0.096
10.000	0.000	0.000	0.000		2.91	-	-	0.000	0.000	0.000		2.93	-	-			0.000	0.000	0.000		0.001	-	-	0.000	0.000	0.000		0.006	-	-			0.100
11.000	0.000	0.000	0.000		1.91	-	-	0.000	0.000	0.000		1.98	-	-			0.000	0.000	0.000		0.002	-	-	0.000	0.000	0.000		0.050	-	-			0.110
12.000	0.000	0.000	0.000		0.971	-	-	0.000	0.000	0.000		1.16	-	-			0.000	0.000	0.000		0.057	-	50	0.000	0.000	0.000		0.225	-	-			0.120
13.000	0.313	0.313	0.313	0.313	0.313	5	10	0.000	0.000	0.000		0.566	-	-			0.000	0.000	0.000		0.393	-	-	0.000	0.000	0.000		0.633	-	-			0.130
14.000	0.000	0.000	0.000		0.050	-	5	0.000	0.000	0.000		0.230	-	5			0.000	0.000	0.000		1.14	-	-	0.000	0.000	0.000		1.30	-	-			0.140
15.000	0.000	0.000	0.000		0.004	-	-	0.000	0.000	0.000		0.077	-	-			0.000	0.000	0.000		2.10	-	-	0.000	0.000	0.000		2.15	-	-			0.150
16.000	0.000	0.000	0.000		0.001	-	-	0.000	0.000	0.000		0.021	-	-			0.000	0.000	0.000		3.10	-	-	0.000	0.000	0.000		3.10	-	-			0.160
17.000	0.000	0.000	0.000		0.001	-	-	0.000	0.000	0.000		0.005	-	-			0.000	0.000	0.000		4.10	-	-	0.000	0.000	0.000		4.10	-	-			0.170
18.000	0.000	0.000	0.000		0.001	-	-	0.000	0.000	0.000		0.001	-	-			0.000	0.000	0.000		5.10	-	-	0.000	0.000	0.000		5.10	-	-			0.180
Totals:						5	15						0	5	0	0						5	50					0	5	0	0		
Number of Trades:						1							0		0							0.00						0		0			

OTE (CR)

(Contract Size: 100 Securities, Exercise Style: American, Physical Delivery)

Exercise Price	Call Options														Put Options																		
	June 2021						July 2021						Other Months		June 2021						July 2021						Other Months		Exercise Price				
	Open price	Price max	Price min	Last price	Closing price	Volume	Open Interest	Open price	Price max	Price min	Last price	Closing price	Volume	Open Interest	Volume	Open Interest	Open price	Price max	Price min	Last price	Closing price	Volume	Open Interest	Open price	Price max	Price min	Last price	Closing price		Volume	Open Interest	Volume	Open Interest
8.400	0.000	0.000	0.000		6.26	-	-						-	-			0.000	0.000	0.000		0.001	-	-			-	-						0.084
8.800	0.000	0.000	0.000		5.86	-	-						-	-			0.000	0.000	0.000		0.001	-	-			-	-					0.088	
9.200	0.000	0.000	0.000		5.46	-	-						-	-			0.000	0.000	0.000		0.001	-	-			-	-					0.092	
9.600	0.000	0.000	0.000		5.06	-	-	0.000	0.000	0.000		5.08	-	-			0.000	0.000	0.000		0.001	-	-	0.000	0.000	0.000	0.001	-	-			0.096	
10.000	0.000	0.000	0.000		4.66	-	-	0.000	0.000	0.000		4.68	-	-			0.000	0.000	0.000		0.001	-	-	0.000	0.000	0.000	0.001	-	-			0.100	
11.000	0.000	0.000	0.000		3.66	-	-	0.000	0.000	0.000		3.68	-	-			0.000	0.000	0.000		0.001	-	-	0.000	0.000	0.000	0.001	-	-			0.110	
12.000	0.000	0.000	0.000		2.66	-	-	0.000	0.000	0.000		2.69	-	-			0.000	0.000	0.000		0.001	-	-	0.000	0.000	0.000	0.010	-	-			0.120	
13.000	0.000	0.000	0.000		1.67	-	-	0.000	0.000	0.000		1.76	-	-			0.000	0.000	0.000		0.008	-	20	0.000	0.000	0.000	0.075	-	-			0.130	
14.000	0.000	0.000	0.000		0.783	-	2	0.000	0.000	0.000		0.983	-	-			0.000	0.000	0.000		0.117	-	-	0.000	0.000	0.000	0.296	-	-			0.140	
15.000	0.000	0.000	0.000		0.225	-	18	0.000	0.000	0.000		0.451	-	4			0.000	0.000	0.000		0.559	-	-	0.000	0.000	0.000	0.764	-	-			0.150	
16.000	0.000	0.000	0.000		0.033	-	13	0.000	0.000	0.000		0.167	-	5			0.000	0.000	0.000		1.37	-	-	0.000	0.000	0.000	1.48	-	-			0.160	
17.000	0.000	0.000	0.000		0.003	-	-	0.000	0.000	0.000		0.051	-	-			0.000	0.000	0.000		2.35	-	-	0.000	0.000	0.000	2.37	-	-			0.170	
18.000	0.000	0.000	0.000		0.001	-	-	0.000	0.000	0.000		0.012	-	-			0.000	0.000	0.000		3.35	-	-	0.000	0.000	0.000	3.35	-	-			0.180	
19.000	0.000	0.000	0.000		0.001	-	-	0.000	0.000	0.000		0.002	-	-			0.000	0.000	0.000		4.35	-	-	0.000	0.000	0.000	4.35	-	-			0.190	
20.000	0.000	0.000	0.000		0.001	-	-	0.000	0.000	0.000		0.001	-	-			0.000	0.000	0.000		5.35	-	-	0.000	0.000	0.000	5.35	-	-			0.200	
Totals:						0	33						0	9	0	0						0	20				0	5	0	0			
Number of Trades:							0						0		0							0.00					0			0			

PIRAEUS FINANCIAL HOLD (CR)

(Contract Size: 100 Securities, Exercise Style: American, Physical Delivery)

Call Options														Put Options																		
June 2021							July 2021							Other Months		June 2021							July 2021							Other Months		Exercise Price
Open price	Price max	Price min	Last price	Closing price	Volume	Open Interest	Open price	Price max	Price min	Last price	Closing price	Volume	Open Interest	Volume	Open Interest	Open price	Price max	Price min	Last price	Closing price	Volume	Open Interest	Open price	Price max	Price min	Last price	Closing price	Volume	Open Interest	Volume	Open Interest	
0.150	0.000	0.000	0.000	1.35	-	-										0.000	0.000	0.000	0.001	-	-											0.002
0.200	0.000	0.000	0.000	1.30	-	-										0.000	0.000	0.000	0.002	-	-											0.002
0.250	0.000	0.000	0.000	1.25	-	-										0.000	0.000	0.000	0.004	-	-											0.003
0.300	0.000	0.000	0.000	1.20	-	-										0.000	0.000	0.000	0.008	-	-											0.003
0.350	0.000	0.000	0.000	1.15	-	-										0.000	0.000	0.000	0.014	-	-											0.004
0.400	0.000	0.000	0.000	1.10	-	-										0.000	0.000	0.000	0.020	-	-											0.004
0.450	0.000	0.000	0.000	1.05	-	-										0.000	0.000	0.000	0.029	-	-											0.005
0.500	0.000	0.000	0.000	1.00	-	-										0.000	0.000	0.000	0.039	-	-											0.005
0.550	0.000	0.000	0.000	0.951	-	-										0.000	0.000	0.000	0.050	-	-											0.006
0.600	0.000	0.000	0.000	0.901	-	-										0.000	0.000	0.000	0.064	-	-											0.006
0.650	0.000	0.000	0.000	0.851	-	-										0.000	0.000	0.000	0.079	-	-											0.007
0.700	0.000	0.000	0.000	0.801	-	-										0.000	0.000	0.000	0.094	-	-											0.007
0.750	0.000	0.000	0.000	0.751	-	-										0.000	0.000	0.000	0.001	-	-											0.008
0.800	0.000	0.000	0.000	0.701	-	-										0.000	0.000	0.000	0.001	-	-											0.008
0.850	0.000	0.000	0.000	0.651	-	-										0.000	0.000	0.000	0.002	-	-											0.009
0.900	0.000	0.000	0.000	0.601	-	-										0.000	0.000	0.000	0.003	-	-											0.009
0.950	0.000	0.000	0.000	0.552	-	-										0.000	0.000	0.000	0.001	-	-											0.010
1.000	0.000	0.000	0.000	0.502	-	-	0.000	0.000	0.000		0.517	-	-			0.000	0.000	0.000	0.001	-	-	0.000	0.000	0.000	0.014	-	-				0.010	
1.100	0.000	0.000	0.000	0.406	-	-	0.000	0.000	0.000		0.432	-	-			0.000	0.000	0.000	0.005	-	-	0.000	0.000	0.000	0.029	-	-				0.011	
1.200	0.000	0.000	0.000	0.315	-	-	0.000	0.000	0.000		0.355	-	-			0.000	0.000	0.000	0.014	-	-	0.000	0.000	0.000	0.052	-	-				0.012	
1.300	0.000	0.000	0.000	0.235	-	-	0.000	0.000	0.000		0.288	-	-			0.000	0.000	0.000	0.033	-	-	0.000	0.000	0.000	0.084	-	-				0.013	
1.400	0.000	0.000	0.000	0.167	-	-	0.000	0.000	0.000		0.229	-	-			0.000	0.000	0.000	0.065	-	-	0.000	0.000	0.000	0.125	-	-				0.014	
1.500	0.000	0.000	0.000	0.112	-	-	0.000	0.000	0.000		0.179	-	-			0.000	0.000	0.000	0.111	-	-	0.000	0.000	0.000	0.175	-	-				0.015	
1.600	0.000	0.000	0.000	0.073	-	-	0.000	0.000	0.000		0.140	-	-			0.000	0.000	0.000	0.172	-	-	0.000	0.000	0.000	0.236	-	-				0.016	
1.700	0.000	0.000	0.000	0.046	-	-	0.000	0.000	0.000		0.109	-	-			0.000	0.000	0.000	0.244	-	-	0.000	0.000	0.000	0.304	-	-				0.017	
1.800	0.000	0.000	0.000	0.027	-	-	0.000	0.000	0.000		0.082	-	-			0.000	0.000	0.000	0.326	-	-	0.000	0.000	0.000	0.378	-	-				0.018	
1.900	0.000	0.000	0.000	0.016	-	-	0.000	0.000	0.000		0.062	-	-			0.000	0.000	0.000	0.414	-	-	0.000	0.000	0.000	0.458	-	-				0.019	
2.000	0.000	0.000	0.000	0.009	-	-	0.000	0.000	0.000		0.047	-	-			0.000	0.000	0.000	0.507	-	-	0.000	0.000	0.000	0.543	-	-				0.020	
2.200	0.000	0.000	0.000	0.003	-	-	0.000	0.000	0.000		0.026	-	-			0.000	0.000	0.000	0.701	-	-	0.000	0.000	0.000	0.722	-	-				0.022	
2.400	0.000	0.000	0.000	0.001	-	-	0.000	0.000	0.000		0.014	-	-			0.000	0.000	0.000	0.900	-	-	0.000	0.000	0.000	0.910	-	-				0.024	
2.600	0.000	0.000	0.000	0.001	-	-	0.000	0.000	0.000		0.008	-	-			0.000	0.000	0.000	1.10	-	-	0.000	0.000	0.000	1.10	-	-				0.026	
2.800	0.000	0.000	0.000	0.001	-	-	0.000	0.000	0.000		0.004	-	-			0.000	0.000	0.000	1.30	-	-	0.000	0.000	0.000	1.30	-	-				0.028	
3.000	0.000	0.000	0.000	0.001	-	-	0.000	0.000	0.000		0.002	-	-			0.000	0.000	0.000	1.50	-	-	0.000	0.000	0.000	1.50	-	-				0.030	
3.200	0.000	0.000	0.000	0.001	-	-	0.000	0.000	0.000		0.001	-	-			0.000	0.000	0.000	1.70	-	-	0.000	0.000	0.000	1.70	-	-				0.032	
3.400	0.000	0.000	0.000	0.001	-	-	0.000	0.000	0.000		0.001	-	-			0.000	0.000	0.000	1.90	-	-	0.000	0.000	0.000	1.90	-	-				0.034	
3.600	0.000	0.000	0.000	0.001	-	-	0.000	0.000	0.000		0.001	-	-			0.000	0.000	0.000	2.10	-	-	0.000	0.000	0.000	2.10	-	-				0.036	

PIRAEUS FINANCIAL HOLD (CR)

(Contract Size: 100 Securities, Exercise Style: American, Physical Delivery)

Call Options														Put Options																			
Exercise Price	June 2021						July 2021						Other Months		June 2021						July 2021						Other Months		Exercise Price				
	Open price	Price max	Price min	Last price	Closing price	Volume	Open Interest	Open price	Price max	Price min	Last price	Closing price	Volume	Open Interest	Volume	Open Interest	Open price	Price max	Price min	Last price	Closing price	Volume	Open Interest	Open price	Price max	Price min	Last price	Closing price		Volume	Open Interest	Volume	Open Interest
3.800	0.000	0.000	0.000		0.206	-	-	0.000	0.000	0.000		0.001	-	-			0.000	0.000	0.000		2.30	-	-	0.000	0.000	0.000		2.30	-	-			0.038
4.000	0.000	0.000	0.000		0.191	-	-	0.000	0.000	0.000		0.001	-	-			0.000	0.000	0.000		2.50	-	-	0.000	0.000	0.000		2.50	-	-			0.040
4.400	0.000	0.000	0.000		0.162	-	-	0.000	0.000	0.000		0.001	-	-			0.000	0.000	0.000		2.90	-	-	0.000	0.000	0.000		2.90	-	-			0.044
4.800	0.000	0.000	0.000		0.140	-	-	0.000	0.000	0.000		0.001	-	-			0.000	0.000	0.000		3.30	-	-	0.000	0.000	0.000		3.30	-	-			0.048
5.200	0.000	0.000	0.000		0.123	-	-	0.000	0.000	0.000		0.271	-	-			0.000	0.000	0.000		3.70	-	-	0.000	0.000	0.000		3.70	-	-			0.052
5.600	0.000	0.000	0.000		0.107	-	-	0.000	0.000	0.000		0.248	-	-			0.000	0.000	0.000		4.10	-	-	0.000	0.000	0.000		4.10	-	-			0.056
6.000	0.000	0.000	0.000		0.091	-	-	0.000	0.000	0.000		0.226	-	-			0.000	0.000	0.000		4.50	-	-	0.000	0.000	0.000		4.50	-	-			0.060
6.400	0.000	0.000	0.000		0.082	-	-	0.000	0.000	0.000		0.208	-	-			0.000	0.000	0.000		4.90	-	-	0.000	0.000	0.000		4.90	-	-			0.064
6.800	0.000	0.000	0.000		0.074	-	-	0.000	0.000	0.000		0.196	-	-			0.000	0.000	0.000		5.30	-	-	0.000	0.000	0.000		5.30	-	-			0.068
Totals:						0	0							0	0	0	0							0	0	0	0						
Number of Trades:						0							0	0	0.00							0	0										

PPC (CR)

(Contract Size: 100 Securities, Exercise Style: American, Physical Delivery)

Call Options														Put Options																					
June 2021							July 2021							Other Months		June 2021							July 2021							Other Months		Exercise Price			
Open price	Price max	Price min	Last price	Closing price	Volume	Open Interest	Open price	Price max	Price min	Last price	Closing price	Volume	Open Interest	Volume	Open Interest	Open price	Price max	Price min	Last price	Closing price	Volume	Open Interest	Open price	Price max	Price min	Last price	Closing price	Volume	Open Interest	Volume	Open Interest				
2.400	0.000	0.000	0.000	6.62	-	-										0.000	0.000	0.000	0.002	-	-											0.024			
2.600	0.000	0.000	0.000	6.42	-	-										0.000	0.000	0.000	0.001	-	-											0.026			
2.800	0.000	0.000	0.000	6.22	-	-										0.000	0.000	0.000	0.001	-	-											0.028			
3.000	0.000	0.000	0.000	6.02	-	-										0.000	0.000	0.000	0.001	-	-											0.030			
3.200	0.000	0.000	0.000	5.82	-	-										0.000	0.000	0.000	0.001	-	-											0.032			
3.400	0.000	0.000	0.000	5.62	-	-										0.000	0.000	0.000	0.001	-	-											0.034			
3.600	0.000	0.000	0.000	5.42	-	-										0.000	0.000	0.000	0.001	-	-											0.036			
3.800	0.000	0.000	0.000	5.22	-	-										0.000	0.000	0.000	0.001	-	-											0.038			
4.000	0.000	0.000	0.000	5.02	-	-										0.000	0.000	0.000	0.001	-	-											0.040			
4.400	0.000	0.000	0.000	4.63	-	-										0.000	0.000	0.000	0.001	-	-											0.044			
4.800	0.000	0.000	0.000	4.23	-	-										0.000	0.000	0.000	0.001	-	-											0.048			
5.200	0.000	0.000	0.000	3.83	-	-										0.000	0.000	0.000	0.001	-	-											0.052			
5.600	0.000	0.000	0.000	3.43	-	-										0.000	0.000	0.000	0.001	-	-											0.056			
6.000	0.000	0.000	0.000	3.03	-	-										0.000	0.000	0.000	0.001	-	-											0.060			
6.400	0.000	0.000	0.000	2.63	-	-										0.000	0.000	0.000	0.001	-	-											0.064			
6.800	0.000	0.000	0.000	2.23	-	-	0.000	0.000	0.000		2.24	-	-			0.000	0.000	0.000	0.001	-	-	0.000	0.000	0.000	0.002	-	-					0.068			
7.200	0.000	0.000	0.000	1.83	-	-	0.000	0.000	0.000		1.85	-	-			0.000	0.000	0.000	0.001	-	-	0.000	0.000	0.000	0.008	-	-					0.072			
7.600	0.000	0.000	0.000	1.43	-	-	0.000	0.000	0.000		1.47	-	-			0.000	0.000	0.000	0.003	-	-	0.000	0.000	0.000	0.027	-	-					0.076			
8.000	0.000	0.000	0.000	1.05	-	-	0.000	0.000	0.000		1.11	-	-			0.000	0.000	0.000	0.018	-	5	0.000	0.000	0.000	0.073	-	-					0.080			
8.400	0.000	0.000	0.000	0.696	-	5	0.000	0.000	0.000		0.801	-	-			0.000	0.000	0.000	0.067	-	121	0.202	0.202	0.202	0.202	0.202	5	20				0.084			
8.800	0.000	0.000	0.000	0.410	-	32	0.000	0.000	0.000		0.543	-	-			0.000	0.000	0.000	0.180	-	20	0.000	0.000	0.000	0.301	-	-					0.088			
9.200	0.000	0.000	0.000	0.210	-	61	0.278	0.278	0.278	0.278	0.278	5	5			0.000	0.000	0.000	0.380	-	11	0.000	0.000	0.000	0.504	-	-					0.092			
9.600	0.000	0.000	0.000	0.092	-	14	0.165	0.165	0.165	0.165	0.165	5	37			0.000	0.000	0.000	0.663	-	-	0.000	0.000	0.000	0.763	-	-					0.096			
10.000	0.000	0.000	0.000	0.035	-	20	0.000	0.000	0.000		0.115	-	5			0.000	0.000	0.000	1.01	-	-	0.000	0.000	0.000	1.07	-	-					0.100			
11.000	0.000	0.000	0.000	0.001	-	-	0.000	0.000	0.000		0.020	-	-			0.000	0.000	0.000	1.98	-	-	0.000	0.000	0.000	1.99	-	-					0.110			
12.000	0.000	0.000	0.000	0.003	-	-	0.000	0.000	0.000		0.003	-	-			0.000	0.000	0.000	2.98	-	-	0.000	0.000	0.000	2.98	-	-					0.120			
13.000	0.000	0.000	0.000	0.001	-	-	0.000	0.000	0.000		0.001	-	-			0.000	0.000	0.000	3.98	-	-	0.000	0.000	0.000	3.98	-	-					0.130			
14.000	0.000	0.000	0.000	0.001	-	-	0.000	0.000	0.000		0.002	-	-			0.000	0.000	0.000	4.98	-	-	0.000	0.000	0.000	4.98	-	-					0.140			
Totals:					0	132						10	47	0	0						0	157						5	20	0	0				
Number of Trades:					0						2						0						0.00						1						0

Lending Products	Underlying Title	Multilateral Transactions[1]					Bilateral Transactions[2]		Stock Borrowing through OTC (volume)[3]
		Open Interest[5]	Volume(Offered)	Average Weighted	Transactions volume	Average Weighted	Transactions Volume	Average Weighted	Transactions Volume
ADMIEBOR	ADMIE (IPTO) HOLDING S.A. (CR)	---	---	---	---	---	---	165,644	
AEGNBOR	AEGEAN AIRLINES (CR)	359	---	---	---	---	---	35,978	
ALPHABOR	ALPHA SERVICES HOLD (CR)	289,424	---	---	635	3.27%	---	85,392,116	
ALMYBOR	ALUMIL (CR)	---	---	---	---	---	---	---	
TATTBOR	ATTICA BANK S.A. (CR)	14,305	---	---	---	---	---	370	
EEEBOR	CC HBC AG (CR)	3,988	---	---	---	---	---	70,546	
CENERBOR	CENERGY HOLDINGS (CB)	---	---	---	---	---	---	---	
ELLAKTORBOR	ELLAKTOR (CR)	34,561	---	---	---	---	---	69,766	
EUROBBOR	EUROBANK HOLDINGS (CR)	369,567	---	---	---	---	---	82,075,248	
EYDAPBOR	EYDAP S.A. (CR)	---	---	---	---	---	---	243,864	
FFGRPBOR	FOLLI FOLLIE (CR)	---	---	---	---	---	---	897,835	
FOYRKBOR	FOURLIS (CR)	---	---	---	---	---	---	23,250	
GEKTERNABOR	GEK TERNA (CR)	21,862	---	---	---	---	---	43,332	
SARBOR	GR. SARANTIS S.A. (CR)	---	---	---	---	---	---	390	
EXAEBOR	HELLENIC EXCHANGES-A.S.E. (CR)	19,000	---	---	---	---	---	166,993	
ELPEBOR	HELLENIC PETROLEUM (CR)	---	---	---	---	---	---	136,234	
INTRKBOR	INTRACOM HOLDINGS (CR)	471	---	---	---	---	---	---	
BELABOR	JUMBO SA (CR)	4,202	---	---	---	---	---	135,119	
LAMDABOR	LAMDA DEVELOPMENT SA (CR)	---	---	---	---	---	---	2,000	
MIGBOR	MARFIN INVESTMENT GROUP (CR)	---	---	---	---	---	---	794,474	
MOHBOR	MOTOR OIL (CR)	1,500	---	---	---	---	---	293,069	
MYTILBOR	MYTILINEOS (CR)	6,000	---	---	---	---	---	49,054	
ETEBOR	NATIONAL BANK (CR)	90	---	---	---	---	---	10,526,080	
OPAPBOR	OPAP (CR)	71,000	---	---	25,000	2.93%	---	1,339,971	
HTOBOR	OTE (CR)	11,500	---	---	---	---	---	1,411,755	
PPABOR	P.P.A. S.A. (CR)	74	---	---	---	---	---	11,901	
TPEIRBOR	PIRAEUS FINANCIAL HOLD (CR)	---	---	---	---	---	---	5,798,475	
PLAISBOR	PLAISIO COMPUTERS SA (CR)	---	---	---	---	---	---	4,000	
PPCBOR	PPC (CR)	24,100	---	---	6,500	4.58%	---	1,747,459	
QUALBOR	QUALITY & RELIABILITY SA (CR)	---	---	---	---	---	---	---	
TENERGYBOR	TERNA ENERGY (CR)	---	---	---	4,000	3.47%	---	45,755	

Stock Lending Notes

[1] - Multilateral contracts Lending or Borrowing as per Methods 8-1, 8-2 and 8-3-3 (According to ATHEX BoD Resolution No.17)

[2] - Bilateral Contracts Lending or Borrowing as per Methods 8-3-1 and 8-3-2 (According to ATHEX BoD Resolution No.20)

[3] - The information concerning OTC Stock Borrowing Transactions is based on the statements of the Dematerialised Securities System (DSS) operators involved and refers to volumes that have been registered up until the previous working day.

[4] - Average Price (Volume weighted)

[5] - The Data concerning Open Interest before the start of trading session

Lending Products	Underlying Title	Multilateral Transactions[1]					Bilateral Transactions[2]		Stock Borrowing through OTC (volume)[3]
		Open Interest[5]	Volume(Offered)	Average Weighted	Transactions volume	Average Weighted	Transactions Volume	Average Weighted	Transactions Volume
TITCBOR	TITAN CEMENT (CB)	1,500	---	---	---	---	---	---	235,428
VIOBOR	VIOHALCO SA/IV (CB)	---	---	---	---	---	---	---	---

Stock Lending Notes

[1] - Multilateral contracts Lending or Borrowing as per Methods 8-1, 8-2 and 8-3-3 (According to ATHEX BoD Resolution No.17)

[2] - Bilateral Contracts Lending or Borrowing as per Methods 8-3-1 and 8-3-2 (According to ATHEX BoD Resolution No.20)

[3] - The information concerning OTC Stock Borrowing Transactions is based on the statements of the Dematerialised Securities System (DSS) operators involved and refers to volumes that have been registered up until the previous working day.

[4] - Average Price (Volume weighted)

[5] - The Data concerning Open Interest before the start of trading session

Sectors codification for listed companies

12003-	ETF	10101010	Computer Services
10101015	Software	10102030	Computer Hardware
15101010	Telecommunications Equipment	15102015	Telecommunications Services
20101010	Health Care Facilities	20101025	Health Care Services
20102010	Medical Equipment	20103015	Pharmaceuticals
30101010	Banks	30202000	Diversified Financial Services
30202010	Asset Managers & Custodians	30202015	Investment Services
30302010	Full Line Insurance	30302015	Insurance Brokers
30302025	Property and Casualty Insurance	35101010	Real Estate Holding and Development
35101015	Real Estate Services	35102000	Diversified REITs
35102030	Office REITs	40201040	Rental & Leasing Services: Consumer
40202010	Home Construction	40202015	Household Furnishings
40202020	Household Appliance	40203040	Electronic Entertainment
40203045	Toys	40204020	Clothing & Accessories
40301010	Entertainment	40301030	Publishing
40301035	Radio & TV Broadcasters	40401010	Diversified Retailers
40401020	Apparel Retailers	40401025	Home Improvement Retailers
40401030	Specialty Retailers	40501010	Airlines
40501015	Travel & Tourism	40501020	Casinos & Gambling
40501025	Hotels & Motels	45101015	Distillers & Vintners
45101020	Soft Drinks	45102010	Farming Fishing Ranching & Plantations
45102020	Food Products	45103010	Tobacco
45201010	Food Retailers & Wholesalers	45201020	Personal Products
50101010	Construction	50101030	Cement
50101035	Building Materials: Other	50202010	Electrical Components
50203000	Diversified Industrials	50203015	Plastics
50203030	Containers & Packaging	50204000	Machinery: Industrial
50204020	Machinery: Construction & Handling	50205010	Industrial Suppliers
50205020	Back Office Support HR & Consulting	50205030	Forms & Bulk Printing Services
50206015	Commercial Vehicles & Parts	50206030	Marine Transportation
50206060	Transportation Services	55101000	Diversified Materials
55101020	Textile Products	55102000	General Mining
55102010	Iron & Steel	55102015	Metal Fabricating
55102035	Aluminum	60101000	Integrated Oil & Gas
60101020	Oil Refining and Marketing	65101010	Alternative Electricity
65101015	Conventional Electricity	65102030	Water



ATHEX
Athens Stock Exchange

Λεωφ. Αθηνών 110 104 42 Αθήνα
110, Athinon Ave. GR 104 42 Athens
tel. (+30)210-33.66.800, fax (+30)210-33.66.101
www.athexgroup.gr