

21

Ημερήσιο Δελτίο
Συναλλακτικής Δραστηριότητας

Daily Official List
of Trading Activity

Wednesday, 19 May, 2021
Year: 142 Trading Day No: 90



ATHEXGROUP
Athens Exchange Group

Disclaimer:

Hellenic Exchanges-Athens Stock Exchange S.A endeavours to ensure that the data and other material ("Information") presented on the Daily Official List are accurate and complete, but it is not liable for any errors or omissions of data or /and for the accuracy, credibility, updating and completeness of the aforesaid information nor it has any liability arising directly or indirectly from the use of the above Information.

The Company is not liable for the accuracy of the data included in listed companies' announcements. Only the sender of such an announcement is fully and solely liable for any infringement of third party's rights from the content of such announcement. All contents of the Daily Official List are provided only for information purposes and do not constitute investment advice or solicitation to invest in securities or other products listed for trading on the Exchange.

You acknowledge and agree that the Company is the owner of any property rights related to any Information appearing on the Daily Official List including intellectual property rights copyright, trademarks, etc.

The above data are a property of the Hellenic Exchanges-Athens Exchange and are copyright protected. Users are forbidden to reproduce, modify, copy, sale, transmit or redistribute, by all reproduction means and methods, part or the whole of the above data, without reference to their source.

The commercial exploitation of these data is, also, forbidden by third parties. Hellenic Exchanges-Athens Exchange does not carry any responsibility, direct or indirect, derived from usage or accidental alteration of the above data when used by third parties.

Hellenic Exchanges – Athens Stock Exchange S.A.

110 Athinon Ave., 10442 Athens, Tel: (210) 33.66.800, Fax: (210) 32.13.938

www.athexgroup.gr

Thessalonica Stock Exchange Center (T.S.E.C)

16-18 Katouni Str., Thessalonica 546 25 Tel: (2310) 567.667, Fax: (2310) 530.545

Athex Members Guarantee Fund

14-16 Fidiou Str., Athens 106 78, Tel: (210) 33.04.682, Fax: (210) 33.04.155

Hellenic Republic Capital Market Commission

1 Kolokotroni Str. & 1 Stadiou Str., Athens 10562 Tel: (210) 33.77.100 Fax: (210) 33.77.173

Table of Contents

Section 1: Statistical Figures of Securities, Derivatives and Lending

Summary of Markets

Athex Indices

Analytic Figures for Athex Market's Boards and Categories

Trading Details by Athex Sectors and Financial Instruments (ETFs)

Top 10 best & worst performing Shares

Derivatives Summary

Section 2: Analytic Figures of Shares Transactions

Analytic Figures of Shares Transactions

Shares' Notes

Section 3: Figures of Securities Transactions

Securities Blocks Details

Shares Rights Details

Stock Borrowing

Forced Sales Details

Forced Sales Registered Shares

Exchange Traded Funds (ETFs) Characteristics

Section 5: Bonds traded in Fixed Income Assets Market

Convertible Corporate Bonds - Regulated Market

Non Convertible Corporate Bonds - Regulated Market

Government Bonds

Treasury Bills & Zero Coupon Government Bonds

Government Bonds Traded with the Open Outcry Method

State Banks Bonds

Section 6: Additional Infos

Athex & ATHEXClear Members List

List of Stocks under Market Making operations

Section 7: Derivatives Market Analytic Figures

Index Futures

Stock Futures

Index Options

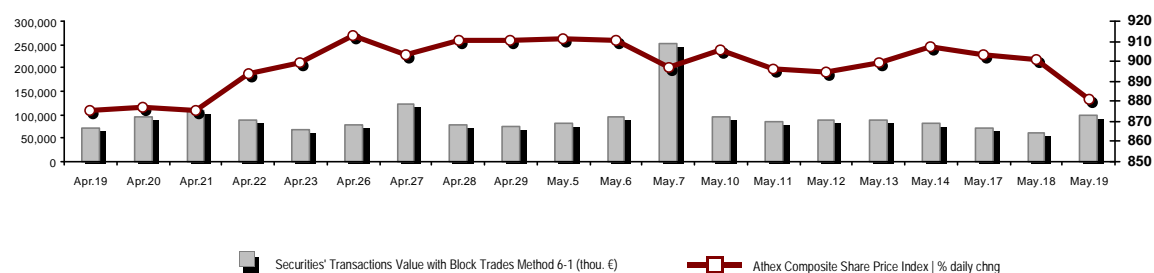
Stock Options

Stock Lending Analytic Figures

Appendix A: Sectors codification for listed companies

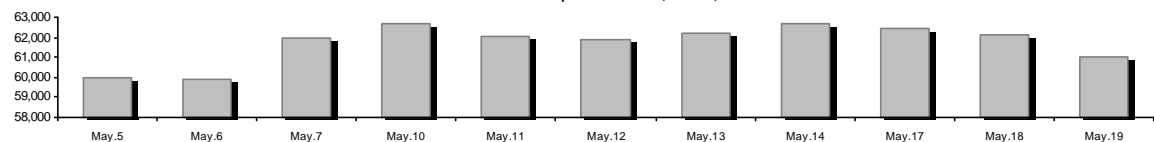
Summary of Markets

Athex Composite Share Price Index vs Shares and Derivatives Transactions Value

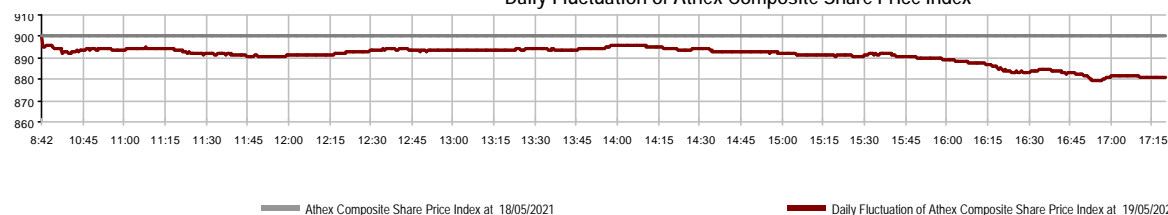


Athex Capitalisation (mill. €) **:	60,999.00	Derivatives Total Open Interest	794,141
Daily change: mill. € %	-1,155.42 -1.86%	in Index Futures % daily chng	7,416 0.79%
Yearly Avg Capitalisation: mill. € % chng prev year Avg	55,752.93 17.64%	in Stock Futures % daily chng	783,367 -2.16%
Athex Composite Share Price Index % daily chng	881.04 -2.18%	in Index Options % daily chng	2,088 1.46%
Athex Composite Share Price Index Capitalisation (mill. €)	54,784.22	in Stock Options % daily chng	1,270 0.00%
Daily change (mill. €)	-1,128.51		
Securities' Transactions Value with Block Trades Method 6-1 (t)	97,824.72	Derivatives Contracts Volume:	86,465
Daily change: %	37,130.87 61.18%	Daily change: pieces %	30,364 54.12%
YtD Avg Trans. Value: thou. € % chng prev year Avg	79,707.16 24.46%	YtD Avg Derivatives Contracts % chng prev year Avg	64,895 61.99%
Blocks Transactions Value of Method 6-1 (thou. €)	23,687.24	Derivatives Trades Number:	2,927
Blocks Transactions Value of Method 6-2 & 6-3 (thou. €)	0.00	Daily change: number %	1,632 126.02%
Bonds Transactions Value (thou.€)	585.72	YtD Avg Trades number % chng prev year Avg	2,890 8.86%
Securities' Transactions Volume with Block Trades Method 6-1 (tho)	42,422.37	Lending Total Open Interest	678,113
Daily change: thou. pieces %	7,636.70 21.95%	Daily change: pieces %	9,281 1.39%
YtD Avg Volume: % chng prev year Avg	40,438.68 -1.58%	Lending Volume (Multilateral/Bilateral)	68,700
Blocks Transactions Volume of Method 6-1 (thou. Pieces)	3,380.89	Daily change: pieces %	59,393
Blocks Transactions Volume of Method 6-2 & 6-3 (thou. Pieces)	0.00	Multilateral Lending	68,700
Bonds Transactions Volume	581,000	Bilateral Lending	0
Securities' Trades Number with Block Trades Method 6-1	36,132	Lending Trades Number:	15
Daily change: number %	7,637 26.80%	Daily change: %	4
YtD Avg Trades number % chng prev year Avg	36,649 12.30%	Multilateral Lending Trades Number	15
Number of Blocks Method 6-1	7	Bilateral Lending Trades Number	0
Number of Blocks Method 6-2 & 6-3	0		
Number of Bonds Transactions	48		

Athex Capitalisation (mill. €) **



Daily Fluctuation of Athex Composite Share Price Index



Athex Indices

Index name	19/05/2021	18/05/2021	pts.	%	Min	Max	Year min	Year max	Year change
Athex Composite Share Price Index	881.04	900.65	-19.61	-2.18%	879.15	900.65	726.02	919.21	8.91% #
FTSE/Athex Large Cap	2,134.27	2,180.59	-46.32	-2.12%	2,129.26	2,180.59	1,718.82	2,234.40	10.32% #
FTSE/Athex Mid Cap Index	1,347.56	1,386.90	-39.34	-2.84%	1,342.21	1,386.90	1,026.21	1,392.99	21.69% #
FTSE/ATHEX-CSE Banking Index	428.63	442.18	-13.55	-3.06%	426.25	442.18	306.88	483.96	9.12% #
FTSE/ATHEX High Dividend Yield Index	2,982.41	3,045.04	-62.63	-2.06%	2,976.33	3,045.04	2,542.41	3,092.52	10.29% #
FTSE/ATHEX Global Traders Index Plus	2,417.01	2,472.00	-54.99	-2.22%	2,409.35	2,472.00	1,943.84	2,510.06	15.02% #
FTSE/ATHEX Mid & Small Cap Factor-Weighted Ind	3,556.22	3,591.80	-35.58	-0.99%	3,546.47	3,626.49	2,996.13	3,630.33	13.83% #
ATHEX Select Index Plus	3,393.42	3,461.48	-68.06	-1.97%	3,381.02	3,463.95	2,805.20	3,525.40	10.16% #
ATHEX Select Index	3,655.42	3,759.82	-104.40	-2.78%	3,645.90	3,759.82	2,785.00	3,782.09	20.73% #
FTSE/Athex Market Index	523.00	533.85	-10.85	-2.03%	522.19	533.85	424.25	543.63	10.43% #
FTSE Med Index	5,032.15	4,982.33	49.82	1.00%			4,489.55	5,072.88	10.95% #
Athex Composite Index Total Return Index	1,482.49	1,515.48	-32.99	-2.18%	1,479.30	1,515.48	1,220.96	1,546.36	8.97% #
FTSE/Athex Large Cap Total Return	3,275.92	3,347.02	-71.10	-2.12%			2,707.58	3,400.84	10.32% #
FTSE/Athex Mid Cap Total Return	1,709.06	1,758.95	-49.89	-2.84%			1,313.08	1,758.95	22.95% #
FTSE/ATHEX-CSE Banking Total Return Index	375.42	387.29	-11.87	-3.06%			283.07	421.45	9.11% #
Hellenic Mid & Small Cap Index	1,365.42	1,396.57	-31.15	-2.23%	1,359.82	1,396.57	1,110.37	1,418.18	13.55% #
FTSE/Athex Banks	566.33	584.23	-17.90	-3.06%	563.18	584.23	405.46	639.42	9.12% #
FTSE/Athex Insurance	2,009.07	2,001.10	7.97	0.40%	1,969.21	2,017.05	1,909.42	2,192.44	5.22% #
FTSE/Athex Financial Services	804.57	834.43	-29.86	-3.58%	794.50	834.43	679.98	843.74	5.32% #
FTSE/Athex Industrial Goods & Services	3,621.14	3,699.97	-78.83	-2.13%	3,607.75	3,714.03	2,762.19	3,829.10	23.46% #
FTSE/Athex Retail	55.25	56.05	-0.80	-1.43%	54.72	56.10	46.54	58.49	11.46% #
FTSE/ATHEX Real Estate	4,961.69	5,090.90	-129.21	-2.54%	4,960.78	5,090.90	4,187.35	5,277.93	2.83% #
FTSE/Athex Consumer Goods & Services	8,706.86	8,880.13	-173.27	-1.95%	8,664.04	8,880.13	6,939.31	9,231.17	11.89% #
FTSE/Athex Food & Beverage	10,837.77	10,967.08	-129.31	-1.18%	10,820.61	11,044.78	9,045.03	11,153.23	9.64% #
FTSE/Athex Basic Resources	7,732.94	7,984.15	-251.21	-3.15%	7,667.27	8,060.89	5,233.31	8,597.84	25.66% #
FTSE/Athex Construction & Materials	3,304.34	3,330.20	-25.86	-0.78%	3,280.49	3,333.23	2,565.75	3,403.47	19.68% #
FTSE/Athex Energy	3,342.34	3,459.06	-116.72	-3.37%	3,321.11	3,459.06	2,835.10	3,547.95	12.74% #
FTSE/Athex Travel & Leisure	1,902.72	1,903.44	-0.72	-0.04%	1,898.47	1,934.57	1,540.34	2,009.99	9.83% #
FTSE/Athex Technology	1,310.26	1,363.19	-52.93	-3.88%	1,304.31	1,363.29	1,043.00	1,367.97	19.95% #
FTSE/Athex Telecommunications	3,959.15	4,072.16	-113.01	-2.78%	3,959.15	4,072.16	3,294.37	4,167.74	8.63% #
FTSE/Athex Utilities	4,995.39	5,116.25	-120.86	-2.36%	4,966.56	5,116.25	4,264.97	5,372.86	8.53% #
FTSE/Athex Health Care	503.84	517.84	-14.00	-2.70%	489.84	520.17	396.54	527.17	13.68% #
Athex All Share Index	214.62	218.70	-4.08	-1.86%	214.62	214.62	175.88	220.19	14.43% #
Hellenic Corporate Bond Index	125.78	125.82	-0.04	-0.03%			122.29	125.95	3.05% #
Hellenic Corporate Bond Price Index	95.58	95.62	-0.04	-0.04%			93.98	95.74	1.85% #

Note 1: FTSE/Med 100, Hellenic Corporate Bond Price Index and Hellenic Corporate Bond Index closing prices refer to the previous trading day of 17/05/2021.

Note 2: The Hellenic Mid & Small Cap Index is a Customized index calculated by the Athens Exchange.

Analytic Figures for Athex Market's Boards and Categories

	Total Traded Securities	Main Market	Surveillance	Exchange Traded Funds (ETFs)
Totals	132	118	13	1
Gain / Lose / Same:	17 / 97 / 18	14 / 90 / 14	3 / 6 / 4	0 / 1 / 0
Athex Capitalisation (mill. €) **	60,999.00	60,833.90	165.10	
Daily Average Trans/ons Value(thou.€)	79,707.16	79,589.78	184.19	20.77
Transactions Value	97,824.72	97,754.21	69.50	1.02
Main Board:	74,137.48	74,066.97	69.50	1.02
Blocks Board 6_2_3:	23,687.24	23,687.24	0.00	0.00
Forced Sales Board:	0.00	0.00	0.00	0.00
Special Terms Board:	0.00	0.00	0.00	0.00
Daily Average Transactions Volume	40,438,682	39,209,925	1,274,757	1,041
Transactions Volume	42,422,374	41,916,941	505,387	46
Main Board:	39,041,483	38,536,050	505,387	46
Blocks Board 6_2_3:	3,380,891	3,380,891	0	0
Forced Sales Board:	0	0	0	0
Special Terms Board:	0	0	0	0
Daily Average Number of Trades	36,649	36,401	246	3
Number of Trades	36,132	35,961	169	2
Main Board:	36,125	35,954	169	2
Blocks Board 6_2_3:	7	7	0	0
Forced Sales Board:	0	0	0	0
Special Terms Board:	0	0	0	0

Trading Details by Athex Sectors and Financial Instruments (ETFs)

Code	Sectors	Gain / Lose / Same	Number of Trades	Transactions Volume	Transactions Value	% of Total Trans. Value
3010	- Banks	1 / 5 / 0	13,610	30,792,559	35,674,720.52	36.47%
5510	- Basic Resources	3 / 12 / 2	3,075	1,760,271	3,960,989.55	4.05%
5010	- Construction & Materials	1 / 10 / 1	2,338	1,024,360	4,285,504.10	4.38%
4020	- Consumer Products & Services	0 / 6 / 2	1,784	338,626	2,747,592.42	2.81%
6010	- Energy	0 / 4 / 0	1,109	205,685	2,200,938.38	2.25%
12000	- Financial Instruments	0 / 1 / 0	2	46	1,016.65	0.00%
3020	- Financial Services	0 / 2 / 2	1,182	2,483,293	1,241,833.89	1.27%
4510	- Food Beverage & Tobacco	2 / 7 / 1	234	69,728	393,455.94	0.40%
2010	- Health Care	0 / 2 / 2	107	45,264	57,998.86	0.06%
5020	- Industrial Goods & Service	2 / 13 / 3	2,670	937,975	4,320,120.12	4.42%
3030	- Insurance	1 / 1 / 0	79	9,938	47,811.74	0.05%
4030	- Media	0 / 1 / 0	23	11,766	3,836.36	0.00%
4520	- Personal Care, Drug & Grocery Stores	1 / 2 / 0	234	84,454	525,381.74	0.54%
3510	- Real Estate	1 / 6 / 2	1,009	375,481	2,527,507.94	2.58%
4040	- Retail	2 / 4 / 1	343	133,161	293,563.90	0.30%
1010	- Technology	0 / 9 / 1	1,142	346,303	735,449.97	0.75%
1510	- Telecommunications	0 / 4 / 0	2,090	2,126,410	25,961,399.49	26.54%
4050	- Travel & Leisure	2 / 4 / 1	1,741	532,820	3,336,411.18	3.41%
6510	- Utilities	1 / 4 / 0	3,360	1,144,234	9,509,190.66	9.72%

Top 10 best & worst performing Shares

Main Market

With positive Price change	Closing price	change	With negative Price change	Closing price	change
VOGIATZOGLOU SYSTEMS SA (CR)	1.87	3.89% #	BYTE COMPUTER SA (CR)	2.35	-7.48% €
MOTODYNAMICS S.A. (CR)	1.42	1.43% #	PAIRIS SA (CR)	1.02	-7.27% €
LANAKAM SA (CR)	0.99	1.02% #	QUALITY & RELIABILITY SA (CR)	0.244	-6.51% €
EUROPEAN RELIANCE INSUR. (CR)	5.04	0.40% #	ATHENS MEDICAL CENTER SA (CR)	1.61	-5.85% €
TITAN CEMENT (CB)	17.38	0.35% #	DOMIKI KRITIS SA (CR)	0.61	-5.28% €
BANK OF GREECE (CR)	15.26	0.26% #	QUEST HOLDINGS (CR)	12.48	-5.02% €
TERNA ENERGY (CR)	12.26	0.16% #	KEKROPS SA (CR)	1.788	-4.99% €
			INTRACOM CONSTR. (CR)	1.725	-4.96% €
			ILYDA S.A. (CR)	1.35	-4.93% €
			INFORM P. LYKOS (CR)	1.57	-4.85% €
With the highest Transactions Value	Value (thou. €)	change	With the highest Transactions Volume	Volume	change
OTE (CR)	25,461.93	-2.74% €	ALPHA SERVICES HOLD (CR)	12,934,429	-3.41% €
ALPHA SERVICES HOLD (CR)	16,496.99	-3.41% €	EUROBANK HOLDINGS (CR)	12,478,757	-2.09% €
EUROBANK HOLDINGS (CR)	9,680.74	-2.09% €	PIRAEUS FINANCIAL HOLD (CR)	2,624,460	-2.48% €
PPC (CR)	6,109.67	-3.33% €	MARFIN INVESTMENT GROUP (CR)	2,200,965	-2.60% €
NATIONAL BANK (CR)	5,150.06	-4.42% €	NATIONAL BANK (CR)	2,112,346	-4.42% €
PIRAEUS FINANCIAL HOLD (CR)	4,148.66	-2.48% €	OTE (CR)	1,770,904	-2.74% €
ELVALHALCOR (CR)	3,077.07	0.00% -	ELVALHALCOR (CR)	1,458,460	0.00% -
MYTILINEOS (CR)	2,828.60	-2.33% €	PPC (CR)	696,905	-3.33% €
OPAP (CR)	2,792.48	0.00% -	ATTICA BANK S.A. (CR)	635,579	-0.69% €
JUMBO SA (CR)	2,514.52	-1.91% €	LAMDA DEVELOPMENT SA (CR)	328,196	-2.72% €

Note: Stocks that are not included in the "Under Supervision" category, and the transactions value is more than 10,000 €.

Derivatives Summary

	Number of Trades	Volume	Open Interest
Index Futures	525	4,275	7,416
FTSE/Athex Large Cap	525	4,275	7,416
Stock Futures	2,354	81,749	783,367
ADMIE (IPTO) HOLDING S.A. (CR)	34	296	7,767
ALPHA SERVICES HOLD (CR)	513	35,919	94,968
ATTICA BANK S.A. (CR)	0	0	503
CC HBC AG (CR)	3	15	81
CENERGY HOLDINGS (CB)	40	289	9,015
ELLAKTOR (CR)	33	266	6,349
EUROBANK HOLDINGS (CR)	190	4,819	73,548
EYDAP S.A. (CR)	17	74	2,079
FOURLIS (CR)	15	38	1,161
GEK TERNA (CR)	79	399	9,821
HELLENIC EXCHANGES-A.S.E. (CR)	82	420	3,258
HELLENIC PETROLEUM (CR)	38	247	2,669
INTRACOM HOLDINGS (CR)	55	232	4,172
JUMBO SA (CR)	91	139	1,166
LAMDA DEVELOPMENT SA (CR)	49	188	5,060
MARFIN INVESTMENT GROUP (CR)	13	376	45,235
MOTOR OIL (CR)	74	378	3,520
MYTILINEOS (CR)	96	442	6,168
NATIONAL BANK (CR)	340	9,005	51,339
OPAP (CR)	51	181	2,112
OTE (CR)	94	378	4,529
P.P.A. S.A. (CR)	5	13	287
PIRAEUS FINANCIAL HOLD (CR)	193	26,487	416,944
PPC (CR)	172	927	21,057
TERNA ENERGY (CR)	34	137	2,717
TITAN CEMENT (CB)	7	16	831
VIOHALCO SA/NV (CB)	36	68	7,011
Index Options	20	191	2,088
FTSE/Athex Large Cap	20	191	2,088
Stock Options	28	250	1,270
ALPHA SERVICES HOLD (CR)	0	0	114
NATIONAL BANK (CR)	2	15	39
OPAP (CR)	0	0	82
OTE (CR)	0	0	115
PIRAEUS FINANCIAL HOLD (CR)	0	0	0
PPC (CR)	26	235	920
Total Derivatives Traded	2,927	86,465	794,141

Daily Official List

Year: 142 Trading Day No: 90

Section 2: Analytic Figures of Shares Transactions

Wednesday, 19 May, 2021

Number of Outstanding Securities	Nominal Value	Dividends [1]			Date of Last Coupon		Note	Shares	Closing price	% change	Previous closing price/date	Open price	Price min	Price max	Last price	Avg price	Last Bid [7]	Last Ask [7]	P/E after tax	Year	Volume	Trades	Transactions Value[8]	Company Mkt Value (thou. €)	Year low	Year high	Sector[4]		
		2018	2019	2020	Dividend [2]	Right																							
15,816,009	0.300	---	---	---	01/07/2009	17/07/2000	---	BYTE COMPUTER SA (CR)	2.35	-7.48	€	2.54	18/05/2021	2.54	2.32	2.54	2.35	2.429	1000@2.33	652@2.35	---	---	62,615	267	152,118.29	37,167.62	1.35	2.59	10101010
101,123,806	0.360	---	---	---	22/07/2010	28/06/2011	---	CENTRIC HOLDINGS (CR)	0.267	-1.11	€	0.27	18/05/2021	0.266	0.262	0.27	0.267	0.265	3000@0.257	645@0.264	---	---	33,232	31	8,793.54	27,000.06	0.207	0.29	40203040
784,500	10.00	0.13	0.35	---	16/07/2020	31/07/2018	---	CNL CAPITAL (CR)	8.65	---	---	8.65	18/05/2021	8.65	8.65	8.65	8.65	8.65	45@8.60	20@8.75	---	2020	455	3	3,935.75	6,785.93	7.9	8.95	30202000
9,907,500	0.300	---	---	---	06/10/2005	13/02/2002	---	CPI SA (CR)	0.635	---	---	0.635	18/05/2021	0.635	0.63	0.635	0.63	0.635	200@0.595	3150@0.620	---	---	55	3	34.90	6,291.26	0.49	0.685	10102030
13,400,000	0.300	---	0.026	---	12/10/2020	18/01/2019	---	EPSILON NET (CR)	5.4	-1.46	€	5.48	18/05/2021	5.42	5.34	5.48	5.4	5.397	50@5.36	955@5.38	---	---	9,932	57	53,604.24	72,360.00	3.9	5.54	10101015
20,578,374	0.620	---	0.04	0.05	03/11/2020	18/05/2015	---	INFORM P. LYKOS (CR)	1.57	-4.85	€	1.65	18/05/2021	1.685	1.56	1.685	1.57	1.583	410@1.56	150@1.57	---	---	9,614	55	15,217.04	32,308.05	1.185	1.72	50205030
33,524,871	0.300	---	---	---	12/08/2008	17/10/2017	---	INTRACOM CONSTR. (CR)	1.725	-4.96	€	1.815	18/05/2021	1.835	1.725	1.835	1.725	1.769	450@1.73	99@1.74	---	---	51,967	116	91,915.72	57,830.40	1.185	1.835	50101010
4,740,000	0.860	---	---	---	14/03/2003	---	---	LOGISMOS S.A. (CR)	1.14	-2.56	€	1.17	18/05/2021	1.17	1.13	1.26	1.14	1.206	500@1.13	690@1.19	---	2020	44,208	125	53,316.10	5,403.60	0.61	1.26	10101015
4,419,616	1.58	---	---	---	21/07/2011	04/03/2015	---	MEDICON S.A. (CR)	2.16	-2.70	€	2.22	18/05/2021	2.21	2.1	2.23	2.16	2.139	290@2.07	399@2.11	---	---	2,593	23	5,545.72	9,546.37	1.7	2.26	20102010
468,700	4.869	1.71	---	---	29/10/2020	21/05/2004	---	MERMEREN KOMB. A.D. PR. (GDR)	55	-4.35	€	57.5	18/05/2021	54	54	58.5	55	56.913	14@55.00	2@56.50	3.16	2020	86	14	4,894.50	25,778.50	48.4	65.8	55102000
10,500,000	0.950	---	---	---	24/06/2008	30/06/2017	---	MEVACO SA (CR)	2.04	0.49	€	2.03	18/05/2021	2.03	2	2.04	2.04	2.035	500@1.91	800@2.04	---	2020	2,020	11	4,111.00	21,420.00	1.51	2.04	55102015
3,953,090	0.300	0.15	0.5	---	04/06/2020	05/12/2012	---	PAPERPACK (CR)	6.8	---	---	6.8	18/05/2021	---	---	---	---	---	86138@6.70	99@7.00	15.58	2020	---	---	---	26,881.01	6.4	8.7	50203030
35,043,831	0.500	---	---	---	21/05/2008	19/06/2020	---	PREMIA (CR)	1.68	-2.89	€	1.73	18/05/2021	1.61	1.61	1.73	1.73	1.676	200@1.60	481@1.73	---	---	181	3	303.41	58,873.64	1.45	2.18	35101010
11,903,561	0.470	---	---	---	26/05/2020	07/04/2020	---	PROFILE SA (CR)	4.61	-3.76	€	4.79	18/05/2021	4.76	4.58	4.76	4.61	4.663	25@4.58	440@4.61	---	---	21,513	151	100,304.58	54,875.42	4.58	5.55	10101010
27,345,120	0.280	---	---	---	18/07/2005	26/02/2014	---	QUALITY & RELIABILITY SA (CR)	0.244	-6.51	€	0.261	18/05/2021	0.263	0.244	0.263	0.244	0.251	500@0.241	45@0.253	---	---	142,168	131	35,650.39	6,672.21	0.225	0.304	10101010
35,740,896	1.33	---	---	---	04/12/2020	21/07/2020	---	QUEST HOLDINGS (CR)	12.48	-5.02	€	13.14	18/05/2021	13	12.48	13	12.48	12.736	500@12.46	350@12.50	---	---	17,107	175	217,871.40	446,046.38	9.9	13.38	10101010
57,434,884	1.31	---	---	---	05/06/2008	12/06/2009	---	REDS S.A. (CR)	1.75	---	---	1.75	18/05/2021	1.735	1.725	1.75	1.75	1.739	2205@1.73	1200@1.76	---	---	13,285	30	23,097.10	100,511.05	1.12	1.79	35101010
6,456,530	1.08	---	0.065	---	09/07/2020	02/08/2010	---	SPACE HELLAS SA (CR)	7.16	-2.45	€	7.34	18/05/2021	7.34	6.98	7.36	7.16	7.189	90@7.02	1753@7.16	---	---	13,119	131	94,307.36	46,228.75	5.18	7.68	15101010
15,627,315	0.300	---	---	---	16/11/1992	24/07/2019	---	UNIBIOS (CR)	0.334	-1.18	€	0.338	18/05/2021	0.34	0.326	0.344	0.334	0.337	100@0.327	651@0.334	---	---	59,994	123	20,234.05	5,219.52	0.26	0.344	50204000
32,413,681	0.370	---	---	---	15/07/2009	11/05/2000	---	ALUMIL (CR)	1.795	-1.91	€	1.83	18/05/2021	1.84	1.755	1.885	1.795	1.83	500@1.79	677@1.80	---	---	93,240	290	170,629.34	58,182.56	0.996	1.885	55102035
401,136	13.75	---	---	---	05/04/2018	24/09/2020	---	ANDROMEDA SA (CR)	25	---	---	25	18/05/2021	24.8	24.6	25	25	24.634	60@24.40	197@25.00	11.42	2020	189	11	4,655.80	10,028.40	22	25.2	30202010
18,810,000	0.400	---	---	---	08/07/2010	14/11/2007	---	VARVERIS - MODA BAGNO SA (CR)	0.59	-4.84	€	0.62	18/05/2021	0.605	0.59	0.65	0.59	0.615	3600@0.590	1500@0.620	---	---	5,325	7	3,277.50	11,097.90	0.282	0.65	40401025
23,986,500	1.05	---	---	---	26/06/2009	15/03/2000	---	BIOKARPET S.A.(CR)	1.39	-7.95	€	1.51	18/05/2021	1.64	1.35	1.64	1.39	1.365	1500@1.20	977@1.35	---	---	1,473	12	2,010.07	33,341.24	0.7	1.68	50101035
24,060,000	0.300	0.015	0.035	---	05/05/2020	01/07/2019	---	GEN. COMMERCIAL & IND.SA (CR)	1.03	---	---	1.03	18/05/2021	1	1	1.04	1.03	1.017	250@1.02	250@1.03	23.51	2020	9,009	21	9,159.01	24,781.80	0.77	1.07	50205010
15,878,748	0.480	---	---	---	10/07/2006	22/03/2004	---	DOMIKI KRITIS SA (CR)	0.61	-5.28	€	0.644	18/05/2021	0.642	0.58	0.644	0.61	0.614	1300@0.590	459@0.610	---	---	37,106	91	22,782.38	9,686.04	0.364	0.696	50101010
34,720,000	0.310	---	---	---	16/06/2010	01/08/2007	---	DROMEAS SA (CR)	0.483	-1.83	€	0.492	18/05/2021	0.499	0.481	0.5	0.483	0.487	200@0.482	112@0.483	---	---	114,015	107	55,522.07	16,769.76	0.398	0.58	40202015
13,673,200	0.880	---	---	---	18/07/2008	26/07/2001	---	EVROFARMA SA (CR)	1.11	-4.72	€	1.165	18/05/2021	1.09	1.09	1.13	1.11	1.106	50@1.10	200@1.11	---	---	10,159	40	11,239.87	15,177.25	0.78	1.22	45102020
27,750,099	0.300	---	---	---	20/08/2018	02/09/2003	---	NEWSPHONE HELLAS SA (CR)	0.5	-4.58	€	0.524	18/05/2021	0.502	0.5	0.502	0.5	0.501	652890@0.500	784@0.512	---	---	97,500	10	48,807.00	13,875.05	0.462	0.68	15102015
11,250,000	0.520	0.04	---	---	22/07/2019	09/11/2015	---	EKTER SA (CR)	1.05	-3.67	€	1.09	18/05/2021	1.08	1.03	1.1	1.05	1.072	1911@1.04	400@1.05	---	---	20,410	61	21,881.73	11,812.50	0.75	1.18	50101010
18,410,839	1.00	---	---	---	07/07/2009	10/09/2010	---	ELASTRON (CR)	1.715	-4.19	€	1.79	18/05/2021	1.79	1.67	1.81	1.72	1.731	500@1.69	3730@1.72	---	---	15,640	46	27,079.05	31,574.59	1.15	1.86	55102010
375,241,586	0.390	0.03	0.03	---	14/04/2021	14/07/2006	---	ELVALHALCOR (CR)	2.08	---	---	2.08	18/05/2021	2.13	2.08	2.15	2.08	2.11	500@2.08	1388@2.09	---	---	1,458,460	2,111	3,077,068.31	780,502.50	1.6	2.67	55102015
3,307,500	0.210	---	---	---	11/08/2010	30/11/2020	---	ELVE SA (CR)	7.35	-2.65	€	7.55	18/05/2021	7.5	7.1	7.5	7.35	7.378	30@7.15	100@7.45	---	---	2,407	31	17,759.70	24,310.13	6	7.55	40204020
31,734,530	0.240	---	---	---	09/07/2007	19/07/2006	---	ELGEKA SA (CR)	0.325	5.52	€	0.308	18/05/2021	0.291	0.291	0.33	0.325	0.31	498@0.303	7010@0.328	---	---	17,840	10	5,528.90	10,313.72	0.24	0.33	45201010
23,828,130	0.500	0.05	---	---	22/07/2019	17/02/2009	---	ELINOIL S.A. (CR)	1.98	-1.98	€	2.02	18/05/2021	2.08	1.95	2.08	1.98	1.996	39@1.97	130@1.98	---	---	6,612	27	13,200.19	47,179.70	1.48	2.56	60101020
19,864,886	5.60	0.672	0.672	0.672	08/04/2021	02/07/2008	---	BANK OF GREECE (CR)	15.26	0.26	€	15.22	18/05/2021	15.2	15.18	15.36	15.26	15.243	60@15.16	150@15.32	---	---	6,988	84	106,517.50	303,138.16	14.9	16.12	30101010
26,730,187	0.520	0.06	0.04	---	27/07/2020	01/08/2017	---	ELTON SA (CR)	1.575	-2.48	€	1.615	18/05/2021	1.615	1.545	1.62	1.575	1.574	57@1.57	1050@1.58	---	---	9,129	52	14,366.46	42,100.04	1.23	1.73	50205010
30,000,000	0.050	(0.03)	---	---	04/12/2020	11/06/2020	---	ENTERSOFT (CR)	3.6	-0.83	€	3.63	18/05/2021	3.65	3.5	3.65	3.6	3.562	100@3.52	3880@3.60	---	---	12,106	74	43,123.69	108,000.00	2.44	3.68	10101015
36,300,000	1.12	0.126	0.268	---	09/07/2020	12/12/2007	---	THESSALONIKA WATER & SEWERAGE	4.98	-0.40	€	5	18/05/2021	4.92	4.9	4.99	4.98	4.952	120@4.91	1066@4.98	---	---	5,939	46	29,409.15	180,774.00	4.02	5.14	65102030
27,503,677	0.630	0.13	0.2446	0.3	05/05/2021	18/10/1999	---	EUROPEAN RELIANCE INSUR. (CR)	5.04	0.40	€	5.02	18/05/2021	4.97	4.94	5.06	5.04	4.992	180@5.04	1690@5.06	---	---	8,219	54	41,028.10	138,618.53	4.8	5.5	30302010

Daily Official List

Year: 142 Trading Day No: 90

Section 2: Analytic Figures of Shares Transactions

Wednesday, 19 May, 2021

Number of Outstanding Securities	Nominal Value	Dividends [1]			Date of Last Coupon		Note	Shares	Closing price	% change	Previous closing price/date	Open price	Price min	Price max	Last price	Avg price	Last Bid [7]	Last Ask [7]	P/E after tax	Year	Volume	Trades	Transactions Value[8]	Company Mkt Value (thou. €)	Year low	Year high	Sector[4]		
		2018	2019	2020	Dividend [2]	Right																							
114,320,400	0.100	(0.0575)	---	---	23/03/2020	05/08/2019	---	IKTINOS HELLAS SA (CR)	0.882	-4.13	€	0.92	18/05/2021	0.902	0.86	0.909	0.882	0.889	5000@0.870	675@0.885	---	---	209,642	266	186,314.12	100,830.59	0.59	0.935	50101035
8,226,132	0.900	---	---	---	15/05/2009	13/10/2014	---	ILYDA S.A. (CR)	1.35	-4.93	€	1.42	18/05/2021	1.45	1.35	1.45	1.35	1.387	500@1.34	410@1.35	---	---	20,670	72	28,672.01	11,105.28	0.62	1.495	10101015
8,298,467	0.400	---	---	---	30/08/1993	08/05/2013	---	IDEAL GROUP SA (CR)	3.1	-3.13	€	3.2	18/05/2021	3.1	3.1	3.3	3.1	3.186	800@3.08	362@3.10	---	---	15,929	87	50,754.37	25,725.25	2	3.35	10102030
18,567,912	0.590	---	---	---	26/01/2021	---	---	INTERLIFE G.C.I.(CR)	3.96	-1.00	€	4	18/05/2021	4.06	3.92	4.06	3.96	3.946	10@3.76	28@3.94	---	2020	1,719	25	6,783.64	73,528.93	3.1	4.46	30302025
8,424,900	0.500	---	---	---	12/07/2010	04/07/2019	---	INTERTECH SA (CR)	0.768	-1.79	€	0.782	18/05/2021	0.75	0.75	0.768	0.768	0.75	2000@0.750	2034@0.768	---	2020	2,009	2	1,506.91	6,470.32	0.55	0.83	50205010
19,804,134	0.300	---	---	---	01/07/2004	06/11/2017	---	KEKROPS SA (CR)	1.788	-4.99	€	1.882	18/05/2021	1.89	1.77	1.89	1.788	1.837	300@1.78	34@1.84	-(6)-	2020	12,788	57	23,486.12	35,409.79	1.72	3.4	35101010
40,219,218	0.260	---	---	---	14/09/2020	10/06/2019	---	KLOUKINAS - LAPPAS SA (CR)	0.684	-2.01	€	0.698	18/05/2021	0.698	0.682	0.698	0.684	0.689	1@0.682	1898@0.684	---	---	7,721	29	5,321.03	27,509.95	0.54	0.74	50101010
11,510,102	0.890	---	---	---	24/06/2005	06/10/1999	---	NAFPAKTOS TEXTILE (CR)	0.955	3.80	€	0.92	18/05/2021	0.92	0.895	0.955	0.955	0.915	600@0.910	1575@0.925	---	---	2,129	12	1,947.56	10,992.15	0.585	1.03	55101020
21,224,340	0.420	---	---	---	10/09/2018	25/04/2006	---	KORDELLOS BROS SA (CR)	0.391	-2.25	€	0.4	18/05/2021	0.398	0.386	0.404	0.391	0.393	1500@0.386	100@0.395	10.85	2020	7,800	14	3,063.99	8,298.72	0.22	0.414	55102010
33,065,136	0.380	0.15	0.18	---	20/08/2020	16/09/2013	---	KRI-KRI S.A. (CR)	7.54	-2.58	€	7.74	18/05/2021	7.7	7.3	7.7	7.48	7.568	10000@7.50	500@7.64	15.72	2020	9,864	41	74,647.00	249,311.13	6.44	7.8	45102020
7,595,160	0.600	0.0263	---	---	10/09/2019	18/08/2010	---	KIRIAKOULIS SHIPPING SA (CR)	1.49	-2.61	€	1.53	18/05/2021	1.54	1.48	1.55	1.49	1.507	7@1.48	390@1.49	---	---	9,729	34	14,659.85	11,316.79	0.962	1.55	40501015
6,200,000	0.500	---	---	---	22/06/2010	01/11/1995	---	MINERVA KNITWEAR (CR)	0.5	---	€	0.5	18/05/2021	0.5	0.5	0.5	0.5	0.5	500@0.412	6555@0.500	---	---	10	1	5.00	3,100.00	0.238	0.65	40204020
17,120,280	0.940	---	0.07	---	12/06/2020	02/08/2019	---	LOULIS MILLS SA (CR)	2.58	-3.01	€	2.66	18/05/2021	2.58	2.56	2.66	2.58	2.582	390@2.56	1800@2.62	---	---	7,065	27	18,244.76	44,170.32	2.32	2.94	45102020
9,819,370	0.690	---	---	---	14/08/2007	09/01/2004	---	MATHIOS REFRACTORY SA (CR)	0.46	-4.96	€	0.484	18/05/2021	0.505	0.46	0.505	0.46	0.474	150@0.450	500@0.458	---	---	15,958	26	7,569.29	4,516.91	0.304	0.525	55101000
29,250,000	0.360	---	0.02	---	01/07/2020	25/04/2019	---	MOTODYNAMICS S.A. (CR)	1.42	1.43	€	1.4	18/05/2021	1.42	1.395	1.42	1.4	1.419	100@1.33	180@1.36	---	---	47,475	7	67,387.00	41,535.00	1	1.44	40401030
32,188,050	1.04	---	---	---	21/07/2008	20/01/2000	---	MOUZAKIS (CR)	0.55	-5.50	€	0.582	18/05/2021	0.554	0.55	0.582	0.55	0.557	3446@0.550	10@0.560	---	---	11,984	35	6,676.42	17,703.43	0.33	0.59	55101020
4,971,466	1.46	---	---	---	04/07/2007	08/10/2003	---	PAIRIS SA (CR)	1.02	-7.27	€	1.1	18/05/2021	1.035	1.02	1.09	1.02	1.05	1300@1.00	1951@1.02	---	---	9,695	36	10,180.17	5,070.90	0.765	1.145	50203030
26,906,094	0.540	---	---	0.05	07/05/2021	14/01/2021	---	PAPOUTSANIS (CR)	2.2	-2.66	€	2.26	18/05/2021	2.28	2.18	2.28	2.2	2.217	2000@2.19	14950@2.20	---	---	9,077	42	20,125.72	59,193.41	2.18	2.43	45201020
7,070,400	0.930	---	0.1013	---	24/08/2020	06/05/2016	---	PETROPOULOS PETROS (CR)	6.5	-2.69	€	6.68	18/05/2021	6.68	6.5	6.8	6.5	6.634	432@6.50	500@6.58	---	---	21,845	185	144,917.82	45,957.60	5.36	7	50206015
22,075,665	0.330	0.07	0.02	---	02/07/2020	27/04/2015	---	PLAISIO COMPUTERS SA (CR)	4.01	-3.37	€	4.15	18/05/2021	4.2	4.01	4.2	4.01	4.099	47@4.01	110@4.09	---	---	5,826	40	23,882.56	88,523.42	3.46	4.33	40401010
21,912,599	0.300	---	---	---	11/04/2011	23/02/2007	---	REVOIL (CR)	1.49	-2.29	€	1.525	18/05/2021	1.535	1.44	1.535	1.49	1.498	783@1.44	492@1.49	10.87	2019	3,009	23	4,506.91	32,649.77	0.82	1.6	60101020
40,693,350	5.00	---	---	---	03/07/2006	26/05/2015	---	TECHNICAL OLYMPIC SA (CR)	1.46	-2.67	€	1.5	18/05/2021	1.468	1.46	1.488	1.46	1.471	250@1.45	8190@1.46	---	---	12,588	48	18,515.51	59,412.29	1.34	1.718	40202010
1,524,000	0.300	---	---	---	06/07/2007	06/02/2013	---	GIRAKIAN PROFIL (CR)	2.57	-5.86	€	2.73	18/05/2021	2.7	2.53	2.7	2.57	2.606	10@2.53	80@2.57	15.86	2020	1,691	17	4,406.39	3,916.68	2.3	2.86	55102010
10,203,575	0.730	---	---	---	16/07/2007	18/10/1999	---	FIERATEX SA (CR)	0.435	-11.22	€	0.49	18/05/2021	0.49	0.422	0.49	0.484	0.451	400@0.436	395@0.480	---	2020	352	10	158.70	4,438.56	0.362	0.57	55101020
8,340,750	1.16	---	---	---	25/06/2009	17/09/2018	---	HAIDEMENOS SA (CR)	0.625	-6.02	€	0.665	18/05/2021	0.65	0.625	0.65	0.625	0.632	250@0.625	3000@0.645	---	2020	7,500	7	4,737.50	5,212.97	0.472	0.7	50205030

Main Market - Low Liquidity Class

14,000,000	4.15	---	---	---	23/04/2010	29/06/1999	---	ALPHA REAL ESTATE SA(CR)	6.6	-3.65	€	6.85	18/05/2021	6.6	6.6	6.8	6.6	6.611	140@6.55	20@6.60	---	---	553	14	3,655.80	92,400.00	5.85	6.9	35101015	
215,805,843	0.300	0.05	---	---	17/01/2020	29/12/2010	---	ATTICA HOLDINGS (CR)	0.994	-2.55	€	1.02	18/05/2021	1.025	0.986	1.03	0.988	0.995	1150@0.988	16@0.980	---	---	80,670	121	80,273.24	214,511.01	0.77	1.12	40501015	
11,720,024	0.540	---	0.0632	---	13/07/2020	30/08/2019	---	FLEXOPACK SA (CR)	8.6	-0.58	€	8.65	18/05/2021	8.6	8.6	8.6	8.6	8.6	170@8.60	29@8.90	---	---	30	1	258.00	100,792.21	8.2	9.6	50203030	
10,500,000	4.00	0.36	0.36	---	02/07/2020	02/08/2016	---	INTERCONTINENTAL (CR)	7.05	0.71	€	7	18/05/2021	7.05	7.05	7.1	7.1	7.055	200@6.90	400@7.05	---	---	50	2	352.75	74,025.00	6.05	7.1	35102000	
150,654,279	0.500	---	---	---	25/04/2014	10/06/2020	---	TRASTOR REAL EST. INV. CO.(CR)	0.85	-1.73	€	0.865	18/05/2021	0.85	0.85	0.85	0.85	0.85	1000@0.850	500@0.890	---	---	1,511	5	1,284.35	128,056.14	0.8	0.955	35102000	
15,300,000	0.300	---	---	---	30/07/2009	13/12/1999	---	ATTICA PUBLICATIONS SA (CR)	0.44	---	€	0.44	18/05/2021	---	---	---	---	---	---	4050@0.478	---	---	---	---	---	---	6,732.00	0.324	0.44	40301030
6,325,000	0.600	0.103	0.095	---	17/09/2020	17/02/2014	---	VOGIATZOGLU SYSTEMS SA (CR)	1.87	3.89	€	1.8	18/05/2021	1.87	1.8	1.94	1.87	1.851	1011@1.83	1051@1.87	---	---	42,167	75	78,062.24	11,827.75	1.54	1.94	50205010	
8,418,750	0.300	0.32	0.095	---	26/08/2020	27/06/2012	---	GEKE (CR)	5.5	10.00	€	5	18/05/2021	5.5	4.58	5.5	5.5	5.495	100@5.00	330@5.50	---	2020	177	7	972.58	46,303.13	3.72	6.45	40501025	
15,000,000	0.300	---	---	---	06/07/2007	18/07/2000	---	DAIOS PLASTICS SA (CR)	3.28	---	€	3.28	18/05/2021	---	---	---	---	---	20@3.00	77@3.42	---	---	---	---	---	---	49,200.00	2.78	3.8	50203015
122,156,754	0.440	---	0.01	---	25/09/2020	28/03/2018	---	IASO SA (CR)	1.5	---	€	1.5	18/05/2021	1.5	1.5	1.5	1.5	1.516	606640@1.50	7356@1.51	---	---	21,792	17	32,688.00	183,235.13	1.23	1.52	20101010	
86,735,980	0.310	---	---	---	06/07/2009	02/01/2002	---	ATHENS MEDICAL CENTER SA (CR)	1.61	-5.85																				

Number of Outstanding Securities	Nominal Value	Dividends [1]			Date of Last Coupon		Note	Shares	Closing price	% change	Previous closing price/date	Open price	Price min	Price max	Last price	Avg price	Last Bid [7]	Last Ask [7]	P/E after tax	Year	Volume	Trades	Transactions Value[8]	Company Mkt Value (thou. €)	Year low	Year high	Sector[4]
		2018	2019	2020	Dividend [2]	Right																					
34,986,430	0.440	---	---	---	25/07/2008	23/02/2010	---	INTERWOOD-XYLEMPORIA (CR)	0.248	---	0.248	18/05/2021	0.248	0.248	0.248	0.248	10@0.248	545@0.260	---	---	490	1	121.52	9,575.03	0.132	0.326	50205010
9,742,920	0.400	---	0.0105	---	13/10/2020	14/07/2000	---	KARAMOLEGOS SA (CR)	2.16	-4.43	€ 2.26	18/05/2021	2.22	2.16	2.22	2.16	2.185 740@2.16	500@2.26	---	---	3,400	10	7,428.00	21,044.71	2.04	2.38	45102020
2,760,000	11.83	9.5	9.4	---	29/06/2020	16/07/1990	---	KARELIA (CR)	324	---	324	18/05/2021	320	320	320	320	320 1@312.00	100@320.00	---	---	5	1	1,600.00	894,240.00	276	362	45103010
6,700,000	0.800	0.043	0.191	---	28/12/2020	29/05/2014	---	MILLS KEPENOS (CR)	1.97	-1.50	€ 2	18/05/2021	2	1.97	2	1.97	1.991 200@1.97	338@2.08	10.21	2020	1,000	3	1,991.00	13,199.00	1.83	2.24	45102020
18,017,472	0.360	---	---	---	15/06/2010	28/08/2017	---	KTIMA KOSTAS LAZARIDIS SA (CR)	1.62	3.18	€ 1.57	18/05/2021	1.69	1.49	1.69	1.62	1.563 240@1.42	2632@1.62	---	---	2,196	16	3,432.63	29,188.30	1.08	1.69	45101015
21,364,000	1.12	0.2	---	---	29/07/2019	10/08/2005	---	LAMPASA HOTEL SA (CR)	19	---	19	18/05/2021	---	---	---	---	100@19.00	100@19.70	---	---	---	---	---	405,916.00	19	20	40501025
5,939,268	0.620	---	---	---	10/07/2003	03/01/2002	---	LANAKAM SA (CR)	0.99	1.02	€ 0.98	18/05/2021	0.91	0.9	0.99	0.99	0.921 230@0.920	360@0.990	---	---	34,538	42	31,795.90	5,879.88	0.6	0.99	40401020
8,321,682	0.670	---	---	---	17/08/2007	23/11/1999	---	N. LEVENTERIS (CR)	0.208	---	0.208	18/05/2021	---	---	---	---	1000@0.190	775@0.206	---	2020	---	---	---	2,301.29	0.16	0.218	50203000
2,160,524	0.670	---	---	---	03/12/2018	23/11/1999	---	N. LEVENTERIS (PR)	0.264	---	0.264	18/05/2021	---	---	---	---	---	10@0.260	---	2020	---	---	---	2,301.29	0.18	0.264	50203000
6,340,000	0.600	0.05	0.06	0.134	03/12/2020	14/12/2020	---	NAKAS MUSIC	2	---	2	18/05/2021	2	2	2	2	2 500@1.95	50@2.10	---	---	80	1	160.00	12,680.00	1.73	2.2	40401030
10,080,000	3.00	0.57	1.17	---	06/07/2020	27/08/2001	---	TPA SA (CR)	27.6	-0.72	€ 27.8	18/05/2021	27.8	27.6	28.6	27.6	27.868 200@27.50	1@28.00	13.85	2020	1,705	34	47,514.40	278,208.00	23.2	28.8	50206060
27,379,200	1.20	0.294	0.3654	---	03/07/2020	24/08/2018	---	CRETE PLASTICS SA (CR)	18	0.56	€ 17.9	18/05/2021	18.4	18	18.5	18	18.155 500@17.80	250@18.40	---	---	98	5	1,779.20	492,825.60	14.8	18.6	50203015
255,494,534	3.00	0.286	0.613	0.14	07/12/2020	23/12/2015	---	PRODEA (CR)	7.5	---	7.5	18/05/2021	7.45	7.45	7.45	7.45	7.45 85@7.45	13@7.85	---	---	48	2	357.60	1,916,209.01	6.75	8.2	35102000
4,181,450	0.500	---	---	---	21/08/2000	05/03/2002	---	FLOUR MILLS SARANTOPOULOS SA	1	-7.41	€ 1.08	18/05/2021	1	1	1	1	1 550@1.00	170@1.15	---	---	500	2	500.00	4,181.45	0.885	1.3	45102020

Exchange Traded Funds (ETFs)

853,597	---	---	---	15/06/2016	---	ALPHA ETF FTSE Athex Large Cap	21.7	-1.85	€ 22.11	18/05/2021	22.11	21.7	22.11	21.7	22.101 100@21.50	150@22.99	---	---	46	2	1,016.65	---	15.05	24	12003
---------	-----	-----	-----	------------	-----	--------------------------------	------	-------	---------	------------	-------	------	-------	------	------------------	-----------	-----	-----	----	---	----------	-----	-------	----	-------

Surveillance

355,437,751	0.100	---	---	07/07/2010	21/09/2017	5160	FRIGOGLASS SA (CR)	0.099	-1.00	€ 0.1	18/05/2021	0.098	0.098	0.10	0.0985	0.099 3277@0.099	10000@0.099	---	---	308,987	53	30,495.59	35,188.34	0.072	0.112	50204000	
51,081,030	1.00	---	---	20/08/2007	03/09/2007	4912	LAVIPHARM SA (CR)	0.464	---	0.464	18/05/2021	0.462	0.462	0.48	0.462	0.471 2675@0.462	1000@0.470	---	---	12,480	18	5,881.43	23,701.60	0.4	0.61	20103015	
65,326,268	0.530	---	---	04/07/2007	19/07/2006	4750	SATO SA (CR)	0.033	---	0.033	18/05/2021	0.0275	0.0275	0.0275	0.0275	0.028 7500@0.028	15000@0.037	---	---	110	3	3.03	2,155.77	0.022	0.046	40202015	
13,191,620	0.620	---	---	04/08/2010	09/09/2002	5232	YALCO - CONSTANTINOU (CR)	0.119	---	0.119	18/05/2021	---	---	---	---	---	1690@0.110	---	---	---	---	---	---	1,569.80	0.056	0.126	40202020
13,000,000	1.00	---	---	01/08/2007	07/04/2000	5093	AKRITAS SA (CR)	0.42	---	0.42	18/05/2021	0.42	0.41	0.42	0.41	0.411 1000@0.420	269@0.456	---	---	120	5	49.30	5,460.00	0.27	0.464	50101035	
221,519,681	0.300	---	---	02/07/2008	28/02/2011	4957	ANEK LINES SA (CR)	0.048	1.05	€ 0.0475	18/05/2021	0.048	0.048	0.048	0.048	0.048 29967@0.045	1258@0.048	---	---	7,623	8	365.90	10,895.97	0.0385	0.0525	40501015	
312,163	0.300	---	---	02/07/2008	28/02/2011	4959	ANEK LINES SA (PR, issue '90)	0.072	---	0.072	18/05/2021	---	---	---	---	---	---	---	---	---	---	---	---	10,895.97	0.058	0.072	40501015
2,969,713	0.300	---	---	02/07/2008	28/02/2011	4958	ANEK LINES SA (PR, issue '96)	0.081	---	0.081	18/05/2021	---	---	---	---	---	---	---	---	---	---	---	---	10,895.97	0.065	0.081	40501015
4,737,503	0.320	---	---	22/06/2005	22/09/2015	5115	VARANGIS AVEPE S.A. (CR)	0.11	---	0.11	18/05/2021	---	---	---	---	---	---	---	---	---	---	---	---	521.13	0.088	0.12	40202015
6,330,002	0.300	---	---	25/06/2002	15/03/2019	5162	VARVARESSOS (CR)	0.256	---	0.256	18/05/2021	0.256	0.21	0.256	0.21	0.256 79@0.220	600@0.306	---	2020	151	3	38.61	1,620.48	0.206	0.436	55101020	
17,579,754	4.16	---	---	18/08/2006	02/08/2010	---	BIOTER SA (CR)	0.416	-0.95	€ 0.42	18/05/2021	0.402	0.402	0.42	0.41	0.412 50@0.410	1000@0.420	---	---	9,155	9	3,771.55	7,313.18	0.28	0.496	50101010	
4,968,600	2.88	---	---	01/07/1998	14/12/1998	5245	VIS SA (CR)	0.805	---	0.805	18/05/2021	---	---	---	---	150@0.710	1200@0.965	---	2020	---	---	---	---	3,999.72	0.805	1.17	50203030
3,961,300	1.28	---	---	29/06/2004	03/08/2000	5248	DUROS SA (CR)	0.31	---	0.31	18/05/2021	---	---	---	---	1200@0.248	21@0.348	---	2020	---	---	---	---	1,228.00	0.232	0.32	40204020
51,754,364	0.300	---	---	23/12/2003	24/01/2007	5197	SELECTED TEXT. IND. ASSOC (CR)	0.208	9.47	€ 0.19	18/05/2021	0.208	0.208	0.208	0.208	0.208 6000@0.193	360@0.208	---	---	10,500	9	2,184.00	10,764.91	0.151	0.23	55101020	
11,125,110	0.300	---	---	02/06/2010	06/11/2017	5178	EUROCONSULTANTS S.A. (CR)	0.478	---	0.478	18/05/2021	---	---	---	---	3000@0.420	1050@0.460	---	---	---	---	---	---	5,317.80	0.288	0.478	50205020
156,961,721	0.300	---	---	30/05/2013	14/11/2007	5246	INTRALOT (CR)	0.148	-1.33	€ 0.15	18/05/2021	0.146	0.146	0.15	0.148	0.148 6200@0.147	100000@0.150	---	---	124,900	34	18,460.70	23,230.33	0.142	0.226	40501020	
7,125,216	0.650	---	---	01/07/2005	14/12/1999	4955	KRE.KA SA (CR)	0.252	---	0.252	18/05/2021	---	---	---	---	500@0.202	200@0.252	---	2020	---	---	---	---	1,795.55	0.122	0.296	45102010
7,734,375	1.00	---	---	09/07/2007	07/01/2011	5112	LIVANIS SA (CR)	0.163	---	0.163	18/05/2021	---	---	---	---	---	---	2351@0.195	---	---	---	---	---	1,260.70	0.072	0.176	40301030
15,842,391	1.51	---	---	15/07/2009	12/05/2000	5141	BITROS HOLDING SA (CR)	0.35	-8.38	€ 0.382	18/05/2021	0.352	0.35	0.352	0.35	0.351 2185@0.350	300@0.384	---	---	3,615	8	1,269.25	5,544.84	0.19	0.4	55102010	
13,582,223	1.35	---	---	24/06/2008	02/02/2016	4887	SIDMA STEEL (CR)	0.9	-1.64	€ 0.915	18/05/2021	0.9	0.9	0.9	0.9	0.9 1000@0.900	10@0.930	---	---	1,100	3	990.00	12,224.00	0.59	0.975	55102010	
28,438,268	0.300	---	---	21/08/2006	24/11/1999	5253	SPIROY AGRICULTURE SA (CR)	0.185	0.54	€ 0.184	18/05/2021	0.183	0.183	0.188	0.185	0.185 1132@0.185	25@0.188	---	---	26,246	14	4,868.35	5,261.08	0.179	0.249	45102010	

Number of Outstanding Securities	Nominal Value	Dividends [1]			Date of Last Coupon		Note	Shares	Closing price	% change	Previous closing price/date	Open price	Price min	Price max	Last price	Avg price	Last Bid [7]	Last Ask [7]	P/E after tax	Year	Volume	Trades	Transactions Value[8]	Company Mkt Value (thou. €)	Year low	Year high	Sector[4]
		2018	2019	2020	Dividend [2]	Right																					
766,000	1.00	---	---	---	01/07/2004	11/12/2012	5193	TRIA ALFA SA (CR)	7	---	7	18/05/2021	---	---	---	---	---	300@8.00	---	2020	---	---	---	6,048.00	7	7	55101020
245,000	1.00	---	---	---	19/07/2010	11/12/2012	5194	TRIA ALFA SA (PR)	2.8	-16.67	3.36	18/05/2021	2.8	2.8	2.8	2.8	100@2.80	486@3.22	---	2020	400	2	1,120.00	6,048.00	1.41	3.64	55101020

Suspension Status

5,867,311	0.300	---	---	---	11/08/2010	28/04/2017	5243	DIONIC (CR)	0.11	---	0.11	30/06/2020	---	---	---	---	---	---	---	---	---	---	---	645.40	0.11	0.11	50205010
21,820,410	0.800	---	---	---	22/05/2008	02/08/2011	5174	EUROMEDICA SA (CR)	0.448	---	0.448	30/04/2018	---	---	---	---	---	---	---	---	---	---	---	9,775.54	0.448	0.448	20101010
66,948,210	0.300	---	---	---	22/09/2015	22/09/2015	5179	FOLLI FOLLIE (CR)	4.8	---	4.8	24/05/2018	---	---	---	---	---	---	---	---	---	---	---	321,351.41	4.8	4.8	40401030
343,582,558	0.300	---	---	---	---	19/09/2016	5251	Forthnet (CR)	0.3	---	0.3	22/04/2021	---	---	---	---	3000@0.290	34000@0.318	---	---	---	---	---	103,074.77	0.272	0.31	15102015
12,417,000	0.310	0.0205	---	---	27/08/2019	28/08/2017	5233	MLS MULTIMEDIA SA (CR)	0.57	---	0.57	12/05/2020	---	---	---	---	---	---	---	---	---	---	---	7,077.69	0.57	0.57	10101015
33,301,715	0.320	---	---	---	27/06/2003	08/07/2009	5241	AEGEK (CR)	0.035	---	0.035	25/06/2020	---	---	---	---	---	---	---	---	---	---	---	1,165.56	0.035	0.035	50101010
77,126,446	0.340	---	---	---	23/05/2005	18/08/2011	5206	G.E. DIMITRIOU (CR)	0.0125	---	0.0125	30/04/2019	---	---	---	---	---	---	---	---	---	---	---	964.08	0.0125	0.0125	40202020
7,085,888	1.59	---	---	---	02/07/1996	06/09/2010	5216	ELVIEMEK (CR)	2.6	---	2.6	30/09/2019	---	---	---	---	---	---	---	---	---	---	---	18,423.31	2.6	2.6	35101010
25,179,640	0.600	---	---	---	08/08/1994	19/09/2000	5191	J.BOUTARIS & SON (CR)	0.026	---	0.026	01/10/2018	---	---	---	---	---	---	---	---	---	---	---	742.45	0.026	0.026	45101015
1,540,000	0.600	---	---	---	08/08/1994	19/09/2000	5192	J.BOUTARIS & SON (PR)	0.057	---	0.057	01/10/2018	---	---	---	---	---	---	---	---	---	---	---	742.45	0.057	0.057	45101015
31,543,600	0.420	---	---	---	19/07/2010	19/12/2018	5205	KRETA FARM SA (CR)	1.09	---	1.085	30/04/2019	---	---	---	---	---	---	---	---	---	---	---	34,382.52	1.085	1.09	45102020
23,935,280	0.300	---	---	---	29/06/2009	13/06/2000	5153	NAYTEMPORIKI PUBLISHING SA(CR)	0.107	---	0.107	02/10/2017	---	---	---	---	---	---	---	---	---	---	---	2,561.07	0.107	0.107	40301030
23,463,874	0.800	---	---	---	23/05/2003	21/12/1999	4918	NEORION SA (CR)	0.125	---	0.125	30/08/2012	---	---	---	---	---	---	---	---	---	---	---	2,932.98	0.125	0.125	50206030
24,319,250	0.300	---	---	---	09/07/2002	04/07/2007	5165	PROODEFTIKH SA (CR)	0.21	---	0.21	23/04/2021	---	---	---	---	---	---	---	---	---	---	---	5,107.04	0.18	0.3	50101010

Shares' Notes

Code	Note text
()	- Adjusted dividends.
*	- Last adjusted closing price.
[1]	- Net dividends.
[2]	- The "Date of Last Coupon" for New listings refers to the date company's stocks started to trade in Athex
[3]	- The Company Market Value is referred to the number of outstanding shares
[4]	- Sectors codification can be found in Appendix A
[5]	- The Market Value refers to the total number of shares listed (including their several classes) in the exchange by the company.
[6]	- P/E greater than 100
[7]	- Last view of the Order Book before the end of the trading session
[8]	- All Blocks Methods' Transactions Value are included.
4750	- Transfer to the Under Surveillance Category from 8/4/2011.
4887	- Transfer to the Surveillance Category as of 10/4/2012.
4912	- Transfer to the Surveillance Category as of 31/7/2012.
4918	- Suspension of trading as of 31/8/2012.
4955	- Transfer to the Surveillance Category as from 5/4/2013.
4957	- Transfer to the Surveillance Category as from 5/4/2013.
4958	- Transfer to the Surveillance Category as from 5/4/2013.
4959	- Transfer to the Surveillance Category as from 5/4/2013.
5093	- Transfer to the Surveillance Category as of 8/4/2015.
5112	- Transfer to the Surveillance Category as of 15/04/2016.
5115	- Transfer to the Surveillance Category as of 15/04/2016.
5141	- Transfer to the Surveillance Category as of 10/05/2017.
5153	- Suspension of trading as of 03/10/2017.
5160	- Transfer to the Surveillance Category as of 15/04/2016.
5162	- Transfer to the Under Supervision Category as of 21/12/2009.
5165	- Transfer to the Surveillance Category as of 15/02/2018.
5174	- Suspension of trading as of 02/05/2018.
5178	- Transfer to the Surveillance Category as of 11/05/2018.
5179	- Suspension of trading as of 25/05/2018.
5191	- Suspension of trading as of 02/10/2018.
5192	- Suspension of trading as of 02/10/2018.
5193	- Transfer to the Surveillance Category as of 25/10/2018.
5194	- Transfer to the Surveillance Category as of 25/10/2018.
5197	- Transfer to the Surveillance Category as of 07/11/2018.
5205	- Suspension of trading as of 02/05/2019.
5206	- Suspension of trading as of 02/05/2019.
5216	- Suspension of trading as of 01/10/2019.
5232	- Transfer to the Under Surveillance Category from 08/04/2011.
5233	- Suspension of trading as of 13/05/2020.
5241	- Suspension of trading as of 26/06/2020.
5243	- Suspension of trading as of 01/07/2020.
5245	- Transfer to the Surveillance Category as of 09/07/2020.
5246	- Transfer to the Surveillance Category as of 09/07/2020.
5248	- Transfer to the Surveillance Category as of 06/09/20116.
5251	- Transfer to the Surveillance Category as of 25/11/2011.
5253	- Transfer to the Surveillance Category as of 14/5/2021.

Securities Blocks Details

Securities	Block Volume	Price	Block Trade Value	Time of approval	Note
TERNA ENERGY (CR)	25,000	12.24	306,000.00	11:19:44	20
OTE (CR)	485,297	14.39	6,980,997.35	12:09:19	20
OTE (CR)	485,297	14.39	6,980,997.35	12:09:46	20
OTE (CR)	485,297	14.39	6,980,997.35	12:12:07	20
ALPHA SERVICES HOLD (CR)	500,000	1.29	644,250.00	14:41:39	20
ALPHA SERVICES HOLD (CR)	1,000,000	1.29	1,290,000.00	14:45:26	20
ALPHA SERVICES HOLD (CR)	400,000	1.26	504,000.00	16:33:31	20

Blocks Notes

- 9 - Method 6-1 / Special Fees
- 10 - Method 6-1 / Special Fees, SDS
- 14 - Method 6-3 / Settlement, Incomplete Buy and Sell
- 18 - Method 6-2 / SPOT 1
- 19 - Method 6-2 / SPOT 2
- 20 - Method 6-1 and Method 6-1 Same Day Settlement
- 21 - Other Pre-agreed

Shares Rights Details

Occured date	Exercise from	Exercise until	Trading until	Rights	Price min	Price max	Closing price	Last Bid	Last Ask	Volume	Trades	Transactions Value
--------------	---------------	----------------	---------------	---------------	-----------	-----------	---------------	----------	----------	--------	--------	--------------------

No Rights Transactions.

Forced Sales Details

Securities	Category of Security	Transactions Volume	Number of Trades	Transactions Value	Note
------------	----------------------	------------------------	---------------------	-----------------------	------

No Forced Transactions.

Forced Sales Notes

- 1 - Compulsory Public Forced Sales
- 2 - Forced Sales of Fixed Registered Shares
- 3 - Forced Sales of Remaining Fractional Shares

Forced Sales Registered Shares

Securities	Start Date	End Date	Initial Volume	Remaining Volume	Date	Avg price (day)	Avg price (period)	Number of Trades	Transactions Volume	Transactions Value
------------	------------	----------	----------------	------------------	------	-----------------	--------------------	------------------	---------------------	--------------------

No Fixed Registered Shares Forced Sales.

Forced Sales Notes

According to Decision 1/380/04.05.2008 of the Hellenic Republic Capital Market Commission, the certificated registered shares that have not been deposited to the issuer for dematerialisation, will be auctioned in the Athens Exchange by the supervising issuer. Forced sales procedure is held according to Article 99A of the Athens Exchange Rulebook. The average price of the period is calculated by dividing the Total transactions value by the Total volume and includes all the transactions made until the current date.

Exchange Traded Funds (ETFs) Characteristics

	Transactions Date (T)	Creation / Redemption	Units (T-1)	New Units (T-1)	Redemption Units (T-1)	Units (T) [1]	Fund Assets [2]	Net Unit Price	Dividend per Unit	Dividend Date
ALPHA ETF FTSE Athex Large Cap	19/05/2021	5,000	853,597	---	---	853,597	18,964,500.00	22.2172	0.81	01/07/2020

ETFs Notes

[1] - Units (T) = Units (T-1) + New Units (T-1) - Redemption Units (T-1)

[2] - The Creation / Redemption Units of T-1 are included.

Non Convertible Corporate Bonds - Regulated Market

Num Listed Bonds	Nominal price	Issue price	Today's Rate	Exp. Date	Duration (years)	Note	Coupon		Trading Unit	Corporate Bonds	Accrued Int.	Yield.T.Mat	Price min	Price max	Closing price	Previous closing price/date	Volume	Transactions Value	Last order		ear min	Year max		
							Common	Preferred											Price	Buy / Sell			Date	
20,529	1,000.00	1,000.00	4.95	26/06/2023	5	---	6	---	1	B&F COMM. & GARM. INDUS. S.A. (Non Convertible)	19.8000	5.4640	97.5000	97.5000	97.5000	97.5000	14/05/2021	34,000	33,823.20	97.5000	B	19/05/2021	92.1501	99.4900
90,000	1,000.00	1,000.00	3.00	11/05/2023	5	---	7	---	1	CORAL A.E. (Non Convertible)	0.8333	1.7550	102.1000	102.1000	102.1000	102.1000	18/05/2021	1,000	1,021.83	102.2500	B	19/05/2021	101.5000	103.5000
120,000	1,000.00	1,000.00	3.95	04/04/2025	7	---	7	---	1	GEK TERNA S.A. (Non Convertible)	4.9375	2.4290	---	---	---	104.3700	18/05/2021	---	---	104.3500	B	19/05/2021	103.3350	105.2000
200,000	1,000.00	1,000.00	3.60	12/03/2026	7	---	5	---	1	AEGEAN AIRLINES S.A. (Non Convertible)	7.0000	3.3560	99.9000	99.9000	99.9000	98.5700	18/05/2021	154,000	154,924.00	98.9500	B	19/05/2021	93.1501	102.0000
200,000	1,000.00	1,000.00	1.90	23/03/2028	7	---	1	---	1	MOTOR OIL CORINTH REFINERIES SA (Non Convertible)	3.1139	1.8300	100.3000	100.4000	100.4000	100.3500	18/05/2021	104,000	104,657.84	100.3500	B	19/05/2021	100.2357	100.6200
200,000	1,000.00	1,000.00	2.10	27/10/2027	7	---	2	---	1	O.P.A.P. S.A. (Non Convertible)	1.4000	1.8030	101.5500	101.7500	101.6106	101.7500	18/05/2021	137,000	139,441.30	101.5500	B	19/05/2021	99.3000	102.8500
175,000	1,000.00	1,000.00	3.40	26/07/2024	5	---	4	---	1	ATTICA HOLDINGS S.A. (Non Convertible)	10.8611	4.4630	95.8000	96.4500	96.2058	95.8210	18/05/2021	26,000	25,295.88	96.0000	B	19/05/2021	90.0310	96.4500
39,892,816	1.00	1.00	5.00	04/10/2021	5	---	19	---	1	HOUSEMARKET S.A. (Non Convertible)	0.0063	1.5000	101.2000	101.2000	101.2000	101.3000	18/05/2021	10,000	10,182.50	101.2000	B	19/05/2021	101.2000	102.9900
150,000	1,000.00	1,000.00	2.60	22/10/2026	7	---	4	---	1	TERNA ENERGY FINANCE S.A. (Non Convertible)	2.0944	2.4570	100.2000	100.2000	100.2000	100.1990	18/05/2021	5,000	5,020.47	100.2000	B	19/05/2021	99.4000	103.0000
320,000	1,000.00	1,000.00	3.40	21/07/2027	7	---	2	---	1	LAMDA DEVELOPMENT S.A. (Non Convertible)	11.3333	3.0550	101.0000	101.3600	101.3550	101.1130	18/05/2021	65,000	66,470.87	101.0000	B	19/05/2021	99.0100	101.9000
500,000	1,000.00	1,000.00	2.75	03/07/2027	7	---	2	---	1	GEK TERNA S.A. (Non Convertible)	10.4653	2.9450	98.6000	98.9000	98.6000	98.5390	18/05/2021	45,000	44,885.94	98.5000	B	19/05/2021	97.8574	99.8765

Corporate Bonds Notes

Transactions Volume = (Pieces) * (Nominal Price). Transactions Value = (Pieces) * (Nominal Price) * (price %) + (Accrued interest).

The price of a Bond is stated as a percentage (%) of Bond's Nominal Price.

Nominal Price in Euros (€), except if it is noted differently.

Government Bonds

Number Listed Bonds	Nominal price	Today's Rate	Accrued Interest Calc	Exp. Date [1]	Duration (years)	Note	Coupons Date	Curr. coupon value	Trading Unit	Government Bonds	Price min	Price max	Closing price	Previous closing price/date	Volume	Transactions Value	Price	Last order Buy / Sell	Date
3,000,000	1,000.00	4.38	Actual/Actual	01/08/2022	5	---	01/08	4.38	1	GGB-FXD-010822-05Y-4.375-1.000	---	---	---	---	---	---	1.0000	B	28/11/2018
4,500,000	1,000.00	1.88	Actual/Actual	04/02/2035	15	---	04/02	1.88	1	GGB-FXD-040235-15Y-1.875-1.000	---	---	---	---	---	---	---	---	---
2,500,000	1,000.00	3.45	Actual/Actual	02/04/2024	5	---	02/04	3.45	1	GGB-FXD-020424-05Y-3.450-1.000	---	---	---	---	---	---	---	---	---
3,500,000	1,000.00	0.75	Actual/Actual	18/06/2031	10	---	18/06	0.75	1	GGB-FXD-180631-10Y-0.750-1.000	---	---	---	---	---	---	---	---	---
4,355,990,324	1.00	3.50	Actual/Actual	30/01/2023	5	---	01/02 - 31/01	3.50	1	GGB-FXD-300123-05Y-3.500-1.00	---	---	---	94.5720 13/07/2018	---	---	1.0000	B	28/11/2018
5,962,747,327	1.00	3.75	Actual/Actual	30/01/2028	10	---	/02 - 01/02 - 31/	3.75	1	GGB-FXD-300128-10Y-3.750-1.00	---	---	---	85.4610 13/07/2018	---	---	1.0000	B	28/11/2018
6,091,218,404	1.00	3.90	Actual/Actual	30/01/2033	15	---	/02 - 01/02 - 31/	3.90	1	GGB-FXD-300133-15Y-3.900-1.00	---	---	---	78.6730 13/07/2018	---	---	1.0000	B	28/11/2018
4,805,399,486	1.00	4.00	Actual/Actual	30/01/2037	19	---	/02 - 01/02 - 31/	4.00	1	GGB-FXD-300137-19Y-4.000-1.00	---	---	---	77.0370 13/07/2018	---	---	1.0000	B	28/11/2018
4,603,713,186	1.00	4.20	Actual/Actual	30/01/2042	24	---	/02 - 01/02 - 31/	4.20	1	GGB-FXD-300142-24Y-4.200-1.00	---	---	---	77.7640 13/07/2018	---	---	1.0000	B	28/11/2018
550,418,123	1.00	4.30	Actual/Actual	24/02/2023	11	---	24/02	4.30	1	GGB-FXD-240223-11Y-2.000-1.00	---	---	---	10.0000 22/06/2015	---	---	10.0000	B	11/07/2019
445,007,576	1.00	4.30	Actual/Actual	24/02/2024	12	---	24/02	4.30	1	GGB-FXD-240224-12Y-2.000-1.00	---	---	---	10.0000 22/06/2015	---	---	---	---	---
423,674,226	1.00	4.30	Actual/Actual	24/02/2025	13	---	24/02	4.30	1	GGB-FXD-240225-13Y-2.000-1.00	---	---	---	10.0000 22/06/2015	---	---	---	---	---
212,292,153	1.00	4.30	Actual/Actual	24/02/2026	14	---	24/02	4.30	1	GGB-FXD-240226-14Y-2.000-1.00	---	---	---	10.0000 22/06/2015	---	---	---	---	---
160,621,352	1.00	4.30	Actual/Actual	24/02/2027	15	---	24/02	4.30	1	GGB-FXD-240227-15Y-2.000-1.00	---	---	---	10.0000 22/06/2015	---	---	---	---	---
183,244,055	1.00	4.30	Actual/Actual	24/02/2028	16	---	24/02	4.30	1	GGB-FXD-240228-16Y-2.000-1.00	---	---	---	10.0000 22/06/2015	---	---	---	---	---
164,802,894	1.00	4.30	Actual/Actual	24/02/2029	17	---	24/02	4.30	1	GGB-FXD-240229-17Y-2.000-1.00	---	---	---	10.0000 22/06/2015	---	---	---	---	---
165,460,943	1.00	4.30	Actual/Actual	24/02/2030	18	---	24/02	4.30	1	GGB-FXD-240230-18Y-2.000-1.00	---	---	---	10.0000 22/06/2015	---	---	---	---	---
129,007,241	1.00	4.30	Actual/Actual	24/02/2031	19	---	24/02	4.30	1	GGB-FXD-240231-19Y-2.000-1.00	---	---	---	10.0000 22/06/2015	---	---	---	---	---
126,192,683	1.00	4.30	Actual/Actual	24/02/2032	20	---	24/02	4.30	1	GGB-FXD-240232-20Y-2.000-1.00	---	---	---	10.0000 22/06/2015	---	---	---	---	---
146,905,168	1.00	4.30	Actual/Actual	24/02/2033	21	---	24/02	4.30	1	GGB-FXD-240233-21Y-2.000-1.00	---	---	---	10.0000 22/06/2015	---	---	---	---	---
154,475,606	1.00	4.30	Actual/Actual	24/02/2034	22	---	24/02	4.30	1	GGB-FXD-240234-22Y-2.000-1.00	---	---	---	10.0000 22/06/2015	---	---	---	---	---
144,429,441	1.00	4.30	Actual/Actual	24/02/2035	23	---	24/02	4.30	1	GGB-FXD-240235-23Y-2.000-1.00	---	---	---	10.0000 22/06/2015	---	---	---	---	---
166,211,676	1.00	4.30	Actual/Actual	24/02/2036	24	---	24/02	4.30	1	GGB-FXD-240236-24Y-2.000-1.00	---	---	---	10.0000 22/06/2015	---	---	---	---	---
145,461,669	1.00	4.30	Actual/Actual	24/02/2037	25	---	24/02	4.30	1	GGB-FXD-240237-25Y-2.000-1.00	---	---	---	10.0000 22/06/2015	---	---	---	---	---
146,941,087	1.00	4.30	Actual/Actual	24/02/2038	26	---	24/02	4.30	1	GGB-FXD-240238-26Y-2.000-1.00	---	---	---	10.0000 22/06/2015	---	---	---	---	---
135,115,612	1.00	4.30	Actual/Actual	24/02/2039	27	---	24/02	4.30	1	GGB-FXD-240239-27Y-2.000-1.00	---	---	---	10.0000 22/06/2015	---	---	---	---	---
141,909,637	1.00	4.30	Actual/Actual	24/02/2040	28	---	24/02	4.30	1	GGB-FXD-240240-28Y-2.000-1.00	---	---	---	10.0000 22/06/2015	---	---	---	---	---
136,788,720	1.00	4.30	Actual/Actual	24/02/2041	29	---	24/02	4.30	1	GGB-FXD-240241-29Y-2.000-1.00	---	---	---	10.0000 22/06/2015	---	---	---	---	---
163,643,410	1.00	4.30	Actual/Actual	24/02/2042	30	---	24/02	4.30	1	GGB-FXD-240242-30Y-2.000-1.00	---	---	---	10.0000 22/06/2015	---	---	---	---	---
4,000,000	1,000.00	3.88	Actual/Actual	12/03/2029	10	---	12/03	3.88	1	GGB-FXD-120329-10Y-3.875-1.000	---	---	---	---	---	---	100.0000	B	15/10/2019
3,000,000	1,000.00	0.00	Actual/Actual	12/02/2026	5	---	12/02	0.00	1	GGB-FXD-120226-05Y-0.000-1.000	---	---	---	---	---	---	---	---	---
503,753	1,000.00	0.32	FLR Actual/360	16/09/2021	2	---	16/03 - 16/09	---	1	GGB-FLT-160921-02Y-0.319-1.000	---	---	---	---	---	---	---	---	---
3,000,000	1,000.00	3.38	Actual/Actual	15/02/2025	7	---	15/02	3.38	1	GGB-FXD-150225-07Y-3.375-1.000	---	---	---	---	---	---	---	---	---
250,250	1,000.00	2.90	Actual/Actual	20/03/2023	4	---	20/03	2.90	1	GGB-FXD-200323-04Y-2.900-1.000	---	---	---	---	---	---	---	---	---

Government Bonds Notes

Transactions Volume = (Pieces) * (Nominal Price). Transactions Value = (Pieces) * (Nominal Price) * (price %) + (Accrued interest).

The Value of current coupon for the issues with NV 0.01 euro refers to NV 100 euros

FLR: Floating Interest Rate.

[1] - The Expiration Date of the interest bearing period and the Date for coupon payment.

Government Bonds

Number Listed Bonds	Nominal price	Today's Rate	Accrued Interest Calc	Exp. Date [1]	Duration (years)	Note	Coupons Date	Curr. coupon value	Trading Unit	Government Bonds	Price min	Price max	Closing price	Previous closing price/date	Volume	Transactions Value	Price	Last order Buy / Sell	Date
964,000	1,000.00	3.25	Actual/Actual	20/03/2025	6	---	20/03	3.25	1	GGB-FXD-200325-06Y-3.250-1.000	---	---	---	---	---	---	---	---	---
2,100,000	1,000.00	3.55	Actual/Actual	20/03/2026	7	---	20/03	3.55	1	GGB-FXD-200326-07Y-3.550-1.000	---	---	---	---	---	---	---	---	---
5,500,000	1,000.00	1.50	Actual/Actual	18/06/2030	10	---	18/06	1.50	1	GGB-FXD-180630-10Y-1.500-1.000	---	---	---	---	---	---	---	---	---
5,364,250	1,000.00	3.25	Actual/Actual	20/03/2050	30	---	20/03	3.25	1	GGB-FXD-200350-30Y-3.250-1.000	---	---	---	---	---	---	---	---	---
2,000,000	1,000.00	2.00	Actual/Actual	22/04/2027	7	---	22/04	2.00	1	GGB-FXD-220427-07Y-2.000-1.000	---	---	---	---	---	---	99.9000	B	22/04/2020
2,500,000	1,000.00	1.88	Actual/Actual	23/07/2026	7	---	23/07	1.88	1	GGB-FXD-230726-07Y-1.875-1.000	---	---	---	---	---	---	---	---	---
2,500,000	1,000.00	1.88	Actual/Actual	24/01/2052	30	---	24/01	1.88	1	GGB-FXD-240152-30Y-1.875-1.000	---	---	---	---	---	---	---	---	---

Government Bonds Notes

Transactions Volume = (Pieces) * (Nominal Price). Transactions Value = (Pieces) * (Nominal Price) * (price %) + (Accrued interest).

The Value of current coupon for the issues with NV 0.01 euro refers to NV 100 euros

FLR: Floating Interest Rate.

[1] - The Expiration Date of the interest bearing period and the Date for coupon payment.

Treasury Bills & Zero Coupon Government Bonds

Issue Date	13-Week Maturity									26-Week Maturity									52-Week Maturity								
	Exp. Date	Initial Rate	Num Listed Bonds	Nominal price	Issue price	Last Trade Price	Last Trade Date	Volume Traded	Note	Exp. Date	Initial Rate	Num Listed Bonds	Nominal price	Issue price	Last Trade Price	Last Trade Date	Volume Traded	Note	Exp. Date	Initial Rate	Num Listed Bonds	Nominal price	Issue price	Last Trade Price	Last Trade Date	Volume Traded	Note
12/06/2020	---	---	---	---	---	---	---	---	---	---	---	---	---	---	---	---	---	---	11/06/2021	0.25	1,600,000	1,000.00	997.49	---	---	---	---
11/09/2020	---	---	---	---	---	---	---	---	---	---	---	---	---	---	---	---	---	---	10/09/2021	0.00	1,000,000	1,000.00	1,000.00	---	---	---	---
11/12/2020	---	---	---	---	---	---	---	---	---	---	---	---	---	---	---	---	---	---	10/12/2021	-0.26	1,000,000	1,000.00	1,002.60	---	---	---	---
12/03/2021	---	---	---	---	---	---	---	---	---	---	---	---	---	---	---	---	---	---	11/03/2022	-0.22	1,000,000	1,000.00	1,002.24	---	---	---	---

Bonds in Circulation	Currency / Min nominal traded Value	Coupons Payment Date	Current Coupon Value	Note	Coupon	Trading Unit	Issue Date	Duration (years)	Today's Interest	A.I.C in days	Bonds	Last price of previous days		Last Outcry in Cash (euro)		Trades in Pieces	Life min	Life Max	
												Price	Buy / Sell	Price	Buy / Sell				
Corporate Bonds in Foreign Currency and Euro																			
103,746	GBP / 10	01/12	0.25	---	62	1	01/12/1930	98	2.5	360	National Mortgage Bank	2.27	05/02/1996	2.27	S	05/02/1996	---	2.27	2.27
0	GBP / 10	01/12	0.25	---	64	1	01/12/1928	100	2.5	360	National Mortgage Bank	---	---	---	---	---	---	---	---

Government Bonds Notes

A.I.C: Accrued Interest Calculation base.

FLR: Floating Interest Rate.

The minimum tradeable Nominal Value for all Demeterialised Government Titles is 100 Euros.

(μφρ-0)

Athex & ATHEXClear Members List

Member Name	Stock Market			Derivatives Market		ATHEXClear Member				
	Address	Phone	Fax	Market Member	Remote Member	Market Maker	Proprietary	Market Maker	General Clearing	Direct Clearing
A. SARRIS SECURITIES S.A.				a						
6, ΔΡΑΓΑΤΣΑΝΙΟΥ 6 ΑΘΗΝΑ	2103367700									
ΑΕΟΝIC SECURITIES C.I.F. P.L.C.				a	a					
, ΛΑΪΟΥ 6, ΓΡ. 301B, ANNA COURT	35725337600									
ALPHA BANK S.A.									a	
, ΣΤΑΔΙΟΥ 40 ΑΘΗΝΑ	2103260000									
ALPHA FINANCE INVESTMENT SERVICES S.A.				a		a	a	a		a
5, ΜΕΡΛΙΝ 5 ΑΘΗΝΑ	2103677400									
ARGUS STOCKBROKERS LTD				a	a		a			
25, 25 ΛΕΩΦΟΡΟΣ ΔΗΜΟΣΘΕΝΗ ΣΕΒΕΡΗ	0035722717000									
ATLANTIC SECURITIES LTD				a	a					
37, ΠΡΟΔΡΟΜΟΥ 37	0035722445400									
AXON SECURITIES S.A.				a			a			
48, ΣΤΑΔΙΟΥ 48 ΑΘΗΝΑ	2103363800									
BETA SECURITIES S.A.				a		a	a			a
29, Α.ΑΛΕΞΑΝΔΡΑΣ 29 ΑΘΗΝΑ	2106478930									
BNP PARIBAS SECURITIES SERVICES									a	
2, ΛΑΜΨΑΚΟΥ 2 ΑΘΗΝΑ	2107468500									
BOFA SECURITIES EUROPE SA				a	a					
, 112 AVENUE KL'BER 75116	+33 153655555									
CAPITAL SECURITIES S.A.				a			a			
58, ΜΗΤΡΟΠΟΛΕΩΣ 58 ΑΘΗΝΑ	2103369700									
CFS SECURITIES INVESTMENT SERVICES S.A.				a						
3, ΠΑΠΑΡΡΗΓΟΠΟΥΛΟΥ 3 ΑΘΗΝΑ	2103360800									
CITIGROUP GLOBAL MARKETS EUROPE AG				a	a					
16, REUTERWEG 16 FRANKFURT	+49 691366-0									
CITIGROUP GLOBAL MARKETS LIMITED				a						
1, 33 CANADA SQUARE - CANARY WHARF	+44 02079864000									
CREDIT SUISSE SECURITIES (EUROPE) LIMITED				a						
1, ONE CABOT SQUARE LONDON	+44 2078888888									
CREDIT SUISSE SECURITIES SOCIEDAD DE VALORES SA				a	a					
, CALLE AYALA 42, 3A PLANTA-B MADRID	+34917916000									
CYCLOS SECURITIES S.A.				a			a			
39, ΠΑΝΕΠΙΣΤΗΜΙΟΥ 39 ΑΘΗΝΑ	2103364300									
DEUTSCHE BANK S.A.					a					
1, GREAT WINCHESTER STREET LONDON	+44 20 754 54209	00441133361437								
DYNAMIC SECURITIES S.A.				a			a			a
, ΤΡΑΛΛΕΩΝ 2 & Α.ΣΥΓΓΡΟΥ 223 ΝΕΑ ΣΜΥΡΝΙ	2103677700									
EUROBANK EQUITIES INVESTMENT FIRM S.A				a		a	a	a		a
, ΦΙΛΕΛΛΗΝΩΝ 10 & ΞΕΝΟΦΩΝΤΟΣ 13 ΑΘΗΝΑ	2103720425									
EUROBANK S.A.									a	
, ΟΘΩΝΟΣ 8 ΑΘΗΝΑ	2103337000									
EUROCORP INVESTMENT SERVICES S.A.				a			a			a
14, ΠΛ.ΦΙΛΙΚΗΣ ΕΤΑΙΡΕΙΑΣ 14 ΑΘΗΝΑ	2107263600									
EUROTRUST INVESTMENT FIRM SA				a						
113, ΣΕΒΑΣΤΟΥΠΟΛΕΩΣ 113 ΑΘΗΝΑ	2103363100									
EUROXX SECURITIES S.A.				a		a	a	a		a
7, ΠΑΛΑΙΟΛΟΓΟΥ ΧΑΛΑΝΔΡΙ	(210)-6879400	(210)-6879401								
7, ΠΑΛΕΟΛΟΓΟΥ ΧΑΛΑΝΔΡΙ	+30 2106879400	210-6879401								
G. A. PERVANAS SECURITIES- INVESTMENT SERVICES S.A.				a						
7-9, ΣΟΦΟΚΛΕΟΥΣ 7-9 ΑΘΗΝΑ	2103727200									
GLOBAL CAPITAL SECURITIES & FINANCIAL SERVICES LTD				a	a					
50, ΛΑΡΧΙΠΕΡΙΣΚΟΠΟΥ ΜΑΚΑΡΙΟΥ Γ50	0035722710710									
HELLENIC AMERICAN SECURITIES S.A.				a		a	a			a
27, ΑΝΔΡΕΑ ΠΑΠΑΝΔΡΕΟΥ 27 ΜΑΡΟΥΣΙ	2103311100									
HELLENIC BANK (INVESTMENTS) LTD					a					
, ΑVE.ΚΥΡΙΑΚΟΥ ΜΑΤΣΙ 31 - PO BOX 24747 NICOSIA	+357 22500100	357 22500110								
HSBC CONTINENTAL EUROPE									a	
109-111, Α.ΜΕΣΟΓΕΙΩΝ 109-111	2106960000									
INDEX SECURITIES S.A.				a						
6, ΔΡΑΓΑΤΣΑΝΙΟΥ 6 ΑΘΗΝΑ	2103213920									
J. CHR. MAVRIKIS SECURITIES S.A.				a						
5, ΣΟΦΟΚΛΕΟΥΣ 5 ΑΘΗΝΑ	2103216730									

Athex & ATHEXClear Members List

Member Name				Stock Market			Derivatives Market		ATHEXClear Member	
	Address	Phone	Fax	Market Member	Remote Member	Market Maker	Proprietary	Market Maker	General Clearing	Direct Clearing
KAPPA SECURITIES S.A.				a			a			
15, ΒΑΛΑΩΡΙΤΟΥ 15 ΑΘΗΝΑ	2103678600									
KARAMANOF SECURITIES & INVESTMENT SERVICES S.A.				a						
2, ΠΛ.ΑΓ.ΘΕΟΔΩΡΩΝ 2 ΑΘΗΝΑ	2103212947									
LAIKI FINANCIAL SERVICES LTD					a					
26, AVE. VYRONOS NICOSIA	357 22367367	357 22718567								
LEON DEPOLAS SECURITIES S.A.				a		a	a			
1, ΧΡΗΣΤΟΥ ΛΑΔΑ 1 ΑΘΗΝΑ	2103213276 -28									
MEGA EQUITY SECURITIES & FINANCIAL SERVICES PUBLIC LTD				a	a		a			
42-44, ΛΕΩΦ.ΓΡΙΒΑ ΔΙΓΓΕΝΗ 42-44	0035722711711									
MERIT SECURITIES S.A				a		a	a			a
5, ΣΟΦΟΚΛΕΟΥΣ 5 ΑΘΗΝΑ	2103671880									
MERRILL LYNCH INTERNATIONAL				a						
2, 2 KING EDWARD STREET LONDON	+44 20276281000									
N. CHRYSOCHOIDIS SECURITIES S.A.				a			a			a
7-9, ΣΟΦΟΚΛΕΟΥΣ 7-9 ΑΘΗΝΑ	2103213913									
NATIONAL BANK OF GREECE S.A.				a		a	a		a	
86, ΑΙΟΛΟΥ ΣΤΡ. ΑΘΗΝΑ	(210)-3341000	(210)-3228187								
68, ΑΚΑΔΗΜΙΑΣ ΣΤΡ. ΑΘΗΝΑ	(210)-3328817	(210)-3328678								
NATIONAL SECURITIES S.A.				a		a	a	a		
66, ΛΕΩΦ. ΚΗΦΙΣΙΑΣ 66 (ΚΤΗΡΙΟ Α) ΜΑΡΟΥΣΙ	2103328784									
NUNTIUS BROKERAGE AND INVESTMENT SERVICES S.A				a						
6, ΔΡΑΓΑΤΣΑΝΙΟΥ 6 ΑΘΗΝΑ	2103350599									
ONE PLUS CAPITAL LIMITED				a	a					
, 75 PRODROMOU AVENUE NICOSIA 1307	35722873760									
OPTIMA BANK S.A.				a		a	a	a	a	
32, ΑΙΓΙΑΛΕΙΑΣ 32 & ΠΑΡΑΔΕΙΣΟΥ ΜΑΡΟΥΣΙ	2108173111									
PANTELAKIS SECURITIES S.A.				a		a	a	a		
57, ΕΘΝΙΚΗΣ ΑΝΤΙΣΤΑΣΕΩΣ 57, ΚΤΙΡΙΟ Β CHALANDRI	2106965000									
PEGASUS SECURITIES S.A				a			a			
17, ΒΑΛΑΩΡΙΤΟΥ 17 & ΑΜΕΡΙΚΗΣ ΑΘΗΝΑ	2103670700									
PIRAEUS BANK S.A.				a			a		a	
, ΑΜΕΡΙΚΗΣ 4 ΑΘΗΝΑ	2103335000									
PIRAEUS SECURITIES S. A.				a		a	a	a		a
10, ΣΤΑΔΙΟΥ 10 ΑΘΗΝΑ	2103354100									
PROCHOICE SECURITIES LTD				a	a					
57, ΛΕΩΦ.ΣΠΥΡΟΥ ΚΥΠΡΙΑΝΟΥ 57, ΑΚΙΝΗΤΑ Φ	035724661192									
SHARELINK SECURITIES & FINANCIAL SERVICES LTD				a	a		a			
6, HOUSE-ΘΕΟΤΟΚΗ 6 ΜΕΓΑΡΟ ΕΛΜΗΝΑ	+357 22554200									
SOCIETE GENERALE S.A.				a	a		a			
, 17 COURS VALMY, CEDEX	+157290504									
SOLIDUS SECURITIES S.A				a			a			a
64, ΛΟΥΙΖΗΣ ΠΙΑΝΚΟΥΡ 64 ΑΘΗΝΑ	2106900600									
ST. EM. LAVRENTAKIS SECURITIES S.A.				a			a			
7-9, ΣΟΦΟΚΛΕΟΥΣ 7-9 ΑΘΗΝΑ	2103213336									
THE CYPRUS INVESTMENT & SECURITIES CORPORATION LTD				a	a					
154, ΛΕΩΦ. ΚΥΡΗΝΕΙΑΣ	0035722121700									
UBS EUROPE SE				a	a					
, OPERNTURM, BOCKENHEIMER LANDSTRASSE 2-4	496921790									
UBS LIMITED					a					
1, FINSBURY AVENUE LONDON	+44 2075687135									

List of Stocks under Market Making operations

Securities	Market Maker	Start Market Making	Stock Category
SPIROY AGRICULTURE SA (CR)			Surveillance
	EUROBANK EQUITIES INVESTMENT FIRM S.A	02/09/2019	
MLS MULTIMEDIA SA (CR)			Suspension Status
	PIRAEUS SECURITIES S. A.	01/08/2019	
ALPHA ETF FTSE Athex Large Cap			Exchange Traded Funds (ETFs)
	ALPHA FINANCE INVESTMENT SERVICES S.A.	02/01/1900	
	NATIONAL SECURITIES S.A.	02/01/1900	
ADMIE (IPTO) HOLDING S.A. (CR)			Main Market
	HELLENIC AMERICAN SECURITIES S.A.	09/03/2020	
	PIRAEUS SECURITIES S. A.	29/06/2017	
AEGEAN AIRLINES (CR)			Main Market
	EUROBANK EQUITIES INVESTMENT FIRM S.A	22/09/2020	
ALPHA SERVICES HOLD (CR)			Main Market
	ALPHA FINANCE INVESTMENT SERVICES S.A.	29/02/2016	
	EUROBANK EQUITIES INVESTMENT FIRM S.A	22/10/2006	
	HELLENIC AMERICAN SECURITIES S.A.	25/07/2014	
	LEON DEPOLAS SECURITIES S.A.	04/01/2016	
	MERIT SECURITIES S.A	03/09/2012	
	NATIONAL SECURITIES S.A.	02/01/1900	
	PIRAEUS SECURITIES S. A.	28/05/2009	
ANDROMEDA SA (CR)			Main Market
	BETA SECURITIES S.A.	15/02/2021	
AS COMPANY SA (CR)			Main Market
	EUROBANK EQUITIES INVESTMENT FIRM S.A	01/04/2019	
ATTICA BANK S.A. (CR)			Main Market
	EUROBANK EQUITIES INVESTMENT FIRM S.A	11/11/2019	
	EUROXX SECURITIES S.A.	22/01/2016	
	PIRAEUS SECURITIES S. A.	20/09/2017	
ATTICA HOLDINGS (CR)			Main Market
	HELLENIC AMERICAN SECURITIES S.A.	28/12/2017	
AUTOHELLAS SA (CR)			Main Market
	ALPHA FINANCE INVESTMENT SERVICES S.A.	01/07/2019	
	EUROXX SECURITIES S.A.	02/07/2018	
AVAX S.A. (CR)			Main Market
	EUROBANK EQUITIES INVESTMENT FIRM S.A	14/12/2015	
	PIRAEUS SECURITIES S. A.	01/02/2021	
AVE (CR)			Main Market
	EUROXX SECURITIES S.A.	05/06/2020	
BRIQ PROPERTIES (CR)			Main Market
	EUROBANK EQUITIES INVESTMENT FIRM S.A	09/09/2019	
	LEON DEPOLAS SECURITIES S.A.	22/02/2021	
BYTE COMPUTER SA (CR)			Main Market
	MERIT SECURITIES S.A	04/08/2008	
CC HBC AG (CR)			Main Market
	BETA SECURITIES S.A.	08/03/2021	
	NATIONAL SECURITIES S.A.	02/01/1900	
	PIRAEUS SECURITIES S. A.	04/05/2015	
CENERGY HOLDINGS (CB)			Main Market
	ALPHA FINANCE INVESTMENT SERVICES S.A.	02/01/2016	
	EUROBANK EQUITIES INVESTMENT FIRM S.A	02/01/2016	
CNL CAPITAL (CR)			Main Market
	MERIT SECURITIES S.A	01/10/2018	
EKTER SA (CR)			Main Market
	EUROBANK EQUITIES INVESTMENT FIRM S.A	16/10/2017	
	LEON DEPOLAS SECURITIES S.A.	21/05/2018	
ELASTRON (CR)			Main Market
	LEON DEPOLAS SECURITIES S.A.	20/02/2017	
ELLAKTOR (CR)			Main Market
	ALPHA FINANCE INVESTMENT SERVICES S.A.	18/03/2019	
	EUROBANK EQUITIES INVESTMENT FIRM S.A	01/06/2012	
	EUROXX SECURITIES S.A.	24/09/2018	
	NATIONAL SECURITIES S.A.	02/01/1900	
	PIRAEUS SECURITIES S. A.	22/10/2018	
ELTON SA (CR)			Main Market
	BETA SECURITIES S.A.	03/09/2012	
	LEON DEPOLAS SECURITIES S.A.	01/04/2019	
ELVALHALCOR (CR)			Main Market
	ALPHA FINANCE INVESTMENT SERVICES S.A.	07/05/2018	
	EUROBANK EQUITIES INVESTMENT FIRM S.A	07/05/2018	

List of Stocks under Market Making operations

Securities	Market Maker	Start Market Making	Stock Category
ELVE SA (CR)			Main Market
	LEON DEPOLAS SECURITIES S.A.	02/11/2020	
ENTERSOFT (CR)			Main Market
	EUROBANK EQUITIES INVESTMENT FIRM S.A	22/06/2020	
EUROBANK HOLDINGS (CR)			Main Market
	ALPHA FINANCE INVESTMENT SERVICES S.A.	09/01/2006	
	EUROBANK EQUITIES INVESTMENT FIRM S.A	01/06/2012	
	HELLENIC AMERICAN SECURITIES S.A.	25/07/2014	
	LEON DEPOLAS SECURITIES S.A.	30/11/2018	
	MERIT SECURITIES S.A	06/11/2017	
	NATIONAL SECURITIES S.A.	02/01/1900	
	PIRAEUS SECURITIES S. A.	28/09/2009	
EUROPEAN RELIANCE INSUR. (CR)			Main Market
	PANTELAKIS SECURITIES S.A.	15/07/2019	
EYDAP S.A. (CR)			Main Market
	ALPHA FINANCE INVESTMENT SERVICES S.A.	27/01/2020	
	EUROBANK EQUITIES INVESTMENT FIRM S.A	10/06/2019	
FOURLIS (CR)			Main Market
	EUROBANK EQUITIES INVESTMENT FIRM S.A	01/12/2016	
	PIRAEUS SECURITIES S. A.	06/03/2017	
GEK TERNA (CR)			Main Market
	BETA SECURITIES S.A.	08/03/2021	
	PIRAEUS SECURITIES S. A.	29/08/2019	
GR. SARANTIS S.A. (CR)			Main Market
	BETA SECURITIES S.A.	14/05/2012	
	EUROBANK EQUITIES INVESTMENT FIRM S.A	24/10/2016	
HELLENIC EXCHANGES-A.S.E. (CR)			Main Market
	HELLENIC AMERICAN SECURITIES S.A.	01/09/2014	
	NATIONAL SECURITIES S.A.	02/01/1900	
	PIRAEUS SECURITIES S. A.	04/05/2015	
HELLENIC PETROLEUM (CR)			Main Market
	HELLENIC AMERICAN SECURITIES S.A.	14/09/2015	
	PIRAEUS SECURITIES S. A.	20/03/2017	
IKTINOS HELLAS SA (CR)			Main Market
	ALPHA FINANCE INVESTMENT SERVICES S.A.	01/04/2019	
	EUROBANK EQUITIES INVESTMENT FIRM S.A	25/02/2019	
	NATIONAL SECURITIES S.A.	02/01/1900	
INTERCONTINENTAL (CR)			Main Market
	LEON DEPOLAS SECURITIES S.A.	03/06/2019	
INTRACOM HOLDINGS (CR)			Main Market
	LEON DEPOLAS SECURITIES S.A.	08/10/2018	
JUMBO SA (CR)			Main Market
	BETA SECURITIES S.A.	01/02/2021	
	EUROBANK EQUITIES INVESTMENT FIRM S.A	25/05/2020	
	MERIT SECURITIES S.A	06/11/2017	
	PIRAEUS SECURITIES S. A.	06/03/2017	
KARAMOLEGOS SA (CR)			Main Market
	EUROXX SECURITIES S.A.	04/10/2019	
KLOUKINAS - LAPPAS SA (CR)			Main Market
	BETA SECURITIES S.A.	22/09/2014	
KRI-KRI S.A. (CR)			Main Market
	EUROBANK EQUITIES INVESTMENT FIRM S.A	07/05/2018	
	LEON DEPOLAS SECURITIES S.A.	16/01/2017	
LAMDA DEVELOPMENT SA (CR)			Main Market
	EUROBANK EQUITIES INVESTMENT FIRM S.A	08/12/2014	
	PANTELAKIS SECURITIES S.A.	06/11/2017	
	PIRAEUS SECURITIES S. A.	29/06/2017	
LAMPSA HOTEL SA (CR)			Main Market
	LEON DEPOLAS SECURITIES S.A.	16/01/2017	
MARFIN INVESTMENT GROUP (CR)			Main Market
	EUROBANK EQUITIES INVESTMENT FIRM S.A	23/03/2015	
	PIRAEUS SECURITIES S. A.	02/02/2009	

List of Stocks under Market Making operations

Securities	Market Maker	Start Market Making	Stock Category
MOTOR OIL (CR)			Main Market
BETA SECURITIES S.A.		08/03/2021	
EUROBANK EQUITIES INVESTMENT FIRM S.A		22/10/2006	
HELLENIC AMERICAN SECURITIES S.A.		01/09/2014	
LEON DEPOLAS SECURITIES S.A.		01/04/2019	
MERIT SECURITIES S.A		25/02/2019	
NATIONAL SECURITIES S.A.		02/01/1900	
PIRAEUS SECURITIES S. A.		04/05/2015	
MYTILINEOS (CR)			Main Market
ALPHA FINANCE INVESTMENT SERVICES S.A.		15/04/2019	
EUROBANK EQUITIES INVESTMENT FIRM S.A		20/09/2017	
MERIT SECURITIES S.A		25/02/2019	
NATIONAL SECURITIES S.A.		02/01/1900	
PIRAEUS SECURITIES S. A.		04/05/2015	
NATIONAL BANK (CR)			Main Market
ALPHA FINANCE INVESTMENT SERVICES S.A.		09/01/2006	
BETA SECURITIES S.A.		01/02/2021	
EUROBANK EQUITIES INVESTMENT FIRM S.A		22/10/2006	
HELLENIC AMERICAN SECURITIES S.A.		25/07/2014	
LEON DEPOLAS SECURITIES S.A.		20/05/2015	
MERIT SECURITIES S.A		03/09/2012	
NATIONAL SECURITIES S.A.		02/01/1900	
PIRAEUS SECURITIES S. A.		08/09/2008	
OPAP (CR)			Main Market
ALPHA FINANCE INVESTMENT SERVICES S.A.		09/01/2006	
EUROBANK EQUITIES INVESTMENT FIRM S.A		22/10/2006	
HELLENIC AMERICAN SECURITIES S.A.		25/07/2014	
MERIT SECURITIES S.A		20/03/2017	
NATIONAL SECURITIES S.A.		02/01/1900	
PIRAEUS SECURITIES S. A.		04/05/2015	
OTE (CR)			Main Market
ALPHA FINANCE INVESTMENT SERVICES S.A.		09/01/2006	
EUROBANK EQUITIES INVESTMENT FIRM S.A		22/10/2006	
HELLENIC AMERICAN SECURITIES S.A.		25/07/2014	
LEON DEPOLAS SECURITIES S.A.		20/04/2015	
MERIT SECURITIES S.A		20/03/2017	
NATIONAL SECURITIES S.A.		02/01/1900	
PIRAEUS SECURITIES S. A.		08/09/2008	
P.P.A. S.A. (CR)			Main Market
EUROBANK EQUITIES INVESTMENT FIRM S.A		06/02/2019	
PAPOUTSANIS (CR)			Main Market
ALPHA FINANCE INVESTMENT SERVICES S.A.		19/11/2018	
BETA SECURITIES S.A.		25/11/2013	
PETROPOULOS PETROS (CR)			Main Market
EUROBANK EQUITIES INVESTMENT FIRM S.A		01/04/2019	
PANTELAKIS SECURITIES S.A.		16/03/2020	
PIRAEUS FINANCIAL HOLD (CR)			Main Market
ALPHA FINANCE INVESTMENT SERVICES S.A.		15/04/2019	
EUROBANK EQUITIES INVESTMENT FIRM S.A		22/10/2006	
EUROXX SECURITIES S.A.		15/02/2016	
HELLENIC AMERICAN SECURITIES S.A.		25/07/2014	
LEON DEPOLAS SECURITIES S.A.		30/11/2018	
MERIT SECURITIES S.A		16/09/2013	
NATIONAL SECURITIES S.A.		02/01/1900	
PIRAEUS SECURITIES S. A.		16/02/2009	
PLAISIO COMPUTERS SA (CR)			Main Market
EUROBANK EQUITIES INVESTMENT FIRM S.A		02/03/2015	
PPC (CR)			Main Market
ALPHA FINANCE INVESTMENT SERVICES S.A.		09/01/2006	
BETA SECURITIES S.A.		01/02/2021	
EUROBANK EQUITIES INVESTMENT FIRM S.A		22/10/2006	
HELLENIC AMERICAN SECURITIES S.A.		01/09/2014	
MERIT SECURITIES S.A		06/11/2017	
NATIONAL SECURITIES S.A.		02/01/1900	
PIRAEUS SECURITIES S. A.		28/09/2009	
PROFILE SA (CR)			Main Market
PANTELAKIS SECURITIES S.A.		01/07/2019	

List of Stocks under Market Making operations

Securities	Market Maker	Start Market Making	Stock Category
QUEST HOLDINGS (CR)			
	BETA SECURITIES S.A.	26/03/2018	Main Market
	EUROBANK EQUITIES INVESTMENT FIRM S.A	28/01/2019	
TERNA ENERGY (CR)			
	BETA SECURITIES S.A.	08/03/2021	Main Market
	PIRAEUS SECURITIES S. A.	09/12/2019	
THRACE PLASTICS SA (CR)			
	ALPHA FINANCE INVESTMENT SERVICES S.A.	26/03/2018	Main Market
	EUROBANK EQUITIES INVESTMENT FIRM S.A	26/03/2018	
TITAN CEMENT (CB)			
	BETA SECURITIES S.A.	01/02/2021	Main Market
	EUROBANK EQUITIES INVESTMENT FIRM S.A	06/11/2019	
	PIRAEUS SECURITIES S. A.	18/01/2021	
UNIBIOS (CR)			
	LEON DEPOLAS SECURITIES S.A.	01/02/2021	Main Market
VIOHALCO SA/NV (CB)			
	ALPHA FINANCE INVESTMENT SERVICES S.A.	11/03/2008	Main Market
	EUROBANK EQUITIES INVESTMENT FIRM S.A	04/03/2014	
	MERIT SECURITIES S.A	17/03/2014	

Underlying Asset				Derivatives Market													
Price max	Price min	Closing price	change	Delivery Month	Open price	Price max	Price min	Last price	Closing price	Last Bid	Last Ask	Fixing price*	Life high	Life low	Trades	Volume	Open Interest
FTSE/Athex Large Cap (Trade Unit: 1 Index Point x 2€, Cash Settlement)																	
2,180.59	2,129.26	2,134.27	-2.12%	May 2021	2,179.00	2,179.00	2,123.25	2,125.00	2,125.00	---	---		2,262.00	---	319	2,409	6,272
				June 2021	2,164.00	2,170.50	2,123.25	2,126.00	2,126.00	---	---		2,239.00	---	200	1,789	1,073
				July 2021	2,139.00	2,148.25	2,115.00	2,115.00	2,115.00	---	---		2,205.25	---	6	77	71
				September 2021	---	---	---	---	2,195.25	---	---		---	---	---	---	---
				December 2021	---	---	---	---	2,206.50	---	---		---	---	---	---	---
				March 2022	---	---	---	---	2,217.50	---	---		---	---	---	---	---

Derivatives notes

Fixing prices and final open positions can be retrieved from the following path <http://www.helex.gr/el/web/guest/statistics-end-of-day-derivatives>

Underlying Asset				Derivatives Market													
Price max	Price min	Closing price	change	Delivery Month	Open price	Price max	Price min	Last price	Closing price	Last Bid	Last Ask	Fixing price*	Life high	Life low	Trades	Volume	Open Interest
ADMIE (IPTO) HOLDING S.A. (CR)				(Contract Size: 100 Securities, Physical Delivery)													
2.68	2.63	2.63	-1.50%	June 2021	2.64	2.68	2.63	2.65	2.65	---	---	---	2.90	---	33	294	7,767
				September 2021	2.59	2.59	2.59	2.59	2.59	---	---	---	2.59	---	1	2	---
				December 2021	---	---	---	---	2.70	---	---	---	---	---	---	---	---
				March 2022	---	---	---	---	2.72	---	---	---	---	---	---	---	---
ALPHA SERVICES HOLD (CR)				(Contract Size: 100 Securities, Physical Delivery)													
1.297	1.25	1.26	-3.41%	June 2021	1.28	1.30	1.25	1.25	1.25	---	---	---	1.39	---	510	35,907	94,683
				September 2021	1.27	1.27	1.26	1.26	1.26	---	---	---	1.35	---	3	12	285
				December 2021	---	---	---	---	1.32	---	---	---	---	---	---	---	---
				March 2022	---	---	---	---	1.33	---	---	---	---	---	---	---	---
ATTICA BANK S.A. (CR)				(Contract Size: 100 Securities, Physical Delivery)													
0.1502	0.1384	0.144	-0.69%	June 2021	---	---	---	---	0.145	---	---	---	0.282	---	---	---	481
				September 2021	---	---	---	---	0.146	---	---	---	0.225	---	---	---	22
				December 2021	---	---	---	---	0.147	---	---	---	---	---	---	---	---
				March 2022	---	---	---	---	0.147	---	---	---	---	---	---	---	---
CC HBC AG (CR)				(Contract Size: 100 Securities, Physical Delivery)													
29.5	28.9	28.95	-1.16%	June 2021	28.86	28.86	28.80	28.83	28.83	---	---	---	29.68	---	3	15	81
				September 2021	---	---	---	---	29.49	---	---	---	---	---	---	---	---
				December 2021	---	---	---	---	29.64	---	---	---	---	---	---	---	---
				March 2022	---	---	---	---	29.78	---	---	---	---	---	---	---	---
CENERGY HOLDINGS (CB)				(Contract Size: 100 Securities, Physical Delivery)													
2.78	2.685	2.72	-2.68%	June 2021	2.76	2.77	2.69	2.69	2.69	---	---	---	2.91	---	40	289	9,000
				September 2021	---	---	---	---	2.81	---	---	---	2.86	---	---	---	15
				December 2021	---	---	---	---	2.83	---	---	---	---	---	---	---	---
				March 2022	---	---	---	---	2.84	---	---	---	---	---	---	---	---
ELLAKTOR (CR)				(Contract Size: 100 Securities, Physical Delivery)													
1.365	1.315	1.33	-2.13%	June 2021	1.35	1.35	1.31	1.32	1.32	---	---	---	1.68	---	33	266	6,349
				September 2021	---	---	---	---	1.37	---	---	---	1.40	---	---	---	---
				December 2021	---	---	---	---	1.38	---	---	---	---	---	---	---	---
				March 2022	---	---	---	---	1.38	---	---	---	---	---	---	---	---
EUROBANK HOLDINGS (CR)				(Contract Size: 100 Securities, Physical Delivery)													
0.793	0.765	0.77	-2.09%	June 2021	0.780	0.795	0.763	0.770	0.770	---	---	---	0.861	---	190	4,819	73,468
				September 2021	---	---	---	---	0.792	---	---	---	0.790	---	---	---	80
				December 2021	---	---	---	---	0.796	---	---	---	---	---	---	---	---
				March 2022	---	---	---	---	0.800	---	---	---	---	---	---	---	---

Derivatives notes

Fixing prices and final open positions can be retrieved from the following path <http://www.helex.gr/el/web/guest/statistics-end-of-day-derivatives>

Underlying Asset				Derivatives Market													
Price max	Price min	Closing price	change	Delivery Month	Open price	Price max	Price min	Last price	Closing price	Last Bid	Last Ask	Fixing price*	Life high	Life low	Trades	Volume	Open Interest
EYDAP S.A. (CR)				(Contract Size: 100 Securities, Physical Delivery)													
8.83	8.45	8.47	-4.29%	June 2021	8.73	8.79	8.44	8.44	8.44	---	---	---	9.27	---	17	74	1,936
				September 2021	---	---	---	---	8.91	---	---	---	8.76	---	---	---	143
				December 2021	---	---	---	---	8.95	---	---	---	---	---	---	---	---
				March 2022	---	---	---	---	9.00	---	---	---	---	---	---	---	---
FOURLIS (CR)				(Contract Size: 100 Securities, Physical Delivery)													
4.45	4.33	4.39	-1.35%	June 2021	4.42	4.45	4.35	4.35	4.35	---	---	---	4.76	---	15	38	1,161
				September 2021	---	---	---	---	4.48	---	---	---	---	---	---	---	---
				December 2021	---	---	---	---	4.50	---	---	---	---	---	---	---	---
				March 2022	---	---	---	---	4.53	---	---	---	---	---	---	---	---
GEK TERNA (CR)				(Contract Size: 100 Securities, Physical Delivery)													
9.82	9.64	9.77	-1.11%	June 2021	9.80	9.83	9.66	9.76	9.76	---	---	---	10.57	---	79	399	9,821
				September 2021	---	---	---	---	9.95	---	---	---	---	---	---	---	---
				December 2021	---	---	---	---	10.00	---	---	---	---	---	---	---	---
				March 2022	---	---	---	---	10.05	---	---	---	---	---	---	---	---
HELLENIC EXCHANGES-A.S.E. (CR)				(Contract Size: 100 Securities, Physical Delivery)													
4.31	4.085	4.15	-3.71%	June 2021	4.15	4.17	4.03	4.05	4.05	---	---	---	4.31	---	82	420	3,258
				September 2021	---	---	---	---	4.34	---	---	---	---	---	---	---	---
				December 2021	---	---	---	---	4.36	---	---	---	---	---	---	---	---
				March 2022	---	---	---	---	4.38	---	---	---	---	---	---	---	---
HELLENIC PETROLEUM (CR)				(Contract Size: 100 Securities, Physical Delivery)													
6.34	6.11	6.13	-2.85%	June 2021	6.24	6.28	6.13	6.13	6.13	---	---	---	6.49	---	38	247	2,669
				September 2021	---	---	---	---	6.35	---	---	---	---	---	---	---	---
				December 2021	---	---	---	---	6.38	---	---	---	---	---	---	---	---
				March 2022	---	---	---	---	6.42	---	---	---	---	---	---	---	---
INTRACOM HOLDINGS (CR)				(Contract Size: 100 Securities, Physical Delivery)													
1.48	1.408	1.408	-4.48%	June 2021	1.45	1.46	1.42	1.42	1.42	---	---	---	1.56	---	55	232	4,022
				September 2021	---	---	---	---	1.48	---	---	---	1.39	---	---	---	150
				December 2021	---	---	---	---	1.49	---	---	---	---	---	---	---	---
				March 2022	---	---	---	---	1.50	---	---	---	---	---	---	---	---
JUMBO SA (CR)				(Contract Size: 100 Securities, Physical Delivery)													
16.17	15.82	15.9	-1.91%	June 2021	16.00	16.10	15.70	15.85	15.85	---	---	---	16.90	---	91	139	1,166
				September 2021	---	---	---	---	16.32	---	---	---	---	---	---	---	---
				December 2021	---	---	---	---	16.40	---	---	---	---	---	---	---	---
				March 2022	---	---	---	---	16.48	---	---	---	---	---	---	---	---

Derivatives notes

Fixing prices and final open positions can be retrieved from the following path <http://www.helex.gr/el/web/guest/statistics-end-of-day-derivatives>

Underlying Asset				Derivatives Market													
Price max	Price min	Closing price	change	Delivery Month	Open price	Price max	Price min	Last price	Closing price	Last Bid	Last Ask	Fixing price*	Life high	Life low	Trades	Volume	Open Interest
LAMDA DEVELOPMENT SA (CR)				(Contract Size: 100 Securities, Physical Delivery)													
7.52	7.325	7.325	-2.72%	June 2021	7.53	7.54	7.33	7.33	7.33	---	---	---	7.85	---	49	188	5,060
				September 2021	---	---	---	---	7.58	---	---	---	---	---	---	---	---
				December 2021	---	---	---	---	7.62	---	---	---	---	---	---	---	---
				March 2022	---	---	---	---	7.66	---	---	---	---	---	---	---	---
MARFIN INVESTMENT GROUP (CR)				(Contract Size: 100 Securities, Physical Delivery)													
0.0275	0.026	0.0262	-2.60%	June 2021	0.027	0.029	0.026	0.026	0.026	---	---	---	0.037	---	13	376	45,235
				September 2021	---	---	---	---	0.027	---	---	---	---	---	---	---	---
				December 2021	---	---	---	---	0.027	---	---	---	---	---	---	---	---
				March 2022	---	---	---	---	0.027	---	---	---	---	---	---	---	---
MOTOR OIL (CR)				(Contract Size: 100 Securities, Physical Delivery)													
13.68	13.11	13.21	-3.65%	June 2021	13.55	13.61	13.13	13.20	13.20	---	---	---	14.12	---	73	375	3,420
				September 2021	13.21	13.21	13.21	13.21	13.21	---	---	---	14.40	---	1	3	100
				December 2021	---	---	---	---	13.87	---	---	---	---	---	---	---	---
				March 2022	---	---	---	---	13.94	---	---	---	---	---	---	---	---
MYTILINEOS (CR)				(Contract Size: 100 Securities, Physical Delivery)													
15.08	14.6	14.65	-2.33%	June 2021	14.89	15.03	14.62	14.71	14.71	---	---	---	15.87	---	95	437	5,843
				September 2021	14.84	14.84	14.84	14.84	14.84	---	---	---	15.68	---	1	5	325
				December 2021	---	---	---	---	15.18	---	---	---	---	---	---	---	---
				March 2022	---	---	---	---	15.25	---	---	---	---	---	---	---	---
NATIONAL BANK (CR)				(Contract Size: 100 Securities, Physical Delivery)													
2.512	2.38	2.399	-4.42%	June 2021	2.48	2.51	2.39	2.40	2.40	---	---	---	2.78	---	338	8,955	51,146
				September 2021	2.42	2.42	2.42	2.42	2.42	---	---	---	2.55	---	2	50	193
				December 2021	---	---	---	---	2.54	---	---	---	---	---	---	---	---
				March 2022	---	---	---	---	2.55	---	---	---	---	---	---	---	---
OPAP (CR)				(Contract Size: 100 Securities, Physical Delivery)													
12.27	12.02	12.06	0.00%	June 2021	12.10	12.26	12.00	12.00	12.00	---	---	---	12.77	---	51	181	2,062
				September 2021	---	---	---	---	12.14	---	---	---	12.22	---	---	---	50
				December 2021	---	---	---	---	12.20	---	---	---	---	---	---	---	---
				March 2022	---	---	---	---	12.26	---	---	---	---	---	---	---	---
OTE (CR)				(Contract Size: 100 Securities, Physical Delivery)													
14.46	14.2	14.2	-2.74%	June 2021	14.56	14.56	14.21	14.24	14.24	---	---	---	14.94	---	93	377	4,529
				September 2021	13.92	13.92	13.92	13.92	13.92	---	---	---	13.92	---	1	1	---
				December 2021	---	---	---	---	14.77	---	---	---	---	---	---	---	---
				March 2022	---	---	---	---	14.85	---	---	---	---	---	---	---	---

Derivatives notes

Fixing prices and final open positions can be retrieved from the following path <http://www.helex.gr/el/web/guest/statistics-end-of-day-derivatives>

Underlying Asset				Derivatives Market													
Price max	Price min	Closing price	change	Delivery Month	Open price	Price max	Price min	Last price	Closing price	Last Bid	Last Ask	Fixing price*	Life high	Life low	Trades	Volume	Open Interest
P.P.A. S.A. (CR)				(Contract Size: 100 Securities, Physical Delivery)													
20.8	20.1	20.45	0.00%	June 2021	20.51	20.55	20.40	20.55	20.55	---	---	---	22.29	---	5	13	274
				September 2021	---	---	---	---	20.59	---	---	---	21.43	---	---	---	13
				December 2021	---	---	---	---	20.69	---	---	---	---	---	---	---	---
				March 2022	---	---	---	---	20.80	---	---	---	---	---	---	---	---
PIRAEUS FINANCIAL HOLD (CR)				(Contract Size: 6 Securities, Physical Delivery)													
1.598	1.564	1.57	-2.48%	June 2021	1.60	1.60	1.56	1.57	1.57	---	---	---	3.12	---	186	26,267	415,905
				September 2021	1.60	1.61	1.53	1.61	1.61	---	---	---	1.77	---	7	220	1,016
				December 2021	---	---	---	---	1.63	---	---	---	1.79	---	---	---	23
				March 2022	---	---	---	---	1.64	---	---	---	---	---	---	---	---
PPC (CR)				(Contract Size: 100 Securities, Physical Delivery)													
8.905	8.615	8.72	-3.33%	June 2021	8.89	8.91	8.62	8.72	8.72	---	---	---	9.93	---	167	909	20,906
				September 2021	8.90	8.90	8.77	8.77	8.77	---	---	---	9.47	---	5	18	151
				December 2021	---	---	---	---	9.13	---	---	---	---	---	---	---	---
				March 2022	---	---	---	---	9.17	---	---	---	---	---	---	---	---
TERNA ENERGY (CR)				(Contract Size: 100 Securities, Physical Delivery)													
12.34	12.16	12.26	0.16%	June 2021	12.25	12.31	12.24	12.26	12.26	---	---	---	13.44	---	34	137	2,617
				September 2021	---	---	---	---	12.32	---	---	---	12.85	---	---	---	100
				December 2021	---	---	---	---	12.38	---	---	---	---	---	---	---	---
				March 2022	---	---	---	---	12.45	---	---	---	---	---	---	---	---
TITAN CEMENT (CB)				(Contract Size: 102 Securities, Physical Delivery)													
17.46	17.2	17.38	0.35%	June 2021	17.40	17.40	17.28	17.29	17.29	---	---	---	17.46	---	7	16	767
				September 2021	---	---	---	---	17.44	---	---	---	17.36	---	---	---	64
				December 2021	---	---	---	---	17.52	---	---	---	---	---	---	---	---
				March 2022	---	---	---	---	17.61	---	---	---	---	---	---	---	---
VIOHALCO SA/NV (CB)				(Contract Size: 100 Securities, Physical Delivery)													
4.89	4.64	4.695	-3.10%	June 2021	4.82	4.82	4.67	4.68	4.68	---	---	---	5.26	---	36	68	7,011
				September 2021	---	---	---	---	4.88	---	---	---	---	---	---	---	---
				December 2021	---	---	---	---	4.90	---	---	---	---	---	---	---	---
				March 2022	---	---	---	---	4.93	---	---	---	---	---	---	---	---

Derivatives notes

Fixing prices and final open positions can be retrieved from the following path <http://www.helex.gr/el/web/guest/statistics-end-of-day-derivatives>

FTSE/Athex Large Cap

(Trade Unit: 1 Index Point x 2€ - Exercise Style: European, Cash Settlement)

Call Options														Put Options																			
Exercise Price	May 2021							June 2021							Other Months		May 2021							June 2021							Other Months		Exercise Price
	Open price	Price max	Price min	Last price	Closing price	Volume	Open Interest	Open price	Price max	Price min	Last price	Closing price	Volume	Open Interest	Volume	Open Interest	Open price	Price max	Price min	Last price	Closing price	Volume	Open Interest	Open price	Price max	Price min	Last price	Closing price	Volume	Open Interest	Volume	Open Interest	
1,200	-	-	-	-	-	-	-	0.00	0.00	0.00	-	990.00	-	-	-	-	-	-	-	-	-	-	-	-	-	-	-	-	-	-	-	-	1,200
1,225	-	-	-	-	-	-	-	0.00	0.00	0.00	-	965.00	-	-	-	-	-	-	-	-	-	-	-	-	-	-	-	-	-	-	-	-	1,225
1,250	-	-	-	-	-	-	-	0.00	0.00	0.00	-	940.00	-	-	-	-	-	-	-	-	-	-	-	-	-	-	-	-	-	-	-	-	1,250
1,275	-	-	-	-	-	-	-	0.00	0.00	0.00	-	915.00	-	-	-	-	-	-	-	-	-	-	-	-	-	-	-	-	-	-	-	-	1,275
1,300	-	-	-	-	-	-	-	0.00	0.00	0.00	-	890.00	-	-	-	-	-	-	-	-	-	-	-	-	-	-	-	-	-	-	-	-	1,300
1,325	-	-	-	-	-	-	-	0.00	0.00	0.00	-	866.00	-	-	-	-	-	-	-	-	-	-	-	-	-	-	-	-	-	-	-	-	1,325
1,350	-	-	-	-	-	-	-	0.00	0.00	0.00	-	841.00	-	-	-	-	-	-	-	-	-	-	-	-	-	-	-	-	-	-	-	-	1,350
1,375	-	-	-	-	-	-	-	0.00	0.00	0.00	-	816.00	-	-	-	-	-	-	-	-	-	-	-	-	-	-	-	-	-	-	-	-	1,375
1,400	-	-	-	-	-	-	-	0.00	0.00	0.00	-	791.00	-	-	-	-	-	-	-	-	-	-	-	-	-	-	-	-	-	-	-	-	1,400
1,425	-	-	-	-	-	-	-	0.00	0.00	0.00	-	766.00	-	-	-	-	-	-	-	-	-	-	-	-	-	-	-	-	-	-	-	-	1,425
1,450	-	-	-	-	-	-	-	0.00	0.00	0.00	-	741.00	-	-	-	-	-	-	-	-	-	-	-	-	-	-	-	-	-	-	-	-	1,450
1,475	-	-	-	-	-	-	-	0.00	0.00	0.00	-	716.00	-	-	-	-	-	-	-	-	-	-	-	-	-	-	-	-	-	-	-	-	1,475
1,500	-	-	-	-	-	-	-	0.00	0.00	0.00	-	691.00	-	-	-	-	-	-	-	-	-	-	-	-	-	-	-	-	-	-	-	-	1,500
1,525	-	-	-	-	-	-	-	0.00	0.00	0.00	-	666.00	-	-	-	-	-	-	-	-	-	-	-	-	-	-	-	-	-	-	-	-	1,525
1,550	-	-	-	-	-	-	-	0.00	0.00	0.00	-	641.00	-	-	-	-	-	-	-	-	-	-	-	-	-	-	-	-	-	-	-	-	1,550
1,575	-	-	-	-	-	-	-	0.00	0.00	0.00	-	616.00	-	-	-	-	-	-	-	-	-	-	-	-	-	-	-	-	-	-	-	-	1,575
1,600	-	-	-	-	-	-	-	0.00	0.00	0.00	-	591.00	-	-	-	-	-	-	-	-	-	-	-	-	-	-	-	-	-	-	-	-	1,600
1,625	-	-	-	-	-	-	-	0.00	0.00	0.00	-	566.00	-	-	-	-	-	-	-	-	-	-	-	-	-	-	-	-	-	-	-	-	1,625
1,650	-	-	-	-	-	-	-	0.00	0.00	0.00	-	541.00	-	-	-	-	-	-	-	-	-	-	-	-	-	-	-	-	-	-	-	-	1,650
1,675	-	-	-	-	-	-	-	0.00	0.00	0.00	-	516.00	-	-	-	-	-	-	-	-	-	-	-	-	-	-	-	-	-	-	-	-	1,675
1,700	0.00	0.00	0.00	-	491.00	-	-	0.00	0.00	0.00	-	491.00	-	-	-	0.00	0.00	0.00	-	0.01	-	-	0.00	0.00	0.00	-	0.01	-	-	-	-	1,700	
1,725	0.00	0.00	0.00	-	466.00	-	-	0.00	0.00	0.00	-	466.00	-	-	-	0.00	0.00	0.00	-	0.01	-	-	0.00	0.00	0.00	-	0.01	-	-	-	-	1,725	
1,750	0.00	0.00	0.00	-	441.00	-	-	0.00	0.00	0.00	-	441.00	-	-	-	0.00	0.00	0.00	-	0.01	-	-	0.00	0.00	0.00	-	0.01	-	-	-	-	1,750	
1,775	0.00	0.00	0.00	-	416.00	-	-	0.00	0.00	0.00	-	416.00	-	-	-	0.00	0.00	0.00	-	0.01	-	-	0.00	0.00	0.00	-	0.01	-	-	-	-	1,775	
1,800	0.00	0.00	0.00	-	391.00	-	-	0.00	0.00	0.00	-	391.00	-	-	-	0.00	0.00	0.00	-	0.02	-	-	0.00	0.00	0.00	-	0.01	-	-	-	-	1,800	
1,825	0.00	0.00	0.00	-	366.00	-	-	0.00	0.00	0.00	-	366.00	-	-	-	0.00	0.00	0.00	-	0.01	-	-	0.00	0.00	0.00	-	0.02	-	-	-	-	1,825	
1,850	0.00	0.00	0.00	-	341.00	-	-	0.00	0.00	0.00	-	341.00	-	-	-	0.00	0.00	0.00	-	0.01	-	2	0.00	0.00	0.00	-	0.05	-	-	-	-	1,850	
1,875	0.00	0.00	0.00	-	316.00	-	-	0.00	0.00	0.00	-	317.00	-	-	-	0.00	0.00	0.00	-	0.01	-	3	0.00	0.00	0.00	-	0.12	-	-	-	-	1,875	
1,900	0.00	0.00	0.00	-	291.00	-	-	0.00	0.00	0.00	-	292.00	-	-	-	0.00	0.00	0.00	-	0.01	-	1	0.00	0.00	0.00	-	0.25	-	-	-	-	1,900	
1,925	0.00	0.00	0.00	-	266.00	-	40	0.00	0.00	0.00	-	267.00	-	-	-	0.00	0.00	0.00	-	0.01	-	2	0.00	0.00	0.00	-	0.50	-	-	-	-	1,925	
1,950	0.00	0.00	0.00	-	241.00	-	-	0.00	0.00	0.00	-	243.00	-	-	-	0.00	0.00	0.00	-	0.01	-	-	0.00	0.00	0.00	-	0.94	-	-	-	-	1,950	
1,975	0.00	0.00	0.00	-	216.00	-	20	0.00	0.00	0.00	-	218.00	-	-	-	0.00	0.00	0.00	-	0.01	-	1	0.00	0.00	0.00	-	1.70	-	-	-	-	1,975	
2,000	0.00	0.00	0.00	-	191.00	-	80	0.00	0.00	0.00	-	195.00	-	-	-	0.00	0.00	0.00	-	0.01	-	120	0.00	0.00	0.00	-	2.90	-	5	-	-	2,000	
2,050	0.00	0.00	0.00	-	141.00	-	39	0.00	0.00	0.00	-	149.00	-	-	-	0.00	0.00	0.00	-	0.01	-	227	0.00	0.00	0.00	-	7.40	-	3	-	-	2,050	
2,100	0.00	0.00	0.00	-	91.50	-	142	0.00	0.00	0.00	-	108.00	-	43	-	5.50	0.00	5.50	5.50	5.50	5.50	5	141	32.00	32.50	29.25	31.00	31.00	142	56	-	-	2,100
2,150	23.00	23.00	23.00	23.00	23.00	20	71	45.00	45.00	45.00	45.00	45.00	1	4	-	6.00	23.00	6.00	6.00	6.00	6.00	4	102	44.00	44.00	44.00	44.00	44.00	5	122	-	-	2,150

FTSE/Athex Large Cap

(Trade Unit: 1 Index Point x 2€ - Exercise Style: European, Cash Settlement)

Call Options															Put Options																		
Exercise Price	May 2021							June 2021							Other Months		May 2021							June 2021							Other Months		Exercise Price
	Open price	Price max	Price min	Last price	Closing price	Volume	Open Interest	Open price	Price max	Price min	Last price	Closing price	Volume	Open Interest	Volume	Open Interest	Open price	Price max	Price min	Last price	Closing price	Volume	Open Interest	Open price	Price max	Price min	Last price	Closing price	Volume	Open Interest	Volume	Open Interest	
2,200	0.00	0.00	0.00	-	13.00	-	125	31.00	34.00	25.00	25.00	25.00	13	55			0.00	0.00	0.00	-	21.50	-	200	0.00	0.00	0.00	-	54.50	-	102			2,200
2,250	0.00	0.00	0.00	-	1.80	-	142	18.00	18.00	18.00	18.00	18.00	1	35			0.00	0.00	0.00	-	60.00	-	3	0.00	0.00	0.00	-	85.00	-	22			2,250
2,300	0.00	0.00	0.00	-	0.09	-	-	0.00	0.00	0.00	-	14.75	-	100			0.00	0.00	0.00	-	109.00	-	-	0.00	0.00	0.00	-	122.00	-	80			2,300
2,350	0.00	0.00	0.00	-	0.02	-	-	0.00	0.00	0.00	-	7.20	-	-			0.00	0.00	0.00	-	158.00	-	-	0.00	0.00	0.00	-	165.00	-	-			2,350
2,400	0.00	0.00	0.00	-	0.03	-	-	0.00	0.00	0.00	-	3.30	-	-			0.00	0.00	0.00	-	208.00	-	-	0.00	0.00	0.00	-	211.00	-	-			2,400
2,450	0.00	0.00	0.00	-	0.01	-	-	0.00	0.00	0.00	-	1.40	-	-			0.00	0.00	0.00	-	258.00	-	-	0.00	0.00	0.00	-	259.00	-	-			2,450
Totals:						20	659						15	237	0	0						9	802					147	390	0	0		
Number of Trades:							1							6	0								3					10	0				

ALPHA SERVICES HOLD (CR)

(Contract Size: 100 Securities, Exercise Style: American, Physical Delivery)

Call Options														Put Options																		
Exercise Price	May 2021						June 2021						Other Months		May 2021						June 2021						Other Months		Exercise Price			
	Open price	Price max	Price min	Last price	Closing price	Volume	Open Interest	Open price	Price max	Price min	Last price	Closing price	Volume	Open Interest	Volume	Open Interest	Open price	Price max	Price min	Last price	Closing price	Volume	Open Interest	Open price	Price max	Price min	Last price	Closing price		Volume	Open Interest	Volume
0.150						-	-	0.000	0.000	0.000	1.15	-	-			0.000	0.000	0.000	0.002	-	-			0.000	0.000	0.000	0.002	-	-			0.002
0.200						-	-	0.000	0.000	0.000	1.10	-	-			0.000	0.000	0.000	0.001	-	-			0.000	0.000	0.000	0.001	-	-			0.002
0.250						-	-	0.000	0.000	0.000	1.05	-	-			0.000	0.000	0.000	0.002	-	-			0.000	0.000	0.000	0.002	-	-			0.003
0.300						-	-	0.000	0.000	0.000	1.00	-	-			0.000	0.000	0.000	0.001	-	-			0.000	0.000	0.000	0.001	-	-			0.003
0.350						-	-	0.000	0.000	0.000	0.951	-	-			0.000	0.000	0.000	0.002	-	-			0.000	0.000	0.000	0.002	-	-			0.004
0.400						-	-	0.000	0.000	0.000	0.901	-	-			0.000	0.000	0.000	0.004	-	-			0.000	0.000	0.000	0.004	-	-			0.004
0.450						-	-	0.000	0.000	0.000	0.851	-	-			0.000	0.000	0.000	0.001	-	-			0.000	0.000	0.000	0.001	-	-			0.005
0.500	0.000	0.000	0.000		0.800	-	-	0.000	0.000	0.000	0.801	-	-			0.000	0.000	0.000	0.001	-	-			0.000	0.000	0.000	0.001	-	-			0.005
0.550	0.000	0.000	0.000		0.750	-	-	0.000	0.000	0.000	0.751	-	-			0.000	0.000	0.000	0.001	-	-			0.000	0.000	0.000	0.001	-	-			0.006
0.600	0.000	0.000	0.000		0.700	-	-	0.000	0.000	0.000	0.701	-	-			0.000	0.000	0.000	0.002	-	-			0.000	0.000	0.000	0.002	-	-			0.006
0.650	0.000	0.000	0.000		0.650	-	-	0.000	0.000	0.000	0.651	-	-			0.000	0.000	0.000	0.001	-	-			0.000	0.000	0.000	0.001	-	-			0.007
0.700	0.000	0.000	0.000		0.600	-	-	0.000	0.000	0.000	0.601	-	-			0.000	0.000	0.000	0.001	-	-			0.000	0.000	0.000	0.001	-	-			0.007
0.750	0.000	0.000	0.000		0.550	-	-	0.000	0.000	0.000	0.551	-	-			0.000	0.000	0.000	0.001	-	-			0.000	0.000	0.000	0.001	-	-			0.008
0.800	0.000	0.000	0.000		0.500	-	-	0.000	0.000	0.000	0.501	-	-			0.000	0.000	0.000	0.001	-	-			0.000	0.000	0.000	0.001	-	-			0.008
0.850	0.000	0.000	0.000		0.450	-	-	0.000	0.000	0.000	0.452	-	-			0.000	0.000	0.000	0.002	-	-			0.000	0.000	0.000	0.001	-	-			0.009
0.900	0.000	0.000	0.000		0.400	-	-	0.000	0.000	0.000	0.402	-	-			0.000	0.000	0.000	0.001	-	-			0.000	0.000	0.000	0.001	-	-			0.009
0.950	0.000	0.000	0.000		0.350	-	-	0.000	0.000	0.000	0.354	-	-			0.000	0.000	0.000	0.001	-	-			0.000	0.000	0.000	0.002	-	-			0.010
1.000	0.000	0.000	0.000		0.300	-	-	0.000	0.000	0.000	0.306	-	-			0.000	0.000	0.000	0.001	-	-			0.000	0.000	0.000	0.004	-	-			0.010
1.100	0.000	0.000	0.000		0.201	-	100	0.000	0.000	0.000	0.218	-	-			0.000	0.000	0.000	0.001	-	-			0.000	0.000	0.000	0.016	-	-			0.011
1.200	0.000	0.000	0.000		0.107	-	-	0.000	0.000	0.000	0.143	-	-			0.000	0.000	0.000	0.007	-	-			0.000	0.000	0.000	0.041	-	-			0.012
1.300	0.000	0.000	0.000		0.039	-	4	0.000	0.000	0.000	0.086	-	10			0.000	0.000	0.000	0.039	-	-			0.000	0.000	0.000	0.084	-	-			0.013
1.400	0.000	0.000	0.000		0.009	-	-	0.000	0.000	0.000	0.049	-	-			0.000	0.000	0.000	0.109	-	-			0.000	0.000	0.000	0.146	-	-			0.014
1.500	0.000	0.000	0.000		0.001	-	-	0.000	0.000	0.000	0.025	-	-			0.000	0.000	0.000	0.201	-	-			0.000	0.000	0.000	0.223	-	-			0.015
1.600	0.000	0.000	0.000		0.002	-	-	0.000	0.000	0.000	0.012	-	-			0.000	0.000	0.000	0.300	-	-			0.000	0.000	0.000	0.310	-	-			0.016
1.700	0.000	0.000	0.000		0.001	-	-	0.000	0.000	0.000	0.005	-	-			0.000	0.000	0.000	0.400	-	-			0.000	0.000	0.000	0.404	-	-			0.017
1.800	0.000	0.000	0.000		0.001	-	-	0.000	0.000	0.000	0.002	-	-			0.000	0.000	0.000	0.500	-	-			0.000	0.000	0.000	0.501	-	-			0.018
Totals:						0	104					0	10	0	0					0	0						0	0	0	0		
Number of Trades:						0						0		0						0.00							0		0			

NATIONAL BANK (CR)

(Contract Size: 100 Securities, Exercise Style: American, Physical Delivery)

Call Options														Put Options																				
May 2021							June 2021							Other Months		May 2021							June 2021							Other Months		Exercise Price		
Open price	Price max	Price min	Last price	Closing price	Volume	Open Interest	Open price	Price max	Price min	Last price	Closing price	Volume	Open Interest	Volume	Open Interest	Open price	Price max	Price min	Last price	Closing price	Volume	Open Interest	Open price	Price max	Price min	Last price	Closing price	Volume	Open Interest	Volume	Open Interest			
0.650					-	-	0.000	0.000	0.000	1.86	-	-				0.000	0.000	0.000	0.001	-	-											0.007		
0.700					-	-	0.000	0.000	0.000	1.81	-	-				0.000	0.000	0.000	0.001	-	-											0.007		
0.750					-	-	0.000	0.000	0.000	1.76	-	-				0.000	0.000	0.000	0.001	-	-											0.008		
0.800					-	-	0.000	0.000	0.000	1.71	-	-				0.000	0.000	0.000	0.001	-	-											0.008		
0.850					-	-	0.000	0.000	0.000	1.66	-	-				0.000	0.000	0.000	0.001	-	-											0.009		
0.900					-	-	0.000	0.000	0.000	1.61	-	-				0.000	0.000	0.000	0.001	-	-											0.009		
0.950					-	-	0.000	0.000	0.000	1.56	-	-				0.000	0.000	0.000	0.001	-	-											0.010		
1.000					-	-	0.000	0.000	0.000	1.51	-	-				0.000	0.000	0.000	0.001	-	-											0.010		
1.100					-	-	0.000	0.000	0.000	1.41	-	-				0.000	0.000	0.000	0.001	-	-											0.011		
1.200					-	-	0.000	0.000	0.000	1.31	-	-				0.000	0.000	0.000	0.001	-	-											0.012		
1.300					-	-	0.000	0.000	0.000	1.21	-	-				0.000	0.000	0.000	0.001	-	-											0.013		
1.400					-	-	0.000	0.000	0.000	1.11	-	-				0.000	0.000	0.000	0.001	-	-											0.014		
1.500	0.000	0.000	0.000		1.01	-	-	0.000	0.000	0.000	1.01	-	-			0.000	0.000	0.000	0.001	-	-			0.000	0.000	0.000	0.001	-	-			0.015		
1.600	0.000	0.000	0.000		0.910	-	-	0.000	0.000	0.000	0.913	-	-			0.000	0.000	0.000	0.001	-	-			0.000	0.000	0.000	0.001	-	-			0.016		
1.700	0.000	0.000	0.000		0.810	-	-	0.000	0.000	0.000	0.814	-	-			0.000	0.000	0.000	0.001	-	-			0.000	0.000	0.000	0.001	-	-			0.017		
1.800	0.000	0.000	0.000		0.710	-	-	0.000	0.000	0.000	0.716	-	-			0.000	0.000	0.000	0.001	-	-			0.000	0.000	0.000	0.003	-	-			0.018		
1.900	0.000	0.000	0.000		0.610	-	-	0.000	0.000	0.000	0.620	-	-			0.000	0.000	0.000	0.001	-	-			0.000	0.000	0.000	0.007	-	-			0.019		
2.000	0.000	0.000	0.000		0.510	-	-	0.000	0.000	0.000	0.528	-	-			0.000	0.000	0.000	0.001	-	-			0.000	0.000	0.000	0.015	-	-			0.020		
2.200	0.000	0.000	0.000		0.311	-	-	0.000	0.000	0.000	0.361	-	-			0.000	0.000	0.000	0.002	-	-			0.000	0.000	0.000	0.047	-	-			0.022		
2.400	0.062	0.062	0.060	0.060	0.060	15	19	0.000	0.000	0.000	0.226	-	-			0.000	0.000	0.000	0.018	-	-			0.000	0.000	0.000	0.112	-	-			0.024		
2.600	0.000	0.000	0.000		0.025	-	8	0.000	0.000	0.000	0.131	-	5			0.000	0.000	0.000	0.114	-	-			0.000	0.000	0.000	0.217	-	-			0.026		
2.800	0.000	0.000	0.000		0.002	-	7	0.000	0.000	0.000	0.070	-	-			0.000	0.000	0.000	0.291	-	-			0.000	0.000	0.000	0.356	-	-			0.028		
3.000	0.000	0.000	0.000		0.002	-	-	0.000	0.000	0.000	0.034	-	-			0.000	0.000	0.000	0.490	-	-			0.000	0.000	0.000	0.520	-	-			0.030		
3.200	0.000	0.000	0.000		0.001	-	-	0.000	0.000	0.000	0.015	-	-			0.000	0.000	0.000	0.690	-	-			0.000	0.000	0.000	0.702	-	-			0.032		
3.400	0.000	0.000	0.000		0.001	-	-	0.000	0.000	0.000	0.007	-	-			0.000	0.000	0.000	0.890	-	-			0.000	0.000	0.000	0.894	-	-			0.034		
3.600	0.000	0.000	0.000		0.001	-	-	0.000	0.000	0.000	0.003	-	-			0.000	0.000	0.000	1.09	-	-			0.000	0.000	0.000	1.09	-	-			0.036		
3.800	0.000	0.000	0.000		0.001	-	-	0.000	0.000	0.000	0.001	-	-			0.000	0.000	0.000	1.29	-	-			0.000	0.000	0.000	1.29	-	-			0.038		
Totals:					15	34						0	5	0	0						15	0						0	0	0	0			
Number of Trades:					2						0						0						0						0					

OPAP (CR)

(Contract Size: 100 Securities, Exercise Style: American, Physical Delivery)

Call Options														Put Options																				
May 2021							June 2021							Other Months		May 2021							June 2021							Other Months		Exercise Price		
Open price	Price max	Price min	Last price	Closing price	Volume	Open Interest	Open price	Price max	Price min	Last price	Closing price	Volume	Open Interest	Volume	Open Interest	Open price	Price max	Price min	Last price	Closing price	Volume	Open Interest	Open price	Price max	Price min	Last price	Closing price	Volume	Open Interest	Volume	Open Interest			
4.800					-	-	0.000	0.000	0.000		7.27	-	-			-	-	0.000	0.000	0.000		0.001	-	-			-	-			0.048			
5.200					-	-	0.000	0.000	0.000		6.87	-	-			-	-	0.000	0.000	0.000		0.001	-	-			-	-			0.052			
5.600					-	-	0.000	0.000	0.000		6.47	-	-			-	-	0.000	0.000	0.000		0.001	-	-			-	-			0.056			
6.000					-	-	0.000	0.000	0.000		6.07	-	-			-	-	0.000	0.000	0.000		0.001	-	-			-	-			0.060			
6.400					-	-	0.000	0.000	0.000		5.67	-	-			-	-	0.000	0.000	0.000		0.001	-	-			-	-			0.064			
6.800					-	-	0.000	0.000	0.000		5.27	-	-			-	-	0.000	0.000	0.000		0.001	-	-			-	-			0.068			
7.200					-	-	0.000	0.000	0.000		4.87	-	-			-	-	0.000	0.000	0.000		0.001	-	-			-	-			0.072			
7.600					-	-	0.000	0.000	0.000		4.47	-	-			-	-	0.000	0.000	0.000		0.001	-	-			-	-			0.076			
8.000	0.000	0.000	0.000		4.06	-	-	0.000	0.000	0.000		4.07	-	-			0.000	0.000	0.000		0.001	-	-			0.000	0.000	0.000		0.001	-	-	0.080	
8.400	0.000	0.000	0.000		3.66	-	-	0.000	0.000	0.000		3.67	-	-			0.000	0.000	0.000		0.001	-	-			0.000	0.000	0.000		0.001	-	-	0.084	
8.800	0.000	0.000	0.000		3.26	-	-	0.000	0.000	0.000		3.28	-	-			0.000	0.000	0.000		0.001	-	-			0.000	0.000	0.000		0.001	-	-	0.088	
9.200	0.000	0.000	0.000		2.86	-	-	0.000	0.000	0.000		2.88	-	-			0.000	0.000	0.000		0.001	-	-			0.000	0.000	0.000		0.001	-	-	0.092	
9.600	0.000	0.000	0.000		2.46	-	-	0.000	0.000	0.000		2.48	-	-			0.000	0.000	0.000		0.001	-	-			0.000	0.000	0.000		0.001	-	-	0.096	
10.000	0.000	0.000	0.000		2.06	-	-	0.000	0.000	0.000		2.08	-	-			0.000	0.000	0.000		0.001	-	-			0.000	0.000	0.000		0.006	-	-	0.100	
11.000	0.000	0.000	0.000		1.06	-	-	0.000	0.000	0.000		1.16	-	-			0.000	0.000	0.000		0.001	-	-			0.000	0.000	0.000		0.080	-	-	0.110	
12.000	0.000	0.000	0.000		0.190	-	-	0.000	0.000	0.000		0.472	-	-			0.000	0.000	0.000		0.128	-	-			0.000	0.000	0.000		0.393	-	-	0.120	
13.000	0.000	0.000	0.000		0.001	-	27	0.000	0.000	0.000		0.129	-	-			0.000	0.000	0.000		0.941	-	-			0.000	0.000	0.000		1.05	-	-	0.130	
14.000	0.000	0.000	0.000		0.002	-	-	0.000	0.000	0.000		0.024	-	5			0.000	0.000	0.000		1.94	-	-			0.000	0.000	0.000		1.95	-	-	0.140	
15.000	0.000	0.000	0.000		0.001	-	-	0.000	0.000	0.000		0.003	-	-			0.000	0.000	0.000		2.94	-	-			0.000	0.000	0.000		2.94	-	-	0.150	
16.000	0.000	0.000	0.000		0.005	-	-	0.000	0.000	0.000		0.001	-	-			0.000	0.000	0.000		3.94	-	-			0.000	0.000	0.000		3.94	-	-	0.160	
17.000	0.000	0.000	0.000		0.001	-	-	0.000	0.000	0.000		0.001	-	-			0.000	0.000	0.000		4.94	-	-			0.000	0.000	0.000		4.94	-	-	0.170	
18.000	0.000	0.000	0.000		0.001	-	-	0.000	0.000	0.000		0.001	-	-			0.000	0.000	0.000		5.94	-	-			0.000	0.000	0.000		5.94	-	-	0.180	
Totals:					0	27						0	5	0	0						0	0									0	50	0	0
Number of Trades:					0							0		0								0.00									0		0	

OTE (CR)

(Contract Size: 100 Securities, Exercise Style: American, Physical Delivery)

Exercise Price	Call Options														Put Options																	
	May 2021				June 2021				Other Months		May 2021				June 2021				Other Months		Exercise Price											
	Open price	Price max	Price min	Last price	Closing price	Volume	Open Interest	Open price	Price max	Price min	Last price	Closing price	Volume	Open Interest	Volume	Open Interest	Open price	Price max	Price min	Last price		Closing price	Volume	Open Interest	Volume	Open Interest						
8.400						-	-	0.000	0.000	0.000	6.21	-	-														0.084					
8.800	0.000	0.000	0.000		5.80	-	-	0.000	0.000	0.000	5.82	-	-			0.000	0.000	0.000		0.002	-	-	0.000	0.000	0.000	0.001	-	-			0.088	
9.200	0.000	0.000	0.000		5.40	-	-	0.000	0.000	0.000	5.42	-	-			0.000	0.000	0.000		0.001	-	-	0.000	0.000	0.000	0.001	-	-			0.092	
9.600	0.000	0.000	0.000		5.00	-	-	0.000	0.000	0.000	5.02	-	-			0.000	0.000	0.000		0.001	-	-	0.000	0.000	0.000	0.001	-	-			0.096	
10.000	0.000	0.000	0.000		4.60	-	-	0.000	0.000	0.000	4.62	-	-			0.000	0.000	0.000		0.001	-	-	0.000	0.000	0.000	0.001	-	-			0.100	
11.000	0.000	0.000	0.000		3.60	-	-	0.000	0.000	0.000	3.62	-	-			0.000	0.000	0.000		0.001	-	-	0.000	0.000	0.000	0.001	-	-			0.110	
12.000	0.000	0.000	0.000		2.60	-	-	0.000	0.000	0.000	2.62	-	-			0.000	0.000	0.000		0.001	-	-	0.000	0.000	0.000	0.001	-	-			0.120	
13.000	0.000	0.000	0.000		1.60	-	-	0.000	0.000	0.000	1.65	-	-			0.000	0.000	0.000		0.001	-	-	0.000	0.000	0.000	0.028	-	-			0.130	
14.000	0.000	0.000	0.000		0.608	-	10	0.000	0.000	0.000	0.817	-	4			0.000	0.000	0.000		0.006	-	24	0.000	0.000	0.000	0.193	-	-			0.140	
15.000	0.000	0.000	0.000		0.025	-	28	0.000	0.000	0.000	0.290	-	16			0.000	0.000	0.000		0.423	-	-	0.000	0.000	0.000	0.667	-	-			0.150	
16.000	0.000	0.000	0.000		0.001	-	-	0.000	0.000	0.000	0.069	-	13			0.000	0.000	0.000		1.40	-	-	0.000	0.000	0.000	1.45	-	-			0.160	
17.000	0.000	0.000	0.000		0.001	-	-	0.000	0.000	0.000	0.010	-	-			0.000	0.000	0.000		2.40	-	-	0.000	0.000	0.000	2.40	-	-			0.170	
18.000	0.000	0.000	0.000		0.002	-	-	0.000	0.000	0.000	0.001	-	-			0.000	0.000	0.000		3.40	-	-	0.000	0.000	0.000	3.40	-	-			0.180	
19.000	0.000	0.000	0.000		0.001	-	-	0.000	0.000	0.000	0.001	-	-			0.000	0.000	0.000		4.40	-	-	0.000	0.000	0.000	4.40	-	-			0.190	
20.000						-	-	0.000	0.000	0.000	0.001	-	-										0.000	0.000	0.000	5.40	-	-			0.200	
Totals:						0	38					0	33	0	0						0	24				0	20	0	0			
Number of Trades:						0						0		0							0.00					0		0				

PIRAEUS FINANCIAL HOLD (CR)

(Contract Size: 100 Securities, Exercise Style: American, Physical Delivery)

Call Options														Put Options																		
Exercise Price	May 2021						June 2021						Other Months		May 2021						June 2021						Other Months		Exercise Price			
	Open price	Price max	Price min	Last price	Closing price	Volume	Open Interest	Open price	Price max	Price min	Last price	Closing price	Volume	Open Interest	Volume	Open Interest	Open price	Price max	Price min	Last price	Closing price	Volume	Open Interest	Open price	Price max	Price min	Last price	Closing price		Volume	Open Interest	Volume
0.150	0.000	0.000	0.000	1.46	-	-	0.000	0.000	0.000	1.46	-	-					0.000	0.000	0.000	0.150	-	-	0.000	0.000	0.000	0.001	-	-				0.002
0.200	0.000	0.000	0.000	1.41	-	-	0.000	0.000	0.000	1.41	-	-					0.000	0.000	0.000	0.001	-	-	0.000	0.000	0.000	0.002	-	-				0.002
0.250	0.000	0.000	0.000	1.36	-	-	0.000	0.000	0.000	1.36	-	-					0.000	0.000	0.000	0.002	-	-	0.000	0.000	0.000	0.004	-	-				0.003
0.300	0.000	0.000	0.000	1.31	-	-	0.000	0.000	0.000	1.31	-	-					0.000	0.000	0.000	0.004	-	-	0.000	0.000	0.000	0.008	-	-				0.003
0.350	0.000	0.000	0.000	1.26	-	-	0.000	0.000	0.000	1.26	-	-					0.000	0.000	0.000	0.008	-	-	0.000	0.000	0.000	0.014	-	-				0.004
0.400	0.000	0.000	0.000	1.21	-	-	0.000	0.000	0.000	1.21	-	-					0.000	0.000	0.000	0.012	-	-	0.000	0.000	0.000	0.020	-	-				0.004
0.450	0.000	0.000	0.000	1.16	-	-	0.000	0.000	0.000	1.16	-	-					0.000	0.000	0.000	0.018	-	-	0.000	0.000	0.000	0.029	-	-				0.005
0.500	0.000	0.000	0.000	1.11	-	-	0.000	0.000	0.000	1.11	-	-					0.000	0.000	0.000	0.025	-	-	0.000	0.000	0.000	0.039	-	-				0.005
0.550	0.000	0.000	0.000	1.06	-	-	0.000	0.000	0.000	1.06	-	-					0.000	0.000	0.000	0.034	-	-	0.000	0.000	0.000	0.050	-	-				0.006
0.600	0.000	0.000	0.000	1.01	-	-	0.000	0.000	0.000	1.01	-	-					0.000	0.000	0.000	0.044	-	-	0.000	0.000	0.000	0.064	-	-				0.006
0.650	0.000	0.000	0.000	0.960	-	-	0.000	0.000	0.000	0.961	-	-					0.000	0.000	0.000	0.056	-	-	0.000	0.000	0.000	0.079	-	-				0.007
0.700	0.000	0.000	0.000	0.910	-	-	0.000	0.000	0.000	0.911	-	-					0.000	0.000	0.000	0.070	-	-	0.000	0.000	0.000	0.094	-	-				0.007
0.750	0.000	0.000	0.000	0.860	-	-	0.000	0.000	0.000	0.861	-	-					0.000	0.000	0.000	0.084	-	-	0.000	0.000	0.000	0.001	-	-				0.008
0.800	0.000	0.000	0.000	0.810	-	-	0.000	0.000	0.000	0.812	-	-					0.000	0.000	0.000	0.099	-	-	0.000	0.000	0.000	0.001	-	-				0.008
0.850	0.000	0.000	0.000	0.760	-	-	0.000	0.000	0.000	0.762	-	-					0.000	0.000	0.000	0.118	-	-	0.000	0.000	0.000	0.001	-	-				0.009
0.900	0.000	0.000	0.000	0.710	-	-	0.000	0.000	0.000	0.713	-	-					0.000	0.000	0.000	0.137	-	-	0.000	0.000	0.000	0.002	-	-				0.009
0.950	0.000	0.000	0.000	0.660	-	-	0.000	0.000	0.000	0.665	-	-					0.000	0.000	0.000	0.157	-	-	0.000	0.000	0.000	0.003	-	-				0.010
1.000	0.000	0.000	0.000	0.610	-	-	0.000	0.000	0.000	0.617	-	-					0.000	0.000	0.000	0.176	-	-	0.000	0.000	0.000	0.005	-	-				0.010
1.100	0.000	0.000	0.000	0.510	-	-	0.000	0.000	0.000	0.525	-	-					0.000	0.000	0.000	0.001	-	-	0.000	0.000	0.000	0.013	-	-				0.011
1.200	0.000	0.000	0.000	0.410	-	-	0.000	0.000	0.000	0.439	-	-					0.000	0.000	0.000	0.001	-	-	0.000	0.000	0.000	0.027	-	-				0.012
1.300	0.000	0.000	0.000	0.310	-	-	0.000	0.000	0.000	0.360	-	-					0.000	0.000	0.000	0.003	-	-	0.000	0.000	0.000	0.048	-	-				0.013
1.400	0.000	0.000	0.000	0.212	-	-	0.000	0.000	0.000	0.291	-	-					0.000	0.000	0.000	0.002	-	-	0.000	0.000	0.000	0.079	-	-				0.014
1.500	0.000	0.000	0.000	0.123	-	-	0.000	0.000	0.000	0.230	-	-					0.000	0.000	0.000	0.013	-	-	0.000	0.000	0.000	0.118	-	-				0.015
1.600	0.000	0.000	0.000	0.057	-	-	0.000	0.000	0.000	0.180	-	-					0.000	0.000	0.000	0.047	-	-	0.000	0.000	0.000	0.168	-	-				0.016
1.700	0.000	0.000	0.000	0.020	-	-	0.000	0.000	0.000	0.140	-	-					0.000	0.000	0.000	0.110	-	-	0.000	0.000	0.000	0.227	-	-				0.017
1.800	0.000	0.000	0.000	0.005	-	-	0.000	0.000	0.000	0.107	-	-					0.000	0.000	0.000	0.195	-	-	0.000	0.000	0.000	0.294	-	-				0.018
1.900	0.000	0.000	0.000	0.001	-	-	0.000	0.000	0.000	0.080	-	-					0.000	0.000	0.000	0.291	-	-	0.000	0.000	0.000	0.367	-	-				0.019
2.000	0.000	0.000	0.000	0.001	-	-	0.000	0.000	0.000	0.060	-	-					0.000	0.000	0.000	0.390	-	-	0.000	0.000	0.000	0.447	-	-				0.020
2.200	0.000	0.000	0.000	0.001	-	-	0.000	0.000	0.000	0.032	-	-					0.000	0.000	0.000	0.590	-	-	0.000	0.000	0.000	0.619	-	-				0.022
2.400	0.000	0.000	0.000	0.314	-	-	0.000	0.000	0.000	0.017	-	-					0.000	0.000	0.000	0.790	-	-	0.000	0.000	0.000	0.804	-	-				0.024
2.600	0.000	0.000	0.000	0.277	-	-	0.000	0.000	0.000	0.009	-	-					0.000	0.000	0.000	0.990	-	-	0.000	0.000	0.000	0.996	-	-				0.026
2.800	0.000	0.000	0.000	0.251	-	-	0.000	0.000	0.000	0.004	-	-					0.000	0.000	0.000	1.19	-	-	0.000	0.000	0.000	1.19	-	-				0.028
3.000	0.000	0.000	0.000	0.224	-	-	0.000	0.000	0.000	0.002	-	-					0.000	0.000	0.000	1.39	-	-	0.000	0.000	0.000	1.39	-	-				0.030
3.200	0.000	0.000	0.000	0.198	-	-	0.000	0.000	0.000	0.001	-	-					0.000	0.000	0.000	1.59	-	-	0.000	0.000	0.000	1.59	-	-				0.032
3.400	0.000	0.000	0.000	0.181	-	-	0.000	0.000	0.000	0.001	-	-					0.000	0.000	0.000	1.79	-	-	0.000	0.000	0.000	1.79	-	-				0.034
3.600	0.000	0.000	0.000	0.165	-	-	0.000	0.000	0.000	0.001	-	-					0.000	0.000	0.000	1.99	-	-	0.000	0.000	0.000	1.99	-	-				0.036

PIRAEUS FINANCIAL HOLD (CR)

(Contract Size: 100 Securities, Exercise Style: American, Physical Delivery)

Call Options														Put Options																	
Exercise Price	May 2021						June 2021						Other Months		May 2021						June 2021						Other Months		Exercise Price		
	Open price	Price max	Price min	Last price	Closing price	Volume	Open Interest	Open price	Price max	Price min	Last price	Closing price	Volume	Open Interest	Volume	Open Interest	Open price	Price max	Price min	Last price	Closing price	Volume	Open Interest	Open price	Price max	Price min	Last price	Closing price		Volume	Open Interest
3.800	0.000	0.000	0.000	0.149	-	-	0.000	0.000	0.000	0.206	-	-				0.000	0.000	0.000	2.19	-	-	0.000	0.000	0.000	2.19	-	-				0.038
4.000	0.000	0.000	0.000	0.133	-	-	0.000	0.000	0.000	0.191	-	-				0.000	0.000	0.000	2.39	-	-	0.000	0.000	0.000	2.39	-	-				0.040
4.400	0.000	0.000	0.000	0.112	-	-	0.000	0.000	0.000	0.162	-	-				0.000	0.000	0.000	2.79	-	-	0.000	0.000	0.000	2.79	-	-				0.044
4.800	0.000	0.000	0.000	0.093	-	-	0.000	0.000	0.000	0.140	-	-				0.000	0.000	0.000	3.19	-	-	0.000	0.000	0.000	3.19	-	-				0.048
5.200	0.000	0.000	0.000	0.076	-	-	0.000	0.000	0.000	0.123	-	-				0.000	0.000	0.000	3.59	-	-	0.000	0.000	0.000	3.59	-	-				0.052
5.600	0.000	0.000	0.000	0.066	-	-	0.000	0.000	0.000	0.107	-	-				0.000	0.000	0.000	3.99	-	-	0.000	0.000	0.000	3.99	-	-				0.056
6.000	0.000	0.000	0.000	0.057	-	-	0.000	0.000	0.000	0.091	-	-				0.000	0.000	0.000	4.39	-	-	0.000	0.000	0.000	4.39	-	-				0.060
6.400	0.000	0.000	0.000	0.047	-	-	0.000	0.000	0.000	0.082	-	-				0.000	0.000	0.000	4.79	-	-	0.000	0.000	0.000	4.79	-	-				0.064
6.800	0.000	0.000	0.000	0.041	-	-	0.000	0.000	0.000	0.074	-	-				0.000	0.000	0.000	5.19	-	-	0.000	0.000	0.000	5.19	-	-				0.068
Totals:						0	0				0	0	0	0							0	0						0	0	0	0
Number of Trades:						0					0		0								0.00							0		0	

PPC (CR)

(Contract Size: 100 Securities, Exercise Style: American, Physical Delivery)

Call Options														Put Options																				
Exercise Price	May 2021						June 2021						Other Months		May 2021						June 2021						Other Months		Exercise Price					
	Open price	Price max	Price min	Last price	Closing price	Volume	Open Interest	Open price	Price max	Price min	Last price	Closing price	Volume	Open Interest	Volume	Open Interest	Open price	Price max	Price min	Last price	Closing price	Volume	Open Interest	Open price	Price max	Price min	Last price	Closing price		Volume	Open Interest	Volume	Open Interest	
2.400						-	-	0.000	0.000	0.000	6.62	-	-			-	-	0.000	0.000	0.000	0.002	-	-			0.000	0.000	0.000	0.002	-	-			0.024
2.600						-	-	0.000	0.000	0.000	6.42	-	-			-	-	0.000	0.000	0.000	0.001	-	-			0.000	0.000	0.000	0.001	-	-			0.026
2.800						-	-	0.000	0.000	0.000	6.22	-	-			-	-	0.000	0.000	0.000	0.001	-	-			0.000	0.000	0.000	0.001	-	-			0.028
3.000						-	-	0.000	0.000	0.000	6.03	-	-			-	-	0.000	0.000	0.000	0.001	-	-			0.000	0.000	0.000	0.001	-	-			0.030
3.200						-	-	0.000	0.000	0.000	5.83	-	-			-	-	0.000	0.000	0.000	0.001	-	-			0.000	0.000	0.000	0.001	-	-			0.032
3.400						-	-	0.000	0.000	0.000	5.63	-	-			-	-	0.000	0.000	0.000	0.001	-	-			0.000	0.000	0.000	0.001	-	-			0.034
3.600						-	-	0.000	0.000	0.000	5.43	-	-			-	-	0.000	0.000	0.000	0.001	-	-			0.000	0.000	0.000	0.001	-	-			0.036
3.800						-	-	0.000	0.000	0.000	5.23	-	-			-	-	0.000	0.000	0.000	0.001	-	-			0.000	0.000	0.000	0.001	-	-			0.038
4.000						-	-	0.000	0.000	0.000	5.03	-	-			-	-	0.000	0.000	0.000	0.001	-	-			0.000	0.000	0.000	0.001	-	-			0.040
4.400						-	-	0.000	0.000	0.000	4.63	-	-			-	-	0.000	0.000	0.000	0.001	-	-			0.000	0.000	0.000	0.001	-	-			0.044
4.800						-	-	0.000	0.000	0.000	4.23	-	-			-	-	0.000	0.000	0.000	0.001	-	-			0.000	0.000	0.000	0.001	-	-			0.048
5.200						-	-	0.000	0.000	0.000	3.83	-	-			-	-	0.000	0.000	0.000	0.001	-	-			0.000	0.000	0.000	0.001	-	-			0.052
5.600						-	-	0.000	0.000	0.000	3.43	-	-			-	-	0.000	0.000	0.000	0.001	-	-			0.000	0.000	0.000	0.001	-	-			0.056
6.000						-	-	0.000	0.000	0.000	3.03	-	-			-	-	0.000	0.000	0.000	0.001	-	-			0.000	0.000	0.000	0.001	-	-			0.060
6.400	0.000	0.000	0.000		2.62	-	-	0.000	0.000	0.000	2.63	-	-			0.000	0.000	0.000	0.001	-	-			0.000	0.000	0.000	0.001	-	-			0.064		
6.800	0.000	0.000	0.000		2.22	-	-	0.000	0.000	0.000	2.23	-	-			0.000	0.000	0.000	0.001	-	-			0.000	0.000	0.000	0.002	-	-			0.068		
7.200	0.000	0.000	0.000		1.82	-	-	0.000	0.000	0.000	1.84	-	-			0.000	0.000	0.000	0.001	-	-			0.000	0.000	0.000	0.010	-	-			0.072		
7.600	0.000	0.000	0.000		1.42	-	-	0.000	0.000	0.000	1.46	-	-			0.000	0.000	0.000	0.001	-	-			0.000	0.000	0.000	0.030	-	-			0.076		
8.000	0.000	0.000	0.000		1.02	-	-	0.000	0.000	0.000	1.11	-	-			0.000	0.000	0.000	0.001	-	-			0.000	0.000	0.000	0.080	-	-			0.080		
8.400	0.000	0.000	0.000		0.624	-	-	0.000	0.000	0.000	0.802	-	5			0.000	0.000	0.000	0.002	-	-			0.187	0.187	0.151	0.151	0.151	110	5			0.084	
8.800	0.161	0.169	0.110	0.110	0.110	45	250	0.347	0.347	0.347	0.347	0.347	5	12			0.000	0.000	0.000	0.046	-	5			0.000	0.000	0.000	0.314	-	-			0.088	
9.200	0.000	0.000	0.000		0.059	-	357	0.228	0.228	0.191	0.191	0.191	70	93			0.000	0.000	0.000	0.238	-	-			0.000	0.000	0.000	0.519	-	-			0.092	
9.600	0.000	0.000	0.000		0.005	-	43	0.098	0.098	0.098	0.098	0.098	5	5			0.000	0.000	0.000	0.584	-	-			0.000	0.000	0.000	0.778	-	-			0.096	
10.000	0.000	0.000	0.000		0.001	-	104	0.000	0.000	0.000	0.120	-	20			0.000	0.000	0.000	0.980	-	-			0.000	0.000	0.000	1.09	-	-			0.100		
11.000	0.000	0.000	0.000		0.001	-	-	0.000	0.000	0.000	0.022	-	-			0.000	0.000	0.000	1.98	-	-			0.000	0.000	0.000	1.99	-	-			0.110		
12.000	0.000	0.000	0.000		0.001	-	-	0.000	0.000	0.000	0.003	-	-			0.000	0.000	0.000	2.98	-	-			0.000	0.000	0.000	2.98	-	-			0.120		
13.000	0.000	0.000	0.000		0.002	-	-	0.000	0.000	0.000	0.001	-	-			0.000	0.000	0.000	3.98	-	-			0.000	0.000	0.000	3.98	-	-			0.130		
14.000	0.000	0.000	0.000		0.001	-	-	0.000	0.000	0.000	0.001	-	-			0.000	0.000	0.000	4.98	-	-			0.000	0.000	0.000	4.98	-	-			0.140		
Totals:						45	754						80	135	0	0							45	5					110	26	0	0		
Number of Trades:						6							10		0								0.00						10		0			

Lending Products	Underlying Title	Multilateral Transactions[1]				Bilateral Transactions[2]		Stock Borrowing through OTC (volume)[3]	
		Open Interest[5]	Volume(Offered)	Average Weighted	Transactions volume	Average Weighted	Transactions Volume	Average Weighted	Transactions Volume
ADMIEBOR	ADMIE (IPTO) HOLDING S.A. (CR)	9,000	---	---	---	---	---	---	165,644
AEGNBOR	AEGEAN AIRLINES (CR)	2,559	---	---	100	3.02%	---	---	35,978
ALPHABOR	ALPHA SERVICES HOLD (CR)	23,000	---	---	67,000	4.04%	---	---	38,883,176
ALMYBOR	ALUMIL (CR)	---	---	---	---	---	---	---	---
TATTBOR	ATTICA BANK S.A. (CR)	14,155	---	---	100	9.53%	---	---	370
EEEBOR	CC HBC AG (CR)	3,897	---	---	---	---	---	---	70,546
CENERBOR	CENERGY HOLDINGS (CB)	---	---	---	---	---	---	---	---
ELLAKTORBOR	ELLAKTOR (CR)	40,561	---	---	---	---	---	---	69,766
EUROBBOR	EUROBANK HOLDINGS (CR)	520,000	---	---	---	---	---	---	54,166,741
EYDAPBOR	EYDAP S.A. (CR)	---	---	---	---	---	---	---	243,864
FFGRPBOR	FOLLI FOLLIE (CR)	---	---	---	---	---	---	---	897,835
FOYRKBOR	FOURLIS (CR)	---	---	---	---	---	---	---	25,590
GEKTERNABOR	GEK TERNA (CR)	22,820	---	---	---	---	---	---	11,293
SARBOR	GR. SARANTIS S.A. (CR)	---	---	---	---	---	---	---	788
EXAEBOR	HELLENIC EXCHANGES-A.S.E. (CR)	3,000	---	---	---	---	---	---	166,993
ELPEBOR	HELLENIC PETROLEUM (CR)	---	---	---	---	---	---	---	136,328
INTRKBOR	INTRACOM HOLDINGS (CR)	471	---	---	---	---	---	---	500
BELABOR	JUMBO SA (CR)	2,300	---	---	---	---	---	---	135,119
LAMDABOR	LAMDA DEVELOPMENT SA (CR)	---	---	---	---	---	---	---	2,491
MIGBOR	MARFIN INVESTMENT GROUP (CR)	---	---	---	---	---	---	---	794,474
MOHBOR	MOTOR OIL (CR)	1,500	---	---	---	---	---	---	308,779
MYTILBOR	MYTILINEOS (CR)	1,000	---	---	1,500	2.65%	---	---	51,054
ETEBOR	NATIONAL BANK (CR)	---	---	---	---	---	---	---	9,736,100
OPAPBOR	OPAP (CR)	23,500	---	---	---	---	---	---	1,360,272
HTOBOR	OTE (CR)	3,000	---	---	---	---	---	---	1,326,014
PPABOR	P.P.A. S.A. (CR)	250	---	---	---	---	---	---	12,101
TPEIRBOR	PIRAEUS FINANCIAL HOLD (CR)	---	---	---	---	---	---	---	15,337,385
PLAISBOR	PLAISIO COMPUTERS SA (CR)	---	---	---	---	---	---	---	4,000
PPCBOR	PPC (CR)	4,100	---	---	---	---	---	---	1,632,417
QUALBOR	QUALITY & RELIABILITY SA (CR)	---	---	---	---	---	---	---	---
TENERGYBOR	TERNA ENERGY (CR)	---	---	---	---	---	---	---	30,158

Stock Lending Notes

[1] - Multilateral contracts Lending or Borrowing as per Methods 8-1, 8-2 and 8-3-3 (According to ATHEX BoD Resolution No.17)

[2] - Bilateral Contracts Lending or Borrowing as per Methods 8-3-1 and 8-3-2 (According to ATHEX BoD Resolution No.20)

[3] - The information concerning OTC Stock Borrowing Transactions is based on the statements of the Dematerialised Securities System (DSS) operators involved and refers to volumes that have been registered up until the previous working day.

[4] - Average Price (Volume weighted)

[5] - The Data concerning Open Interest before the start of trading session

Lending Products	Underlying Title	Multilateral Transactions[1]					Bilateral Transactions[2]		Stock Borrowing through OTC (volume)[3]
		Open Interest[5]	Volume(Offered)	Average Weighted	Transactions volume	Average Weighted	Transactions Volume	Average Weighted	Transactions Volume
TITCBOR	TITAN CEMENT (CB)	3,000	---	---	---	---	---	---	232,889
VIOBOR	VIOHALCO SA/IV (CB)	---	---	---	---	---	---	---	---

Stock Lending Notes

[1] - Multilateral contracts Lending or Borrowing as per Methods 8-1, 8-2 and 8-3-3 (According to ATHEX BoD Resolution No.17)

[2] - Bilateral Contracts Lending or Borrowing as per Methods 8-3-1 and 8-3-2 (According to ATHEX BoD Resolution No.20)

[3] - The information concerning OTC Stock Borrowing Transactions is based on the statements of the Dematerialised Securities System (DSS) operators involved and refers to volumes that have been registered up until the previous working day.

[4] - Average Price (Volume weighted)

[5] - The Data concerning Open Interest before the start of trading session

Sectors codification for listed companies

12003-	ETF	10101010	Computer Services
10101015	Software	10102030	Computer Hardware
15101010	Telecommunications Equipment	15102015	Telecommunications Services
20101010	Health Care Facilities	20101025	Health Care Services
20102010	Medical Equipment	20103015	Pharmaceuticals
30101010	Banks	30202000	Diversified Financial Services
30202010	Asset Managers & Custodians	30202015	Investment Services
30302010	Full Line Insurance	30302015	Insurance Brokers
30302025	Property and Casualty Insurance	35101010	Real Estate Holding and Development
35101015	Real Estate Services	35102000	Diversified REITs
35102030	Office REITs	40201040	Rental & Leasing Services: Consumer
40202010	Home Construction	40202015	Household Furnishings
40202020	Household Appliance	40203040	Electronic Entertainment
40203045	Toys	40204020	Clothing & Accessories
40301010	Entertainment	40301030	Publishing
40301035	Radio & TV Broadcasters	40401010	Diversified Retailers
40401020	Apparel Retailers	40401025	Home Improvement Retailers
40401030	Specialty Retailers	40501010	Airlines
40501015	Travel & Tourism	40501020	Casinos & Gambling
40501025	Hotels & Motels	45101015	Distillers & Vintners
45101020	Soft Drinks	45102010	Farming Fishing Ranching & Plantations
45102020	Food Products	45103010	Tobacco
45201010	Food Retailers & Wholesalers	45201020	Personal Products
50101010	Construction	50101030	Cement
50101035	Building Materials: Other	50202010	Electrical Components
50203000	Diversified Industrials	50203015	Plastics
50203030	Containers & Packaging	50204000	Machinery: Industrial
50204020	Machinery: Construction & Handling	50205010	Industrial Suppliers
50205020	Back Office Support HR & Consulting	50205030	Forms & Bulk Printing Services
50206015	Commercial Vehicles & Parts	50206030	Marine Transportation
50206060	Transportation Services	55101000	Diversified Materials
55101020	Textile Products	55102000	General Mining
55102010	Iron & Steel	55102015	Metal Fabricating
55102035	Aluminum	60101000	Integrated Oil & Gas
60101020	Oil Refining and Marketing	65101010	Alternative Electricity
65101015	Conventional Electricity	65102030	Water



ATHEX
Athens Stock Exchange

Λεωφ. Αθηνών 110 104 42 Αθήνα
110, Athinon Ave. GR 104 42 Athens
tel. (+30)210-33.66.800, fax (+30)210-33.66.101
www.athexgroup.gr