

21

Ημερήσιο Δελτίο  
Συναλλακτικής Δραστηριότητας

Daily Official List  
of Trading Activity

Monday, 26 April, 2021

Year: 142 Trading Day No: 76



**ATHEXGROUP**  
Athens Exchange Group

**Disclaimer:**

Hellenic Exchanges-Athens Stock Exchange S.A endeavours to ensure that the data and other material ("Information") presented on the Daily Official List are accurate and complete, but it is not liable for any errors or omissions of data or /and for the accuracy, credibility, updating and completeness of the aforesaid information nor it has any liability arising directly or indirectly from the use of the above Information.

The Company is not liable for the accuracy of the data included in listed companies' announcements. Only the sender of such an announcement is fully and solely liable for any infringement of third party's rights from the content of such announcement. All contents of the Daily Official List are provided only for information purposes and do not constitute investment advice or solicitation to invest in securities or other products listed for trading on the Exchange.

You acknowledge and agree that the Company is the owner of any property rights related to any Information appearing on the Daily Official List including intellectual property rights copyright, trademarks, etc.

The above data are a property of the Hellenic Exchanges-Athens Exchange and are copyright protected. Users are forbidden to reproduce, modify, copy, sale, transmit or redistribute, by all reproduction means and methods, part or the whole of the above data, without reference to their source.

The commercial exploitation of these data is, also, forbidden by third parties. Hellenic Exchanges-Athens Exchange does not carry any responsibility, direct or indirect, derived from usage or accidental alteration of the above data when used by third parties.

---

**Hellenic Exchanges – Athens Stock Exchange S.A.**

110 Athinon Ave., 10442 Athens, Tel: (210) 33.66.800, Fax: (210) 32.13.938

[www.athexgroup.gr](http://www.athexgroup.gr)

---

**Thessalonica Stock Exchange Center (T.S.E.C)**

16-18 Katouni Str., Thessalonica 546 25 Tel: (2310) 567.667, Fax: (2310) 530.545

**Athex Members Guarantee Fund**

14-16 Fidiou Str., Athens 106 78, Tel: (210) 33.04.682, Fax: (210) 33.04.155

**Hellenic Republic Capital Market Commission**

1 Kolokotroni Str. & 1 Stadiou Str., Athens 10562 Tel: (210) 33.77.100 Fax: (210) 33.77.173

---

**Table of Contents**

---

**Section 1: Statistical Figures of Securities, Derivatives and Lending**

Summary of Markets

Athex Indices

Analytic Figures for Athex Market's Boards and Categories

Trading Details by Athex Sectors and Financial Instruments (ETFs)

Top 10 best &amp; worst performing Shares

Derivatives Summary

**Section 2: Analytic Figures of Shares Transactions**

Analytic Figures of Shares Transactions

Shares' Notes

**Section 3: Figures of Securities Transactions**

Securities Blocks Details

Shares Rights Details

Stock Borrowing

Securities Forced Sales

Forced Sales Registered Shares

Exchange Traded Funds (ETFs) Characteristics

**Section 5: Bonds traded in Fixed Income Assets Market**

Convertible Corporate Bonds - Regulated Market

Non Convertible Corporate Bonds - Regulated Market

Government Bonds

Treasury Bills &amp; Zero Coupon Government Bonds

Government Bonds Traded with the Open Outcry Method

State Banks Bonds

**Section 6: Additional Infos**

Athex &amp; ATHEXClear Members List

List of Stocks under Market Making operations

**Section 7: Derivatives Market Analytic Figures**

Index Futures

Stock Futures

Index Options

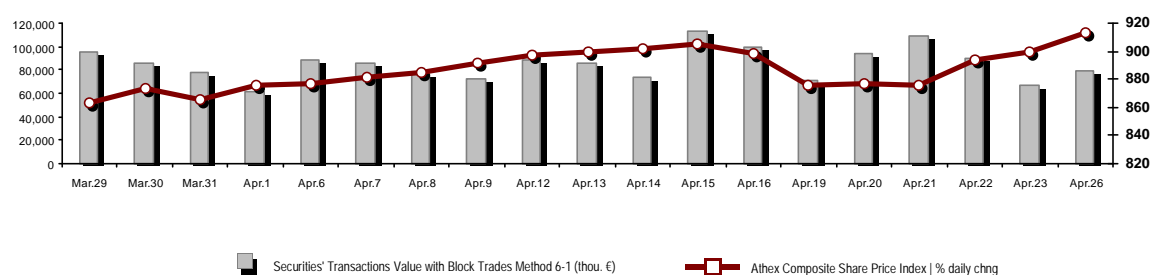
Stock Options

Stock Lending Analytic Figures

**Appendix A: Sectors codification for listed companies**

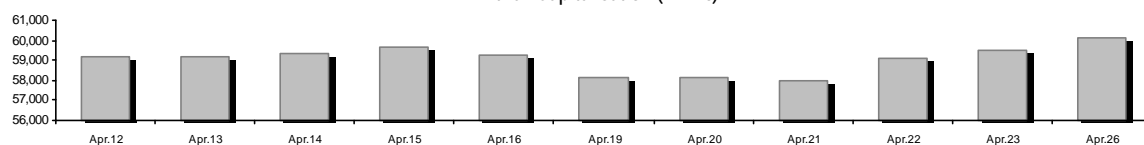
## Summary of Markets

Athex Composite Share Price Index vs Shares and Derivatives Transactions Value

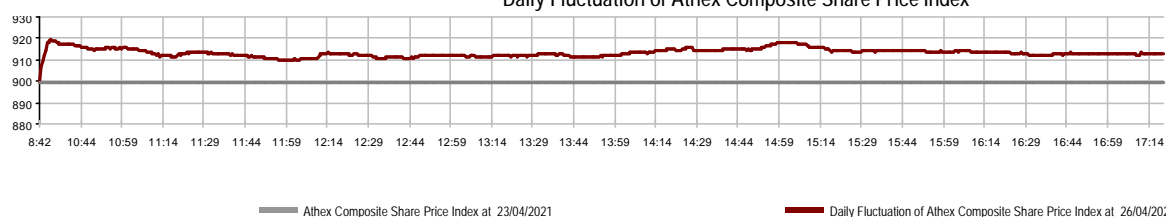


Athex Capitalisation (mill. €) **:	60,132.76		Derivatives Total Open Interest	558,804
Daily change: mill. €   %	674.29	1.13%	in Index Futures   % daily chng	7,713 0.00%
Yearly Avg Capitalisation: mill. €   % chng prev year Avg	54,730.74	15.49%	in Stock Futures   % daily chng	549,299 0.00%
Athex Composite Share Price Index   % daily chng	913.12	1.51%	in Index Options   % daily chng	1,397 0.00%
Athex Composite Share Price Index Capitalisation (mill. €)	53,974.17		in Stock Options   % daily chng	395 0.00%
Daily change (mill. €)	631.56			
Securities' Transactions Value with Block Trades Method 6-1 (t)	79,590.50		Derivatives Contracts Volume:	172,603
Daily change: %	12,101.09	17.93%	Daily change: pieces   %	60,247 53.62%
YtD Avg Trans. Value: thou. €   % chng prev year Avg	76,231.45	19.04%	YtD Avg Derivatives Contracts % chng prev year Avg	55,287 38.00%
Blocks Transactions Value of Method 6-1 (thou. €)	2,590.29		Derivatives Trades Number:	4,127
Blocks Transactions Value of Method 6-2 & 6-3 (thou. €)	0.00		Daily change: number   %	1,568 61.27%
Bonds Transactions Value (thou.€)	888.89		YtD Avg Trades number % chng prev year Avg	2,961 11.56%
Securities' Transactions Volume with Block Trades Method 6-1 (tho)	41,338.70		Lending Total Open Interest	148,055
Daily change: thou. pieces   %	1,856.34	4.70%	Daily change: pieces   %	0 0.00%
YtD Avg Volume: % chng prev year Avg	38,417.91	-6.50%	Lending Volume (Multilateral/Bilateral)	0
Blocks Transactions Volume of Method 6-1 (thou. Pieces)	673.84		Daily change: pieces   %	-1,000
Blocks Transactions Volume of Method 6-2 & 6-3 (thou. Pieces)	0.00		Multilateral Lending	0
Bonds Transactions Volume	876,010		Bilateral Lending	0
Securities' Trades Number with Block Trades Method 6-1	42,379		Lending Trades Number:	0
Daily change: number   %	11,781	38.50%	Daily change: %	-1
YtD Avg Trades number % chng prev year Avg	35,809	9.72%	Multilateral Lending Trades Number	0
Number of Blocks Method 6-1	5		Bilateral Lending Trades Number	0
Number of Blocks Method 6-2 & 6-3	0			
Number of Bonds Transactions	79			

Athex Capitalisation (mill. €) \*\*



Daily Fluctuation of Athex Composite Share Price Index



## Athex Indices

Index name	26/04/2021	23/04/2021	pts.	%	Min	Max	Year min	Year max	Year change
Athex Composite Share Price Index	913.12 #	899.58	13.54	1.51%	899.58	919.21	726.02	919.21	12.87% #
FTSE/Athex Large Cap	2,215.04 #	2,178.30	36.74	1.69%	2,178.30	2,231.84	1,718.82	2,231.84	14.49% #
FTSE/Athex Mid Cap Index	1,352.64 #	1,322.45	30.19	2.28%	1,322.45	1,357.26	1,026.21	1,357.26	22.15% #
FTSE/ATHEX-CSE Banking Index	458.98 #	448.05	10.93	2.44%	448.05	470.61	306.88	470.61	16.85% #
FTSE/ATHEX High Dividend Yield Index	3,040.66 #	2,994.79	45.87	1.53%	2,994.79	3,053.93	2,542.41	3,053.93	12.45% #
FTSE/ATHEX Global Traders Index Plus	2,450.82 #	2,407.67	43.15	1.79%	2,407.67	2,461.29	1,943.84	2,461.29	16.63% #
FTSE/ATHEX Mid & Small Cap Factor-Weighted Ind	3,410.13 #	3,399.95	10.18	0.30%	3,399.95	3,424.11	2,996.13	3,424.11	9.15% #
ATHEX Select Index Plus	3,500.55 #	3,455.81	44.74	1.29%	3,455.81	3,513.26	2,805.20	3,513.26	13.63% #
ATHEX Select Index	3,541.27 #	3,477.84	63.43	1.82%	3,477.84	3,543.30	2,785.00	3,543.30	16.96% #
FTSE/Athex Market Index	538.20 #	531.26	6.94	1.31%	531.26	542.05	424.25	542.05	13.64% #
FTSE Med Index	4,964.72 #	4,966.31	-1.59	-0.03%			4,489.55	4,986.40	9.47% #
Athex Composite Index Total Return Index	1,536.11 #	1,513.34	22.77	1.50%	1,513.34	1,546.36	1,220.96	1,546.36	12.91% #
FTSE/Athex Large Cap Total Return	3,399.90 #	3,343.50	56.40	1.69%			2,707.58	3,399.90	14.49% #
FTSE/Athex Mid Cap Total Return	1,708.38 #	1,670.25	38.13	2.28%			1,313.08	1,708.38	22.90% #
FTSE/ATHEX-CSE Banking Total Return Index	402.03 #	392.46	9.57	2.44%			283.07	402.03	16.84% #
Hellenic Mid & Small Cap Index	1,386.16 #	1,365.88	20.28	1.48%	1,365.88	1,392.77	1,110.37	1,392.77	15.27% #
FTSE/Athex Banks	606.43 #	591.98	14.45	2.44%	591.98	621.79	405.46	621.79	16.85% #
FTSE/Athex Insurance	2,072.85 #	2,040.96	31.89	1.56%	2,040.96	2,088.80	1,909.42	2,192.44	8.56% #
FTSE/Athex Financial Services	804.18 #	781.23	22.95	2.94%	781.23	811.49	679.98	832.38	5.27% #
FTSE/Athex Industrial Goods & Services	3,791.12 #	3,714.76	76.36	2.06%	3,714.76	3,791.12	2,762.19	3,791.12	29.26% #
FTSE/Athex Retail	56.73 #	56.34	0.39	0.69%	56.05	57.63	46.54	58.49	14.44% #
FTSE/ATHEX Real Estate	4,875.57 #	4,832.60	42.97	0.89%	4,832.60	4,969.91	4,187.35	5,277.93	1.04% #
FTSE/Athex Consumer Goods & Services	8,877.61 #	8,589.28	288.33	3.36%	8,589.28	8,984.99	6,939.31	9,231.17	14.08% #
FTSE/Athex Food & Beverage	10,858.63 #	10,955.33	-96.70	-0.88%	10,695.57	10,955.33	9,045.03	10,966.04	9.85% #
FTSE/Athex Basic Resources	8,409.04 #	8,222.43	186.61	2.27%	8,222.43	8,541.81	5,233.31	8,541.81	36.65% #
FTSE/Athex Construction & Materials	3,279.53 #	3,233.26	46.27	1.43%	3,233.26	3,305.17	2,565.75	3,305.17	18.78% #
FTSE/Athex Energy	3,322.03 #	3,302.87	19.16	0.58%	3,302.87	3,383.31	2,835.10	3,417.93	12.05% #
FTSE/Athex Travel & Leisure	1,968.11 #	1,921.03	47.08	2.45%	1,921.03	1,986.97	1,540.34	1,990.10	13.60% #
FTSE/Athex Technology	1,217.60 #	1,210.79	6.81	0.56%	1,209.08	1,228.36	1,043.00	1,228.36	11.47% #
FTSE/Athex Telecommunications	3,936.67 #	3,910.49	26.18	0.67%	3,910.49	3,979.33	3,294.37	3,979.33	8.02% #
FTSE/Athex Utilities	5,313.03 #	5,200.41	112.62	2.17%	5,200.41	5,331.96	4,264.97	5,372.86	15.43% #
FTSE/Athex Health Care	459.52 #	459.52	0.00	0.00%	459.52	459.52	396.54	503.84	3.68% #
Athex All Share Index	211.18 #	208.82	2.37	1.13%	211.18	211.18	175.88	211.18	12.60% #
Hellenic Corporate Bond Index	125.50 #	125.50	0.01	0.01%			122.29	125.50	2.82% #
Hellenic Corporate Bond Price Index	95.54 #	95.54	0.00	0.00%			93.98	95.57	1.81% #

Note 1: FTSE/Med 100, Hellenic Corporate Bond Price Index and Hellenic Corporate Bond Index closing prices refer to the previous trading day of 22/04/2021.

Note 2: The Hellenic Mid & Small Cap Index is a Customized index calculated by the Athens Exchange.

## Analytic Figures for Athex Market's Boards and Categories

	Total Traded Securities	Main Market	Surveillance	Exchange Traded Funds (ETFs)
Totals	127	111	15	1
Gain / Lose / Same:	84 / 26 / 17	76 / 24 / 11	7 / 2 / 6	1 / 0 / 0
Athex Capitalisation (mill. €) **	60,132.76	59,785.66	347.10	
Daily Average Trans/ons Value(thou.€)	76,231.45	76,065.56	196.94	23.38
Transactions Value	79,590.50	79,325.65	219.69	45.16
Main Board:	77,000.21	76,735.36	219.69	45.16
Blocks Board 6_2_3:	2,590.29	2,590.29	0.00	0.00
Forced Sales Board:	0.00	0.00	0.00	0.00
Special Terms Board:	0.00	0.00	0.00	0.00
Daily Average Transactions Volume	38,417,906	37,114,747	1,351,602	1,179
Transactions Volume	41,338,704	39,724,758	1,611,929	2,017
Main Board:	40,664,861	39,050,915	1,611,929	2,017
Blocks Board 6_2_3:	673,843	673,843	0	0
Forced Sales Board:	0	0	0	0
Special Terms Board:	0	0	0	0
Daily Average Number of Trades	35,809	35,557	249	3
Number of Trades	42,379	42,048	324	7
Main Board:	42,374	42,043	324	7
Blocks Board 6_2_3:	5	5	0	0
Forced Sales Board:	0	0	0	0
Special Terms Board:	0	0	0	0

## Trading Details by Athex Sectors and Financial Instruments (ETFs)

Code	Sectors	Gain / Lose / Same	Number of Trades	Transactions Volume	Transactions Value	% of Total Trans. Value
3010	- Banks	6 / 0 / 0	19,085	29,504,413	39,339,878.43	49.43%
5510	- Basic Resources	8 / 4 / 4	1,277	533,910	1,503,489.34	1.89%
5010	- Construction & Materials	9 / 1 / 2	2,687	1,446,798	3,360,990.14	4.22%
4020	- Consumer Products & Services	7 / 0 / 3	1,685	438,238	3,100,125.95	3.90%
6010	- Energy	3 / 1 / 0	1,050	203,274	1,788,928.52	2.25%
12000	- Financial Instruments	1 / 0 / 0	7	2,017	45,161.36	0.06%
3020	- Financial Services	3 / 0 / 0	943	3,398,299	1,184,443.72	1.49%
4510	- Food Beverage & Tobacco	3 / 3 / 2	424	107,344	1,249,105.05	1.57%
2010	- Health Care	2 / 0 / 0	68	41,720	38,707.28	0.05%
5020	- Industrial Goods & Service	12 / 6 / 1	3,846	1,619,570	4,962,963.16	6.24%
3030	- Insurance	2 / 0 / 0	93	15,989	79,211.08	0.10%
4030	- Media	3 / 0 / 0	73	55,880	17,291.71	0.02%
4520	- Personal Care, Drug & Grocery Stores	1 / 1 / 1	314	67,495	482,082.51	0.61%
3510	- Real Estate	3 / 3 / 2	1,888	802,579	4,887,894.73	6.14%
4040	- Retail	2 / 3 / 1	627	207,185	890,432.07	1.12%
1010	- Technology	6 / 4 / 0	546	163,670	512,503.26	0.64%
1510	- Telecommunications	2 / 0 / 1	1,895	735,532	4,414,904.58	5.55%
4050	- Travel & Leisure	6 / 0 / 0	2,162	1,040,313	4,478,438.59	5.63%
6510	- Utilities	5 / 0 / 0	3,709	954,478	7,253,949.96	9.11%

## Top 10 best &amp; worst performing Shares

## Main Market

With positive Price change			With negative Price change		
	Closing price	change		Closing price	change
PIRAEUS FINANCIAL HOLD (CR)	2.586	29.95% #	KEKROPS SA (CR)	1.722	-3.47% €
INTRACOM CONSTR. (CR)	1.75	11.82% #	ELLAKTOR (CR)	1.425	-3.00% €
DOMIKI KRITIS SA (CR)	0.427	9.49% #	IDEAL GROUP SA (CR)	2.2	-2.66% €
ATHENS MEDICAL CENTER SA (CR)	1.645	5.79% #	MERMEREN KOMB. A.D. PR. (GDR)	57.5	-2.54% €
AUTOHELLAS SA (CR)	7.2	5.57% #	REVOIL (CR)	1.335	-1.84% €
ILYDA S.A. (CR)	1.045	5.56% #	CRETE PLASTICS SA (CR)	16.7	-1.18% €
AVAX S.A. (CR)	0.993	5.53% #	THRACE PLASTICS SA (CR)	5.13	-1.16% €
KORDELLOS BROS SA (CR)	0.364	5.20% #	CC HBC AG (CR)	29	-0.92% €
INTRACOM HOLDINGS (CR)	1.554	5.14% #	GR. SARANTIS S.A. (CR)	8.88	-0.89% €
PROFILE SA (CR)	5.2	4.21% #	AS COMPANY SA (CR)	2.34	-0.85% €
With the highest Transactions Value			With the highest Transactions Volume		
	Value (thou. €)	change		Volume	change
ALPHA SERVICES HOLD (CR)	14,247.02	3.48% #	EUROBANK HOLDINGS (CR)	11,954,737	2.45% #
NATIONAL BANK (CR)	11,102.23	0.39% #	ALPHA SERVICES HOLD (CR)	11,063,345	3.48% #
EUROBANK HOLDINGS (CR)	9,346.90	2.45% #	NATIONAL BANK (CR)	4,226,722	0.39% #
LAMDA DEVELOPMENT SA (CR)	4,578.62	1.12% #	MARFIN INVESTMENT GROUP (CR)	3,137,992	2.86% #
PIRAEUS FINANCIAL HOLD (CR)	4,366.27	29.95% #	PIRAEUS FINANCIAL HOLD (CR)	1,763,146	29.95% #
OPAP (CR)	4,038.00	2.46% #	LAMDA DEVELOPMENT SA (CR)	630,175	1.12% #
OTE (CR)	3,659.70	0.57% #	ATTICA BANK S.A. (CR)	485,537	3.84% #
MYTILINEOS (CR)	3,537.64	2.63% #	INTRACOM HOLDINGS (CR)	470,813	5.14% #
PPC (CR)	3,073.90	2.87% #	ELLAKTOR (CR)	388,289	-3.00% €
JUMBO SA (CR)	2,659.89	3.18% #	ADMIE (IPTO) HOLDING S.A. (CR)	328,513	1.46% #

Note: Stocks that are not included in the "Low Dispersion" and "Under Supervision" categories, and the transactions value is more than 10,000 €.

## Derivatives Summary

	Number of Trades	Volume	Open Interest
<b>Index Futures</b>	<b>308</b>	<b>1,560</b>	<b>7,713</b>
FTSE/Athex Large Cap	308	1,560	7,713
<b>Stock Futures</b>	<b>3,802</b>	<b>170,939</b>	<b>549,299</b>
ADMIE (IPTO) HOLDING S.A. (CR)	48	289	7,307
ALPHA SERVICES HOLD (CR)	579	20,889	127,603
ATTICA BANK S.A. (CR)	7	149	395
CC HBC AG (CR)	2	7	83
CENERGY HOLDINGS (CB)	44	218	9,173
ELLAKTOR (CR)	52	615	6,118
EUROBANK HOLDINGS (CR)	455	17,761	64,803
EYDAP S.A. (CR)	45	196	1,445
FOURLIS (CR)	7	22	1,235
GEK TERNA (CR)	45	352	11,462
HELLENIC EXCHANGES-A.S.E. (CR)	38	149	3,431
HELLENIC PETROLEUM (CR)	26	144	4,254
INTRACOM HOLDINGS (CR)	95	500	3,744
JUMBO SA (CR)	26	60	1,676
LAMDA DEVELOPMENT SA (CR)	108	445	4,504
MARFIN INVESTMENT GROUP (CR)	6	31	44,595
MOTOR OIL (CR)	32	90	3,681
MYTILINEOS (CR)	113	348	6,083
NATIONAL BANK (CR)	602	9,048	47,056
OPAP (CR)	53	257	2,750
OTE (CR)	34	145	5,640
P.P.A. S.A. (CR)	0	0	270
PIRAEUS FINANCIAL HOLD (CR)	1,085	117,975	161,636
PPC (CR)	147	605	20,828
TERNA ENERGY (CR)	39	227	2,418
TITAN CEMENT (CB)	3	9	722
VIOHALCO SA/NV (CB)	111	408	6,387
<b>Index Options</b>	<b>15</b>	<b>90</b>	<b>1,397</b>
FTSE/Athex Large Cap	15	90	1,397
<b>Stock Options</b>	<b>2</b>	<b>14</b>	<b>395</b>
ALPHA SERVICES HOLD (CR)	2	14	103
NATIONAL BANK (CR)	0	0	40
OPAP (CR)	0	0	5
OTE (CR)	0	0	50
PIRAEUS FINANCIAL HOLD (CR)	0	0	0
PPC (CR)	0	0	197
<b>Total Derivatives Traded</b>	<b>4,127</b>	<b>172,603</b>	<b>558,804</b>











Number of Outstanding Securities	Nominal Value	Dividends [1]			Date of Last Coupon		Note	Shares	Closing price	% change	Previous closing price/date	Open price	Price min	Price max	Last price	Avg price	Last Bid [7]	Last Ask [7]	P/E after tax	Year	Volume	Trades	Transactions Value[8]	Company Mkt Value (thou. €)	Year low	Year high	Sector[4]	
		2018	2019	2020	Dividend [2]	Right																						
24,319,250	0.300	---	---	---	09/07/2002	04/07/2007	5165	PROODEFTIKH SA (CR)	0.21	---	0.21	23/04/2021	---	---	---	---	---	---	---	---	---	---	---	5,107.04	0.18	0.3	50101010	
13,582,223	1.35	---	---	---	24/06/2008	02/02/2016	4887	SIDMA STEEL (CR)	0.86	7.50	0.8	23/04/2021	0.805	0.805	0.86	0.86	0.845	490@0.815	730@0.860	---	---	2,060	6	1,740.80	11,680.71	0.59	0.88	55102010
766,000	1.00	---	---	---	01/07/2004	11/12/2012	5193	TRIA ALFA SA (CR)	7	---	7	23/04/2021	---	---	---	---	---	---	75@6.75	44.23	2019	---	---	---	6,253.80	7	7	55101020
245,000	1.00	---	---	---	19/07/2010	11/12/2012	5194	TRIA ALFA SA (PR)	3.64	---	3.64	23/04/2021	---	---	---	---	---	---	100@3.80	23.00	2019	---	---	---	6,253.80	1.41	3.64	55101020

## Suspension Status

5,867,311	0.300	---	---	---	11/08/2010	28/04/2017	5243	DIONIC (CR)	0.11	---	0.11	30/06/2020	---	---	---	---	---	---	---	---	---	---	---	645.40	0.11	0.11	50205010
21,820,410	0.800	---	---	---	22/05/2008	02/08/2011	5174	EUROMEDICA SA (CR)	0.448	---	0.448	30/04/2018	---	---	---	---	---	---	---	---	---	---	---	9,775.54	0.448	0.448	20101010
66,948,210	0.300	---	---	---	22/09/2015	22/09/2015	5179	FOLLI FOLLIE (CR)	4.8	---	4.8	24/05/2018	---	---	---	---	---	---	---	---	---	---	---	321,351.41	4.8	4.8	40401030
12,417,000	0.310	0.0205	---	---	27/08/2019	28/08/2017	5233	MLS MULTIMEDIA SA (CR)	0.57	---	0.57	12/05/2020	---	---	---	---	---	---	---	---	---	---	---	7,077.69	0.57	0.57	10101015
33,301,715	0.320	---	---	---	27/06/2003	08/07/2009	5241	AEGEK (CR)	0.035	---	0.035	25/06/2020	---	---	---	---	---	---	---	---	---	---	---	1,165.56	0.035	0.035	50101010
77,126,446	0.340	---	---	---	23/05/2005	18/08/2011	5206	G.E. DIMITRIOU (CR)	0.0125	---	0.0125	30/04/2019	---	---	---	---	---	---	---	---	---	---	---	964.08	0.0125	0.0125	40202020
7,085,888	1.59	---	---	---	02/07/1996	06/09/2010	5216	ELVIEMEK (CR)	2.6	---	2.6	30/09/2019	---	---	---	---	---	---	---	---	---	---	---	18,423.31	2.6	2.6	35101010
25,179,640	0.600	---	---	---	08/08/1994	19/09/2000	5191	J.BOUTARIS & SON (CR)	0.026	---	0.026	01/10/2018	---	---	---	---	---	---	---	---	---	---	---	742.45	0.026	0.026	45101015
1,540,000	0.600	---	---	---	08/08/1994	19/09/2000	5192	J.BOUTARIS & SON (PR)	0.057	---	0.057	01/10/2018	---	---	---	---	---	---	---	---	---	---	---	742.45	0.057	0.057	45101015
31,543,600	0.420	---	---	---	19/07/2010	19/12/2018	5205	KRETA FARM SA (CR)	1.09	---	1.085	30/04/2019	---	---	---	---	---	---	---	---	---	---	---	34,382.52	1.085	1.09	45102020
23,935,280	0.300	---	---	---	29/06/2009	13/06/2000	5153	NAYTEMPORIKI PUBLISHING SA(CR)	0.107	---	0.107	02/10/2017	---	---	---	---	---	---	---	---	---	---	---	2,561.07	0.107	0.107	40301030
23,463,874	0.800	---	---	---	23/05/2003	21/12/1999	4918	NEORION SA (CR)	0.125	---	0.125	30/08/2012	---	---	---	---	---	---	---	---	---	---	---	2,932.98	0.125	0.125	50206030

## Shares' Notes

Code	Note text
( )	- Adjusted dividends.
*	- Last adjusted closing price.
[1]	- Net dividends.
[2]	- The "Date of Last Coupon" for New listings refers to the date company's stocks started to trade in Athex
[3]	- The Company Market Value is referred to the number of outstanding shares
[4]	- Sectors codification can be found in Appendix A
[5]	- The Market Value refers to the total number of shares listed (including their several classes) in the exchange by the company.
[6]	- P/E greater than 100
[7]	- Last view of the Order Book before the end of the trading session
[8]	- All Blocks Methods' Transactions Value are included.
4750	- Transfer to the Under Surveillance Category from 8/4/2011.
4887	- Transfer to the Surveillance Category as of 10/4/2012.
4912	- Transfer to the Surveillance Category as of 31/7/2012.
4918	- Suspension of trading as of 31/8/2012.
4955	- Transfer to the Surveillance Category as from 5/4/2013.
4957	- Transfer to the Surveillance Category as from 5/4/2013.
4958	- Transfer to the Surveillance Category as from 5/4/2013.
4959	- Transfer to the Surveillance Category as from 5/4/2013.
5093	- Transfer to the Surveillance Category as of 8/4/2015.
5112	- Transfer to the Surveillance Category as of 15/04/2016.
5115	- Transfer to the Surveillance Category as of 15/04/2016.
5141	- Transfer to the Surveillance Category as of 10/05/2017.
5153	- Suspension of trading as of 03/10/2017.
5160	- Transfer to the Surveillance Category as of 15/04/2016.
5162	- Transfer to the Under Supervision Category as of 21/12/2009.
5165	- Transfer to the Surveillance Category as of 15/02/2018.
5174	- Suspension of trading as of 02/05/2018.
5178	- Transfer to the Surveillance Category as of 11/05/2018.
5179	- Suspension of trading as of 25/05/2018.
5190	- Transfer to the Surveillance Category as of 10/04/2012.
5191	- Suspension of trading as of 02/10/2018.
5192	- Suspension of trading as of 02/10/2018.
5193	- Transfer to the Surveillance Category as of 25/10/2018.
5194	- Transfer to the Surveillance Category as of 25/10/2018.
5197	- Transfer to the Surveillance Category as of 07/11/2018.
5205	- Suspension of trading as of 02/05/2019.
5206	- Suspension of trading as of 02/05/2019.
5216	- Suspension of trading as of 01/10/2019.
5232	- Transfer to the Under Surveillance Category from 08/04/2011.
5233	- Suspension of trading as of 13/05/2020.
5241	- Suspension of trading as of 26/06/2020.
5243	- Suspension of trading as of 01/07/2020.
5245	- Transfer to the Surveillance Category as of 09/07/2020.
5246	- Transfer to the Surveillance Category as of 09/07/2020.
5248	- Transfer to the Surveillance Category as of 06/09/20116.
5251	- Transfer to the Surveillance Category as of 25/11/2011.

Securities Blocks Details

Securities	Block Volume	Price	Block Trade Value	Time of approval	Note
JUMBO SA (CR)	41,191	15.89	654,524.99	11:08:18	20
OTE (CR)	28,419	14.20	403,549.80	11:49:21	20
HELLENIC EXCHANGES-A.S.E. (CR)	55,527	4.12	228,771.24	15:40:08	20
LAMDA DEVELOPMENT SA (CR)	100,000	7.30	730,000.00	16:35:17	20
ALPHA SERVICES HOLD (CR)	448,706	1.28	573,446.27	17:01:39	20

Blocks Notes

- 9 - Method 6-1 / Special Fees
- 10 - Method 6-1 / Special Fees, SDS
- 14 - Method 6-3 / Settlement, Incomplete Buy and Sell
- 18 - Method 6-2 / SPOT 1
- 19 - Method 6-2 / SPOT 2
- 20 - Method 6-1 and Method 6-1 Same Day Settlement
- 21 - Other Pre-agreed

**Shares Rights Details**

Occured date	Exercise from	Exercise until	Trading until	Rights	Price min	Price max	Closing price	Last Bid	Last Ask	Volume	Trades	Transactions Value
--------------	---------------	----------------	---------------	--------	-----------	-----------	---------------	----------	----------	--------	--------	--------------------

No Rights Transactions.



---

**Securities Forced Sales**

---

Securities	Category of Security	Transactions Volume	Number of Trades	Transactions Value	Note
------------	----------------------	------------------------	---------------------	-----------------------	------

---

No Forced Transactions.

---

---

**Forced Sales Notes**

---

1 - Normal Forced Sale.

2 - Forced Sales of Fixed Registered Shares.

3 - Forced Sales of Remaining Stock Fractions.

**Forced Sales Registered Shares**

Securities	Start Date	End Date	Initial Volume	Remaining Volume	Date	Avg price (day)	Avg price (period)	Number of Trades	Transactions Volume	Transactions Value
------------	------------	----------	----------------	------------------	------	-----------------	--------------------	------------------	---------------------	--------------------

No Fixed Registered Shares Forced Sales.

**Forced Sales Notes**

According to Decision 1/380/04.05.2008 of the Hellenic Republic Capital Market Commission, the certificated registered shares that have not been deposited to the issuer for dematerialisation, will be auctioned in the Athens Exchange by the supervising issuer. Forced sales procedure is held according to Article 99A of the Athens Exchange Rulebook. The average price of the period is calculated by dividing the Total transactions value by the Total volume and includes all the transactions made until the current date.

## Exchange Traded Funds (ETFs) Characteristics

	Transactions Date (T)	Creation / Redemption	Units (T-1)	New Units (T-1)	Redemption Units (T-1)	Units (T) [1]	Fund Assets [2]	Net Unit Price	Dividend per Unit	Dividend Date
ALPHA ETF FTSE Athex Large Cap	26/04/2021	5,000	853,597	---	---	853,597	18,686,410.00	21.8914	0.81	01/07/2020

## ETFs Notes

[1] - Units (T) = Units (T-1) + New Units (T-1) - Redemption Units (T-1)

[2] - The Creation / Redemption Units of T-1 are included.

## Non Convertible Corporate Bonds - Regulated Market

Num Listed Bonds	Nominal price	Issue price	Today's Rate	Exp. Date	Duration (years)	Note	Coupon		Trading Unit	Corporate Bonds	Accrued Int.	Yield.T.Mat	Price min	Price max	Closing price	Previous closing price/date	Volume	Transactions Value	Last order		ear min	Year max		
							Common	Preferred											Price	Buy / Sell			Date	
20,529	1,000.00	1,000.00	4.95	26/06/2023	5	---	6	---	1	B&F COMM. & GARM. INDUS. S.A. (Non Convertible)	16.6375	5.4490	---	---	---	97.5000	20/04/2021	---	---	96.1000	B	26/04/2021	92.1501	98.5000
90,000	1,000.00	1,000.00	3.00	11/05/2023	5	---	6	---	1	CORAL A.E. (Non Convertible)	14.0000	1.6970	102.3000	102.3000	102.3000	102.0000	23/04/2021	29,000	30,073.00	102.2500	B	26/04/2021	101.5000	103.5000
120,000	1,000.00	1,000.00	3.95	04/04/2025	7	---	7	---	1	GEK TERNA S.A. (Non Convertible)	2.4139	2.3680	104.3700	104.7500	104.7163	104.5480	23/04/2021	205,000	215,163.35	102.1500	B	26/04/2021	103.3350	105.2000
200,000	1,000.00	1,000.00	3.60	12/03/2026	7	---	5	---	1	AEGEAN AIRLINES S.A. (Non Convertible)	4.7000	3.4730	96.4110	99.4000	99.4000	98.3890	23/04/2021	33,000	32,463.07	98.7000	B	26/04/2021	93.1501	99.9000
200,000	1,000.00	1,000.00	1.90	23/03/2028	7	---	1	---	1	MOTOR OIL CORINTH REFINERIES SA (Non Convertible)	1.9000	1.8400	100.3500	100.3700	100.3548	100.3490	23/04/2021	210,000	211,144.00	100.3700	B	26/04/2021	100.0000	100.5500
200,000	1,000.00	1,000.00	2.10	27/10/2027	7	---	1	---	1	O.P.A.P. S.A. (Non Convertible)	---	1.7520	101.3000	101.9800	101.9500	101.9870	23/04/2021	144,000	146,077.00	101.3000	B	26/04/2021	99.3000	102.8500
175,000	1,000.00	1,000.00	3.40	26/07/2024	5	---	4	---	1	ATTICA HOLDINGS S.A. (Non Convertible)	8.6889	5.1120	93.5000	94.8000	94.2967	94.1420	23/04/2021	46,000	43,776.19	94.0000	B	26/04/2021	90.0310	94.9999
39,892,816	1.00	1.00	5.00	04/10/2021	5	---	19	---	1	HOUSEMARKET S.A. (Non Convertible)	0.0031	1.5010	101.4000	101.5000	101.4000	101.4000	19/04/2021	20,010	20,351.30	101.4000	B	26/04/2021	101.4000	102.9900
150,000	1,000.00	1,000.00	2.60	22/10/2026	7	---	4	---	1	TERNA ENERGY FINANCE S.A. (Non Convertible)	0.4333	2.4410	100.2500	100.3300	100.3000	100.8000	23/04/2021	39,000	39,129.50	100.2500	B	26/04/2021	99.4000	103.0000
320,000	1,000.00	1,000.00	3.40	21/07/2027	7	---	2	---	1	LAMDA DEVELOPMENT S.A. (Non Convertible)	9.1611	3.1700	100.7700	101.6500	100.7700	101.0490	23/04/2021	74,000	75,383.32	100.7700	B	26/04/2021	99.0100	101.9000
500,000	1,000.00	1,000.00	2.75	03/07/2027	7	---	2	---	1	GEK TERNA S.A. (Non Convertible)	8.7083	2.8740	98.0000	98.9960	98.9938	98.5000	23/04/2021	76,000	75,326.39	98.0100	B	26/04/2021	97.8574	99.8765

## Corporate Bonds Notes

Transactions Volume = (Pieces) \* (Nominal Price). Transactions Value = (Pieces) \* (Nominal Price) \* (price %) + (Accrued interest).

The price of a Bond is stated as a percentage (%) of Bond's Nominal Price.

Nominal Price in Euros (€), except if it is noted differently.

## Government Bonds

Number Listed Bonds	Nominal price	Today's Rate	Accrued Interest Calc	Exp. Date [1]	Duration (years)	Note	Coupons Date	Curr. coupon value	Trading Unit	Government Bonds	Price min	Price max	Closing price	Previous closing price/date	Volume	Transactions Value	Price	Last order Buy / Sell	Date
3,000,000	1,000.00	4.38	Actual/Actual	01/08/2022	5	---	01/08	4.38	1	GGB-FXD-010822-05Y-4.375-1.000	---	---	---	---	---	---	1.0000	B	28/11/2018
4,500,000	1,000.00	1.88	Actual/Actual	04/02/2035	15	---	04/02	1.88	1	GGB-FXD-040235-15Y-1.875-1.000	---	---	---	---	---	---	---	---	---
2,500,000	1,000.00	3.45	Actual/Actual	02/04/2024	5	---	02/04	3.45	1	GGB-FXD-020424-05Y-3.450-1.000	---	---	---	---	---	---	---	---	---
3,500,000	1,000.00	0.75	Actual/Actual	18/06/2031	10	---	18/06	0.75	1	GGB-FXD-180631-10Y-0.750-1.000	---	---	---	---	---	---	---	---	---
4,355,990,324	1.00	3.50	Actual/Actual	30/01/2023	5	---	01/02 - 31/01	3.50	1	GGB-FXD-300123-05Y-3.500-1.000	---	---	---	94.5720 13/07/2018	---	---	1.0000	B	28/11/2018
5,962,747,327	1.00	3.75	Actual/Actual	30/01/2028	10	---	/02 - 01/02 - 31/	3.75	1	GGB-FXD-300128-10Y-3.750-1.000	---	---	---	85.4610 13/07/2018	---	---	1.0000	B	28/11/2018
6,091,218,404	1.00	3.90	Actual/Actual	30/01/2033	15	---	/02 - 01/02 - 31/	3.90	1	GGB-FXD-300133-15Y-3.900-1.000	---	---	---	78.6730 13/07/2018	---	---	1.0000	B	28/11/2018
4,805,399,486	1.00	4.00	Actual/Actual	30/01/2037	19	---	/02 - 01/02 - 31/	4.00	1	GGB-FXD-300137-19Y-4.000-1.000	---	---	---	77.0370 13/07/2018	---	---	1.0000	B	28/11/2018
4,603,713,186	1.00	4.20	Actual/Actual	30/01/2042	24	---	/02 - 01/02 - 31/	4.20	1	GGB-FXD-300142-24Y-4.200-1.000	---	---	---	77.7640 13/07/2018	---	---	1.0000	B	28/11/2018
550,418,123	1.00	4.30	Actual/Actual	24/02/2023	11	---	24/02	4.30	1	GGB-FXD-240223-11Y-2.000-1.000	---	---	---	10.0000 22/06/2015	---	10.0000	B	11/07/2019	
445,007,576	1.00	4.30	Actual/Actual	24/02/2024	12	---	24/02	4.30	1	GGB-FXD-240224-12Y-2.000-1.000	---	---	---	10.0000 22/06/2015	---	---	---	---	
423,674,226	1.00	4.30	Actual/Actual	24/02/2025	13	---	24/02	4.30	1	GGB-FXD-240225-13Y-2.000-1.000	---	---	---	10.0000 22/06/2015	---	---	---	---	
212,292,153	1.00	4.30	Actual/Actual	24/02/2026	14	---	24/02	4.30	1	GGB-FXD-240226-14Y-2.000-1.000	---	---	---	10.0000 22/06/2015	---	---	---	---	
160,621,352	1.00	4.30	Actual/Actual	24/02/2027	15	---	24/02	4.30	1	GGB-FXD-240227-15Y-2.000-1.000	---	---	---	10.0000 22/06/2015	---	---	---	---	
183,244,055	1.00	4.30	Actual/Actual	24/02/2028	16	---	24/02	4.30	1	GGB-FXD-240228-16Y-2.000-1.000	---	---	---	10.0000 22/06/2015	---	---	---	---	
164,802,894	1.00	4.30	Actual/Actual	24/02/2029	17	---	24/02	4.30	1	GGB-FXD-240229-17Y-2.000-1.000	---	---	---	10.0000 22/06/2015	---	---	---	---	
165,460,943	1.00	4.30	Actual/Actual	24/02/2030	18	---	24/02	4.30	1	GGB-FXD-240230-18Y-2.000-1.000	---	---	---	10.0000 22/06/2015	---	---	---	---	
129,007,241	1.00	4.30	Actual/Actual	24/02/2031	19	---	24/02	4.30	1	GGB-FXD-240231-19Y-2.000-1.000	---	---	---	10.0000 22/06/2015	---	---	---	---	
126,192,683	1.00	4.30	Actual/Actual	24/02/2032	20	---	24/02	4.30	1	GGB-FXD-240232-20Y-2.000-1.000	---	---	---	10.0000 22/06/2015	---	---	---	---	
146,905,168	1.00	4.30	Actual/Actual	24/02/2033	21	---	24/02	4.30	1	GGB-FXD-240233-21Y-2.000-1.000	---	---	---	10.0000 22/06/2015	---	---	---	---	
154,475,606	1.00	4.30	Actual/Actual	24/02/2034	22	---	24/02	4.30	1	GGB-FXD-240234-22Y-2.000-1.000	---	---	---	10.0000 22/06/2015	---	---	---	---	
144,429,441	1.00	4.30	Actual/Actual	24/02/2035	23	---	24/02	4.30	1	GGB-FXD-240235-23Y-2.000-1.000	---	---	---	10.0000 22/06/2015	---	---	---	---	
166,211,676	1.00	4.30	Actual/Actual	24/02/2036	24	---	24/02	4.30	1	GGB-FXD-240236-24Y-2.000-1.000	---	---	---	10.0000 22/06/2015	---	---	---	---	
145,461,669	1.00	4.30	Actual/Actual	24/02/2037	25	---	24/02	4.30	1	GGB-FXD-240237-25Y-2.000-1.000	---	---	---	10.0000 22/06/2015	---	---	---	---	
146,941,087	1.00	4.30	Actual/Actual	24/02/2038	26	---	24/02	4.30	1	GGB-FXD-240238-26Y-2.000-1.000	---	---	---	10.0000 22/06/2015	---	---	---	---	
135,115,612	1.00	4.30	Actual/Actual	24/02/2039	27	---	24/02	4.30	1	GGB-FXD-240239-27Y-2.000-1.000	---	---	---	10.0000 22/06/2015	---	---	---	---	
141,909,637	1.00	4.30	Actual/Actual	24/02/2040	28	---	24/02	4.30	1	GGB-FXD-240240-28Y-2.000-1.000	---	---	---	10.0000 22/06/2015	---	---	---	---	
136,788,720	1.00	4.30	Actual/Actual	24/02/2041	29	---	24/02	4.30	1	GGB-FXD-240241-29Y-2.000-1.000	---	---	---	10.0000 22/06/2015	---	---	---	---	
163,643,410	1.00	4.30	Actual/Actual	24/02/2042	30	---	24/02	4.30	1	GGB-FXD-240242-30Y-2.000-1.000	---	---	---	10.0000 22/06/2015	---	---	---	---	
4,000,000	1,000.00	3.88	Actual/Actual	12/03/2029	10	---	12/03	3.88	1	GGB-FXD-120329-10Y-3.875-1.000	---	---	---	---	---	100.0000	B	15/10/2019	
503,753	1,000.00	0.32	FLR Actual/360	16/09/2021	2	---	16/03 - 16/09	---	1	GGB-FLT-160921-02Y-0.319-1.000	---	---	---	---	---	---	---	---	
3,000,000	1,000.00	3.38	Actual/Actual	15/02/2025	7	---	15/02	3.38	1	GGB-FXD-150225-07Y-3.375-1.000	---	---	---	---	---	---	---	---	
250,250	1,000.00	2.90	Actual/Actual	20/03/2023	4	---	20/03	2.90	1	GGB-FXD-200323-04Y-2.900-1.000	---	---	---	---	---	---	---	---	
964,000	1,000.00	3.25	Actual/Actual	20/03/2025	6	---	20/03	3.25	1	GGB-FXD-200325-06Y-3.250-1.000	---	---	---	---	---	---	---	---	

## Government Bonds Notes

Transactions Volume = (Pieces) \* (Nominal Price). Transactions Value = (Pieces) \* (Nominal Price) \* (price %) + (Accrued interest).

The Value of current coupon for the issues with NV 0.01 euro refers to NV 100 euros

FLR: Floating Interest Rate.

[1] - The Expiration Date of the interest bearing period and the Date for coupon payment.

## Government Bonds

Number Listed Bonds	Nominal price	Today's Rate	Accrued Interest Calc	Exp. Date [1]	Duration (years)	Note	Coupons Date	Curr. coupon value	Trading Unit	Government Bonds	Price min	Price max	Closing price	Previous closing price/date	Volume	Transactions Value	Price	Last order Buy / Sell	Date
2,100,000	1,000.00	3.55	Actual/Actual	20/03/2026	7	---	20/03	3.55	1	GGB-FXD-200326-07Y-3.550-1.000	---	---	---	---	---	---	---	---	---
5,500,000	1,000.00	1.50	Actual/Actual	18/06/2030	10	---	18/06	1.50	1	GGB-FXD-180630-10Y-1.500-1.000	---	---	---	---	---	---	---	---	---
5,364,250	1,000.00	3.25	Actual/Actual	20/03/2050	30	---	20/03	3.25	1	GGB-FXD-200350-30Y-3.250-1.000	---	---	---	---	---	---	---	---	---
2,000,000	1,000.00	2.00	Actual/Actual	22/04/2027	7	---	22/04	2.00	1	GGB-FXD-220427-07Y-2.000-1.000	---	---	---	---	---	---	99.9000	B	22/04/2020
2,500,000	1,000.00	1.88	Actual/Actual	23/07/2026	7	---	23/07	1.88	1	GGB-FXD-230726-07Y-1.875-1.000	---	---	---	---	---	---	---	---	---
2,500,000	1,000.00	1.88	Actual/Actual	24/01/2052	30	---	24/01	1.88	1	GGB-FXD-240152-30Y-1.875-1.000	---	---	---	---	---	---	---	---	---

## Government Bonds Notes

Transactions Volume = (Pieces) \* (Nominal Price). Transactions Value = (Pieces) \* (Nominal Price) \* (price %) + (Accrued interest).

The Value of current coupon for the issues with NV 0.01 euro refers to NV 100 euros

FLR: Floating Interest Rate.

[1] - The Expiration Date of the interest bearing period and the Date for coupon payment.

Treasury Bills & Zero Coupon Government Bonds

Issue Date	13-Week Maturity									26-Week Maturity									52-Week Maturity								
	Exp. Date	Initial Rate	Num Listed Bonds	Nominal price	Issue price	Last Trade Price	Last Trade Date	Volume Traded	Note	Exp. Date	Initial Rate	Num Listed Bonds	Nominal price	Issue price	Last Trade Price	Last Trade Date	Volume Traded	Note	Exp. Date	Initial Rate	Num Listed Bonds	Nominal price	Issue price	Last Trade Price	Last Trade Date	Volume Traded	Note
12/06/2020	---	---	---	---	---	---	---	---	---	---	---	---	---	---	---	---	---	---	11/06/2021	0.25	1,600,000	1,000.00	997.49	---	---	---	---
11/09/2020	---	---	---	---	---	---	---	---	---	---	---	---	---	---	---	---	---	---	10/09/2021	0.00	1,000,000	1,000.00	1,000.00	---	---	---	---
11/12/2020	---	---	---	---	---	---	---	---	---	---	---	---	---	---	---	---	---	---	10/12/2021	-0.26	1,000,000	1,000.00	1,002.60	---	---	---	---
12/03/2021	---	---	---	---	---	---	---	---	---	---	---	---	---	---	---	---	---	---	11/03/2022	-0.22	1,000,000	1,000.00	1,002.24	---	---	---	---

Bonds in Circulation	Currency / Min nominal traded Value	Coupons Payment Date	Current Coupon Value	Note	Coupon	Trading Unit	Issue Date	Duration (years)	Today's Interest	A.I.C in days	Bonds	Last price of previous days		Last Outcry in Cash (euro)		Trades in Pieces	Life min	Life Max	
												Price	Buy / Sell	Price	Buy / Sell				
<b>Corporate Bonds in Foreign Currency and Euro</b>																			
103,746	GBP / 10	01/12	0.25	---	62	1	01/12/1930	98	2.5	360	National Mortgage Bank	2.27	05/02/1996	2.27	S	05/02/1996	---	2.27	2.27
0	GBP / 10	01/12	0.25	---	64	1	01/12/1928	100	2.5	360	National Mortgage Bank	---	---	---	---	---	---	---	---

## Government Bonds Notes

A.I.C: Accrued Interest Calculation base.

FLR: Floating Interest Rate.

The minimum tradeable Nominal Value for all Demeterialised Government Titles is 100 Euros.

(μτφρ-0)



## Athex &amp; ATHEXClear Members List

Member Name	Stock Market			Derivatives Market		ATHEXClear Member				
	Address	Phone	Fax	Market Member	Remote Member	Market Maker	Proprietary	Market Maker	General Clearing	Direct Clearing
A. SARRIS SECURITIES S.A.				a						
6, ΔΡΑΓΑΤΣΑΝΙΟΥ 6 ΑΘΗΝΑ	2103367700									
AEONIC SECURITIES C.I.F. P.L.C.				a	a					
, ΛΑΪΟΥ 6, ΓΡ. 301B, ANNA COURT	35725337600									
ALPHA BANK S.A.									a	
, ΣΤΑΔΙΟΥ 40 ΑΘΗΝΑ	2103260000									
ALPHA FINANCE INVESTMENT SERVICES S.A.				a		a	a	a		a
5, ΜΕΡΛΙΝ 5 ΑΘΗΝΑ	2103677400									
ARGUS STOCKBROKERS LTD				a	a		a			
25, 25 ΛΕΩΦΟΡΟΣ ΔΗΜΟΣΘΕΝΗ ΣΕΒΕΡΗ	0035722717000									
ATLANTIC SECURITIES LTD				a	a					
37, ΠΡΟΔΡΟΜΟΥ 37	0035722445400									
AXON SECURITIES S.A.				a			a			
48, ΣΤΑΔΙΟΥ 48 ΑΘΗΝΑ	2103363800									
BETA SECURITIES S.A.				a		a	a			a
29, Α.ΑΛΕΞΑΝΔΡΑΣ 29 ΑΘΗΝΑ	2106478930								a	
BNP PARIBAS SECURITIES SERVICES									a	
2, ΛΑΜΨΑΚΟΥ 2 ΑΘΗΝΑ	2107468500									
BOFA SECURITIES EUROPE SA				a	a					
, 112 AVENUE KL'BER 75116	+33 153655555									
CAPITAL SECURITIES S.A.				a			a			
58, ΜΗΤΡΟΠΟΛΕΩΣ 58 ΑΘΗΝΑ	2103369700									
CFS SECURITIES INVESTMENT SERVICES S.A.				a						
3, ΠΑΠΑΡΡΗΓΟΠΟΥΛΟΥ 3 ΑΘΗΝΑ	2103360800									
CITIGROUP GLOBAL MARKETS EUROPE AG				a	a					
16, REUTERWEG 16 FRANKFURT	+49 691366-0									
CITIGROUP GLOBAL MARKETS LIMITED				a						
1, 33 CANADA SQUARE - CANARY WHARF	+44 02079864000									
CREDIT SUISSE SECURITIES (EUROPE) LIMITED				a						
1, ONE CABOT SQUARE LONDON	+44 2078888888									
CREDIT SUISSE SECURITIES SOCIEDAD DE VALORES SA				a	a					
, CALLE AYALA 42, 3A PLANTA-B MADRID	+34917916000									
CYCLOS SECURITIES S.A.				a			a			
39, ΠΑΝΕΠΙΣΤΗΜΙΟΥ 39 ΑΘΗΝΑ	2103364300									
DEUTSCHE BANK S.A.					a					
1, GREAT WINCHESTER STREET LONDON	+44 20 754 54209	00441133361437								
DYNAMIC SECURITIES S.A.				a			a			a
, ΤΡΑΛΛΕΩΝ 2 & Α.ΣΥΓΓΡΟΥ 223 ΝΕΑ ΣΜΥΡΝΗ	2103677700									
EUROBANK EQUITIES INVESTMENT FIRM S.A				a		a	a	a		a
, ΦΙΛΕΛΛΗΝΩΝ 10 & ΞΕΝΟΦΩΝΤΟΣ 13 ΑΘΗΝΑ	2103720425									
EUROBANK S.A.									a	
, ΟΘΩΝΟΣ 8 ΑΘΗΝΑ	2103337000									
EUROCORP INVESTMENT SERVICES S.A.				a			a			a
14, ΠΛ.ΦΙΛΙΚΗΣ ΕΤΑΙΡΕΙΑΣ 14 ΑΘΗΝΑ	2107263600									
EUROTRUST INVESTMENT FIRM SA				a						
113, ΣΕΒΑΣΤΟΥΠΟΛΕΩΣ 113 ΑΘΗΝΑ	2103363100									
EUROXX SECURITIES S.A.				a		a	a	a		a
7, ΠΑΛΑΙΟΛΟΓΟΥ ΧΑΛΑΝΔΡΙ	(210)-6879400	(210)-6879401								
7, ΠΑΛΕΟΛΟΓΟΥ ΧΑΛΑΝΔΡΙ	+30 2106879400	210-6879401								
G. A. PERVANAS SECURITIES- INVESTMENT SERVICES S.A.				a						
7-9, ΣΟΦΟΚΛΕΟΥΣ 7-9 ΑΘΗΝΑ	2103727200									
GLOBAL CAPITAL SECURITIES & FINANCIAL SERVICES LTD				a	a					
50, ΛΑΡΧΙΠΕΡΙΣΚΟΠΟΥ ΜΑΚΑΡΙΟΥ Γ50	0035722710710									
HELLENIC AMERICAN SECURITIES S.A.				a		a	a			a
27, ΑΝΔΡΕΑ ΠΑΠΑΝΔΡΕΟΥ 27 ΜΑΡΟΥΣΙ	2103311100									
HELLENIC BANK (INVESTMENTS) LTD					a					
, ΑΥΞ.ΚΥΡΙΑΚΟΥ ΜΑΤΣΙ 31 - PO BOX 24747 NICOSIA	+357 22500100	357 22500110								
HSBC CONTINENTAL EUROPE									a	
109-111, Α.ΜΕΣΟΓΕΙΩΝ 109-111	2106960000									
INDEX SECURITIES S.A.				a						
6, ΔΡΑΓΑΤΣΑΝΙΟΥ 6 ΑΘΗΝΑ	2103213920									
J. CHR. MAVRIKIS SECURITIES S.A.				a						
5, ΣΟΦΟΚΛΕΟΥΣ 5 ΑΘΗΝΑ	2103216730									

## Athex &amp; ATHEXClear Members List

Member Name				Stock Market			Derivatives Market		ATHEXClear Member	
	Address	Phone	Fax	Market Member	Remote Member	Market Maker	Proprietary	Market Maker	General Clearing	Direct Clearing
KAPPA SECURITIES S.A.				a			a			
15, ΒΑΛΛΑΡΙΤΟΥ 15 ΑΘΗΝΑ	2103678600									
KARAMANOF SECURITIES & INVESTMENT SERVICES S.A.				a						
2, ΠΛ.ΑΓ.ΘΕΟΔΩΡΩΝ 2 ΑΘΗΝΑ	2103212947									
LAIKI FINANCIAL SERVICES LTD					a					
26, AVE. VYRONOS NICOSIA	357 22367367	357 22718567								
LEON DEPOLAS SECURITIES S.A.				a		a	a			
1, ΧΡΗΣΤΟΥ ΛΑΔΑ 1 ΑΘΗΝΑ	2103213276 -28									
MEGA EQUITY SECURITIES & FINANCIAL SERVICES PUBLIC LTD				a	a		a			
42-44, ΛΕΩΦ.ΓΡΙΒΑ ΔΙΓΓΕΝΗ 42-44	0035722711711									
MERIT SECURITIES S.A				a		a	a			a
5, ΣΟΦΟΚΛΕΟΥΣ 5 ΑΘΗΝΑ	2103671880									
MERRILL LYNCH INTERNATIONAL				a						
2, 2 KING EDWARD STREET LONDON	+44 20276281000									
N. CHRYSOCHOIDIS SECURITIES S.A.				a			a			a
7-9, ΣΟΦΟΚΛΕΟΥΣ 7-9 ΑΘΗΝΑ	2103213913									
NATIONAL BANK OF GREECE S.A.				a		a	a		a	
86, ΑΙΟΛΟΥ ΣΤΡ. ΑΘΗΝΑ	(210)-3341000	(210)-3228187								
68, ΑΚΑΔΙΜΙΑΣ ΣΤΡ. ΑΘΗΝΑ	(210)-3328817	(210)-3328678								
NATIONAL SECURITIES S.A.				a		a	a	a		
66, ΛΕΩΦ. ΚΗΦΙΣΙΑΣ 66 (ΚΤΗΡΙΟ Α) ΜΑΡΟΥΣΙ	2103328784									
NUNTIUS BROKERAGE AND INVESTMENT SERVICES S.A				a						
6, ΔΡΑΓΑΤΣΑΝΙΟΥ 6 ΑΘΗΝΑ	2103350599									
ONE PLUS CAPITAL LIMITED				a	a					
, 75 PRODROMOU AVENUE NICOSIA 1307	35722873760									
OPTIMA BANK S.A.				a		a	a	a	a	
32, ΑΙΓΙΑΛΕΙΑΣ 32 & ΠΑΡΑΔΕΙΣΟΥ ΜΑΡΟΥΣΙ	2108173111									
PANTELAKIS SECURITIES S.A.				a		a	a	a		
57, ΕΘΝΙΚΗΣ ΑΝΤΙΣΤΑΣΕΩΣ 57, ΚΤΙΡΙΟ Β CHALANDRI	2106965000									
PEGASUS SECURITIES S.A				a			a			
17, ΒΑΛΛΑΡΙΤΟΥ 17 & ΑΜΕΡΙΚΗΣ ΑΘΗΝΑ	2103670700									
PIRAEUS BANK S.A.				a			a		a	
, ΑΜΕΡΙΚΗΣ 4 ΑΘΗΝΑ	2103335000									
PIRAEUS SECURITIES S. A.				a		a	a	a		a
10, ΣΤΑΔΙΟΥ 10 ΑΘΗΝΑ	2103354100									
PROCHOICE SECURITIES LTD				a	a					
57, ΛΕΩΦ.ΣΠΥΡΟΥ ΚΥΠΡΙΑΝΟΥ 57, ΑΚΙΝΗΤΑ Φ	035724661192									
SHARELINK SECURITIES & FINANCIAL SERVICES LTD				a	a		a			
6, HOUSE-ΘΕΟΤΟΚΗ 6 ΜΕΓΑΡΟ ΕΛΜΗΝΑ	+357 22554200									
SOCIETE GENERALE S.A.				a	a		a			
, 17 COURS VALMY, CEDEX	+157290504									
SOLIDUS SECURITIES S.A				a			a			a
64, ΛΟΥΙΖΗΣ ΠΙΑΝΚΟΥΡ 64 ΑΘΗΝΑ	2106900600									
ST. EM. LAVRENTAKIS SECURITIES S.A.				a			a			
7-9, ΣΟΦΟΚΛΕΟΥΣ 7-9 ΑΘΗΝΑ	2103213336									
THE CYPRUS INVESTMENT & SECURITIES CORPORATION LTD				a	a					
154, ΛΕΩΦ. ΚΥΡΗΝΕΙΑΣ	0035722121700									
UBS EUROPE SE				a	a					
, OPERNTURM, BOCKENHEIMER LANDSTRASSE 2-4	496921790									
UBS LIMITED					a					
1, FINSBURY AVENUE LONDON	+44 2075687135									

## List of Stocks under Market Making operations

Securities	Market Maker	Start Market Making	Stock Category
MLS MULTIMEDIA SA (CR)			Suspension Status
	PIRAEUS SECURITIES S. A.	01/08/2019	
ALPHA ETF FTSE Athex Large Cap			Exchange Traded Funds (ETFs)
	ALPHA FINANCE INVESTMENT SERVICES S.A.	02/01/1900	
	NATIONAL SECURITIES S.A.	02/01/1900	
ADMIE (IPTO) HOLDING S.A. (CR)			Main Market
	HELLENIC AMERICAN SECURITIES S.A.	09/03/2020	
	PIRAEUS SECURITIES S. A.	29/06/2017	
AEGEAN AIRLINES (CR)			Main Market
	EUROBANK EQUITIES INVESTMENT FIRM S.A	22/09/2020	
ALPHA SERVICES HOLD (CR)			Main Market
	ALPHA FINANCE INVESTMENT SERVICES S.A.	29/02/2016	
	EUROBANK EQUITIES INVESTMENT FIRM S.A	22/10/2006	
	HELLENIC AMERICAN SECURITIES S.A.	25/07/2014	
	LEON DEPOLAS SECURITIES S.A.	04/01/2016	
	MERIT SECURITIES S.A	03/09/2012	
	NATIONAL SECURITIES S.A.	02/01/1900	
	PIRAEUS SECURITIES S. A.	28/05/2009	
ANDROMEDA SA (CR)			Main Market
	BETA SECURITIES S.A.	15/02/2021	
AS COMPANY SA (CR)			Main Market
	EUROBANK EQUITIES INVESTMENT FIRM S.A	01/04/2019	
ATTICA BANK S.A. (CR)			Main Market
	EUROBANK EQUITIES INVESTMENT FIRM S.A	11/11/2019	
	EUROXX SECURITIES S.A.	22/01/2016	
	PIRAEUS SECURITIES S. A.	20/09/2017	
ATTICA HOLDINGS (CR)			Main Market
	HELLENIC AMERICAN SECURITIES S.A.	28/12/2017	
AUTOHELLAS SA (CR)			Main Market
	ALPHA FINANCE INVESTMENT SERVICES S.A.	01/07/2019	
	EUROXX SECURITIES S.A.	02/07/2018	
AVAX S.A. (CR)			Main Market
	EUROBANK EQUITIES INVESTMENT FIRM S.A	14/12/2015	
	PIRAEUS SECURITIES S. A.	01/02/2021	
AVE (CR)			Main Market
	EUROXX SECURITIES S.A.	05/06/2020	
BRIO PROPERTIES (CR)			Main Market
	EUROBANK EQUITIES INVESTMENT FIRM S.A	09/09/2019	
	LEON DEPOLAS SECURITIES S.A.	22/02/2021	
BYTE COMPUTER SA (CR)			Main Market
	MERIT SECURITIES S.A	04/08/2008	
CC HBC AG (CR)			Main Market
	BETA SECURITIES S.A.	08/03/2021	
	NATIONAL SECURITIES S.A.	02/01/1900	
	PIRAEUS SECURITIES S. A.	04/05/2015	
CENERGY HOLDINGS (CB)			Main Market
	ALPHA FINANCE INVESTMENT SERVICES S.A.	02/01/2016	
	EUROBANK EQUITIES INVESTMENT FIRM S.A	02/01/2016	
CNL CAPITAL (CR)			Main Market
	MERIT SECURITIES S.A	01/10/2018	
EKTER SA (CR)			Main Market
	EUROBANK EQUITIES INVESTMENT FIRM S.A	16/10/2017	
	LEON DEPOLAS SECURITIES S.A.	21/05/2018	
ELASTRON (CR)			Main Market
	LEON DEPOLAS SECURITIES S.A.	20/02/2017	
ELLAKTOR (CR)			Main Market
	ALPHA FINANCE INVESTMENT SERVICES S.A.	18/03/2019	
	EUROBANK EQUITIES INVESTMENT FIRM S.A	01/06/2012	
	EUROXX SECURITIES S.A.	24/09/2018	
	NATIONAL SECURITIES S.A.	02/01/1900	
	PIRAEUS SECURITIES S. A.	22/10/2018	
ELTON SA (CR)			Main Market
	BETA SECURITIES S.A.	03/09/2012	
	LEON DEPOLAS SECURITIES S.A.	01/04/2019	
ELVALHALCOR (CR)			Main Market
	ALPHA FINANCE INVESTMENT SERVICES S.A.	07/05/2018	
	EUROBANK EQUITIES INVESTMENT FIRM S.A	07/05/2018	
ELVE SA (CR)			Main Market
	LEON DEPOLAS SECURITIES S.A.	02/11/2020	

## List of Stocks under Market Making operations

Securities	Stock Category
Market Maker	Start Market Making
<b>ENTERSOFT (CR)</b>	Main Market
EUROBANK EQUITIES INVESTMENT FIRM S.A	22/06/2020
<b>EUROBANK HOLDINGS (CR)</b>	Main Market
ALPHA FINANCE INVESTMENT SERVICES S.A.	09/01/2006
EUROBANK EQUITIES INVESTMENT FIRM S.A	01/06/2012
HELLENIC AMERICAN SECURITIES S.A.	25/07/2014
LEON DEPOLAS SECURITIES S.A.	30/11/2018
MERIT SECURITIES S.A	06/11/2017
NATIONAL SECURITIES S.A.	02/01/1900
PIRAEUS SECURITIES S. A.	28/09/2009
<b>EUROPEAN RELIANCE INSUR. (CR)</b>	Main Market
PANTELAKIS SECURITIES S.A.	15/07/2019
<b>EYDAP S.A. (CR)</b>	Main Market
ALPHA FINANCE INVESTMENT SERVICES S.A.	27/01/2020
EUROBANK EQUITIES INVESTMENT FIRM S.A	10/06/2019
<b>FOURLIS (CR)</b>	Main Market
EUROBANK EQUITIES INVESTMENT FIRM S.A	01/12/2016
PIRAEUS SECURITIES S. A.	06/03/2017
<b>GEK TERNA (CR)</b>	Main Market
BETA SECURITIES S.A.	08/03/2021
PIRAEUS SECURITIES S. A.	29/08/2019
<b>GR. SARANTIS S.A. (CR)</b>	Main Market
BETA SECURITIES S.A.	14/05/2012
EUROBANK EQUITIES INVESTMENT FIRM S.A	24/10/2016
<b>HELLENIC EXCHANGES-A.S.E. (CR)</b>	Main Market
HELLENIC AMERICAN SECURITIES S.A.	01/09/2014
NATIONAL SECURITIES S.A.	02/01/1900
PIRAEUS SECURITIES S. A.	04/05/2015
<b>HELLENIC PETROLEUM (CR)</b>	Main Market
HELLENIC AMERICAN SECURITIES S.A.	14/09/2015
PIRAEUS SECURITIES S. A.	20/03/2017
<b>IKTINOS HELLAS SA (CR)</b>	Main Market
ALPHA FINANCE INVESTMENT SERVICES S.A.	01/04/2019
EUROBANK EQUITIES INVESTMENT FIRM S.A	25/02/2019
NATIONAL SECURITIES S.A.	02/01/1900
<b>INTERCONTINENTAL (CR)</b>	Main Market
LEON DEPOLAS SECURITIES S.A.	03/06/2019
<b>INTRACOM HOLDINGS (CR)</b>	Main Market
LEON DEPOLAS SECURITIES S.A.	08/10/2018
<b>JUMBO SA (CR)</b>	Main Market
BETA SECURITIES S.A.	01/02/2021
EUROBANK EQUITIES INVESTMENT FIRM S.A	25/05/2020
MERIT SECURITIES S.A	06/11/2017
PIRAEUS SECURITIES S. A.	06/03/2017
<b>KARAMOLEGOS SA (CR)</b>	Main Market
EUROXX SECURITIES S.A.	04/10/2019
<b>KLOUKINAS - LAPPAS SA (CR)</b>	Main Market
BETA SECURITIES S.A.	22/09/2014
<b>KRI-KRI S.A. (CR)</b>	Main Market
EUROBANK EQUITIES INVESTMENT FIRM S.A	07/05/2018
LEON DEPOLAS SECURITIES S.A.	16/01/2017
<b>LAMDA DEVELOPMENT SA (CR)</b>	Main Market
EUROBANK EQUITIES INVESTMENT FIRM S.A	08/12/2014
PANTELAKIS SECURITIES S.A.	06/11/2017
PIRAEUS SECURITIES S. A.	29/06/2017
<b>LAMPSA HOTEL SA (CR)</b>	Main Market
LEON DEPOLAS SECURITIES S.A.	16/01/2017
<b>MARFIN INVESTMENT GROUP (CR)</b>	Main Market
EUROBANK EQUITIES INVESTMENT FIRM S.A	23/03/2015
PIRAEUS SECURITIES S. A.	02/02/2009
<b>MOTOR OIL (CR)</b>	Main Market
BETA SECURITIES S.A.	08/03/2021
EUROBANK EQUITIES INVESTMENT FIRM S.A	22/10/2006
HELLENIC AMERICAN SECURITIES S.A.	01/09/2014
LEON DEPOLAS SECURITIES S.A.	01/04/2019
MERIT SECURITIES S.A	25/02/2019
NATIONAL SECURITIES S.A.	02/01/1900
PIRAEUS SECURITIES S. A.	04/05/2015

## List of Stocks under Market Making operations

Securities	Market Maker	Start Market Making	Stock Category
<b>MYTILINEOS (CR)</b>			Main Market
	ALPHA FINANCE INVESTMENT SERVICES S.A.	15/04/2019	
	EUROBANK EQUITIES INVESTMENT FIRM S.A	20/09/2017	
	MERIT SECURITIES S.A	25/02/2019	
	NATIONAL SECURITIES S.A.	02/01/1900	
	PIRAEUS SECURITIES S. A.	04/05/2015	
<b>NATIONAL BANK (CR)</b>			Main Market
	ALPHA FINANCE INVESTMENT SERVICES S.A.	09/01/2006	
	BETA SECURITIES S.A.	01/02/2021	
	EUROBANK EQUITIES INVESTMENT FIRM S.A	22/10/2006	
	HELLENIC AMERICAN SECURITIES S.A.	25/07/2014	
	LEON DEPOLAS SECURITIES S.A.	20/05/2015	
	MERIT SECURITIES S.A	03/09/2012	
	NATIONAL SECURITIES S.A.	02/01/1900	
	PIRAEUS SECURITIES S. A.	08/09/2008	
<b>OPAP (CR)</b>			Main Market
	ALPHA FINANCE INVESTMENT SERVICES S.A.	09/01/2006	
	EUROBANK EQUITIES INVESTMENT FIRM S.A	22/10/2006	
	HELLENIC AMERICAN SECURITIES S.A.	25/07/2014	
	MERIT SECURITIES S.A	20/03/2017	
	NATIONAL SECURITIES S.A.	02/01/1900	
	PIRAEUS SECURITIES S. A.	04/05/2015	
<b>OTE (CR)</b>			Main Market
	ALPHA FINANCE INVESTMENT SERVICES S.A.	09/01/2006	
	EUROBANK EQUITIES INVESTMENT FIRM S.A	22/10/2006	
	HELLENIC AMERICAN SECURITIES S.A.	25/07/2014	
	LEON DEPOLAS SECURITIES S.A.	20/04/2015	
	MERIT SECURITIES S.A	20/03/2017	
	NATIONAL SECURITIES S.A.	02/01/1900	
	PIRAEUS SECURITIES S. A.	08/09/2008	
<b>P.P.A. S.A. (CR)</b>			Main Market
	EUROBANK EQUITIES INVESTMENT FIRM S.A	06/02/2019	
<b>PAPOUTSANIS (CR)</b>			Main Market
	ALPHA FINANCE INVESTMENT SERVICES S.A.	19/11/2018	
	BETA SECURITIES S.A.	25/11/2013	
<b>PETROPOULOS PETROS (CR)</b>			Main Market
	EUROBANK EQUITIES INVESTMENT FIRM S.A	01/04/2019	
	PANTELAKIS SECURITIES S.A.	16/03/2020	
<b>PIRAEUS FINANCIAL HOLD (CR)</b>			Main Market
	ALPHA FINANCE INVESTMENT SERVICES S.A.	15/04/2019	
	EUROBANK EQUITIES INVESTMENT FIRM S.A	22/10/2006	
	EUROXX SECURITIES S.A.	15/02/2016	
	HELLENIC AMERICAN SECURITIES S.A.	25/07/2014	
	LEON DEPOLAS SECURITIES S.A.	30/11/2018	
	MERIT SECURITIES S.A	16/09/2013	
	NATIONAL SECURITIES S.A.	02/01/1900	
	PIRAEUS SECURITIES S. A.	16/02/2009	
<b>PLAISIO COMPUTERS SA (CR)</b>			Main Market
	EUROBANK EQUITIES INVESTMENT FIRM S.A	02/03/2015	
<b>PPC (CR)</b>			Main Market
	ALPHA FINANCE INVESTMENT SERVICES S.A.	09/01/2006	
	BETA SECURITIES S.A.	01/02/2021	
	EUROBANK EQUITIES INVESTMENT FIRM S.A	22/10/2006	
	HELLENIC AMERICAN SECURITIES S.A.	01/09/2014	
	MERIT SECURITIES S.A	06/11/2017	
	NATIONAL SECURITIES S.A.	02/01/1900	
	PIRAEUS SECURITIES S. A.	28/09/2009	
<b>PROFILE SA (CR)</b>			Main Market
	PANTELAKIS SECURITIES S.A.	01/07/2019	
<b>QUEST HOLDINGS (CR)</b>			Main Market
	BETA SECURITIES S.A.	26/03/2018	
	EUROBANK EQUITIES INVESTMENT FIRM S.A	28/01/2019	
<b>SPIROY AGRICULTURE SA (CR)</b>			Main Market
	EUROBANK EQUITIES INVESTMENT FIRM S.A	02/09/2019	
<b>TERNA ENERGY (CR)</b>			Main Market
	BETA SECURITIES S.A.	08/03/2021	
	PIRAEUS SECURITIES S. A.	09/12/2019	

List of Stocks under Market Making operations

Securities	Market Maker	Start Market Making	Stock Category
<b>THRACE PLASTICS SA (CR)</b>			
	ALPHA FINANCE INVESTMENT SERVICES S.A.	26/03/2018	Main Market
	EUROBANK EQUITIES INVESTMENT FIRM S.A	26/03/2018	
<b>TITAN CEMENT (CB)</b>			
	BETA SECURITIES S.A.	01/02/2021	Main Market
	EUROBANK EQUITIES INVESTMENT FIRM S.A	06/11/2019	
	PIRAEUS SECURITIES S. A.	18/01/2021	
<b>UNIBIOS (CR)</b>			
	LEON DEPOLAS SECURITIES S.A.	01/02/2021	Main Market
<b>VIOHALCO SA/NV (CB)</b>			
	ALPHA FINANCE INVESTMENT SERVICES S.A.	11/03/2008	Main Market
	EUROBANK EQUITIES INVESTMENT FIRM S.A	04/03/2014	
	MERIT SECURITIES S.A	17/03/2014	

Underlying Asset				Derivatives Market														
Price max	Price min	Closing price	change	Delivery Month	Open price	Price max	Price min	Last price	Closing price	Last Bid	Last Ask	Fixing price*	Life high	Life low	Trades	Volume	Open Interest	
FTSE/Athex Large Cap <span style="float: right;">(Trade Unit: 1 Index Point x 2€, Cash Settlement)</span>																		
2,231.84	2,178.30	2,215.04	1.69%	May 2021	2,262.00	2,262.00	2,210.00	2,220.25	2,220.25	---	---		2,262.00	---	292	1,383	7,624	
				June 2021	2,214.50	2,239.00	2,209.50	2,230.00	2,230.00	---	---		---	2,239.00	---	16	177	89
				July 2021	---	---	---	---	2,188.50	---	---		---	---	---	---	---	
				September 2021	---	---	---	---	2,196.00	---	---		---	---	---	---	---	
				December 2021	---	---	---	---	2,207.00	---	---		---	---	---	---	---	
				March 2022	---	---	---	---	2,218.00	---	---		---	---	---	---	---	

Derivatives notes

Fixing prices and final open positions can be retrieved from the following path <http://www.helex.gr/el/web/guest/statistics-end-of-day-derivatives>

Underlying Asset				Derivatives Market													
Price max	Price min	Closing price	change	Delivery Month	Open price	Price max	Price min	Last price	Closing price	Last Bid	Last Ask	Fixing price*	Life high	Life low	Trades	Volume	Open Interest
<b>ADMIE (IPTO) HOLDING S.A. (CR)</b>																	
(Contract Size: 100 Securities, Physical Delivery)																	
2.805	2.75	2.785	1.46%	June 2021	2.78	2.82	2.77	2.77	2.77	---	---	---	2.90	---	48	289	7,307
				September 2021	---	---	---	---	2.77	---	---	---	---	---	---	---	---
				December 2021	---	---	---	---	2.78	---	---	---	---	---	---	---	---
				March 2022	---	---	---	---	2.80	---	---	---	---	---	---	---	---
<b>ALPHA SERVICES HOLD (CR)</b>																	
(Contract Size: 100 Securities, Physical Delivery)																	
1.31	1.27	1.28	3.48%	June 2021	1.26	1.34	1.26	1.29	1.29	---	---	---	1.34	---	579	20,889	127,318
				September 2021	---	---	---	---	1.25	---	---	---	1.24	---	---	---	285
				December 2021	---	---	---	---	1.25	---	---	---	---	---	---	---	---
				March 2022	---	---	---	---	1.26	---	---	---	---	---	---	---	---
<b>ATTICA BANK S.A. (CR)</b>																	
(Contract Size: 100 Securities, Physical Delivery)																	
0.235	0.2255	0.23	3.84%	June 2021	0.236	0.236	0.230	0.230	0.230	---	---	---	0.245	---	7	149	395
				September 2021	---	---	---	---	0.223	---	---	---	---	---	---	---	---
				December 2021	---	---	---	---	0.224	---	---	---	---	---	---	---	---
				March 2022	---	---	---	---	0.226	---	---	---	---	---	---	---	---
<b>CC HBC AG (CR)</b>																	
(Contract Size: 100 Securities, Physical Delivery)																	
29.21	28.56	29	-0.92%	June 2021	29.00	29.00	28.68	28.68	28.68	---	---	---	29.21	---	2	7	83
				September 2021	---	---	---	---	29.51	---	---	---	---	---	---	---	---
				December 2021	---	---	---	---	29.66	---	---	---	---	---	---	---	---
				March 2022	---	---	---	---	29.80	---	---	---	---	---	---	---	---
<b>CENERGY HOLDINGS (CB)</b>																	
(Contract Size: 100 Securities, Physical Delivery)																	
2.865	2.74	2.77	0.36%	June 2021	2.72	2.86	2.72	2.76	2.76	---	---	---	2.86	---	44	218	9,173
				September 2021	---	---	---	---	2.78	---	---	---	---	---	---	---	---
				December 2021	---	---	---	---	2.80	---	---	---	---	---	---	---	---
				March 2022	---	---	---	---	2.81	---	---	---	---	---	---	---	---
<b>ELLAKTOR (CR)</b>																	
(Contract Size: 100 Securities, Physical Delivery)																	
1.49	1.415	1.425	-3.00%	June 2021	1.45	1.47	1.40	1.41	1.41	---	---	---	1.68	---	52	615	6,118
				September 2021	---	---	---	---	1.48	---	---	---	1.40	---	---	---	---
				December 2021	---	---	---	---	1.49	---	---	---	---	---	---	---	---
				March 2022	---	---	---	---	1.50	---	---	---	---	---	---	---	---
<b>EUROBANK HOLDINGS (CR)</b>																	
(Contract Size: 100 Securities, Physical Delivery)																	
0.794	0.7712	0.7764	2.45%	June 2021	0.788	0.805	0.777	0.782	0.782	---	---	---	0.814	---	455	17,761	64,803
				September 2021	---	---	---	---	0.764	---	---	---	---	---	---	---	---
				December 2021	---	---	---	---	0.768	---	---	---	---	---	---	---	---
				March 2022	---	---	---	---	0.772	---	---	---	---	---	---	---	---

Derivatives notes

Fixing prices and final open positions can be retrieved from the following path <http://www.helex.gr/el/web/guest/statistics-end-of-day-derivatives>



Underlying Asset				Derivatives Market													
Price max	Price min	Closing price	change	Delivery Month	Open price	Price max	Price min	Last price	Closing price	Last Bid	Last Ask	Fixing price*	Life high	Life low	Trades	Volume	Open Interest
<b>EYDAP S.A. (CR)</b>				(Contract Size: 100 Securities, Physical Delivery)													
9.2	8.96	9.18	2.57%	June 2021	9.10	9.27	9.04	9.19	9.19	---	---	---	9.27	---	45	196	1,445
				September 2021	---	---	---	---	9.02	---	---	---	---	---	---	---	---
				December 2021	---	---	---	---	9.07	---	---	---	---	---	---	---	---
				March 2022	---	---	---	---	9.11	---	---	---	---	---	---	---	---
<b>FOURLIS (CR)</b>				(Contract Size: 100 Securities, Physical Delivery)													
4.695	4.53	4.605	0.99%	June 2021	4.62	4.67	4.56	4.67	4.67	---	---	---	4.76	---	7	22	1,235
				September 2021	---	---	---	---	4.60	---	---	---	---	---	---	---	---
				December 2021	---	---	---	---	4.62	---	---	---	---	---	---	---	---
				March 2022	---	---	---	---	4.64	---	---	---	---	---	---	---	---
<b>GEK TERNA (CR)</b>				(Contract Size: 100 Securities, Physical Delivery)													
10.04	9.81	10.04	2.03%	June 2021	9.94	10.05	9.91	10.05	10.05	---	---	---	10.57	---	45	352	11,462
				September 2021	---	---	---	---	9.92	---	---	---	---	---	---	---	---
				December 2021	---	---	---	---	9.97	---	---	---	---	---	---	---	---
				March 2022	---	---	---	---	10.02	---	---	---	---	---	---	---	---
<b>HELLENIC EXCHANGES-A.S.E. (CR)</b>				(Contract Size: 100 Securities, Physical Delivery)													
4.16	4.06	4.12	3.00%	June 2021	4.07	4.12	4.05	4.06	4.06	---	---	---	4.19	---	38	149	3,431
				September 2021	---	---	---	---	4.03	---	---	---	---	---	---	---	---
				December 2021	---	---	---	---	4.05	---	---	---	---	---	---	---	---
				March 2022	---	---	---	---	4.07	---	---	---	---	---	---	---	---
<b>HELLENIC PETROLEUM (CR)</b>				(Contract Size: 100 Securities, Physical Delivery)													
6	5.89	5.95	1.54%	June 2021	5.96	6.01	5.95	5.98	5.98	---	---	---	6.05	---	26	144	4,254
				September 2021	---	---	---	---	5.91	---	---	---	---	---	---	---	---
				December 2021	---	---	---	---	5.94	---	---	---	---	---	---	---	---
				March 2022	---	---	---	---	5.97	---	---	---	---	---	---	---	---
<b>INTRACOM HOLDINGS (CR)</b>				(Contract Size: 100 Securities, Physical Delivery)													
1.554	1.5	1.554	5.14%	June 2021	1.53	1.56	1.50	1.55	1.55	---	---	---	1.56	---	95	500	3,744
				September 2021	---	---	---	---	1.49	---	---	---	---	---	---	---	---
				December 2021	---	---	---	---	1.50	---	---	---	---	---	---	---	---
				March 2022	---	---	---	---	1.51	---	---	---	---	---	---	---	---
<b>JUMBO SA (CR)</b>				(Contract Size: 100 Securities, Physical Delivery)													
16.44	15.69	16.2	3.18%	June 2021	15.75	16.42	15.74	16.27	16.27	---	---	---	16.90	---	26	60	1,676
				September 2021	---	---	---	---	15.83	---	---	---	---	---	---	---	---
				December 2021	---	---	---	---	15.91	---	---	---	---	---	---	---	---
				March 2022	---	---	---	---	15.99	---	---	---	---	---	---	---	---

Derivatives notes

Fixing prices and final open positions can be retrieved from the following path <http://www.helex.gr/el/web/guest/statistics-end-of-day-derivatives>

Underlying Asset				Derivatives Market													
Price max	Price min	Closing price	change	Delivery Month	Open price	Price max	Price min	Last price	Closing price	Last Bid	Last Ask	Fixing price*	Life high	Life low	Trades	Volume	Open Interest
<b>LAMDA DEVELOPMENT SA (CR)</b>				(Contract Size: 100 Securities, Physical Delivery)													
7.36	7.19	7.21	1.12%	June 2021	7.21	7.36	7.20	7.25	7.25	---	---	---	7.85	---	108	445	4,504
				September 2021	---	---	---	---	7.19	---	---	---	---	---	---	---	---
				December 2021	---	---	---	---	7.22	---	---	---	---	---	---	---	---
				March 2022	---	---	---	---	7.26	---	---	---	---	---	---	---	---
<b>MARFIN INVESTMENT GROUP (CR)</b>				(Contract Size: 100 Securities, Physical Delivery)													
0.0297	0.028	0.0288	2.86%	June 2021	0.030	0.030	0.029	0.030	0.030	---	---	---	0.037	---	6	31	44,595
				September 2021	---	---	---	---	0.028	---	---	---	---	---	---	---	---
				December 2021	---	---	---	---	0.028	---	---	---	---	---	---	---	---
				March 2022	---	---	---	---	0.029	---	---	---	---	---	---	---	---
<b>MOTOR OIL (CR)</b>				(Contract Size: 100 Securities, Physical Delivery)													
13.62	13.3	13.3	0.15%	June 2021	13.62	13.62	13.40	13.40	13.40	---	---	---	14.03	---	31	86	3,621
				September 2021	13.70	13.70	13.70	13.70	13.70	---	---	---	14.40	---	1	4	60
				December 2021	---	---	---	---	13.46	---	---	---	---	---	---	---	---
				March 2022	---	---	---	---	13.52	---	---	---	---	---	---	---	---
<b>MYTILINEOS (CR)</b>				(Contract Size: 100 Securities, Physical Delivery)													
15.6	15.32	15.6	2.63%	June 2021	15.47	15.67	15.36	15.65	15.65	---	---	---	15.67	---	113	348	6,040
				September 2021	---	---	---	---	15.32	---	---	---	15.60	---	---	---	43
				December 2021	---	---	---	---	15.40	---	---	---	---	---	---	---	---
				March 2022	---	---	---	---	15.48	---	---	---	---	---	---	---	---
<b>NATIONAL BANK (CR)</b>				(Contract Size: 100 Securities, Physical Delivery)													
2.689	2.58	2.58	0.39%	June 2021	2.61	2.71	2.59	2.59	2.59	---	---	---	2.76	---	602	9,048	46,871
				September 2021	---	---	---	---	2.59	---	---	---	2.55	---	---	---	185
				December 2021	---	---	---	---	2.60	---	---	---	---	---	---	---	---
				March 2022	---	---	---	---	2.62	---	---	---	---	---	---	---	---
<b>OPAP (CR)</b>				(Contract Size: 100 Securities, Physical Delivery)													
12.62	12.27	12.5	2.46%	June 2021	12.40	12.64	12.35	12.56	12.56	---	---	---	12.65	---	49	243	2,700
				September 2021	11.61	12.22	11.61	12.22	12.22	---	---	---	12.22	---	4	14	50
				December 2021	---	---	---	---	12.36	---	---	---	---	---	---	---	---
				March 2022	---	---	---	---	12.42	---	---	---	---	---	---	---	---
<b>OTE (CR)</b>				(Contract Size: 100 Securities, Physical Delivery)													
14.265	14.1	14.1	0.57%	June 2021	14.03	14.34	14.03	14.32	14.32	---	---	---	14.34	---	34	145	5,640
				September 2021	---	---	---	---	14.13	---	---	---	---	---	---	---	---
				December 2021	---	---	---	---	14.21	---	---	---	---	---	---	---	---
				March 2022	---	---	---	---	14.28	---	---	---	---	---	---	---	---

Derivatives notes

Fixing prices and final open positions can be retrieved from the following path <http://www.helex.gr/el/web/guest/statistics-end-of-day-derivatives>

Underlying Asset				Derivatives Market													
Price max	Price min	Closing price	change	Delivery Month	Open price	Price max	Price min	Last price	Closing price	Last Bid	Last Ask	Fixing price*	Life high	Life low	Trades	Volume	Open Interest
<b>P.P.A. S.A. (CR)</b>				(Contract Size: 100 Securities, Physical Delivery)													
21.7	21.4	21.5	0.47%	June 2021	---	---	---	---	21.47	---	---	---	22.29	---	---	---	262
				September 2021	---	---	---	---	21.57	---	---	---	21.43	---	---	---	8
				December 2021	---	---	---	---	21.68	---	---	---	---	---	---	---	---
				March 2022	---	---	---	---	21.79	---	---	---	---	---	---	---	---
<b>PIRAEUS FINANCIAL HOLD (CR)</b>				(Contract Size: 6 Securities, Physical Delivery)													
2.586	2.16	2.586	29.95%	June 2021	1.60	1.62	1.50	1.55	1.55	---	---	---	3.12	---	1,079	117,775	161,629
				September 2021	1.58	1.59	1.58	1.58	1.58	---	---	---	1.59	---	6	200	7
				December 2021	---	---	---	---	2.02	---	---	---	---	---	---	---	---
				March 2022	---	---	---	---	2.03	---	---	---	---	---	---	---	---
<b>PPC (CR)</b>				(Contract Size: 100 Securities, Physical Delivery)													
9.6	9.3	9.495	2.87%	June 2021	9.44	9.56	9.33	9.49	9.49	---	---	---	9.93	---	146	601	20,738
				September 2021	9.47	9.47	9.47	9.47	9.47	---	---	---	9.47	---	1	4	90
				December 2021	---	---	---	---	9.35	---	---	---	---	---	---	---	---
				March 2022	---	---	---	---	9.40	---	---	---	---	---	---	---	---
<b>TERNA ENERGY (CR)</b>				(Contract Size: 100 Securities, Physical Delivery)													
12.6	12.38	12.4	0.98%	June 2021	12.58	12.60	12.42	12.42	12.42	---	---	---	13.44	---	39	227	2,378
				September 2021	---	---	---	---	12.38	---	---	---	12.85	---	---	---	40
				December 2021	---	---	---	---	12.44	---	---	---	---	---	---	---	---
				March 2022	---	---	---	---	12.50	---	---	---	---	---	---	---	---
<b>TITAN CEMENT (CB)</b>				(Contract Size: 100 Securities, Physical Delivery)													
17.28	16.96	17.06	1.55%	June 2021	17.15	17.20	17.05	17.20	17.20	---	---	---	17.20	---	3	9	722
				September 2021	---	---	---	---	16.94	---	---	---	---	---	---	---	---
				December 2021	---	---	---	---	17.02	---	---	---	---	---	---	---	---
				March 2022	---	---	---	---	17.11	---	---	---	---	---	---	---	---
<b>VIOHALCO SA/NV (CB)</b>				(Contract Size: 100 Securities, Physical Delivery)													
5.24	5.06	5.16	2.38%	June 2021	5.20	5.26	5.11	5.15	5.15	---	---	---	5.26	---	111	408	6,387
				September 2021	---	---	---	---	5.08	---	---	---	---	---	---	---	---
				December 2021	---	---	---	---	5.11	---	---	---	---	---	---	---	---
				March 2022	---	---	---	---	5.13	---	---	---	---	---	---	---	---

Derivatives notes

Fixing prices and final open positions can be retrieved from the following path <http://www.helex.gr/el/web/guest/statistics-end-of-day-derivatives>

## FTSE/Athex Large Cap

(Trade Unit: 1 Index Point x 2€ - Exercise Style: European, Cash Settlement)

Call Options														Put Options																				
Exercise Price	May 2021							June 2021							Other Months		May 2021							June 2021							Other Months		Exercise Price	
	Open price	Price max	Price min	Last price	Closing price	Volume	Open Interest	Open price	Price max	Price min	Last price	Closing price	Volume	Open Interest	Volume	Open Interest	Open price	Price max	Price min	Last price	Closing price	Volume	Open Interest	Open price	Price max	Price min	Last price	Closing price	Volume	Open Interest	Volume	Open Interest		
1,200	-	-	-	-	-	-	-	0.00	0.00	0.00	-	982.00	-	-	-	-	-	-	-	-	-	-	0.00	0.00	0.00	-	0.01	-	-	-	-	1,200		
1,225	-	-	-	-	-	-	-	0.00	0.00	0.00	-	957.00	-	-	-	-	-	-	-	-	-	-	0.00	0.00	0.00	-	0.01	-	-	-	-	1,225		
1,250	-	-	-	-	-	-	-	0.00	0.00	0.00	-	932.00	-	-	-	-	-	-	-	-	-	-	0.00	0.00	0.00	-	0.01	-	-	-	-	1,250		
1,275	-	-	-	-	-	-	-	0.00	0.00	0.00	-	907.00	-	-	-	-	-	-	-	-	-	-	0.00	0.00	0.00	-	0.01	-	-	-	-	1,275		
1,300	-	-	-	-	-	-	-	0.00	0.00	0.00	-	882.00	-	-	-	-	-	-	-	-	-	-	0.00	0.00	0.00	-	0.01	-	-	-	-	1,300		
1,325	-	-	-	-	-	-	-	0.00	0.00	0.00	-	857.00	-	-	-	-	-	-	-	-	-	-	0.00	0.00	0.00	-	0.01	-	-	-	-	1,325		
1,350	-	-	-	-	-	-	-	0.00	0.00	0.00	-	832.00	-	-	-	-	-	-	-	-	-	-	0.00	0.00	0.00	-	0.01	-	-	-	-	1,350		
1,375	-	-	-	-	-	-	-	0.00	0.00	0.00	-	807.00	-	-	-	-	-	-	-	-	-	-	0.00	0.00	0.00	-	0.01	-	-	-	-	1,375		
1,400	-	-	-	-	-	-	-	0.00	0.00	0.00	-	782.00	-	-	-	-	-	-	-	-	-	-	0.00	0.00	0.00	-	0.01	-	-	-	-	1,400		
1,425	-	-	-	-	-	-	-	0.00	0.00	0.00	-	757.00	-	-	-	-	-	-	-	-	-	-	0.00	0.00	0.00	-	0.01	-	-	-	-	1,425		
1,450	-	-	-	-	-	-	-	0.00	0.00	0.00	-	732.00	-	-	-	-	-	-	-	-	-	-	0.00	0.00	0.00	-	0.01	-	-	-	-	1,450		
1,475	-	-	-	-	-	-	-	0.00	0.00	0.00	-	708.00	-	-	-	-	-	-	-	-	-	-	0.00	0.00	0.00	-	0.01	-	-	-	-	1,475		
1,500	-	-	-	-	-	-	-	0.00	0.00	0.00	-	683.00	-	-	-	-	-	-	-	-	-	-	0.00	0.00	0.00	-	0.01	-	-	-	-	1,500		
1,525	-	-	-	-	-	-	-	0.00	0.00	0.00	-	658.00	-	-	-	-	-	-	-	-	-	-	0.00	0.00	0.00	-	0.02	-	-	-	-	1,525		
1,550	-	-	-	-	-	-	-	0.00	0.00	0.00	-	633.00	-	-	-	-	-	-	-	-	-	-	0.00	0.00	0.00	-	0.01	-	-	-	-	1,550		
1,575	-	-	-	-	-	-	-	0.00	0.00	0.00	-	608.00	-	-	-	-	-	-	-	-	-	-	0.00	0.00	0.00	-	0.01	-	-	-	-	1,575		
1,600	-	-	-	-	-	-	-	0.00	0.00	0.00	-	583.00	-	-	-	-	-	-	-	-	-	-	0.00	0.00	0.00	-	0.02	-	-	-	-	1,600		
1,625	-	-	-	-	-	-	-	0.00	0.00	0.00	-	558.00	-	-	-	-	-	-	-	-	-	-	0.00	0.00	0.00	-	0.01	-	-	-	-	1,625		
1,650	-	-	-	-	-	-	-	0.00	0.00	0.00	-	533.00	-	-	-	-	-	-	-	-	-	-	0.00	0.00	0.00	-	0.01	-	-	-	-	1,650		
1,675	-	-	-	-	-	-	-	0.00	0.00	0.00	-	508.00	-	-	-	-	-	-	-	-	-	-	0.00	0.00	0.00	-	0.02	-	-	-	-	1,675		
1,700	0.00	0.00	0.00	-	483.00	-	-	0.00	0.00	0.00	-	483.00	-	-	-	-	-	-	-	-	-	-	0.00	0.00	0.00	-	0.01	-	-	-	-	1,700		
1,725	0.00	0.00	0.00	-	459.00	-	-	0.00	0.00	0.00	-	458.00	-	-	-	-	-	-	-	-	-	-	0.00	0.00	0.00	-	0.01	-	-	-	-	1,725		
1,750	0.00	0.00	0.00	-	434.00	-	-	0.00	0.00	0.00	-	433.00	-	-	-	-	-	-	-	-	-	-	0.00	0.00	0.00	-	0.03	-	-	-	-	1,750		
1,775	0.00	0.00	0.00	-	409.00	-	-	0.00	0.00	0.00	-	409.00	-	-	-	-	-	-	-	-	-	-	0.00	0.00	0.00	-	0.06	-	-	-	-	1,775		
1,800	0.00	0.00	0.00	-	384.00	-	-	0.00	0.00	0.00	-	384.00	-	-	-	-	-	-	-	-	-	-	0.00	0.00	0.00	-	0.13	-	-	-	-	1,800		
1,825	0.00	0.00	0.00	-	359.00	-	-	0.00	0.00	0.00	-	359.00	-	-	-	-	-	-	-	-	-	-	0.00	0.00	0.00	-	0.24	-	-	-	-	1,825		
1,850	0.00	0.00	0.00	-	334.00	-	-	0.00	0.00	0.00	-	334.00	-	-	-	-	-	-	-	-	-	-	0.00	0.00	0.00	-	0.44	-	-	-	-	1,850		
1,875	0.00	0.00	0.00	-	309.00	-	-	0.00	0.00	0.00	-	310.00	-	-	-	-	-	-	-	-	-	-	0.00	0.00	0.00	-	0.77	-	-	-	-	1,875		
1,900	0.00	0.00	0.00	-	284.00	-	-	0.00	0.00	0.00	-	285.00	-	-	-	-	-	-	-	-	-	-	0.00	0.00	0.00	-	1.30	-	-	-	-	1,900		
1,925	0.00	0.00	0.00	-	259.00	-	40	0.00	0.00	0.00	-	261.00	-	-	-	-	-	-	-	-	-	-	0.00	0.00	0.00	-	2.10	-	-	-	-	1,925		
1,950	0.00	0.00	0.00	-	234.00	-	-	0.00	0.00	0.00	-	237.00	-	-	-	-	-	-	-	-	-	-	0.00	0.00	0.00	-	3.30	-	-	-	-	1,950		
1,975	0.00	0.00	0.00	-	210.00	-	20	0.00	0.00	0.00	-	214.00	-	-	-	-	-	-	-	-	-	-	0.00	0.00	0.00	-	5.00	-	-	-	-	1,975		
2,000	0.00	0.00	0.00	-	186.00	-	80	0.00	0.00	0.00	-	192.00	-	-	-	-	-	-	-	-	-	-	0.00	0.00	0.00	-	7.40	-	3	-	-	2,000		
2,050	0.00	0.00	0.00	-	139.00	-	39	0.00	0.00	0.00	-	149.00	-	-	-	-	-	-	-	-	-	-	0.00	0.00	0.00	-	15.00	-	2	-	-	2,050		
2,100	0.00	0.00	0.00	-	97.00	-	143	0.00	0.00	0.00	-	112.00	-	2	-	-	-	-	-	-	-	-	11.00	0.00	7.00	7.00	7.00	5	82	-	20	-	2,100	
2,150	89.00	90.00	89.00	90.00	90.00	2	85	0.00	0.00	0.00	-	79.50	-	2	-	-	-	-	-	-	-	-	11.00	90.00	11.00	11.00	11.00	10	205	-	45.00	-	-	2,150

FTSE/Athex Large Cap

(Trade Unit: 1 Index Point x 2€ - Exercise Style: European, Cash Settlement)

Exercise Price	Call Options														Put Options										Exercise Price								
	May 2021							June 2021							Other Months		May 2021					June 2021					Other Months						
	Open price	Price max	Price min	Last price	Closing price	Volume	Open Interest	Open price	Price max	Price min	Last price	Closing price	Volume	Open Interest	Volume	Open Interest	Open price	Price max	Price min	Last price	Closing price	Volume	Open Interest	Open price		Price max	Price min	Last price	Closing price	Volume	Open Interest	Volume	Open Interest
2,200	51.00	51.00	51.00	51.00	51.00	1	163	0.00	0.00	0.00	-	54.00	-	3			28.50	51.00	28.50	28.50	28.50	28	29	0.00	0.00	0.00	-	69.50	-	20			2,200
2,250	26.00	26.00	26.00	26.00	26.00	1	80	0.00	0.00	0.00	-	35.00	-	23			55.00	26.00	55.00	55.00	55.00	2	-	66.50	66.50	66.50	66.50	66.50	1	-			2,250
2,300	0.00	0.00	0.00	-	8.60	-	-	29.50	29.50	29.50	29.50	29.50	20	-			0.00	0.00	0.00	-	124.00	-	-	99.00	99.00	99.00	99.00	99.00	20	-			2,300
2,350	0.00	0.00	0.00	-	3.50	-	-	0.00	0.00	0.00	-	12.50	-	-			0.00	0.00	0.00	-	169.00	-	-	0.00	0.00	0.00	-	177.00	-	-			2,350
2,400	0.00	0.00	0.00	-	1.30	-	-	0.00	0.00	0.00	-	6.90	-	-			0.00	0.00	0.00	-	217.00	-	-	0.00	0.00	0.00	-	221.00	-	-			2,400
2,450	0.00	0.00	0.00	-	0.41	-	-	0.00	0.00	0.00	-	3.60	-	-			0.00	0.00	0.00	-	266.00	-	-	0.00	0.00	0.00	-	268.00	-	-			2,450
Totals:						4	650						20	30	0	0						45	672					21	45	0	0		
Number of Trades:						4							1		0							8						2		0			

ALPHA SERVICES HOLD (CR)

(Contract Size: 100 Securities, Exercise Style: American, Physical Delivery)

Call Options														Put Options																			
Exercise Price	May 2021						June 2021						Other Months		Exercise Price	May 2021						June 2021						Other Months					
	Open price	Price max	Price min	Last price	Closing price	Volume	Open Interest	Open price	Price max	Price min	Last price	Closing price	Volume	Open Interest		Volume	Open Interest	Open price	Price max	Price min	Last price	Closing price	Volume	Open Interest	Open price	Price max	Price min	Last price	Closing price	Volume	Open Interest	Volume	Open Interest
0.150						-	-	0.000	0.000	0.000	1.09	-	-																				0.002
0.200						-	-	0.000	0.000	0.000	1.04	-	-																				0.002
0.250						-	-	0.000	0.000	0.000	0.991	-	-																				0.003
0.300						-	-	0.000	0.000	0.000	0.941	-	-																				0.003
0.350						-	-	0.000	0.000	0.000	0.891	-	-																				0.004
0.400						-	-	0.000	0.000	0.000	0.841	-	-																				0.004
0.450						-	-	0.000	0.000	0.000	0.791	-	-																				0.005
0.500	0.000	0.000	0.000		0.741	-	-	0.000	0.000	0.000	0.742	-	-				0.000	0.000	0.000	0.001	-	-				0.000	0.000	0.000	0.001	-	-		0.005
0.550	0.000	0.000	0.000		0.691	-	-	0.000	0.000	0.000	0.692	-	-				0.000	0.000	0.000	0.001	-	-				0.000	0.000	0.000	0.001	-	-		0.006
0.600	0.000	0.000	0.000		0.641	-	-	0.000	0.000	0.000	0.642	-	-				0.000	0.000	0.000	0.001	-	-				0.000	0.000	0.000	0.002	-	-		0.006
0.650	0.000	0.000	0.000		0.591	-	-	0.000	0.000	0.000	0.592	-	-				0.000	0.000	0.000	0.001	-	-				0.000	0.000	0.000	0.001	-	-		0.007
0.700	0.000	0.000	0.000		0.541	-	-	0.000	0.000	0.000	0.543	-	-				0.000	0.000	0.000	0.001	-	-				0.000	0.000	0.000	0.001	-	-		0.007
0.750	0.000	0.000	0.000		0.491	-	-	0.000	0.000	0.000	0.493	-	-				0.000	0.000	0.000	0.001	-	-				0.000	0.000	0.000	0.001	-	-		0.008
0.800	0.000	0.000	0.000		0.442	-	-	0.000	0.000	0.000	0.445	-	-				0.000	0.000	0.000	0.001	-	-				0.000	0.000	0.000	0.002	-	-		0.008
0.850	0.000	0.000	0.000		0.393	-	-	0.000	0.000	0.000	0.397	-	-				0.000	0.000	0.000	0.002	-	-				0.000	0.000	0.000	0.005	-	-		0.009
0.900	0.000	0.000	0.000		0.346	-	-	0.000	0.000	0.000	0.351	-	-				0.000	0.000	0.000	0.004	-	-				0.000	0.000	0.000	0.009	-	-		0.009
0.950	0.000	0.000	0.000		0.300	-	-	0.000	0.000	0.000	0.308	-	-				0.000	0.000	0.000	0.008	-	-				0.000	0.000	0.000	0.015	-	-		0.010
1.000	0.000	0.000	0.000		0.256	-	3	0.000	0.000	0.000	0.267	-	-				0.000	0.000	0.000	0.015	-	-				0.000	0.000	0.000	0.024	-	-		0.010
1.100	0.000	0.000	0.000		0.179	-	100	0.000	0.000	0.000	0.194	-	-				0.000	0.000	0.000	0.037	-	-				0.000	0.000	0.000	0.050	-	-		0.011
1.200	0.000	0.000	0.000		0.118	-	-	0.000	0.000	0.000	0.135	-	-				0.000	0.000	0.000	0.076	-	-				0.000	0.000	0.000	0.092	-	-		0.012
1.300	0.080	0.080	0.080	0.080	0.080	4	-	0.158	0.158	0.158	0.158	10	-				0.000	0.000	0.000	0.131	-	-				0.000	0.000	0.000	0.147	-	-		0.013
1.400	0.000	0.000	0.000		0.043	-	-	0.000	0.000	0.000	0.058	-	-				0.000	0.000	0.000	0.201	-	-				0.000	0.000	0.000	0.215	-	-		0.014
1.500	0.000	0.000	0.000		0.024	-	-	0.000	0.000	0.000	0.036	-	-				0.000	0.000	0.000	0.282	-	-				0.000	0.000	0.000	0.293	-	-		0.015
1.600	0.000	0.000	0.000		0.013	-	-	0.000	0.000	0.000	0.022	-	-				0.000	0.000	0.000	0.371	-	-				0.000	0.000	0.000	0.378	-	-		0.016
1.700	0.000	0.000	0.000		0.007	-	-	0.000	0.000	0.000	0.013	-	-				0.000	0.000	0.000	0.465	-	-				0.000	0.000	0.000	0.470	-	-		0.017
Totals:						4	103					10	0	0	0					4	0						0	0	0	0			
Number of Trades:						1						1		0						0.00							0		0				

NATIONAL BANK (CR)

(Contract Size: 100 Securities, Exercise Style: American, Physical Delivery)

Call Options														Put Options																		
May 2021							June 2021							Other Months		May 2021							June 2021							Other Months		Exercise Price
Open price	Price max	Price min	Last price	Closing price	Volume	Open Interest	Open price	Price max	Price min	Last price	Closing price	Volume	Open Interest	Volume	Open Interest	Open price	Price max	Price min	Last price	Closing price	Volume	Open Interest	Open price	Price max	Price min	Last price	Closing price	Volume	Open Interest	Volume	Open Interest	
0.650					-	-	0.000	0.000	0.000	1.92	-	-				0.000	0.000	0.000	0.001	-	-											0.007
0.700					-	-	0.000	0.000	0.000	1.87	-	-				0.000	0.000	0.000	0.001	-	-											0.007
0.750					-	-	0.000	0.000	0.000	1.82	-	-				0.000	0.000	0.000	0.001	-	-											0.008
0.800					-	-	0.000	0.000	0.000	1.77	-	-				0.000	0.000	0.000	0.001	-	-											0.008
0.850					-	-	0.000	0.000	0.000	1.72	-	-				0.000	0.000	0.000	0.001	-	-											0.009
0.900					-	-	0.000	0.000	0.000	1.67	-	-				0.000	0.000	0.000	0.001	-	-											0.009
0.950					-	-	0.000	0.000	0.000	1.62	-	-				0.000	0.000	0.000	0.001	-	-											0.010
1.000					-	-	0.000	0.000	0.000	1.57	-	-				0.000	0.000	0.000	0.001	-	-											0.010
1.100					-	-	0.000	0.000	0.000	1.47	-	-				0.000	0.000	0.000	0.001	-	-											0.011
1.200					-	-	0.000	0.000	0.000	1.37	-	-				0.000	0.000	0.000	0.001	-	-											0.012
1.300					-	-	0.000	0.000	0.000	1.27	-	-				0.000	0.000	0.000	0.001	-	-											0.013
1.400					-	-	0.000	0.000	0.000	1.17	-	-				0.000	0.000	0.000	0.001	-	-											0.014
1.500	0.000	0.000	0.000		1.07	-	-	0.000	0.000	0.000	1.08	-	-			0.000	0.000	0.000	0.001	-	-			0.000	0.000	0.000	0.001	-	-			0.015
1.600	0.000	0.000	0.000		0.973	-	-	0.000	0.000	0.000	0.978	-	-			0.000	0.000	0.000	0.001	-	-			0.000	0.000	0.000	0.003	-	-			0.016
1.700	0.000	0.000	0.000		0.873	-	-	0.000	0.000	0.000	0.881	-	-			0.000	0.000	0.000	0.001	-	-			0.000	0.000	0.000	0.006	-	-			0.017
1.800	0.000	0.000	0.000		0.774	-	-	0.000	0.000	0.000	0.787	-	-			0.000	0.000	0.000	0.001	-	-			0.000	0.000	0.000	0.012	-	-			0.018
1.900	0.000	0.000	0.000		0.676	-	-	0.000	0.000	0.000	0.697	-	-			0.000	0.000	0.000	0.003	-	-			0.000	0.000	0.000	0.021	-	-			0.019
2.000	0.000	0.000	0.000		0.581	-	-	0.000	0.000	0.000	0.610	-	-			0.000	0.000	0.000	0.008	-	-			0.000	0.000	0.000	0.034	-	-			0.020
2.200	0.000	0.000	0.000		0.404	-	-	0.000	0.000	0.000	0.454	-	-			0.000	0.000	0.000	0.030	-	-			0.000	0.000	0.000	0.078	-	-			0.022
2.400	0.000	0.000	0.000		0.256	-	25	0.000	0.000	0.000	0.323	-	-			0.000	0.000	0.000	0.082	-	-			0.000	0.000	0.000	0.146	-	-			0.024
2.600	0.000	0.000	0.000		0.147	-	8	0.000	0.000	0.000	0.223	-	-			0.000	0.000	0.000	0.173	-	-			0.000	0.000	0.000	0.245	-	-			0.026
2.800	0.000	0.000	0.000		0.076	-	7	0.000	0.000	0.000	0.148	-	-			0.000	0.000	0.000	0.302	-	-			0.000	0.000	0.000	0.371	-	-			0.028
3.000	0.000	0.000	0.000		0.037	-	-	0.000	0.000	0.000	0.095	-	-			0.000	0.000	0.000	0.463	-	-			0.000	0.000	0.000	0.518	-	-			0.030
3.200	0.000	0.000	0.000		0.015	-	-	0.000	0.000	0.000	0.060	-	-			0.000	0.000	0.000	0.642	-	-			0.000	0.000	0.000	0.682	-	-			0.032
3.400	0.000	0.000	0.000		0.007	-	-	0.000	0.000	0.000	0.036	-	-			0.000	0.000	0.000	0.834	-	-			0.000	0.000	0.000	0.859	-	-			0.034
3.600	0.000	0.000	0.000		0.002	-	-	0.000	0.000	0.000	0.021	-	-			0.000	0.000	0.000	1.03	-	-			0.000	0.000	0.000	1.04	-	-			0.036
3.800	0.000	0.000	0.000		0.001	-	-	0.000	0.000	0.000	0.012	-	-			0.000	0.000	0.000	1.23	-	-			0.000	0.000	0.000	1.24	-	-			0.038
Totals:					0	40						0	0	0	0					0	0							0	0	0	0	
Number of Trades:					0							0		0						0.00								0		0		

OPAP (CR)

(Contract Size: 100 Securities, Exercise Style: American, Physical Delivery)

Call Options														Put Options																								
May 2021							June 2021							Other Months		May 2021							June 2021							Other Months		Exercise Price						
Open price	Price max	Price min	Last price	Closing price	Volume	Open Interest	Open price	Price max	Price min	Last price	Closing price	Volume	Open Interest	Volume	Open Interest	Open price	Price max	Price min	Last price	Closing price	Volume	Open Interest	Open price	Price max	Price min	Last price	Closing price	Volume	Open Interest	Volume	Open Interest							
4.800					-	-	0.000	0.000	0.000	7.41	-	-				-	-	0.000	0.000	0.000	0.001	-	-				0.000	0.000	0.000	0.001	-	-	0.048					
5.200					-	-	0.000	0.000	0.000	7.02	-	-				-	-	0.000	0.000	0.000	0.001	-	-				0.000	0.000	0.000	0.001	-	-	0.052					
5.600					-	-	0.000	0.000	0.000	6.62	-	-				-	-	0.000	0.000	0.000	0.001	-	-				0.000	0.000	0.000	0.001	-	-	0.056					
6.000					-	-	0.000	0.000	0.000	6.22	-	-				-	-	0.000	0.000	0.000	0.001	-	-				0.000	0.000	0.000	0.001	-	-	0.060					
6.400					-	-	0.000	0.000	0.000	5.82	-	-				-	-	0.000	0.000	0.000	0.001	-	-				0.000	0.000	0.000	0.001	-	-	0.064					
6.800					-	-	0.000	0.000	0.000	5.42	-	-				-	-	0.000	0.000	0.000	0.001	-	-				0.000	0.000	0.000	0.001	-	-	0.068					
7.200					-	-	0.000	0.000	0.000	5.02	-	-				-	-	0.000	0.000	0.000	0.001	-	-				0.000	0.000	0.000	0.001	-	-	0.072					
7.600					-	-	0.000	0.000	0.000	4.62	-	-				-	-	0.000	0.000	0.000	0.001	-	-				0.000	0.000	0.000	0.001	-	-	0.076					
8.000	0.000	0.000	0.000		4.21	-	-	0.000	0.000	0.000	4.23	-	-			0.000	0.000	0.000	0.001	-	-	0.000	0.000	0.000	0.001	-	-	0.000	0.000	0.000	0.001	-	-	0.080				
8.400	0.000	0.000	0.000		3.81	-	-	0.000	0.000	0.000	3.83	-	-			0.000	0.000	0.000	0.001	-	-	0.000	0.000	0.000	0.001	-	-	0.000	0.000	0.000	0.001	-	-	0.084				
8.800	0.000	0.000	0.000		3.41	-	-	0.000	0.000	0.000	3.43	-	-			0.000	0.000	0.000	0.001	-	-	0.000	0.000	0.000	0.003	-	-	0.000	0.000	0.000	0.003	-	-	0.088				
9.200	0.000	0.000	0.000		3.01	-	-	0.000	0.000	0.000	3.04	-	-			0.000	0.000	0.000	0.001	-	-	0.000	0.000	0.000	0.008	-	-	0.000	0.000	0.000	0.008	-	-	0.092				
9.600	0.000	0.000	0.000		2.62	-	-	0.000	0.000	0.000	2.65	-	-			0.000	0.000	0.000	0.001	-	-	0.000	0.000	0.000	0.019	-	-	0.000	0.000	0.000	0.019	-	-	0.096				
10.000	0.000	0.000	0.000		2.22	-	-	0.000	0.000	0.000	2.27	-	-			0.000	0.000	0.000	0.004	-	-	0.000	0.000	0.000	0.041	-	-	0.000	0.000	0.000	0.041	-	-	0.100				
11.000	0.000	0.000	0.000		1.28	-	-	0.000	0.000	0.000	1.42	-	-			0.000	0.000	0.000	0.058	-	-	0.000	0.000	0.000	0.185	-	-	0.000	0.000	0.000	0.185	-	-	0.110				
12.000	0.000	0.000	0.000		0.547	-	-	0.000	0.000	0.000	0.768	-	-			0.000	0.000	0.000	0.329	-	-	0.000	0.000	0.000	0.533	-	-	0.000	0.000	0.000	0.533	-	-	0.120				
13.000	0.000	0.000	0.000		0.160	-	5	0.000	0.000	0.000	0.356	-	-			0.000	0.000	0.000	0.944	-	-	0.000	0.000	0.000	1.12	-	-	0.000	0.000	0.000	1.12	-	-	0.130				
14.000	0.000	0.000	0.000		0.031	-	-	0.000	0.000	0.000	0.141	-	-			0.000	0.000	0.000	1.82	-	-	0.000	0.000	0.000	1.91	-	-	0.000	0.000	0.000	1.91	-	-	0.140				
15.000	0.000	0.000	0.000		0.004	-	-	0.000	0.000	0.000	0.049	-	-			0.000	0.000	0.000	2.80	-	-	0.000	0.000	0.000	2.82	-	-	0.000	0.000	0.000	2.82	-	-	0.150				
16.000	0.000	0.000	0.000		0.005	-	-	0.000	0.000	0.000	0.014	-	-			0.000	0.000	0.000	3.80	-	-	0.000	0.000	0.000	3.80	-	-	0.000	0.000	0.000	3.80	-	-	0.160				
17.000	0.000	0.000	0.000		0.001	-	-	0.000	0.000	0.000	0.004	-	-			0.000	0.000	0.000	4.80	-	-	0.000	0.000	0.000	4.80	-	-	0.000	0.000	0.000	4.80	-	-	0.170				
Totals:					0	5								0	0	0							0	0							0	0						
Number of Trades:					0									0	0									0.00							0							0



OTE (CR)

(Contract Size: 100 Securities, Exercise Style: American, Physical Delivery)

Call Options														Put Options																					
Exercise Price	May 2021					June 2021					Other Months				May 2021					June 2021					Other Months				Exercise Price						
	Open price	Price max	Price min	Last price	Closing price	Volume	Open Interest	Open price	Price max	Price min	Last price	Closing price	Volume	Open Interest	Volume	Open Interest	Open price	Price max	Price min	Last price	Closing price	Volume	Open Interest	Open price	Price max	Price min	Last price	Closing price		Volume	Open Interest	Volume	Open Interest		
8.400						-	-	0.000	0.000	0.000		5.65	-	-																					0.084
8.800	0.000	0.000	0.000		5.23	-	-	0.000	0.000	0.000		5.25	-	-		0.000	0.000	0.000		0.002	-	-		0.000	0.000	0.000		0.001	-	-				0.088	
9.200	0.000	0.000	0.000		4.83	-	-	0.000	0.000	0.000		4.85	-	-		0.000	0.000	0.000		0.001	-	-		0.000	0.000	0.000		0.001	-	-				0.092	
9.600	0.000	0.000	0.000		4.43	-	-	0.000	0.000	0.000		4.45	-	-		0.000	0.000	0.000		0.001	-	-		0.000	0.000	0.000		0.001	-	-				0.096	
10.000	0.000	0.000	0.000		4.04	-	-	0.000	0.000	0.000		4.05	-	-		0.000	0.000	0.000		0.001	-	-		0.000	0.000	0.000		0.001	-	-				0.100	
11.000	0.000	0.000	0.000		3.04	-	-	0.000	0.000	0.000		3.06	-	-		0.000	0.000	0.000		0.001	-	-		0.000	0.000	0.000		0.004	-	-				0.110	
12.000	0.000	0.000	0.000		2.04	-	-	0.000	0.000	0.000		2.09	-	-		0.000	0.000	0.000		0.003	-	-		0.000	0.000	0.000		0.037	-	-				0.120	
13.000	0.000	0.000	0.000		1.10	-	-	0.000	0.000	0.000		1.24	-	-		0.000	0.000	0.000		0.060	-	-		0.000	0.000	0.000		0.184	-	-				0.130	
14.000	0.000	0.000	0.000		0.402	-	10	0.000	0.000	0.000		0.611	-	-		0.000	0.000	0.000		0.362	-	-		0.000	0.000	0.000		0.550	-	-				0.140	
15.000	0.000	0.000	0.000		0.089	-	15	0.000	0.000	0.000		0.247	-	5		0.000	0.000	0.000		1.05	-	-		0.000	0.000	0.000		1.19	-	-				0.150	
16.000	0.000	0.000	0.000		0.011	-	-	0.000	0.000	0.000		0.081	-	-		0.000	0.000	0.000		1.98	-	-		0.000	0.000	0.000		2.03	-	-				0.160	
17.000	0.000	0.000	0.000		0.001	-	-	0.000	0.000	0.000		0.021	-	-		0.000	0.000	0.000		2.98	-	-		0.000	0.000	0.000		2.98	-	-				0.170	
18.000	0.000	0.000	0.000		0.002	-	-	0.000	0.000	0.000		0.005	-	-		0.000	0.000	0.000		3.98	-	-		0.000	0.000	0.000		3.98	-	-				0.180	
19.000	0.000	0.000	0.000		0.001	-	-	0.000	0.000	0.000		0.001	-	-		0.000	0.000	0.000		4.98	-	-		0.000	0.000	0.000		4.98	-	-				0.190	
Totals:						0	25						0	5	0	0						0	0						0	20	0	0			
Number of Trades:						0							0		0						0.00							0			0				

PIRAEUS FINANCIAL HOLD (CR)

(Contract Size: 100 Securities, Exercise Style: American, Physical Delivery)

Call Options														Put Options																		
May 2021							June 2021							Other Months		May 2021							June 2021							Other Months		Exer- cise Price
Open price	Price max	Price min	Last price	Closing price	Volume	Open Interest	Open price	Price max	Price min	Last price	Closing price	Volume	Open Interest	Volume	Open Interest	Open price	Price max	Price min	Last price	Closing price	Volume	Open Interest	Open price	Price max	Price min	Last price	Closing price	Volume	Open Interest	Volume	Open Interest	
0.150	0.000	0.000	0.000	1.84	-	-	0.000	0.000	0.000	1.84	-	-				0.000	0.000	0.000	0.150	-	-	0.000	0.000	0.000	0.150	-	-				0.002	
0.200	0.000	0.000	0.000	1.79	-	-	0.000	0.000	0.000	1.79	-	-				0.000	0.000	0.000	0.200	-	-	0.000	0.000	0.000	0.200	-	-				0.002	
0.250	0.000	0.000	0.000	1.74	-	-	0.000	0.000	0.000	1.74	-	-				0.000	0.000	0.000	0.250	-	-	0.000	0.000	0.000	0.250	-	-				0.003	
0.300	0.000	0.000	0.000	1.69	-	-	0.000	0.000	0.000	1.69	-	-				0.000	0.000	0.000	0.300	-	-	0.000	0.000	0.000	0.300	-	-				0.003	
0.350	0.000	0.000	0.000	1.64	-	-	0.000	0.000	0.000	1.64	-	-				0.000	0.000	0.000	0.350	-	-	0.000	0.000	0.000	0.001	-	-				0.004	
0.400	0.000	0.000	0.000	1.59	-	-	0.000	0.000	0.000	1.59	-	-				0.000	0.000	0.000	0.400	-	-	0.000	0.000	0.000	0.001	-	-				0.004	
0.450	0.000	0.000	0.000	1.54	-	-	0.000	0.000	0.000	1.54	-	-				0.000	0.000	0.000	0.001	-	-	0.000	0.000	0.000	0.002	-	-				0.005	
0.500	0.000	0.000	0.000	1.49	-	-	0.000	0.000	0.000	1.50	-	-				0.000	0.000	0.000	0.001	-	-	0.000	0.000	0.000	0.004	-	-				0.005	
0.550	0.000	0.000	0.000	1.44	-	-	0.000	0.000	0.000	1.45	-	-				0.000	0.000	0.000	0.002	-	-	0.000	0.000	0.000	0.005	-	-				0.006	
0.600	0.000	0.000	0.000	1.39	-	-	0.000	0.000	0.000	1.40	-	-				0.000	0.000	0.000	0.004	-	-	0.000	0.000	0.000	0.008	-	-				0.006	
0.650	0.000	0.000	0.000	1.35	-	-	0.000	0.000	0.000	1.35	-	-				0.000	0.000	0.000	0.006	-	-	0.000	0.000	0.000	0.012	-	-				0.007	
0.700	0.000	0.000	0.000	1.30	-	-	0.000	0.000	0.000	1.31	-	-				0.000	0.000	0.000	0.008	-	-	0.000	0.000	0.000	0.016	-	-				0.007	
0.750	0.000	0.000	0.000	1.25	-	-	0.000	0.000	0.000	1.26	-	-				0.000	0.000	0.000	0.011	-	-	0.000	0.000	0.000	0.022	-	-				0.008	
0.800	0.000	0.000	0.000	1.21	-	-	0.000	0.000	0.000	1.22	-	-				0.000	0.000	0.000	0.016	-	-	0.000	0.000	0.000	0.028	-	-				0.008	
0.850	0.000	0.000	0.000	1.16	-	-	0.000	0.000	0.000	1.18	-	-				0.000	0.000	0.000	0.021	-	-	0.000	0.000	0.000	0.036	-	-				0.009	
0.900	0.000	0.000	0.000	1.12	-	-	0.000	0.000	0.000	1.14	-	-				0.000	0.000	0.000	0.027	-	-	0.000	0.000	0.000	0.044	-	-				0.009	
0.950	0.000	0.000	0.000	1.08	-	-	0.000	0.000	0.000	1.10	-	-				0.000	0.000	0.000	0.035	-	-	0.000	0.000	0.000	0.053	-	-				0.010	
1.000	0.000	0.000	0.000	1.03	-	-	0.000	0.000	0.000	1.06	-	-				0.000	0.000	0.000	0.043	-	-	0.000	0.000	0.000	0.065	-	-				0.010	
1.100	0.000	0.000	0.000	0.955	-	-	0.000	0.000	0.000	0.984	-	-				0.000	0.000	0.000	0.063	-	-	0.000	0.000	0.000	0.090	-	-				0.011	
1.200	0.000	0.000	0.000	0.879	-	-	0.000	0.000	0.000	0.914	-	-				0.000	0.000	0.000	0.087	-	-	0.000	0.000	0.000	0.120	-	-				0.012	
1.300	0.000	0.000	0.000	0.810	-	-	0.000	0.000	0.000	0.849	-	-				0.000	0.000	0.000	0.118	-	-	0.000	0.000	0.000	0.155	-	-				0.013	
1.400	0.000	0.000	0.000	0.744	-	-	0.000	0.000	0.000	0.787	-	-				0.000	0.000	0.000	0.152	-	-	0.000	0.000	0.000	0.193	-	-				0.014	
1.500	0.000	0.000	0.000	0.684	-	-	0.000	0.000	0.000	0.733	-	-				0.000	0.000	0.000	0.192	-	-	0.000	0.000	0.000	0.238	-	-				0.015	
1.600	0.000	0.000	0.000	0.629	-	-	0.000	0.000	0.000	0.679	-	-				0.000	0.000	0.000	0.236	-	-	0.000	0.000	0.000	0.284	-	-				0.016	
1.700	0.000	0.000	0.000	0.574	-	-	0.000	0.000	0.000	0.630	-	-				0.000	0.000	0.000	0.281	-	-	0.000	0.000	0.000	0.335	-	-				0.017	
1.800	0.000	0.000	0.000	0.530	-	-	0.000	0.000	0.000	0.587	-	-				0.000	0.000	0.000	0.337	-	-	0.000	0.000	0.000	0.392	-	-				0.018	
1.900	0.000	0.000	0.000	0.485	-	-	0.000	0.000	0.000	0.544	-	-				0.000	0.000	0.000	0.393	-	-	0.000	0.000	0.000	0.449	-	-				0.019	
2.000	0.000	0.000	0.000	0.442	-	-	0.000	0.000	0.000	0.503	-	-				0.000	0.000	0.000	0.449	-	-	0.000	0.000	0.000	0.507	-	-				0.020	
2.200	0.000	0.000	0.000	0.375	-	-	0.000	0.000	0.000	0.439	-	-				0.000	0.000	0.000	0.582	-	-	0.000	0.000	0.000	0.642	-	-				0.022	
2.400	0.000	0.000	0.000	0.314	-	-	0.000	0.000	0.000	0.375	-	-				0.000	0.000	0.000	0.721	-	-	0.000	0.000	0.000	0.779	-	-				0.024	
2.600	0.000	0.000	0.000	0.266	-	-	0.000	0.000	0.000	0.330	-	-				0.000	0.000	0.000	0.873	-	-	0.000	0.000	0.000	0.933	-	-				0.026	
2.800	0.000	0.000	0.000	0.222	-	-	0.000	0.000	0.000	0.284	-	-				0.000	0.000	0.000	1.03	-	-	0.000	0.000	0.000	1.09	-	-				0.028	
3.000	0.000	0.000	0.000	0.190	-	-	0.000	0.000	0.000	0.248	-	-				0.000	0.000	0.000	1.20	-	-	0.000	0.000	0.000	1.25	-	-				0.030	
3.200	0.000	0.000	0.000	0.158	-	-	0.000	0.000	0.000	0.218	-	-				0.000	0.000	0.000	1.36	-	-	0.000	0.000	0.000	1.42	-	-				0.032	
3.400	0.000	0.000	0.000	0.136	-	-	0.000	0.000	0.000	0.188	-	-				0.000	0.000	0.000	1.54	-	-	0.000	0.000	0.000	1.59	-	-				0.034	
3.600	0.000	0.000	0.000	0.116	-	-	0.000	0.000	0.000	0.166	-	-				0.000	0.000	0.000	1.72	-	-	0.000	0.000	0.000	1.77	-	-				0.036	

PIRAEUS FINANCIAL HOLD (CR)

(Contract Size: 100 Securities, Exercise Style: American, Physical Delivery)

Call Options														Put Options																			
Exercise Price	May 2021						June 2021						Other Months		May 2021						June 2021						Other Months		Exercise Price				
	Open price	Price max	Price min	Last price	Closing price	Volume	Open Interest	Open price	Price max	Price min	Last price	Closing price	Volume	Open Interest	Volume	Open Interest	Open price	Price max	Price min	Last price	Closing price	Volume	Open Interest	Open price	Price max	Price min	Last price	Closing price		Volume	Open Interest	Volume	Open Interest
3.800	0.000	0.000	0.000		0.096	-	-	0.000	0.000	0.000		0.147	-	-			0.000	0.000	0.000		1.90	-	-	0.000	0.000	0.000		1.95	-	-			0.038
4.000	0.000	0.000	0.000		0.084	-	-	0.000	0.000	0.000		0.128	-	-			0.000	0.000	0.000		2.09	-	-	0.000	0.000	0.000		2.13	-	-			0.040
4.400	0.000	0.000	0.000		0.060	-	-	0.000	0.000	0.000		0.100	-	-			0.000	0.000	0.000		2.47	-	-	0.000	0.000	0.000		2.50	-	-			0.044
4.800	0.000	0.000	0.000		0.046	-	-	0.000	0.000	0.000		0.078	-	-			0.000	0.000	0.000		2.85	-	-	0.000	0.000	0.000		2.88	-	-			0.048
5.200	0.000	0.000	0.000		0.033	-	-	0.000	0.000	0.000		0.062	-	-			0.000	0.000	0.000		3.24	-	-	0.000	0.000	0.000		3.26	-	-			0.052
5.600	0.000	0.000	0.000		0.025	-	-	0.000	0.000	0.000		0.050	-	-			0.000	0.000	0.000		3.63	-	-	0.000	0.000	0.000		3.65	-	-			0.056
6.000	0.000	0.000	0.000		0.019	-	-	0.000	0.000	0.000		0.038	-	-			0.000	0.000	0.000		4.02	-	-	0.000	0.000	0.000		4.04	-	-			0.060
6.400	0.000	0.000	0.000		0.014	-	-	0.000	0.000	0.000		0.032	-	-			0.000	0.000	0.000		4.42	-	-	0.000	0.000	0.000		4.43	-	-			0.064
6.800	0.000	0.000	0.000		0.011	-	-	0.000	0.000	0.000		0.026	-	-			0.000	0.000	0.000		4.82	-	-	0.000	0.000	0.000		4.83	-	-			0.068
Totals:						0	0							0	0	0	0							0	0	0	0			0	0		
Number of Trades:						0							0	0	0							0.00							0	0			

PPC (CR)

(Contract Size: 100 Securities, Exercise Style: American, Physical Delivery)

Call Options														Put Options																			
May 2021							June 2021							Other Months		May 2021							June 2021							Other Months		Exercise Price	
Open price	Price max	Price min	Last price	Closing price	Volume	Open Interest	Open price	Price max	Price min	Last price	Closing price	Volume	Open Interest	Volume	Open Interest	Open price	Price max	Price min	Last price	Closing price	Volume	Open Interest	Open price	Price max	Price min	Last price	Closing price	Volume	Open Interest	Volume	Open Interest		
2.400					-	-	0.000	0.000	0.000		6.84	-	-			-	-	0.000	0.000	0.000		0.002	-	-							0.024		
2.600					-	-	0.000	0.000	0.000		6.64	-	-			-	-	0.000	0.000	0.000		0.001	-	-							0.026		
2.800					-	-	0.000	0.000	0.000		6.44	-	-			-	-	0.000	0.000	0.000		0.001	-	-							0.028		
3.000					-	-	0.000	0.000	0.000		6.24	-	-			-	-	0.000	0.000	0.000		0.001	-	-							0.030		
3.200					-	-	0.000	0.000	0.000		6.04	-	-			-	-	0.000	0.000	0.000		0.001	-	-							0.032		
3.400					-	-	0.000	0.000	0.000		5.84	-	-			-	-	0.000	0.000	0.000		0.001	-	-							0.034		
3.600					-	-	0.000	0.000	0.000		5.64	-	-			-	-	0.000	0.000	0.000		0.001	-	-							0.036		
3.800					-	-	0.000	0.000	0.000		5.44	-	-			-	-	0.000	0.000	0.000		0.001	-	-							0.038		
4.000					-	-	0.000	0.000	0.000		5.24	-	-			-	-	0.000	0.000	0.000		0.001	-	-							0.040		
4.400					-	-	0.000	0.000	0.000		4.84	-	-			-	-	0.000	0.000	0.000		0.001	-	-							0.044		
4.800					-	-	0.000	0.000	0.000		4.44	-	-			-	-	0.000	0.000	0.000		0.001	-	-							0.048		
5.200					-	-	0.000	0.000	0.000		4.05	-	-			-	-	0.000	0.000	0.000		0.001	-	-							0.052		
5.600					-	-	0.000	0.000	0.000		3.65	-	-			-	-	0.000	0.000	0.000		0.001	-	-							0.056		
6.000					-	-	0.000	0.000	0.000		3.25	-	-			-	-	0.000	0.000	0.000		0.001	-	-							0.060		
6.400	0.000	0.000	0.000		2.84	-	-	0.000	0.000	0.000		2.85	-	-			0.000	0.000	0.000		0.001	-	-			0.000	0.000	0.000		0.001	-	-	0.064
6.800	0.000	0.000	0.000		2.44	-	-	0.000	0.000	0.000		2.46	-	-			0.000	0.000	0.000		0.001	-	-			0.000	0.000	0.000		0.005	-	-	0.068
7.200	0.000	0.000	0.000		2.04	-	-	0.000	0.000	0.000		2.07	-	-			0.000	0.000	0.000		0.001	-	-			0.000	0.000	0.000		0.016	-	-	0.072
7.600	0.000	0.000	0.000		1.65	-	-	0.000	0.000	0.000		1.70	-	-			0.000	0.000	0.000		0.006	-	-			0.000	0.000	0.000		0.042	-	-	0.076
8.000	0.000	0.000	0.000		1.27	-	-	0.000	0.000	0.000		1.35	-	-			0.000	0.000	0.000		0.023	-	-			0.000	0.000	0.000		0.094	-	-	0.080
8.400	0.000	0.000	0.000		0.912	-	-	0.000	0.000	0.000		1.04	-	-			0.000	0.000	0.000		0.069	-	-			0.000	0.000	0.000		0.180	-	-	0.084
8.800	0.000	0.000	0.000		0.609	-	25	0.000	0.000	0.000		0.765	-	-			0.000	0.000	0.000		0.165	-	5			0.000	0.000	0.000		0.309	-	-	0.088
9.200	0.000	0.000	0.000		0.371	-	8	0.000	0.000	0.000		0.543	-	-			0.000	0.000	0.000		0.328	-	-			0.000	0.000	0.000		0.487	-	-	0.092
9.600	0.000	0.000	0.000		0.208	-	38	0.000	0.000	0.000		0.371	-	4			0.000	0.000	0.000		0.565	-	-			0.000	0.000	0.000		0.714	-	-	0.096
10.000	0.000	0.000	0.000		0.103	-	102	0.000	0.000	0.000		0.244	-	15			0.000	0.000	0.000		0.861	-	-			0.000	0.000	0.000		0.988	-	-	0.100
11.000	0.000	0.000	0.000		0.013	-	-	0.000	0.000	0.000		0.075	-	-			0.000	0.000	0.000		1.77	-	-			0.000	0.000	0.000		1.82	-	-	0.110
12.000	0.000	0.000	0.000		0.001	-	-	0.000	0.000	0.000		0.018	-	-			0.000	0.000	0.000		2.77	-	-			0.000	0.000	0.000		2.77	-	-	0.120
13.000	0.000	0.000	0.000		0.002	-	-	0.000	0.000	0.000		0.004	-	-			0.000	0.000	0.000		3.77	-	-			0.000	0.000	0.000		3.77	-	-	0.130
14.000	0.000	0.000	0.000		0.001	-	-	0.000	0.000	0.000		0.001	-	-			0.000	0.000	0.000		4.77	-	-			0.000	0.000	0.000		4.77	-	-	0.140
Totals:					0		173					0		19		0		0				0		5			0		0		0		0
Number of Trades:					0							0		0		0						0.00					0			0		0	

Lending Products	Underlying Title	Multilateral Transactions[1]					Bilateral Transactions[2]		Stock Borrowing through OTC (volume)[3]
		Open Interest[5]	Volume(Offered)	Average Weighted	Transactions volume	Average Weighted	Transactions Volume	Average Weighted	Transactions Volume
ADMIEBOR	ADMIE (IPTO) HOLDING S.A. (CR)	---	---	---	---	---	---	165,644	
AEGNBOR	AEGEAN AIRLINES (CR)	2,919	---	---	---	---	---	36,077	
ALPHABOR	ALPHA SERVICES HOLD (CR)	23,000	---	---	---	---	---	41,985,658	
ALMYBOR	ALUMIL (CR)	---	---	---	---	---	---	---	
TATTBOR	ATTICA BANK S.A. (CR)	14,300	---	---	---	---	---	370	
EEEBOR	CC HBC AG (CR)	3,954	---	---	---	---	---	70,546	
CENERBOR	CENERGY HOLDINGS (CB)	---	---	---	---	---	---	---	
ELLAKTORBOR	ELLAKTOR (CR)	29,561	---	---	---	---	---	206,236	
EUROBBOR	EUROBANK HOLDINGS (CR)	20,000	---	---	---	---	---	36,854,772	
EYDAPBOR	EYDAP S.A. (CR)	200	---	---	---	---	---	243,864	
FFGRPBOR	FOLLI FOLLIE (CR)	---	---	---	---	---	---	897,835	
FOYRKBOR	FOURLIS (CR)	---	---	---	---	---	---	20,771	
GEKTERNABOR	GEK TERNA (CR)	27,800	---	---	---	---	---	23,993	
SARBOR	GR. SARANTIS S.A. (CR)	---	---	---	---	---	---	1,153	
EXAEBOR	HELLENIC EXCHANGES-A.S.E. (CR)	3,000	---	---	---	---	---	174,386	
ELPEBOR	HELLENIC PETROLEUM (CR)	---	---	---	---	---	---	146,345	
INTRKBOR	INTRACOM HOLDINGS (CR)	471	---	---	---	---	---	---	
BELABOR	JUMBO SA (CR)	---	---	---	---	---	---	121,619	
LAMDABOR	LAMDA DEVELOPMENT SA (CR)	---	---	---	---	---	---	491	
MIGBOR	MARFIN INVESTMENT GROUP (CR)	---	---	---	---	---	---	794,474	
MOHBOR	MOTOR OIL (CR)	1,500	---	---	---	---	---	342,585	
MYTILBOR	MYTILINEOS (CR)	1,000	---	---	---	---	---	67,554	
ETEBOR	NATIONAL BANK (CR)	10,000	---	---	---	---	---	10,627,067	
OPAPBOR	OPAP (CR)	3,000	---	---	---	---	---	1,472,272	
HTOBOR	OTE (CR)	3,000	---	---	---	---	---	955,900	
PPABOR	P.P.A. S.A. (CR)	250	---	---	---	---	---	10,501	
TPEIRBOR	PIRAEUS FINANCIAL HOLD (CR)	---	---	---	---	---	---	1,646,115	
PLAISBOR	PLAISIO COMPUTERS SA (CR)	---	---	---	---	---	---	4,000	
PPCBOR	PPC (CR)	4,100	---	---	---	---	---	1,714,563	
QUALBOR	QUALITY & RELIABILITY SA (CR)	---	---	---	---	---	---	---	
TENERGYBOR	TERNA ENERGY (CR)	---	---	---	---	---	---	130,158	

## Stock Lending Notes

[1] - Multilateral contracts Lending or Borrowing as per Methods 8-1, 8-2 and 8-3-3 (According to ATHEX BoD Resolution No.17)

[2] - Bilateral Contracts Lending or Borrowing as per Methods 8-3-1 and 8-3-2 (According to ATHEX BoD Resolution No.20 )

[3] - The information concerning OTC Stock Borrowing Transactions is based on the statements of the Dematerialised Securities System (DSS) operators involved and refers to volumes that have been registered up until the previous working day.

[4] - Average Price (Volume weighted)

[5] - The Data concerning Open Interest before the start of trading session

Lending Products	Underlying Title	Multilateral Transactions[1]					Bilateral Transactions[2]		Stock Borrowing through OTC (volume)[3]
		Open Interest[5]	Volume(Offered)	Average Weighted	Transactions volume	Average Weighted	Transactions Volume	Average Weighted	Transactions Volume
TITCBOR	TITAN CEMENT (CB)	---	---	---	---	---	---	---	267,002
VIOBOR	VIOHALCO SA/NV (CB)	---	---	---	---	---	---	---	---

## Stock Lending Notes

[1] - Multilateral contracts Lending or Borrowing as per Methods 8-1, 8-2 and 8-3-3 (According to ATHEX BoD Resolution No.17)

[2] - Bilateral Contracts Lending or Borrowing as per Methods 8-3-1 and 8-3-2 (According to ATHEX BoD Resolution No.20 )

[3] - The information concerning OTC Stock Borrowing Transactions is based on the statements of the Dematerialised Securities System (DSS) operators involved and refers to volumes that have been registered up until the previous working day.

[4] - Average Price (Volume weighted)

[5] - The Data concerning Open Interest before the start of trading session

## Sectors codification for listed companies

12003-	ETF	10101010	Computer Services
10101015	Software	10102030	Computer Hardware
15101010	Telecommunications Equipment	15102015	Telecommunications Services
20101010	Health Care Facilities	20101025	Health Care Services
20102010	Medical Equipment	20103015	Pharmaceuticals
30101010	Banks	30202000	Diversified Financial Services
30202010	Asset Managers & Custodians	30202015	Investment Services
30302010	Full Line Insurance	30302015	Insurance Brokers
30302025	Property and Casualty Insurance	35101010	Real Estate Holding and Development
35101015	Real Estate Services	35102000	Diversified REITs
35102030	Office REITs	40201040	Rental & Leasing Services: Consumer
40202010	Home Construction	40202015	Household Furnishings
40202020	Household Appliance	40203040	Electronic Entertainment
40203045	Toys	40204020	Clothing & Accessories
40301010	Entertainment	40301030	Publishing
40301035	Radio & TV Broadcasters	40401010	Diversified Retailers
40401020	Apparel Retailers	40401025	Home Improvement Retailers
40401030	Specialty Retailers	40501010	Airlines
40501015	Travel & Tourism	40501020	Casinos & Gambling
40501025	Hotels & Motels	45101015	Distillers & Vintners
45101020	Soft Drinks	45102010	Farming Fishing Ranching & Plantations
45102020	Food Products	45103010	Tobacco
45201010	Food Retailers & Wholesalers	45201020	Personal Products
50101010	Construction	50101030	Cement
50101035	Building Materials: Other	50202010	Electrical Components
50203000	Diversified Industrials	50203015	Plastics
50203030	Containers & Packaging	50204000	Machinery: Industrial
50204020	Machinery: Construction & Handling	50205010	Industrial Suppliers
50205020	Back Office Support HR & Consulting	50205030	Forms & Bulk Printing Services
50206015	Commercial Vehicles & Parts	50206030	Marine Transportation
50206060	Transportation Services	55101000	Diversified Materials
55101020	Textile Products	55102000	General Mining
55102010	Iron & Steel	55102015	Metal Fabricating
55102035	Aluminum	60101000	Integrated Oil & Gas
60101020	Oil Refining and Marketing	65101010	Alternative Electricity
65101015	Conventional Electricity	65102030	Water



**ATHEX**  
Athens Stock Exchange

Λεωφ. Αθηνών 110 104 42 Αθήνα  
110, Athinon Ave. GR 104 42 Athens  
tel. (+30)210-33.66.800, fax (+30)210-33.66.101  
[www.athexgroup.gr](http://www.athexgroup.gr)