

21

Ημερήσιο Δελτίο
Συναλλακτικής Δραστηριότητας

Daily Official List
of Trading Activity

Monday, 19 April, 2021

Year: 142 Trading Day No: 71



ATHEXGROUP
Athens Exchange Group

Disclaimer:

Hellenic Exchanges-Athens Stock Exchange S.A endeavours to ensure that the data and other material ("Information") presented on the Daily Official List are accurate and complete, but it is not liable for any errors or omissions of data or /and for the accuracy, credibility, updating and completeness of the aforesaid information nor it has any liability arising directly or indirectly from the use of the above Information.

The Company is not liable for the accuracy of the data included in listed companies' announcements. Only the sender of such an announcement is fully and solely liable for any infringement of third party's rights from the content of such announcement. All contents of the Daily Official List are provided only for information purposes and do not constitute investment advice or solicitation to invest in securities or other products listed for trading on the Exchange.

You acknowledge and agree that the Company is the owner of any property rights related to any Information appearing on the Daily Official List including intellectual property rights copyright, trademarks, etc.

The above data are a property of the Hellenic Exchanges-Athens Exchange and are copyright protected. Users are forbidden to reproduce, modify, copy, sale, transmit or redistribute, by all reproduction means and methods, part or the whole of the above data, without reference to their source.

The commercial exploitation of these data is, also, forbidden by third parties. Hellenic Exchanges-Athens Exchange does not carry any responsibility, direct or indirect, derived from usage or accidental alteration of the above data when used by third parties.

Hellenic Exchanges – Athens Stock Exchange S.A.

110 Athinon Ave., 10442 Athens, Tel: (210) 33.66.800, Fax: (210) 32.13.938

www.athexgroup.gr

Thessalonica Stock Exchange Center (T.S.E.C)

16-18 Katouni Str., Thessalonica 546 25 Tel: (2310) 567.667, Fax: (2310) 530.545

Athex Members Guarantee Fund

14-16 Fidiou Str., Athens 106 78, Tel: (210) 33.04.682, Fax: (210) 33.04.155

Hellenic Republic Capital Market Commission

1 Kolokotroni Str. & 1 Stadiou Str., Athens 10562 Tel: (210) 33.77.100 Fax: (210) 33.77.173

Table of Contents

Section 1: Statistical Figures of Securities, Derivatives and Lending

Summary of Markets

Athex Indices

Analytic Figures for Athex Market's Boards and Categories

Trading Details by Athex Sectors and Financial Instruments (ETFs)

Top 10 best & worst performing Shares

Derivatives Summary

Section 2: Analytic Figures of Shares Transactions

Analytic Figures of Shares Transactions

Shares' Notes

Section 3: Figures of Securities Transactions

Securities Blocks Details

Shares Rights Details

Stock Borrowing

Securities Forced Sales

Forced Sales Registered Shares

Exchange Traded Funds (ETFs) Characteristics

Section 5: Bonds traded in Fixed Income Assets Market

Convertible Corporate Bonds - Regulated Market

Non Convertible Corporate Bonds - Regulated Market

Government Bonds

Treasury Bills & Zero Coupon Government Bonds

Government Bonds Traded with the Open Outcry Method

State Banks Bonds

Section 6: Additional Infos

Athex & ATHEXClear Members List

List of Stocks under Market Making operations

Section 7: Derivatives Market Analytic Figures

Index Futures

Stock Futures

Index Options

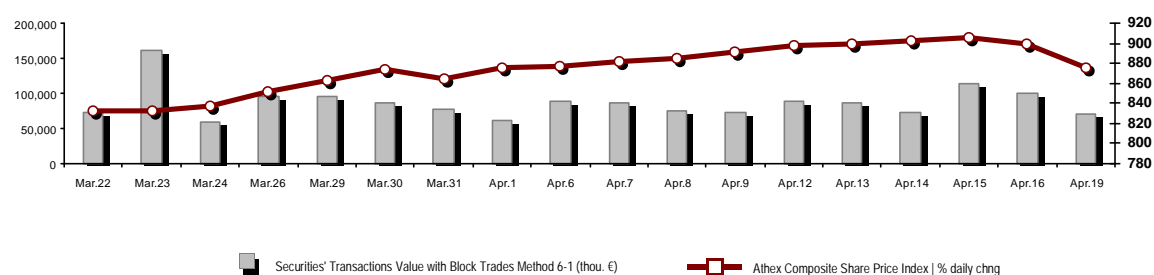
Stock Options

Stock Lending Analytic Figures

Appendix A: Sectors codification for listed companies

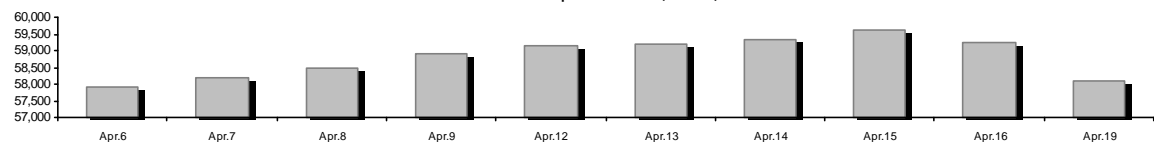
Summary of Markets

Athex Composite Share Price Index vs Shares and Derivatives Transactions Value

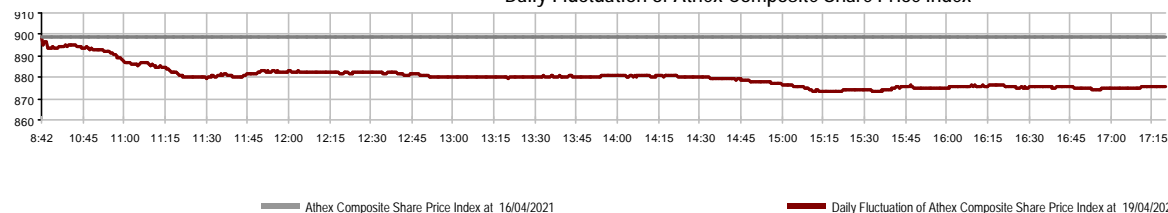


Athex Capitalisation (mill. €) **: 58,107.54	Derivatives Total Open Interest: 423,046
Daily change: mill. € %: -1,145.17 -1.93%	in Index Futures % daily chng: 5,539 -6.51%
Yearly Avg Capitalisation: mill. € % chng prev year Avg: 54,433.24 14.86%	in Stock Futures % daily chng: 416,182 -0.83%
Athex Composite Share Price Index % daily chng: 875.76 -2.54%	in Index Options % daily chng: 1,038 -61.74%
Athex Composite Share Price Index Capitalisation (mill. €): 52,073.46	in Stock Options % daily chng: 287 -42.02%
Daily change (mill. €): -1,096.75	
Securities' Transactions Value with Block Trades Method 6-1 (t): 70,518.30	Derivatives Contracts Volume: 34,664
Daily change: %: -28,978.71 -29.13%	Daily change: pieces %: 10,937 46.10%
YtD Avg Trans. Value: thou. € % chng prev year Avg: 75,413.20 17.76%	YtD Avg Derivatives Contracts % chng prev year Avg: 51,387 28.27%
Blocks Transactions Value of Method 6-1 (thou. €): 1,502.94	Derivatives Trades Number: 2,670
Blocks Transactions Value of Method 6-2 & 6-3 (thou. €): 0.00	Daily change: number %: 919 52.48%
Bonds Transactions Value (thou.€): 1,828.41	YtD Avg Trades number % chng prev year Avg: 2,941 10.81%
Securities' Transactions Volume with Block Trades Method 6-1 (tho): 37,279.72	Lending Total Open Interest: 168,555
Daily change: thou. pieces %: 3,437.50 10.16%	Daily change: pieces %: -81,582 -32.61%
YtD Avg Volume: % chng prev year Avg: 38,218.83 -6.99%	Lending Volume (Multilateral/Bilateral): 0
Blocks Transactions Volume of Method 6-1 (thou. Pieces): 124.40	Daily change: pieces %: 0
Blocks Transactions Volume of Method 6-2 & 6-3 (thou. Pieces): 0.00	Multilateral Lending: 0
Bonds Transactions Volume: 1,805,821	Bilateral Lending: 0
Securities' Trades Number with Block Trades Method 6-1: 37,916	Lending Trades Number: 0
Daily change: number %: 8,783 30.15%	Daily change: %: 0
YtD Avg Trades number % chng prev year Avg: 35,551 8.93%	Multilateral Lending Trades Number: 0
Number of Blocks Method 6-1: 3	Bilateral Lending Trades Number: 0
Number of Blocks Method 6-2 & 6-3: 0	
Number of Bonds Transactions: 94	

Athex Capitalisation (mill. €) **



Daily Fluctuation of Athex Composite Share Price Index



Athex Indices

Index name	19/04/2021	16/04/2021	pts.	%	Min	Max	Year min	Year max	Year change
Athex Composite Share Price Index	875.76 €	898.63	-22.87	-2.54%	873.34	898.63	726.02	907.74	8.25% #
FTSE/Athex Large Cap	2,117.49 €	2,176.13	-58.64	-2.69%	2,111.90	2,176.13	1,718.82	2,201.66	9.45% #
FTSE/Athex Mid Cap Index	1,261.95 €	1,280.64	-18.69	-1.46%	1,261.12	1,282.05	1,026.21	1,308.44	13.96% #
FTSE/ATHEX-CSE Banking Index	423.31 €	448.58	-25.27	-5.63%	422.38	448.58	306.88	460.31	7.77% #
FTSE/ATHEX High Dividend Yield Index	2,945.60 €	2,998.38	-52.78	-1.76%	2,941.80	2,998.38	2,542.41	3,030.20	8.93% #
FTSE/ATHEX Global Traders Index Plus	2,323.32 €	2,367.77	-44.45	-1.88%	2,313.55	2,367.77	1,943.84	2,410.88	10.56% #
FTSE/ATHEX Mid & Small Cap Factor-Weighted Ind	3,328.54 €	3,351.06	-22.52	-0.67%	3,315.85	3,363.70	2,996.13	3,375.08	6.54% #
ATHEX Select Index Plus	3,329.86 €	3,398.38	-68.52	-2.02%	3,312.34	3,399.22	2,805.20	3,437.72	8.09% #
ATHEX Select Index	3,308.94 €	3,367.14	-58.20	-1.73%	3,290.53	3,372.13	2,785.00	3,486.59	9.29% #
FTSE/Athex Market Index	517.59 €	528.73	-11.14	-2.11%	516.21	528.73	424.25	534.29	9.29% #
FTSE Med Index	4,977.06 €	4,986.40	-9.34	-0.19%			4,489.55	4,986.40	9.74% #
Athex Composite Index Total Return Index	1,473.17 €	1,511.65	-38.48	-2.55%	1,469.11	1,511.65	1,220.96	1,526.97	8.28% #
FTSE/Athex Large Cap Total Return	3,250.17 €	3,340.18	-90.01	-2.69%			2,707.58	3,367.76	9.45% #
FTSE/Athex Mid Cap Total Return	1,592.10 €	1,615.68	-23.58	-1.46%			1,313.08	1,635.67	14.54% #
FTSE/ATHEX-CSE Banking Total Return Index	370.78 €	392.92	-22.14	-5.63%			283.07	399.20	7.76% #
Hellenic Mid & Small Cap Index	1,317.00 €	1,345.59	-28.59	-2.12%	1,313.44	1,345.59	1,110.37	1,358.18	9.52% #
FTSE/Athex Banks	559.29 €	592.68	-33.39	-5.63%	558.07	592.68	405.46	608.18	7.77% #
FTSE/Athex Insurance	2,064.88 €	2,072.85	-7.97	-0.38%	2,032.99	2,088.80	1,909.42	2,192.44	8.14% #
FTSE/Athex Financial Services	776.48 €	801.02	-24.54	-3.06%	772.81	801.02	679.98	832.38	1.64% #
FTSE/Athex Industrial Goods & Services	3,512.79 €	3,621.63	-108.84	-3.01%	3,507.58	3,621.63	2,762.19	3,651.64	19.77% #
FTSE/Athex Retail	54.76 €	56.70	-1.94	-3.42%	54.50	56.83	46.54	58.49	10.47% #
FTSE/ATHEX Real Estate	4,745.66 €	4,904.63	-158.97	-3.24%	4,734.52	4,904.63	4,187.35	5,277.93	-1.65% €
FTSE/Athex Consumer Goods & Services	8,521.34 #	8,449.16	72.18	0.85%	8,393.08	8,521.34	6,939.31	9,231.17	9.50% #
FTSE/Athex Food & Beverage	10,803.45 #	10,663.93	139.52	1.31%	10,663.93	10,871.05	9,045.03	10,871.05	9.29% #
FTSE/Athex Basic Resources	7,405.06 €	7,685.09	-280.03	-3.64%	7,379.17	7,692.05	5,233.31	8,196.92	20.33% #
FTSE/Athex Construction & Materials	3,094.84 €	3,148.45	-53.61	-1.70%	3,062.29	3,157.59	2,565.75	3,257.84	12.09% #
FTSE/Athex Energy	3,282.71 €	3,367.50	-84.79	-2.52%	3,272.32	3,367.50	2,835.10	3,417.93	10.72% #
FTSE/Athex Travel & Leisure	1,895.27 €	1,946.93	-51.66	-2.65%	1,895.11	1,948.62	1,540.34	1,990.10	9.40% #
FTSE/Athex Technology	1,181.11 €	1,190.21	-9.10	-0.76%	1,177.07	1,193.79	1,043.00	1,193.79	8.13% #
FTSE/Athex Telecommunications	3,850.51 €	3,950.67	-100.16	-2.54%	3,840.12	3,950.67	3,294.37	3,959.85	5.65% #
FTSE/Athex Utilities	5,170.79 €	5,313.58	-142.79	-2.69%	5,119.26	5,316.13	4,264.97	5,372.86	12.34% #
FTSE/Athex Health Care	433.86 ~	433.86	0.00	0.00%	433.86	433.86	396.54	503.84	-2.11% €
Athex All Share Index	204.08 €	208.11	-4.03	-1.94%	204.08	204.08	175.88	209.42	8.81% #
Hellenic Corporate Bond Index	124.92 €	125.36	-0.44	-0.35%			122.29	125.42	2.34% #
Hellenic Corporate Bond Price Index	95.16 €	95.50	-0.34	-0.36%			93.98	95.57	1.40% #

Note 1: FTSE/Med 100, Hellenic Corporate Bond Price Index and Hellenic Corporate Bond Index closing prices refer to the previous trading day of 15/04/2021.

Note 2: The Hellenic Mid & Small Cap Index is a Customized index calculated by the Athens Exchange.

Analytic Figures for Athex Market's Boards and Categories

	Total Traded Securities	Main Market	Surveillance	Exchange Traded Funds (ETFs)
Totals	126	113	13	0
Gain / Lose / Same:	16 / 92 / 18	14 / 86 / 13	2 / 6 / 5	0 / 0 / 0
Athex Capitalisation (mill. €) **	58,107.54	57,773.54	334.00	
Daily Average Trans/ons Value(thou.€)	75,413.20	75,245.57	201.64	23.77
Transactions Value	70,518.30	70,344.59	173.72	0.00
Main Board:	69,015.36	68,841.64	173.72	0.00
Blocks Board 6_2_3:	1,502.94	1,502.94	0.00	0.00
Forced Sales Board:	0.00	0.00	0.00	0.00
Special Terms Board:	0.00	0.00	0.00	0.00
Daily Average Transactions Volume	38,218,830	36,891,403	1,379,302	1,205
Transactions Volume	37,279,715	35,813,252	1,466,463	0
Main Board:	37,155,314	35,688,851	1,466,463	0
Blocks Board 6_2_3:	124,401	124,401	0	0
Forced Sales Board:	0	0	0	0
Special Terms Board:	0	0	0	0
Daily Average Number of Trades	35,551	35,298	250	3
Number of Trades	37,916	37,608	308	0
Main Board:	37,913	37,605	308	0
Blocks Board 6_2_3:	3	3	0	0
Forced Sales Board:	0	0	0	0
Special Terms Board:	0	0	0	0

Trading Details by Athex Sectors and Financial Instruments (ETFs)

Code	Sectors	Gain / Lose / Same	Number of Trades	Transactions Volume	Transactions Value	% of Total Trans. Value
3010	- Banks	0 / 6 / 0	14,446	25,758,018	27,739,017.30	39.34%
5510	- Basic Resources	3 / 10 / 1	947	312,993	883,047.81	1.25%
5010	- Construction & Materials	2 / 10 / 1	2,575	1,454,415	2,981,476.16	4.23%
4020	- Consumer Products & Services	1 / 6 / 0	1,594	433,769	3,517,485.00	4.99%
6010	- Energy	0 / 3 / 1	1,155	199,936	2,045,449.41	2.90%
12000	- Financial Instruments	0 / 0 / 0	---	---	---	---
3020	- Financial Services	0 / 3 / 1	904	3,587,140	628,759.25	0.89%
4510	- Food Beverage & Tobacco	1 / 3 / 3	214	38,177	702,652.30	1.00%
2010	- Health Care	0 / 3 / 0	86	25,677	33,500.64	0.05%
5020	- Industrial Goods & Service	4 / 14 / 0	3,500	1,812,893	5,705,923.01	8.09%
3030	- Insurance	0 / 2 / 0	106	29,694	146,286.64	0.21%
4030	- Media	1 / 0 / 0	34	43,051	12,914.13	0.02%
4520	- Personal Care, Drug & Grocery Stores	1 / 2 / 0	129	60,095	268,507.37	0.38%
3510	- Real Estate	0 / 6 / 3	1,020	309,656	1,452,987.78	2.06%
4040	- Retail	2 / 2 / 2	351	77,503	308,139.82	0.44%
1010	- Technology	0 / 9 / 1	501	119,501	449,601.00	0.64%
1510	- Telecommunications	0 / 3 / 2	3,889	1,114,949	11,015,222.74	15.62%
4050	- Travel & Leisure	1 / 5 / 3	2,507	835,686	5,313,255.25	7.53%
6510	- Utilities	0 / 5 / 0	3,958	1,066,562	7,314,078.45	10.37%

Top 10 best & worst performing Shares

Main Market

With positive Price change	Closing price	change	With negative Price change	Closing price	change
AVE (CR)	0.313	1.95% #	PIRAEUS FINANCIAL HOLD (CR)	3.35	-29.98% €
CC HBC AG (CR)	28.86	1.33% #	KEKROPS SA (CR)	1.782	-10.45% €
JUMBO SA (CR)	15.6	1.23% #	ELLAKTOR (CR)	1.23	-6.11% €
THRACE PLASTICS SA (CR)	4.87	0.83% #	TECHNICAL OLYMPIC SA (CR)	1.416	-5.98% €
PETROPOULOS PETROS (CR)	5.82	0.69% #	NATIONAL BANK (CR)	2.565	-5.70% €
ALUMIL (CR)	1.62	0.62% #	MARFIN INVESTMENT GROUP (CR)	0.0274	-5.52% €
GEK TERNA (CR)	9.75	0.52% #	ALPHA BANK (CR)	1.068	-5.40% €
PAPOUTSANIS (CR)	2.25	0.45% #	AEGEAN AIRLINES (CR)	5.13	-5.00% €
			ATTICA BANK S.A. (CR)	0.205	-4.87% €
			EUROBANK HOLDINGS (CR)	0.73	-4.57% €
With the highest Transactions Value	Value (thou. €)	change	With the highest Transactions Volume	Volume	change
ALPHA BANK (CR)	12,465.46	-5.40% €	ALPHA BANK (CR)	11,592,235	-5.40% €
OTE (CR)	10,578.03	-2.54% €	EUROBANK HOLDINGS (CR)	11,079,685	-4.57% €
EUROBANK HOLDINGS (CR)	8,137.44	-4.57% €	MARFIN INVESTMENT GROUP (CR)	3,457,913	-5.52% €
NATIONAL BANK (CR)	6,708.47	-5.70% €	NATIONAL BANK (CR)	2,575,808	-5.70% €
OPAP (CR)	4,859.71	-2.51% €	OTE (CR)	761,894	-2.54% €
PPC (CR)	4,115.17	-2.93% €	ELLAKTOR (CR)	648,783	-6.11% €
MYTILINEOS (CR)	4,104.68	-3.42% €	PPC (CR)	444,705	-2.93% €
JUMBO SA (CR)	3,113.60	1.23% #	ATTICA BANK S.A. (CR)	434,732	-4.87% €
MOTOR OIL (CR)	1,692.70	-2.43% €	ADMIE (IPTO) HOLDING S.A. (CR)	417,629	-2.91% €
TERNA ENERGY (CR)	1,296.03	-3.59% €	OPAP (CR)	402,342	-2.51% €

Note: Stocks that are not included in the "Low Dispersion" and "Under Supervision" categories, and the transactions value is more than 10,000 €.

Derivatives Summary

	Number of Trades	Volume	Open Interest
Index Futures	199	645	5,539
FTSE/Athex Large Cap	199	645	5,539
Stock Futures	2,423	33,824	416,182
ADMIE (IPTO) HOLDING S.A. (CR)	118	613	7,674
ALPHA BANK (CR)	517	13,941	123,057
ATTICA BANK S.A. (CR)	1	43	364
CC HBC AG (CR)	3	9	54
CENERGY HOLDINGS (CB)	134	1,117	7,985
ELLAKTOR (CR)	121	1,006	5,978
EUROBANK HOLDINGS (CR)	262	6,996	56,964
EYDAP S.A. (CR)	25	67	1,474
FOURLIS (CR)	5	26	1,263
GEK TERNA (CR)	88	452	11,602
HELLENIC EXCHANGES-A.S.E. (CR)	42	145	3,441
HELLENIC PETROLEUM (CR)	4	16	4,253
INTRACOM HOLDINGS (CR)	36	99	3,567
JUMBO SA (CR)	23	37	1,609
LAMDA DEVELOPMENT SA (CR)	69	265	4,551
MARFIN INVESTMENT GROUP (CR)	3	10	41,390
MOTOR OIL (CR)	67	213	3,627
MYTILINEOS (CR)	129	411	5,476
NATIONAL BANK (CR)	360	6,703	38,760
OPAP (CR)	38	171	2,371
OTE (CR)	52	165	6,189
P.P.A. S.A. (CR)	4	12	268
PIRAEUS FINANCIAL HOLD (CR)	2	6	56,281
PPC (CR)	240	1,030	18,936
TERNA ENERGY (CR)	35	154	2,249
TITAN CEMENT (CB)	9	31	742
VIOHALCO SA/NV (CB)	36	86	6,057
Index Options	33	119	1,038
FTSE/Athex Large Cap	33	119	1,038
Stock Options	15	76	287
ALPHA BANK (CR)	0	0	100
NATIONAL BANK (CR)	0	0	40
OPAP (CR)	1	5	0
OTE (CR)	6	35	10
PIRAEUS FINANCIAL HOLD (CR)	0	0	0
PPC (CR)	8	36	137
Total Derivatives Traded	2,670	34,664	423,046

Number of Outstanding Securities	Nominal Value	Dividends [1]			Date of Last Coupon		Note	Shares	Closing price	% change	Previous closing price/date	Open price	Price min	Price max	Last price	Avg price	Last Bid [7]	Last Ask [7]	P/E after tax	Year	Volume	Trades	Transactions Value[8]	Company Mkt Value (thou. €)	Year low	Year high	Sector[4]	
		2018	2019	2020	Dividend [2]	Right																						
24,319,250	0.300	---	---	---	09/07/2002	04/07/2007	5165	PROODEFTIKH SA (CR)	0.26	18.18	0.22	16/04/2021	0.262	0.26	0.262	0.26	0.261	1000@0.226	1000@0.260	---	---	7,200	11	1,880.40	6,323.01	0.18	0.3	50101010
13,582,223	1.35	---	---	---	24/06/2008	02/02/2016	4887	SIDMA STEEL (CR)	0.865	---	0.865	16/04/2021	---	---	---	---	210@0.765	123@0.855	---	---	---	---	---	---	11,748.62	0.59	0.88	55102010
766,000	1.00	---	---	---	01/07/2004	11/12/2012	5193	TRIA ALFA SA (CR)	7	---	7	16/04/2021	---	---	---	---	---	49@6.80	44.23	2019	---	---	---	---	5,881.40	7	7	55101020
245,000	1.00	---	---	---	19/07/2010	11/12/2012	5194	TRIA ALFA SA (PR)	2.12	---	2.12	16/04/2021	---	---	---	---	400@1.81	100@2.22	13.40	2019	---	---	---	---	5,881.40	1.41	2.8	55101020

Suspension Status

5,867,311	0.300	---	---	---	11/08/2010	28/04/2017	5243	DIONIC (CR)	0.11	---	0.11	30/06/2020	---	---	---	---	---	---	---	---	---	---	---	---	645.40	0.11	0.11	50205010
21,820,410	0.800	---	---	---	22/05/2008	02/08/2011	5174	EUROMEDICA SA (CR)	0.448	---	0.448	30/04/2018	---	---	---	---	---	---	---	---	---	---	---	---	9,775.54	0.448	0.448	20101010
66,948,210	0.300	---	---	---	22/09/2015	22/09/2015	5179	FOLLI FOLLIE (CR)	4.8	---	4.8	24/05/2018	---	---	---	---	---	---	---	---	---	---	---	---	321,351.41	4.8	4.8	40401030
12,417,000	0.310	0.0205	---	---	27/08/2019	28/08/2017	5233	MLS MULTIMEDIA SA (CR)	0.57	---	0.57	12/05/2020	---	---	---	---	---	---	---	---	---	---	---	---	7,077.69	0.57	0.57	10101015
33,301,715	0.320	---	---	---	27/06/2003	08/07/2009	5241	AEGEK (CR)	0.035	---	0.035	25/06/2020	---	---	---	---	---	---	---	---	---	---	---	---	1,165.56	0.035	0.035	50101010
77,126,446	0.340	---	---	---	23/05/2005	18/08/2011	5206	G.E. DIMITRIOU (CR)	0.0125	---	0.0125	30/04/2019	---	---	---	---	---	---	---	---	---	---	---	---	964.08	0.0125	0.0125	40202020
7,085,888	1.59	---	---	---	02/07/1996	06/09/2010	5216	ELVIEK (CR)	2.6	---	2.6	30/09/2019	---	---	---	---	---	---	---	---	---	---	---	---	18,423.31	2.6	2.6	35101010
25,179,640	0.600	---	---	---	08/08/1994	19/09/2000	5191	J.BOUTARIS & SON (CR)	0.026	---	0.026	01/10/2018	---	---	---	---	---	---	---	---	---	---	---	---	742.45	0.026	0.026	45101015
1,540,000	0.600	---	---	---	08/08/1994	19/09/2000	5192	J.BOUTARIS & SON (PR)	0.057	---	0.057	01/10/2018	---	---	---	---	---	---	---	---	---	---	---	---	742.45	0.057	0.057	45101015
31,543,600	0.420	---	---	---	19/07/2010	19/12/2018	5205	KRETA FARM SA (CR)	1.09	---	1.085	30/04/2019	---	---	---	---	---	---	---	---	---	---	---	---	34,382.52	1.085	1.09	45102020
23,935,280	0.300	---	---	---	29/06/2009	13/06/2000	5153	NAYTEMPORIKI PUBLISHING SA(CR)	0.107	---	0.107	02/10/2017	---	---	---	---	---	---	---	---	---	---	---	---	2,561.07	0.107	0.107	40301030
23,463,874	0.800	---	---	---	23/05/2003	21/12/1999	4918	NEORION SA (CR)	0.125	---	0.125	30/08/2012	---	---	---	---	---	---	---	---	---	---	---	---	2,932.98	0.125	0.125	50206030

Shares' Notes

Code	Note text
()	- Adjusted dividends.
*	- Last adjusted closing price.
[1]	- Net dividends.
[2]	- The "Date of Last Coupon" for New listings refers to the date company's stocks started to trade in Athex
[3]	- The Company Market Value is referred to the number of outstanding shares
[4]	- Sectors codification can be found in Appendix A
[5]	- The Market Value refers to the total number of shares listed (including their several classes) in the exchange by the company.
[6]	- P/E greater than 100
[7]	- Last view of the Order Book before the end of the trading session
[8]	- All Blocks Methods' Transactions Value are included.
4750	- Transfer to the Under Surveillance Category from 8/4/2011.
4887	- Transfer to the Surveillance Category as of 10/4/2012.
4912	- Transfer to the Surveillance Category as of 31/7/2012.
4918	- Suspension of trading as of 31/8/2012.
4955	- Transfer to the Surveillance Category as from 5/4/2013.
4957	- Transfer to the Surveillance Category as from 5/4/2013.
4958	- Transfer to the Surveillance Category as from 5/4/2013.
4959	- Transfer to the Surveillance Category as from 5/4/2013.
5093	- Transfer to the Surveillance Category as of 8/4/2015.
5112	- Transfer to the Surveillance Category as of 15/04/2016.
5115	- Transfer to the Surveillance Category as of 15/04/2016.
5141	- Transfer to the Surveillance Category as of 10/05/2017.
5153	- Suspension of trading as of 03/10/2017.
5160	- Transfer to the Surveillance Category as of 15/04/2016.
5162	- Transfer to the Under Supervision Category as of 21/12/2009.
5165	- Transfer to the Surveillance Category as of 15/02/2018.
5174	- Suspension of trading as of 02/05/2018.
5178	- Transfer to the Surveillance Category as of 11/05/2018.
5179	- Suspension of trading as of 25/05/2018.
5190	- Transfer to the Surveillance Category as of 10/04/2012.
5191	- Suspension of trading as of 02/10/2018.
5192	- Suspension of trading as of 02/10/2018.
5193	- Transfer to the Surveillance Category as of 25/10/2018.
5194	- Transfer to the Surveillance Category as of 25/10/2018.
5197	- Transfer to the Surveillance Category as of 07/11/2018.
5205	- Suspension of trading as of 02/05/2019.
5206	- Suspension of trading as of 02/05/2019.
5216	- Suspension of trading as of 01/10/2019.
5232	- Transfer to the Under Surveillance Category from 08/04/2011.
5233	- Suspension of trading as of 13/05/2020.
5241	- Suspension of trading as of 26/06/2020.
5243	- Suspension of trading as of 01/07/2020.
5245	- Transfer to the Surveillance Category as of 09/07/2020.
5246	- Transfer to the Surveillance Category as of 09/07/2020.
5248	- Transfer to the Surveillance Category as of 06/09/20116.
5251	- Transfer to the Surveillance Category as of 25/11/2011.

Securities Blocks Details

Securities	Block Volume	Price	Block Trade Value	Time of approval	Note
JUMBO SA (CR)	34,660	15.42	534,457.20	12:05:08	20
LAMDA DEVELOPMENT SA (CR)	50,000	7.05	352,500.00	15:38:35	20
JUMBO SA (CR)	39,741	15.50	615,985.50	17:13:05	20

Blocks Notes

- 9 - Method 6-1 / Special Fees
- 10 - Method 6-1 / Special Fees, SDS
- 14 - Method 6-3 / Settlement, Incomplete Buy and Sell
- 18 - Method 6-2 / SPOT 1
- 19 - Method 6-2 / SPOT 2
- 20 - Method 6-1 and Method 6-1 Same Day Settlement
- 21 - Other Pre-agreed

Shares Rights Details

Occured date	Exercise from	Exercise until	Trading until	Rights	Price min	Price max	Closing price	Last Bid	Last Ask	Volume	Trades	Transactions Value
--------------	---------------	----------------	---------------	--------	-----------	-----------	---------------	----------	----------	--------	--------	--------------------

No Rights Transactions.

Securities Forced Sales

Securities	Category of Security	Transactions Volume	Number of Trades	Transactions Value	Note
------------	----------------------	------------------------	---------------------	-----------------------	------

No Forced Transactions.

Forced Sales Notes

- 1 - Normal Forced Sale.
- 2 - Forced Sales of Fixed Registered Shares.
- 3 - Forced Sales of Remaining Stock Fractions.

Forced Sales Registered Shares

Securities	Start Date	End Date	Initial Volume	Remaining Volume	Date	Avg price (day)	Avg price (period)	Number of Trades	Transactions Volume	Transactions Value
------------	------------	----------	----------------	------------------	------	-----------------	--------------------	------------------	---------------------	--------------------

No Fixed Registered Shares Forced Sales.

Forced Sales Notes

According to Decision 1/380/04.05.2008 of the Hellenic Republic Capital Market Commission, the certificated registered shares that have not been deposited to the issuer for dematerialisation, will be auctioned in the Athens Exchange by the supervising issuer. Forced sales procedure is held according to Article 99A of the Athens Exchange Rulebook. The average price of the period is calculated by dividing the Total transactions value by the Total volume and includes all the transactions made until the current date.

Exchange Traded Funds (ETFs) Characteristics

	Transactions Date (T)	Creation / Redemption	Units (T-1)	New Units (T-1)	Redemption Units (T-1)	Units (T) [1]	Fund Assets [2]	Net Unit Price	Dividend per Unit	Dividend Date
ALPHA ETF FTSE Athex Large Cap	19/04/2021	5,000	853,597	---	---	853,597	18,664,300.00	21.8655	0.81	01/07/2020

ETFs Notes

[1] - Units (T) = Units (T-1) + New Units (T-1) - Redemption Units (T-1)

[2] - The Creation / Redemption Units of T-1 are included.

Convertible Corporate Bonds - Regulated Market

Num Listed Bonds	Nominal price	Issue price	Today's Rate	Exp. Date	Duration (years)	Note	Coupon		Trading Unit	Corporate Bonds	Price min	Price max	Closing price	Previous closing price/date	Volume	Transactions Value	Last order			ear min	Year max		
							Common	Preffered									Price	Buy / Sell	Date				
										#Error				#Type!									

Corporate Bonds Notes

Transactions Volume = (Pieces) * (Nominal Price). Transactions Value = (Pieces) * (Nominal Price) * (price %) + (Accrued interest).

The price of a Bond is stated as a percentage (%) of Bond's Nominal Price.

Nominal Price in Euros (€), except if it is noted differently.

Non Convertible Corporate Bonds - Regulated Market

Num Listed Bonds	Nominal price	Issue price	Today's Rate	Exp. Date	Duration (years)	Note	Coupon		Trading Unit	Corporate Bonds	Accrued Int.	Yield.T.Mat	Price min	Price max	Closing price	Previous closing price/date	Volume	Transactions Value	Last order		ear min	Year max		
							Common	Preferred											Price	Buy / Sell			Date	
175,000	1,000.00	1,000.00	3.40	26/07/2024	5	---	4	---	1	ATTICA HOLDINGS S.A. (Non Convertible)	8.0278	5.2240	93.5001	94.9000	93.9596	94.3840	16/04/2021	29,000	27,481.08	93.5001	B	19/04/2021	90.0310	94.9999
39,892,816	1.00	1.00	5.00	04/10/2021	5	---	19	---	1	HOUSEMARKET S.A. (Non Convertible)	0.0021	1.6070	101.4000	101.8000	101.4000	101.6000	13/04/2021	32,821	33,428.86	101.4000	B	19/04/2021	101.4000	102.9900
150,000	1,000.00	1,000.00	2.60	22/10/2026	7	---	3	---	1	TERNA ENERGY FINANCE S.A. (Non Convertible)	13.0722	2.3890	100.4000	100.7700	100.5747	100.6660	16/04/2021	15,000	15,282.28	100.5000	B	19/04/2021	99.4000	103.0000
20,529	1,000.00	1,000.00	4.95	26/06/2023	5	---	6	---	1	B&F COMM. & GARM. INDUS. S.A. (Non Convertible)	15.6750	5.4440	97.5000	97.5000	97.5000	98.1430	15/04/2021	2,000	1,981.35	96.5100	B	19/04/2021	92.1501	98.5000
90,000	1,000.00	1,000.00	3.00	11/05/2023	5	---	6	---	1	CORAL A.E. (Non Convertible)	13.4167	2.0660	101.5000	101.5000	101.5000	102.8000	16/04/2021	3,000	3,085.25	102.3500	B	19/04/2021	101.5000	103.5000
120,000	1,000.00	1,000.00	3.95	04/04/2025	7	---	7	---	1	GEK TERNA S.A. (Non Convertible)	1.6458	2.5430	104.0000	105.0000	104.0000	105.1000	16/04/2021	337,000	353,834.65	104.0000	B	19/04/2021	103.3350	105.2000
200,000	1,000.00	1,000.00	3.60	12/03/2026	7	---	5	---	1	AEGEAN AIRLINES S.A. (Non Convertible)	4.0000	3.8320	97.8000	98.0000	97.8045	98.4000	16/04/2021	91,000	89,366.08	97.8010	B	19/04/2021	93.1501	99.9000
200,000	1,000.00	1,000.00	1.90	23/03/2028	7	---	1	---	1	MOTOR OIL CORINTH REFINERIES SA (Non Convertible)	1.5306	1.8310	100.3600	100.4300	100.4143	100.4160	16/04/2021	260,000	261,422.64	100.3600	B	19/04/2021	100.0000	100.5500
200,000	1,000.00	1,000.00	2.10	27/10/2027	7	---	1	---	1	O.P.A.P. S.A. (Non Convertible)	10.2667	1.8200	101.5000	101.9000	101.5453	101.5880	16/04/2021	62,000	63,594.62	101.5000	B	19/04/2021	99.3000	102.8500
320,000	1,000.00	1,000.00	3.40	21/07/2027	7	---	2	---	1	LAMDA DEVELOPMENT S.A. (Non Convertible)	8.5000	3.1120	101.1000	101.9000	101.1001	101.7000	16/04/2021	452,000	461,140.72	101.1010	B	19/04/2021	99.0100	101.9000
500,000	1,000.00	1,000.00	2.75	03/07/2027	7	---	2	---	1	GEK TERNA S.A. (Non Convertible)	8.1736	2.8830	98.0000	98.9499	98.9499	98.8990	16/04/2021	522,000	517,794.76	98.0000	B	19/04/2021	97.8574	99.8765

Corporate Bonds Notes

Transactions Volume = (Pieces) * (Nominal Price). Transactions Value = (Pieces) * (Nominal Price) * (price %) + (Accrued interest).

The price of a Bond is stated as a percentage (%) of Bond's Nominal Price.

Nominal Price in Euros (€), except if it is noted differently.

Government Bonds

Number Listed Bonds	Nominal price	Today's Rate	Accrued Interest Calc	Exp. Date [1]	Duration (years)	Note	Coupons Date	Curr. coupon value	Trading Unit	Government Bonds	Price min	Price max	Closing price	Previous closing price/date	Volume	Transactions Value	Price	Last order Buy / Sell	Date
3,000,000	1,000.00	4.38	Actual/Actual	01/08/2022	5	---	01/08	4.38	1	GGB-FXD-010822-05Y-4.375-1.000	---	---	---	---	---	---	1.0000	B	28/11/2018
4,500,000	1,000.00	1.88	Actual/Actual	04/02/2035	15	---	04/02	1.88	1	GGB-FXD-040235-15Y-1.875-1.000	---	---	---	---	---	---	---	---	---
2,500,000	1,000.00	3.45	Actual/Actual	02/04/2024	5	---	02/04	3.45	1	GGB-FXD-020424-05Y-3.450-1.000	---	---	---	---	---	---	---	---	---
3,500,000	1,000.00	0.75	Actual/Actual	18/06/2031	10	---	18/06	0.75	1	GGB-FXD-180631-10Y-0.750-1.000	---	---	---	---	---	---	---	---	---
4,355,990,324	1.00	3.50	Actual/Actual	30/01/2023	5	---	01/02 - 31/01	3.50	1	GGB-FXD-300123-05Y-3.500-1.000	---	---	---	94.5720 13/07/2018	---	---	1.0000	B	28/11/2018
5,962,747,327	1.00	3.75	Actual/Actual	30/01/2028	10	---	/02 - 01/02 - 31/	3.75	1	GGB-FXD-300128-10Y-3.750-1.000	---	---	---	85.4610 13/07/2018	---	---	1.0000	B	28/11/2018
6,091,218,404	1.00	3.90	Actual/Actual	30/01/2033	15	---	/02 - 01/02 - 31/	3.90	1	GGB-FXD-300133-15Y-3.900-1.000	---	---	---	78.6730 13/07/2018	---	---	1.0000	B	28/11/2018
4,805,399,486	1.00	4.00	Actual/Actual	30/01/2037	19	---	/02 - 01/02 - 31/	4.00	1	GGB-FXD-300137-19Y-4.000-1.000	---	---	---	77.0370 13/07/2018	---	---	1.0000	B	28/11/2018
4,603,713,186	1.00	4.20	Actual/Actual	30/01/2042	24	---	/02 - 01/02 - 31/	4.20	1	GGB-FXD-300142-24Y-4.200-1.000	---	---	---	77.7640 13/07/2018	---	---	1.0000	B	28/11/2018
550,418,123	1.00	4.30	Actual/Actual	24/02/2023	11	---	24/02	4.30	1	GGB-FXD-240223-11Y-2.000-1.000	---	---	---	10.0000 22/06/2015	---	10.0000	B	11/07/2019	
445,007,576	1.00	4.30	Actual/Actual	24/02/2024	12	---	24/02	4.30	1	GGB-FXD-240224-12Y-2.000-1.000	---	---	---	10.0000 22/06/2015	---	---	---	---	
423,674,226	1.00	4.30	Actual/Actual	24/02/2025	13	---	24/02	4.30	1	GGB-FXD-240225-13Y-2.000-1.000	---	---	---	10.0000 22/06/2015	---	---	---	---	
212,292,153	1.00	4.30	Actual/Actual	24/02/2026	14	---	24/02	4.30	1	GGB-FXD-240226-14Y-2.000-1.000	---	---	---	10.0000 22/06/2015	---	---	---	---	
160,621,352	1.00	4.30	Actual/Actual	24/02/2027	15	---	24/02	4.30	1	GGB-FXD-240227-15Y-2.000-1.000	---	---	---	10.0000 22/06/2015	---	---	---	---	
183,244,055	1.00	4.30	Actual/Actual	24/02/2028	16	---	24/02	4.30	1	GGB-FXD-240228-16Y-2.000-1.000	---	---	---	10.0000 22/06/2015	---	---	---	---	
164,802,894	1.00	4.30	Actual/Actual	24/02/2029	17	---	24/02	4.30	1	GGB-FXD-240229-17Y-2.000-1.000	---	---	---	10.0000 22/06/2015	---	---	---	---	
165,460,943	1.00	4.30	Actual/Actual	24/02/2030	18	---	24/02	4.30	1	GGB-FXD-240230-18Y-2.000-1.000	---	---	---	10.0000 22/06/2015	---	---	---	---	
129,007,241	1.00	4.30	Actual/Actual	24/02/2031	19	---	24/02	4.30	1	GGB-FXD-240231-19Y-2.000-1.000	---	---	---	10.0000 22/06/2015	---	---	---	---	
126,192,683	1.00	4.30	Actual/Actual	24/02/2032	20	---	24/02	4.30	1	GGB-FXD-240232-20Y-2.000-1.000	---	---	---	10.0000 22/06/2015	---	---	---	---	
146,905,168	1.00	4.30	Actual/Actual	24/02/2033	21	---	24/02	4.30	1	GGB-FXD-240233-21Y-2.000-1.000	---	---	---	10.0000 22/06/2015	---	---	---	---	
154,475,606	1.00	4.30	Actual/Actual	24/02/2034	22	---	24/02	4.30	1	GGB-FXD-240234-22Y-2.000-1.000	---	---	---	10.0000 22/06/2015	---	---	---	---	
144,429,441	1.00	4.30	Actual/Actual	24/02/2035	23	---	24/02	4.30	1	GGB-FXD-240235-23Y-2.000-1.000	---	---	---	10.0000 22/06/2015	---	---	---	---	
166,211,676	1.00	4.30	Actual/Actual	24/02/2036	24	---	24/02	4.30	1	GGB-FXD-240236-24Y-2.000-1.000	---	---	---	10.0000 22/06/2015	---	---	---	---	
145,461,669	1.00	4.30	Actual/Actual	24/02/2037	25	---	24/02	4.30	1	GGB-FXD-240237-25Y-2.000-1.000	---	---	---	10.0000 22/06/2015	---	---	---	---	
146,941,087	1.00	4.30	Actual/Actual	24/02/2038	26	---	24/02	4.30	1	GGB-FXD-240238-26Y-2.000-1.000	---	---	---	10.0000 22/06/2015	---	---	---	---	
135,115,612	1.00	4.30	Actual/Actual	24/02/2039	27	---	24/02	4.30	1	GGB-FXD-240239-27Y-2.000-1.000	---	---	---	10.0000 22/06/2015	---	---	---	---	
141,909,637	1.00	4.30	Actual/Actual	24/02/2040	28	---	24/02	4.30	1	GGB-FXD-240240-28Y-2.000-1.000	---	---	---	10.0000 22/06/2015	---	---	---	---	
136,788,720	1.00	4.30	Actual/Actual	24/02/2041	29	---	24/02	4.30	1	GGB-FXD-240241-29Y-2.000-1.000	---	---	---	10.0000 22/06/2015	---	---	---	---	
163,643,410	1.00	4.30	Actual/Actual	24/02/2042	30	---	24/02	4.30	1	GGB-FXD-240242-30Y-2.000-1.000	---	---	---	10.0000 22/06/2015	---	---	---	---	
4,000,000	1,000.00	3.88	Actual/Actual	12/03/2029	10	---	12/03	3.88	1	GGB-FXD-120329-10Y-3.875-1.000	---	---	---	---	---	100.0000	B	15/10/2019	
503,753	1,000.00	0.32	FLR Actual/360	16/09/2021	2	---	16/03 - 16/09	---	1	GGB-FLT-160921-02Y-0.319-1.000	---	---	---	---	---	---	---	---	
3,000,000	1,000.00	3.38	Actual/Actual	15/02/2025	7	---	15/02	3.38	1	GGB-FXD-150225-07Y-3.375-1.000	---	---	---	---	---	---	---	---	
250,250	1,000.00	2.90	Actual/Actual	20/03/2023	4	---	20/03	2.90	1	GGB-FXD-200323-04Y-2.900-1.000	---	---	---	---	---	---	---	---	
964,000	1,000.00	3.25	Actual/Actual	20/03/2025	6	---	20/03	3.25	1	GGB-FXD-200325-06Y-3.250-1.000	---	---	---	---	---	---	---	---	

Government Bonds Notes

Transactions Volume = (Pieces) * (Nominal Price). Transactions Value = (Pieces) * (Nominal Price) * (price %) + (Accrued interest).

The Value of current coupon for the issues with NV 0.01 euro refers to NV 100 euros

FLR: Floating Interest Rate.

[1] - The Expiration Date of the interest bearing period and the Date for coupon payment.

Government Bonds

Number Listed Bonds	Nominal price	Today's Rate	Accrued Interest Calc	Exp. Date [1]	Duration (years)	Note	Coupons Date	Curr. coupon value	Trading Unit	Government Bonds	Price min	Price max	Closing price	Previous closing price/date	Volume	Transactions Value	Price	Last order Buy / Sell	Date
2,100,000	1,000.00	3.55	Actual/Actual	20/03/2026	7	---	20/03	3.55	1	GGB-FXD-200326-07Y-3.550-1.000	---	---	---	---	---	---	---	---	---
5,500,000	1,000.00	1.50	Actual/Actual	18/06/2030	10	---	18/06	1.50	1	GGB-FXD-180630-10Y-1.500-1.000	---	---	---	---	---	---	---	---	---
5,364,250	1,000.00	3.25	Actual/Actual	20/03/2050	30	---	20/03	3.25	1	GGB-FXD-200350-30Y-3.250-1.000	---	---	---	---	---	---	---	---	---
2,000,000	1,000.00	2.00	Actual/Actual	22/04/2027	7	---	22/04	2.00	1	GGB-FXD-220427-07Y-2.000-1.000	---	---	---	---	---	---	99.9000	B	22/04/2020
2,500,000	1,000.00	1.88	Actual/Actual	23/07/2026	7	---	23/07	1.88	1	GGB-FXD-230726-07Y-1.875-1.000	---	---	---	---	---	---	---	---	---
2,500,000	1,000.00	1.88	Actual/Actual	24/01/2052	30	---	24/01	1.88	1	GGB-FXD-240152-30Y-1.875-1.000	---	---	---	---	---	---	---	---	---

Government Bonds Notes

Transactions Volume = (Pieces) * (Nominal Price). Transactions Value = (Pieces) * (Nominal Price) * (price %) + (Accrued interest).

The Value of current coupon for the issues with NV 0.01 euro refers to NV 100 euros

FLR: Floating Interest Rate.

[1] - The Expiration Date of the interest bearing period and the Date for coupon payment.

Treasury Bills & Zero Coupon Government Bonds

Issue Date	13-Week Maturity									26-Week Maturity									52-Week Maturity								
	Exp. Date	Initial Rate	Num Listed Bonds	Nominal price	Issue price	Last Trade Price	Last Trade Date	Volume Traded	Note	Exp. Date	Initial Rate	Num Listed Bonds	Nominal price	Issue price	Last Trade Price	Last Trade Date	Volume Traded	Note	Exp. Date	Initial Rate	Num Listed Bonds	Nominal price	Issue price	Last Trade Price	Last Trade Date	Volume Traded	Note
12/06/2020	---	---	---	---	---	---	---	---	---	---	---	---	---	---	---	---	---	---	11/06/2021	0.25	1,600,000	1,000.00	997.49	---	---	---	---
11/09/2020	---	---	---	---	---	---	---	---	---	---	---	---	---	---	---	---	---	---	10/09/2021	0.00	1,000,000	1,000.00	1,000.00	---	---	---	---
11/12/2020	---	---	---	---	---	---	---	---	---	---	---	---	---	---	---	---	---	---	10/12/2021	-0.26	1,000,000	1,000.00	1,002.60	---	---	---	---
12/03/2021	---	---	---	---	---	---	---	---	---	---	---	---	---	---	---	---	---	---	11/03/2022	-0.22	1,000,000	1,000.00	1,002.24	---	---	---	---

Bonds in Circulation	Currency / Min nominal traded Value	Coupons Payment Date	Current Coupon Value	Note	Coupon	Trading Unit	Issue Date	Duration (years)	Today's Interest	A.I.C in days	Bonds	Last price of previous days		Last Outcry in Cash (euro)			Trades in Pieces	Life min	Life Max
												Price	Buy / Sell	Price	Buy / Sell	Date			
Corporate Bonds in Foreign Currency and Euro																			
103,746	GBP / 10	01/12	0.25	---	62	1	01/12/1930	98	2.5	360	National Mortgage Bank	2.27	05/02/1996	2.27	S	05/02/1996	---	2.27	2.27
0	GBP / 10	01/12	0.25	---	64	1	01/12/1928	100	2.5	360	National Mortgage Bank	---	---	---	---	---	---	---	---

Government Bonds Notes

A.I.C: Accrued Interest Calculation base.

FLR: Floating Interest Rate.

The minimum tradeable Nominal Value for all Demeterialised Government Titles is 100 Euros.

(μτφρ-0)

Athex & ATHEXClear Members List

Member Name				Stock Market			Derivatives Market		ATHEXClear Member	
	Address	Phone	Fax	Market Member	Remote Member	Market Maker	Proprietary	Market Maker	General Clearing	Direct Clearing
A. SARRIS SECURITIES S.A.				a						
6, ΔΡΑΓΑΤΣΑΝΙΟΥ 6 ΑΘΗΝΑ	2103367700									
ΑΕΟΝIC SECURITIES C.I.F. P.L.C.				a	a					
, ΛΑΪΟΥ 6, ΓΡ. 301B, ANNA COURT	35725337600									
ALPHA BANK A.E.									a	
103, AVE. ATHINON ΑΘΗΝΑ	+30 2103436820	210-3436270								
40, STADIΟΥ STR ΑΘΗΝΑ	(210)-3260000	(210)-3264116								
	(210)-3265546	(210)-3265811								
ALPHA BANK S.A.									a	
, ΛΕΩΦΟΡΟΣ ΑΘΗΝΩΝ 103 ΑΘΗΝΑ	2103436303									
ALPHA FINANCE INVESTMENT SERVICES S.A.				a		a	a	a		a
5, ΜΕΡΛΙΝ 5 ΑΘΗΝΑ	2103677400									
ARGUS STOCKBROKERS LTD				a	a		a			
25, 25 ΛΕΩΦΟΡΟΣ ΔΗΜΟΣΘΕΝΗ ΣΕΒΕΡΗ	0035722717000									
ATLANTIC SECURITIES LTD				a	a					
37, ΠΡΟΔΡΟΜΟΥ 37	0035722445400									
ΑΧΟΝ SECURITIES S.A.				a			a			
48, ΣΤΑΔΙΟΥ 48 ΑΘΗΝΑ	2103363800									
BETA SECURITIES S.A.				a		a	a			a
29, Λ. ΑΛΕΞΑΝΔΡΑΣ 29 ΑΘΗΝΑ	2106478930									
BNP PARIBAS SECURITIES SERVICES									a	
2, ΛΑΜΨΑΚΟΥ 2 ΑΘΗΝΑ	2107468500									
BOFA SECURITIES EUROPE SA				a	a					
, 112 AVENUE KL?BER 75116	+33 153655555									
CAPITAL SECURITIES S.A.				a			a			
58, ΜΗΤΡΟΠΟΛΕΩΣ 58 ΑΘΗΝΑ	2103369700									
CFS SECURITIES INVESTMENT SERVICES S.A.				a						
3, ΠΑΠΑΡΡΗΓΟΠΟΥΛΟΥ 3 ΑΘΗΝΑ	2103360800									
CITIGROUP GLOBAL MARKETS EUROPE AG				a	a					
16, REUTERWEG 16 FRANKFURT	+49 691366-0									
CITIGROUP GLOBAL MARKETS LIMITED				a						
1, 33 CANADA SQUARE -CANARY WHARF	+44 02079864000									
CREDIT SUISSE SECURITIES (EUROPE) LIMITED				a						
1, ONE CABOT SQUARE LONDON	+44 2078888888									
CREDIT SUISSE SECURITIES SOCIEDAD DE VALORES SA				a	a					
, CALLE AYALA 42, 3A PLANTA-B MADRID	+34917916000									
CYCLOS SECURITIES S.A.				a			a			
39, ΠΑΝΕΠΙΣΤΗΜΙΟΥ 39 ΑΘΗΝΑ	2103364300									
DEUTSCHE BANK S.A.					a					
1, GREAT WINCHESTER STREET LONDON	+44 20 754 54209	00441133361437								
DYNAMIC SECURITIES S.A.				a			a			a
, ΤΡΑΛΛΕΩΝ 2 & Λ. ΣΥΓΓΡΟΥ 223 ΝΕΑ ΣΜΥΡΝΙ	2103677700									
EUROBANK EQUITIES INVESTMENT FIRM S.A				a		a	a	a		a
, ΦΙΛΕΛΛΗΝΩΝ 10 & ΞΕΝΟΦΩΝΤΟΣ 13 ΑΘΗΝΑ	2103720425									
EUROBANK S.A.									a	
, ΟΘΩΝΟΣ 8 ΑΘΗΝΑ	2103337000									
EUROCORP INVESTMENT SERVICES S.A.				a			a			a
14, ΠΛ.ΦΙΛΙΚΗΣ ΕΤΑΙΡΕΙΑΣ 14 ΑΘΗΝΑ	2107263600									
EUROTRUST INVESTMENT FIRM SA				a						
113, ΣΕΒΑΣΤΟΥΠΟΛΕΩΣ 113 ΑΘΗΝΑ	2103363100									
EUROXX SECURITIES S.A.				a		a	a	a		a
7, ΠΑΛΑΙΟΛΟΓΟΥ ΧΑΛΑΝΔΡΙ	(210)-6879400	(210)-6879401								
7, ΠΑΛΕΟΛΟΓΟΥ ΧΑΛΑΝΔΡΙ	+30 2106879400	210-6879401								
G. A. PERVANAS SECURITIES- INVESTMENT SERVICES S.A.				a						
7-9, ΣΟΦΟΚΛΕΟΥΣ 7-9 ΑΘΗΝΑ	2103727200									
GLOBAL CAPITAL SECURITIES & FINANCIAL SERVICES LTD				a	a					
50, ΛΑΡΧΙΕΠΙΣΚΟΠΟΥ ΜΑΚΑΡΙΟΥ Γ50	0035722710710									
HELLENIC AMERICAN SECURITIES S.A.				a		a	a			a
27, ΑΝΔΡΕΑ ΠΑΠΑΝΔΡΕΟΥ 27 ΜΑΡΟΥΣΙ	2103311100									
HELLENIC BANK (INVESTMENTS) LTD					a					
, AVE. KYRIAKOU MATSI 31 - PO BOX 24747 NICOSIA	+357 22500100	357 22500110								
HSBC CONTINENTAL EUROPE									a	
109-111, Λ. ΜΕΣΟΓΕΙΩΝ 109-111	2106960000									

Athex & ATHEXClear Members List

Member Name				Stock Market			Derivatives Market		ATHEXClear Member	
	Address	Phone	Fax	Market Member	Remote Member	Market Maker	Proprietary	Market Maker	General Clearing	Direct Clearing
INDEX SECURITIES S.A.				a						
6, ΔΡΑΓΑΤΣΑΝΙΟΥ 6 ΑΘΗΝΑ	2103213920									
J. CHR. MAVRIKIS SECURITIES S.A.				a						
5, ΣΟΦΟΚΛΕΟΥΣ 5 ΑΘΗΝΑ	2103216730									
KAPPA SECURITIES S.A.				a			a			
15, ΒΑΛΛΑΡΠΙΤΟΥ 15 ΑΘΗΝΑ	2103678600									
KARAMANOF SECURITIES & INVESTMENT SERVICES S.A.				a						
2, ΠΛ.ΑΓ.ΘΕΟΔΩΡΩΝ 2 ΑΘΗΝΑ	2103212947									
LAIKI FINANCIAL SERVICES LTD					a					
26, AVE. VYRONOS NICOSIA	357 22367367	357 22718567								
LEON DEPOLAS SECURITIES S.A.				a		a	a			
1, ΧΡΗΣΤΟΥ ΛΑΔΑ 1 ΑΘΗΝΑ	2103213276 -28									
MEGA EQUITY SECURITIES & FINANCIAL SERVICES PUBLIC LTD				a	a		a			
42-44, ΛΕΩΦ.ΓΡΙΒΑ ΔΙΓΕΝΗ 42-44	0035722711711									
MERIT SECURITIES S.A				a		a	a			a
5, ΣΟΦΟΚΛΕΟΥΣ 5 ΑΘΗΝΑ	2103671880									
MERRILL LYNCH INTERNATIONAL				a						
2, 2 KING EDWARD STREET LONDON	+44 20276281000									
N. CHRYSOCHOIDIS SECURITIES S.A.				a			a			a
7-9, ΣΟΦΟΚΛΕΟΥΣ 7-9 ΑΘΗΝΑ	2103213913									
NATIONAL BANK OF GREECE S.A.				a		a	a		a	
68, ΑΚΑΔΙΜΙΑΣ STR. ΑΘΗΝΑ	(210)-3328817	(210)-3328678								
86, ΑΙΟΛΟΥ STR. ΑΘΗΝΑ	(210)-3341000	(210)-3228187								
NATIONAL SECURITIES S.A.				a		a	a	a		
66, ΛΕΩΦ. ΚΗΦΙΣΙΑΣ 66 (ΚΤΗΡΙΟ Α) ΜΑΡΟΥΣΙ	2103328784									
NUNTIUS BROKERAGE AND INVESTMENT SERVICES S.A				a						
6, ΔΡΑΓΑΤΣΑΝΙΟΥ 6 ΑΘΗΝΑ	2103350599									
ONE PLUS CAPITAL LIMITED				a	a					
, 75 PRODRAMOU AVENUE NICOSIA 1307	35722873760									
OPTIMA BANK S.A.				a		a	a	a	a	
32, ΑΙΓΙΑΛΕΙΑΣ 32 & ΠΑΡΑΔΕΙΣΟΥ ΜΑΡΟΥΣΙ	2108173111									
PANTELAKIS SECURITIES S.A.				a		a	a	a		
57, ΕΘΝΙΚΗΣ ΑΝΤΙΣΤΑΣΕΩΣ 57, ΚΤΙΡΙΟ Β CHALANDRI	2106965000									
PEGASUS SECURITIES S.A				a			a			
17, ΒΑΛΛΑΡΠΙΤΟΥ 17 & ΑΜΕΡΙΚΗΣ ΑΘΗΝΑ	2103670700									
PIRAEUS BANK S.A.				a			a		a	
, ΑΜΕΡΙΚΗΣ 4 ΑΘΗΝΑ	2103335000									
PIRAEUS SECURITIES S. A.				a		a	a	a		a
10, ΣΤΑΔΙΟΥ 10 ΑΘΗΝΑ	2103354100									
PROCHOICE SECURITIES LTD				a	a					
57, ΛΕΩΦ.ΣΠΥΡΟΥ ΚΥΠΡΙΑΝΟΥ 57, ΑΚΙΝΗΤΑ Φ	035724661192									
SHARELINK SECURITIES & FINANCIAL SERVICES LTD				a	a		a			
6, HOUSE-ΘΕΟΤΟΚΗ 6 ΜΕΓΑΡΟ ΕΛΜΗΝΑ	+357 22554200									
SOCIETE GENERALE S.A.				a	a		a			
, 17 COURS VALMY, CEDEX	+157290504									
SOLIDUS SECURITIES S.A				a			a			a
64, ΛΟΥΙΖΗΣ ΠΙΑΝΚΟΥΡ 64 ΑΘΗΝΑ	2106900600									
ST. EM. LAVRENTAKIS SECURITIES S.A.				a			a			
7-9, ΣΟΦΟΚΛΕΟΥΣ 7-9 ΑΘΗΝΑ	2103213336									
THE CYPRUS INVESTMENT & SECURITIES CORPORATION LTD				a	a					
154, ΛΕΩΦ. ΚΥΡΗΝΕΙΑΣ	0035722121700									
UBS EUROPE SE				a	a					
, OPERNTURM, BOCKENHEIMER LANDSTRASSE 2-4	496921790									
UBS LIMITED					a					
1, FINSBURY AVENUE LONDON	+44 2075687135									

List of Stocks under Market Making operations

Securities	Market Maker	Start Market Making	Stock Category
MLS MULTIMEDIA SA (CR)			Suspension Status
	PIRAEUS SECURITIES S. A.	01/08/2019	
ALPHA ETF FTSE Athex Large Cap			Exchange Traded Funds (ETFs)
	ALPHA FINANCE INVESTMENT SERVICES S.A.	02/01/1900	
	NATIONAL SECURITIES S.A.	02/01/1900	
ADMIE (IPTO) HOLDING S.A. (CR)			Main Market
	HELLENIC AMERICAN SECURITIES S.A.	09/03/2020	
	PIRAEUS SECURITIES S. A.	29/06/2017	
AEGEAN AIRLINES (CR)			Main Market
	EUROBANK EQUITIES INVESTMENT FIRM S.A	22/09/2020	
ALPHA BANK (CR)			Main Market
	ALPHA FINANCE INVESTMENT SERVICES S.A.	29/02/2016	
	EUROBANK EQUITIES INVESTMENT FIRM S.A	22/10/2006	
	HELLENIC AMERICAN SECURITIES S.A.	25/07/2014	
	LEON DEPOLAS SECURITIES S.A.	04/01/2016	
	MERIT SECURITIES S.A	03/09/2012	
	NATIONAL SECURITIES S.A.	02/01/1900	
	PIRAEUS SECURITIES S. A.	28/05/2009	
ANDROMEDA SA (CR)			Main Market
	BETA SECURITIES S.A.	15/02/2021	
AS COMPANY SA (CR)			Main Market
	EUROBANK EQUITIES INVESTMENT FIRM S.A	01/04/2019	
ATTICA BANK S.A. (CR)			Main Market
	EUROBANK EQUITIES INVESTMENT FIRM S.A	11/11/2019	
	EUROXX SECURITIES S.A.	22/01/2016	
	PIRAEUS SECURITIES S. A.	20/09/2017	
ATTICA HOLDINGS (CR)			Main Market
	HELLENIC AMERICAN SECURITIES S.A.	28/12/2017	
AUTOHELLAS SA (CR)			Main Market
	ALPHA FINANCE INVESTMENT SERVICES S.A.	01/07/2019	
	EUROXX SECURITIES S.A.	02/07/2018	
AVAX S.A. (CR)			Main Market
	EUROBANK EQUITIES INVESTMENT FIRM S.A	14/12/2015	
	PIRAEUS SECURITIES S. A.	01/02/2021	
AVE (CR)			Main Market
	EUROXX SECURITIES S.A.	05/06/2020	
BRIO PROPERTIES (CR)			Main Market
	EUROBANK EQUITIES INVESTMENT FIRM S.A	09/09/2019	
	LEON DEPOLAS SECURITIES S.A.	22/02/2021	
BYTE COMPUTER SA (CR)			Main Market
	MERIT SECURITIES S.A	04/08/2008	
CC HBC AG (CR)			Main Market
	BETA SECURITIES S.A.	08/03/2021	
	NATIONAL SECURITIES S.A.	02/01/1900	
	PIRAEUS SECURITIES S. A.	04/05/2015	
CENERGY HOLDINGS (CB)			Main Market
	ALPHA FINANCE INVESTMENT SERVICES S.A.	02/01/2016	
	EUROBANK EQUITIES INVESTMENT FIRM S.A	02/01/2016	
CNL CAPITAL (CR)			Main Market
	MERIT SECURITIES S.A	01/10/2018	
EKTER SA (CR)			Main Market
	EUROBANK EQUITIES INVESTMENT FIRM S.A	16/10/2017	
	LEON DEPOLAS SECURITIES S.A.	21/05/2018	
ELASTRON (CR)			Main Market
	LEON DEPOLAS SECURITIES S.A.	20/02/2017	
ELLAKTOR (CR)			Main Market
	ALPHA FINANCE INVESTMENT SERVICES S.A.	18/03/2019	
	EUROBANK EQUITIES INVESTMENT FIRM S.A	01/06/2012	
	EUROXX SECURITIES S.A.	24/09/2018	
	NATIONAL SECURITIES S.A.	02/01/1900	
	PIRAEUS SECURITIES S. A.	22/10/2018	
ELTON SA (CR)			Main Market
	BETA SECURITIES S.A.	03/09/2012	
	LEON DEPOLAS SECURITIES S.A.	01/04/2019	
ELVALHALCOR (CR)			Main Market
	ALPHA FINANCE INVESTMENT SERVICES S.A.	07/05/2018	
	EUROBANK EQUITIES INVESTMENT FIRM S.A	07/05/2018	
ELVE SA (CR)			Main Market
	LEON DEPOLAS SECURITIES S.A.	02/11/2020	

List of Stocks under Market Making operations

Securities	Market Maker	Start Market Making	Stock Category
ENTERSOFT (CR)			Main Market
	EUROBANK EQUITIES INVESTMENT FIRM S.A	22/06/2020	
EUROBANK HOLDINGS (CR)			Main Market
	ALPHA FINANCE INVESTMENT SERVICES S.A.	09/01/2006	
	EUROBANK EQUITIES INVESTMENT FIRM S.A	01/06/2012	
	HELLENIC AMERICAN SECURITIES S.A.	25/07/2014	
	LEON DEPOLAS SECURITIES S.A.	30/11/2018	
	MERIT SECURITIES S.A	06/11/2017	
	NATIONAL SECURITIES S.A.	02/01/1900	
	PIRAEUS SECURITIES S. A.	28/09/2009	
EUROPEAN RELIANCE INSUR. (CR)			Main Market
	PANTELAKIS SECURITIES S.A.	15/07/2019	
EYDAP S.A. (CR)			Main Market
	ALPHA FINANCE INVESTMENT SERVICES S.A.	27/01/2020	
	EUROBANK EQUITIES INVESTMENT FIRM S.A	10/06/2019	
FOURLIS (CR)			Main Market
	EUROBANK EQUITIES INVESTMENT FIRM S.A	01/12/2016	
	PIRAEUS SECURITIES S. A.	06/03/2017	
GEK TERNA (CR)			Main Market
	BETA SECURITIES S.A.	08/03/2021	
	PIRAEUS SECURITIES S. A.	29/08/2019	
GR. SARANTIS S.A. (CR)			Main Market
	BETA SECURITIES S.A.	14/05/2012	
	EUROBANK EQUITIES INVESTMENT FIRM S.A	24/10/2016	
HELLENIC EXCHANGES-A.S.E. (CR)			Main Market
	HELLENIC AMERICAN SECURITIES S.A.	01/09/2014	
	NATIONAL SECURITIES S.A.	02/01/1900	
	PIRAEUS SECURITIES S. A.	04/05/2015	
HELLENIC PETROLEUM (CR)			Main Market
	HELLENIC AMERICAN SECURITIES S.A.	14/09/2015	
	PIRAEUS SECURITIES S. A.	20/03/2017	
IKTINOS HELLAS SA (CR)			Main Market
	ALPHA FINANCE INVESTMENT SERVICES S.A.	01/04/2019	
	EUROBANK EQUITIES INVESTMENT FIRM S.A	25/02/2019	
	NATIONAL SECURITIES S.A.	02/01/1900	
INTERCONTINENTAL (CR)			Main Market
	LEON DEPOLAS SECURITIES S.A.	03/06/2019	
INTRACOM HOLDINGS (CR)			Main Market
	LEON DEPOLAS SECURITIES S.A.	08/10/2018	
JUMBO SA (CR)			Main Market
	BETA SECURITIES S.A.	01/02/2021	
	EUROBANK EQUITIES INVESTMENT FIRM S.A	25/05/2020	
	MERIT SECURITIES S.A	06/11/2017	
	PIRAEUS SECURITIES S. A.	06/03/2017	
KARAMOLEGOS SA (CR)			Main Market
	EUROXX SECURITIES S.A.	04/10/2019	
KLOUKINAS - LAPPAS SA (CR)			Main Market
	BETA SECURITIES S.A.	22/09/2014	
KRI-KRI S.A. (CR)			Main Market
	EUROBANK EQUITIES INVESTMENT FIRM S.A	07/05/2018	
	LEON DEPOLAS SECURITIES S.A.	16/01/2017	
LAMDA DEVELOPMENT SA (CR)			Main Market
	EUROBANK EQUITIES INVESTMENT FIRM S.A	08/12/2014	
	PANTELAKIS SECURITIES S.A.	06/11/2017	
	PIRAEUS SECURITIES S. A.	29/06/2017	
LAMPSA HOTEL SA (CR)			Main Market
	LEON DEPOLAS SECURITIES S.A.	16/01/2017	
MARFIN INVESTMENT GROUP (CR)			Main Market
	EUROBANK EQUITIES INVESTMENT FIRM S.A	23/03/2015	
	PIRAEUS SECURITIES S. A.	02/02/2009	
MOTOR OIL (CR)			Main Market
	BETA SECURITIES S.A.	08/03/2021	
	EUROBANK EQUITIES INVESTMENT FIRM S.A	22/10/2006	
	HELLENIC AMERICAN SECURITIES S.A.	01/09/2014	
	LEON DEPOLAS SECURITIES S.A.	01/04/2019	
	MERIT SECURITIES S.A	25/02/2019	
	NATIONAL SECURITIES S.A.	02/01/1900	
	PIRAEUS SECURITIES S. A.	04/05/2015	

List of Stocks under Market Making operations

Securities	Stock Category
Market Maker	Start Market Making
MYTILINEOS (CR)	Main Market
ALPHA FINANCE INVESTMENT SERVICES S.A.	15/04/2019
EUROBANK EQUITIES INVESTMENT FIRM S.A	20/09/2017
MERIT SECURITIES S.A	25/02/2019
NATIONAL SECURITIES S.A.	02/01/1900
PIRAEUS SECURITIES S. A.	04/05/2015
NATIONAL BANK (CR)	Main Market
ALPHA FINANCE INVESTMENT SERVICES S.A.	09/01/2006
BETA SECURITIES S.A.	01/02/2021
EUROBANK EQUITIES INVESTMENT FIRM S.A	22/10/2006
HELLENIC AMERICAN SECURITIES S.A.	25/07/2014
LEON DEPOLAS SECURITIES S.A.	20/05/2015
MERIT SECURITIES S.A	03/09/2012
NATIONAL SECURITIES S.A.	02/01/1900
PIRAEUS SECURITIES S. A.	08/09/2008
OPAP (CR)	Main Market
ALPHA FINANCE INVESTMENT SERVICES S.A.	09/01/2006
EUROBANK EQUITIES INVESTMENT FIRM S.A	22/10/2006
HELLENIC AMERICAN SECURITIES S.A.	25/07/2014
MERIT SECURITIES S.A	20/03/2017
NATIONAL SECURITIES S.A.	02/01/1900
PIRAEUS SECURITIES S. A.	04/05/2015
OTE (CR)	Main Market
ALPHA FINANCE INVESTMENT SERVICES S.A.	09/01/2006
EUROBANK EQUITIES INVESTMENT FIRM S.A	22/10/2006
HELLENIC AMERICAN SECURITIES S.A.	25/07/2014
LEON DEPOLAS SECURITIES S.A.	20/04/2015
MERIT SECURITIES S.A	20/03/2017
NATIONAL SECURITIES S.A.	02/01/1900
PIRAEUS SECURITIES S. A.	08/09/2008
P.P.A. S.A. (CR)	Main Market
EUROBANK EQUITIES INVESTMENT FIRM S.A	06/02/2019
PAPOUTSANIS (CR)	Main Market
ALPHA FINANCE INVESTMENT SERVICES S.A.	19/11/2018
BETA SECURITIES S.A.	25/11/2013
PETROPOULOS PETROS (CR)	Main Market
EUROBANK EQUITIES INVESTMENT FIRM S.A	01/04/2019
PANTELAKIS SECURITIES S.A.	16/03/2020
PIRAEUS FINANCIAL HOLD (CR)	Main Market
ALPHA FINANCE INVESTMENT SERVICES S.A.	15/04/2019
EUROBANK EQUITIES INVESTMENT FIRM S.A	22/10/2006
EUROXX SECURITIES S.A.	15/02/2016
HELLENIC AMERICAN SECURITIES S.A.	25/07/2014
LEON DEPOLAS SECURITIES S.A.	30/11/2018
MERIT SECURITIES S.A	16/09/2013
NATIONAL SECURITIES S.A.	02/01/1900
PIRAEUS SECURITIES S. A.	16/02/2009
PLAISIO COMPUTERS SA (CR)	Main Market
EUROBANK EQUITIES INVESTMENT FIRM S.A	02/03/2015
PPC (CR)	Main Market
ALPHA FINANCE INVESTMENT SERVICES S.A.	09/01/2006
BETA SECURITIES S.A.	01/02/2021
EUROBANK EQUITIES INVESTMENT FIRM S.A	22/10/2006
HELLENIC AMERICAN SECURITIES S.A.	01/09/2014
MERIT SECURITIES S.A	06/11/2017
NATIONAL SECURITIES S.A.	02/01/1900
PIRAEUS SECURITIES S. A.	28/09/2009
PROFILE SA (CR)	Main Market
PANTELAKIS SECURITIES S.A.	01/07/2019
QUEST HOLDINGS (CR)	Main Market
BETA SECURITIES S.A.	26/03/2018
EUROBANK EQUITIES INVESTMENT FIRM S.A	28/01/2019
SPIROY AGRICULTURE SA (CR)	Main Market
EUROBANK EQUITIES INVESTMENT FIRM S.A	02/09/2019
TERNA ENERGY (CR)	Main Market
BETA SECURITIES S.A.	08/03/2021
PIRAEUS SECURITIES S. A.	09/12/2019

List of Stocks under Market Making operations

Securities	Market Maker	Start Market Making	Stock Category
THRACE PLASTICS SA (CR)			
	ALPHA FINANCE INVESTMENT SERVICES S.A.	26/03/2018	Main Market
	EUROBANK EQUITIES INVESTMENT FIRM S.A	26/03/2018	
TITAN CEMENT (CB)			
	BETA SECURITIES S.A.	01/02/2021	Main Market
	EUROBANK EQUITIES INVESTMENT FIRM S.A	06/11/2019	
	PIRAEUS SECURITIES S. A.	18/01/2021	
UNIBIOS (CR)			
	LEON DEPOLAS SECURITIES S.A.	01/02/2021	Main Market
VIOHALCO SA/NV (CB)			
	ALPHA FINANCE INVESTMENT SERVICES S.A.	11/03/2008	Main Market
	EUROBANK EQUITIES INVESTMENT FIRM S.A	04/03/2014	
	MERIT SECURITIES S.A	17/03/2014	

Underlying Asset				Derivatives Market													
Price max	Price min	Closing price	change	Delivery Month	Open price	Price max	Price min	Last price	Closing price	Last Bid	Last Ask	Fixing price*	Life high	Life low	Trades	Volume	Open Interest
FTSE/Athex Large Cap (Trade Unit: 1 Index Point x 2€, Cash Settlement)																	
2,176.13	2,111.90	2,117.49	-2.69%	May 2021	2,176.00	2,176.00	2,106.00	2,108.00	2,108.00	---	---	---	2,204.25	---	199	645	5,518
				June 2021	---	---	---	---	2,183.75	---	---	---	2,187.50	---	---	---	21
				July 2021	---	---	---	---	2,187.25	---	---	---	---	---	---	---	---
				September 2021	---	---	---	---	2,194.75	---	---	---	---	---	---	---	---
				December 2021	---	---	---	---	2,205.75	---	---	---	---	---	---	---	---
				March 2022	---	---	---	---	2,216.75	---	---	---	---	---	---	---	---

Derivatives notes

Fixing prices and final open positions can be retrieved from the following path <http://www.helex.gr/el/web/guest/statistics-end-of-day-derivatives>

Underlying Asset				Derivatives Market													
Price max	Price min	Closing price	change	Delivery Month	Open price	Price max	Price min	Last price	Closing price	Last Bid	Last Ask	Fixing price*	Life high	Life low	Trades	Volume	Open Interest
ADMIE (IPTO) HOLDING S.A. (CR)																	
(Contract Size: 100 Securities, Physical Delivery)																	
2.78	2.655	2.67	-2.91%	June 2021	2.79	2.80	2.67	2.70	2.70	---	---	---	2.90	---	118	613	7,674
				September 2021	---	---	---	---	2.77	---	---	---	---	---	---	---	---
				December 2021	---	---	---	---	2.79	---	---	---	---	---	---	---	---
				March 2022	---	---	---	---	2.80	---	---	---	---	---	---	---	---
ALPHA BANK (CR)																	
(Contract Size: 100 Securities, Physical Delivery)																	
1.1205	1.059	1.068	-5.40%	June 2021	1.11	1.12	1.05	1.07	1.07	---	---	---	1.18	---	512	13,803	122,872
				September 2021	1.10	1.10	1.08	1.08	1.08	---	---	---	1.15	---	5	138	185
				December 2021	---	---	---	---	1.14	---	---	---	---	---	---	---	---
				March 2022	---	---	---	---	1.15	---	---	---	---	---	---	---	---
ATTICA BANK S.A. (CR)																	
(Contract Size: 100 Securities, Physical Delivery)																	
0.216	0.205	0.205	-4.87%	June 2021	0.201	0.201	0.201	0.201	0.201	---	---	---	0.245	---	1	43	364
				September 2021	---	---	---	---	0.217	---	---	---	---	---	---	---	---
				December 2021	---	---	---	---	0.218	---	---	---	---	---	---	---	---
				March 2022	---	---	---	---	0.220	---	---	---	---	---	---	---	---
CC HBC AG (CR)																	
(Contract Size: 100 Securities, Physical Delivery)																	
29.04	28.74	28.86	1.33%	June 2021	28.70	28.80	28.70	28.80	28.80	---	---	---	28.90	---	3	9	54
				September 2021	---	---	---	---	28.72	---	---	---	---	---	---	---	---
				December 2021	---	---	---	---	28.87	---	---	---	---	---	---	---	---
				March 2022	---	---	---	---	29.01	---	---	---	---	---	---	---	---
CENERGY HOLDINGS (CB)																	
(Contract Size: 100 Securities, Physical Delivery)																	
2.43	2.365	2.38	-0.83%	June 2021	2.41	2.45	2.37	2.38	2.38	---	---	---	2.54	---	134	1,117	7,985
				September 2021	---	---	---	---	2.42	---	---	---	---	---	---	---	---
				December 2021	---	---	---	---	2.43	---	---	---	---	---	---	---	---
				March 2022	---	---	---	---	2.44	---	---	---	---	---	---	---	---
ELLAKTOR (CR)																	
(Contract Size: 100 Securities, Physical Delivery)																	
1.299	1.204	1.23	-6.11%	June 2021	1.30	1.30	1.17	1.21	1.21	---	---	---	1.68	---	121	1,006	5,978
				September 2021	---	---	---	---	1.32	---	---	---	---	---	---	---	---
				December 2021	---	---	---	---	1.33	---	---	---	---	---	---	---	---
				March 2022	---	---	---	---	1.33	---	---	---	---	---	---	---	---
EUROBANK HOLDINGS (CR)																	
(Contract Size: 100 Securities, Physical Delivery)																	
0.76	0.7206	0.73	-4.57%	June 2021	0.762	0.765	0.727	0.728	0.728	---	---	---	0.814	---	262	6,996	56,964
				September 2021	---	---	---	---	0.772	---	---	---	---	---	---	---	---
				December 2021	---	---	---	---	0.775	---	---	---	---	---	---	---	---
				March 2022	---	---	---	---	0.779	---	---	---	---	---	---	---	---

Derivatives notes

Fixing prices and final open positions can be retrieved from the following path <http://www.helex.gr/el/web/guest/statistics-end-of-day-derivatives>

Underlying Asset				Derivatives Market													
Price max	Price min	Closing price	change	Delivery Month	Open price	Price max	Price min	Last price	Closing price	Last Bid	Last Ask	Fixing price*	Life high	Life low	Trades	Volume	Open Interest
EYDAP S.A. (CR)				(Contract Size: 100 Securities, Physical Delivery)													
8.81	8.6	8.68	-0.46%	June 2021	8.69	8.71	8.61	8.66	8.66	---	---	---	8.90	---	25	67	1,474
				September 2021	---	---	---	---	8.79	---	---	---	---	---	---	---	---
				December 2021	---	---	---	---	8.84	---	---	---	---	---	---	---	---
				March 2022	---	---	---	---	8.88	---	---	---	---	---	---	---	---
FOURLIS (CR)				(Contract Size: 100 Securities, Physical Delivery)													
4.64	4.405	4.43	-4.11%	June 2021	4.51	4.51	4.42	4.42	4.42	---	---	---	4.76	---	5	26	1,263
				September 2021	---	---	---	---	4.66	---	---	---	---	---	---	---	---
				December 2021	---	---	---	---	4.68	---	---	---	---	---	---	---	---
				March 2022	---	---	---	---	4.71	---	---	---	---	---	---	---	---
GEK TERNA (CR)				(Contract Size: 100 Securities, Physical Delivery)													
9.81	9.57	9.75	0.52%	June 2021	9.71	9.72	9.58	9.72	9.72	---	---	---	10.57	---	88	452	11,602
				September 2021	---	---	---	---	9.78	---	---	---	---	---	---	---	---
				December 2021	---	---	---	---	9.83	---	---	---	---	---	---	---	---
				March 2022	---	---	---	---	9.88	---	---	---	---	---	---	---	---
HELLENIC EXCHANGES-A.S.E. (CR)				(Contract Size: 100 Securities, Physical Delivery)													
4.065	3.965	3.98	-2.93%	June 2021	4.04	4.04	3.92	3.93	3.93	---	---	---	4.19	---	42	145	3,441
				September 2021	---	---	---	---	4.14	---	---	---	---	---	---	---	---
				December 2021	---	---	---	---	4.16	---	---	---	---	---	---	---	---
				March 2022	---	---	---	---	4.18	---	---	---	---	---	---	---	---
HELLENIC PETROLEUM (CR)				(Contract Size: 100 Securities, Physical Delivery)													
5.87	5.75	5.77	-2.70%	June 2021	5.82	5.82	5.80	5.82	5.82	---	---	---	6.05	---	4	16	4,253
				September 2021	---	---	---	---	5.98	---	---	---	---	---	---	---	---
				December 2021	---	---	---	---	6.01	---	---	---	---	---	---	---	---
				March 2022	---	---	---	---	6.04	---	---	---	---	---	---	---	---
INTRACOM HOLDINGS (CR)				(Contract Size: 100 Securities, Physical Delivery)													
1.342	1.29	1.29	-3.01%	June 2021	1.33	1.33	1.30	1.30	1.30	---	---	---	1.44	---	36	99	3,567
				September 2021	---	---	---	---	1.34	---	---	---	---	---	---	---	---
				December 2021	---	---	---	---	1.35	---	---	---	---	---	---	---	---
				March 2022	---	---	---	---	1.35	---	---	---	---	---	---	---	---
JUMBO SA (CR)				(Contract Size: 100 Securities, Physical Delivery)													
15.6	15.3	15.6	1.23%	June 2021	15.49	15.64	15.35	15.64	15.64	---	---	---	16.90	---	23	37	1,609
				September 2021	---	---	---	---	15.54	---	---	---	---	---	---	---	---
				December 2021	---	---	---	---	15.62	---	---	---	---	---	---	---	---
				March 2022	---	---	---	---	15.70	---	---	---	---	---	---	---	---

Derivatives notes

Fixing prices and final open positions can be retrieved from the following path <http://www.helex.gr/el/web/guest/statistics-end-of-day-derivatives>

Underlying Asset				Derivatives Market													
Price max	Price min	Closing price	change	Delivery Month	Open price	Price max	Price min	Last price	Closing price	Last Bid	Last Ask	Fixing price*	Life high	Life low	Trades	Volume	Open Interest
LAMDA DEVELOPMENT SA (CR)				(Contract Size: 100 Securities, Physical Delivery)													
7.24	6.98	6.995	-3.38%	June 2021	7.22	7.22	6.98	7.01	7.01	---	---	---	7.85	---	69	265	4,551
				September 2021	---	---	---	---	7.30	---	---	---	---	---	---	---	---
				December 2021	---	---	---	---	7.34	---	---	---	---	---	---	---	---
				March 2022	---	---	---	---	7.38	---	---	---	---	---	---	---	---
MARFIN INVESTMENT GROUP (CR)				(Contract Size: 100 Securities, Physical Delivery)													
0.0285	0.0269	0.0274	-5.52%	June 2021	0.028	0.028	0.027	0.027	0.027	---	---	---	0.037	---	3	10	41,390
				September 2021	---	---	---	---	0.029	---	---	---	---	---	---	---	---
				December 2021	---	---	---	---	0.029	---	---	---	---	---	---	---	---
				March 2022	---	---	---	---	0.030	---	---	---	---	---	---	---	---
MOTOR OIL (CR)				(Contract Size: 100 Securities, Physical Delivery)													
13.59	13.22	13.26	-2.43%	June 2021	13.55	13.55	13.20	13.20	13.20	---	---	---	14.03	---	67	213	3,567
				September 2021	---	---	---	---	13.71	---	---	---	14.40	---	---	---	60
				December 2021	---	---	---	---	13.77	---	---	---	---	---	---	---	---
				March 2022	---	---	---	---	13.84	---	---	---	---	---	---	---	---
MYTILINEOS (CR)				(Contract Size: 100 Securities, Physical Delivery)													
14.88	14.4	14.4	-3.42%	June 2021	14.83	14.88	14.45	14.45	14.45	---	---	---	15.08	---	122	391	5,426
				September 2021	15.60	15.60	14.01	14.43	14.43	---	---	---	15.60	---	7	20	50
				December 2021	---	---	---	---	15.11	---	---	---	---	---	---	---	---
				March 2022	---	---	---	---	15.19	---	---	---	---	---	---	---	---
NATIONAL BANK (CR)				(Contract Size: 100 Securities, Physical Delivery)													
2.695	2.558	2.565	-5.70%	June 2021	2.67	2.70	2.56	2.56	2.56	---	---	---	2.76	---	360	6,703	38,575
				September 2021	---	---	---	---	2.74	---	---	---	2.55	---	---	---	185
				December 2021	---	---	---	---	2.76	---	---	---	---	---	---	---	---
				March 2022	---	---	---	---	2.77	---	---	---	---	---	---	---	---
OPAP (CR)				(Contract Size: 100 Securities, Physical Delivery)													
12.4	12.02	12.05	-2.51%	June 2021	12.39	12.39	12.05	12.09	12.09	---	---	---	12.65	---	38	171	2,371
				September 2021	---	---	---	---	12.47	---	---	---	---	---	---	---	---
				December 2021	---	---	---	---	12.53	---	---	---	---	---	---	---	---
				March 2022	---	---	---	---	12.59	---	---	---	---	---	---	---	---
OTE (CR)				(Contract Size: 100 Securities, Physical Delivery)													
14.12	13.8	13.84	-2.54%	June 2021	14.09	14.11	13.84	13.94	13.94	---	---	---	14.26	---	52	165	6,189
				September 2021	---	---	---	---	14.32	---	---	---	---	---	---	---	---
				December 2021	---	---	---	---	14.39	---	---	---	---	---	---	---	---
				March 2022	---	---	---	---	14.47	---	---	---	---	---	---	---	---

Derivatives notes

Fixing prices and final open positions can be retrieved from the following path <http://www.helex.gr/el/web/guest/statistics-end-of-day-derivatives>

Underlying Asset				Derivatives Market													
Price max	Price min	Closing price	change	Delivery Month	Open price	Price max	Price min	Last price	Closing price	Last Bid	Last Ask	Fixing price*	Life high	Life low	Trades	Volume	Open Interest
P.P.A. S.A. (CR)				(Contract Size: 100 Securities, Physical Delivery)													
21.5	20.5	20.85	-3.69%	June 2021	21.15	21.15	21.00	21.00	21.00	---	---	---	22.29	---	2	8	264
				September 2021	21.00	21.00	20.75	20.75	20.75	---	---	---	21.43	---	2	4	4
				December 2021	---	---	---	---	21.94	---	---	---	---	---	---	---	---
				March 2022	---	---	---	---	22.05	---	---	---	---	---	---	---	---
PIRAEUS FINANCIAL HOLD (CR)				(Contract Size: 6 Securities, Physical Delivery)													
3.35	3.35	3.35	-29.98%	June 2021	3.12	3.12	3.12	3.12	3.12	---	---	---	3.12	---	2	6	56,274
				September 2021	---	---	---	---	4.82	---	---	---	---	---	---	---	7
				December 2021	---	---	---	---	4.85	---	---	---	---	---	---	---	---
				March 2022	---	---	---	---	4.87	---	---	---	---	---	---	---	---
PPC (CR)				(Contract Size: 100 Securities, Physical Delivery)													
9.54	9.05	9.27	-2.93%	June 2021	9.52	9.52	9.08	9.24	9.24	---	---	---	9.93	---	240	1,030	18,936
				September 2021	---	---	---	---	9.63	---	---	---	---	---	---	---	---
				December 2021	---	---	---	---	9.68	---	---	---	---	---	---	---	---
				March 2022	---	---	---	---	9.73	---	---	---	---	---	---	---	---
TERNA ENERGY (CR)				(Contract Size: 100 Securities, Physical Delivery)													
12.8	12.3	12.34	-3.59%	June 2021	12.62	12.62	12.37	12.37	12.37	---	---	---	13.44	---	35	154	2,209
				September 2021	---	---	---	---	12.91	---	---	---	12.85	---	---	---	40
				December 2021	---	---	---	---	12.97	---	---	---	---	---	---	---	---
				March 2022	---	---	---	---	13.04	---	---	---	---	---	---	---	---
TITAN CEMENT (CB)				(Contract Size: 100 Securities, Physical Delivery)													
16.74	16.14	16.24	-2.17%	June 2021	16.63	16.63	16.31	16.43	16.43	---	---	---	17.00	---	9	31	742
				September 2021	---	---	---	---	16.74	---	---	---	---	---	---	---	---
				December 2021	---	---	---	---	16.83	---	---	---	---	---	---	---	---
				March 2022	---	---	---	---	16.91	---	---	---	---	---	---	---	---
VIOHALCO SA/NV (CB)				(Contract Size: 100 Securities, Physical Delivery)													
4.7	4.505	4.52	-3.83%	June 2021	4.62	4.63	4.53	4.55	4.55	---	---	---	5.08	---	36	86	6,057
				September 2021	---	---	---	---	4.74	---	---	---	---	---	---	---	---
				December 2021	---	---	---	---	4.76	---	---	---	---	---	---	---	---
				March 2022	---	---	---	---	4.79	---	---	---	---	---	---	---	---

Derivatives notes

Fixing prices and final open positions can be retrieved from the following path <http://www.helex.gr/el/web/guest/statistics-end-of-day-derivatives>

FTSE/Athex Large Cap

(Trade Unit: 1 Index Point x 2€ - Exercise Style: European, Cash Settlement)

Exercise Price	Call Options														Put Options																		
	May 2021							June 2021							Other Months		May 2021							June 2021							Other Months		Exercise Price
	Open price	Price max	Price min	Last price	Closing price	Volume	Open Interest	Open price	Price max	Price min	Last price	Closing price	Volume	Open Interest	Volume	Open Interest	Open price	Price max	Price min	Last price	Closing price	Volume	Open Interest	Open price	Price max	Price min	Last price	Closing price	Volume	Open Interest	Volume	Open Interest	
1,200	-	-	-	-	-	-	-	0.00	0.00	0.00	-	976.00	-	-	-	-	-	-	-	-	-	-	-	-	-	-	-	-	-	-	-	-	
1,225	-	-	-	-	-	-	-	0.00	0.00	0.00	-	951.00	-	-	-	-	-	-	-	-	-	-	-	-	-	-	-	-	-	-	-	-	1,225
1,250	-	-	-	-	-	-	-	0.00	0.00	0.00	-	926.00	-	-	-	-	-	-	-	-	-	-	-	-	-	-	-	-	-	-	-	-	1,250
1,275	-	-	-	-	-	-	-	0.00	0.00	0.00	-	901.00	-	-	-	-	-	-	-	-	-	-	-	-	-	-	-	-	-	-	-	-	1,275
1,300	-	-	-	-	-	-	-	0.00	0.00	0.00	-	876.00	-	-	-	-	-	-	-	-	-	-	-	-	-	-	-	-	-	-	-	-	1,300
1,325	-	-	-	-	-	-	-	0.00	0.00	0.00	-	851.00	-	-	-	-	-	-	-	-	-	-	-	-	-	-	-	-	-	-	-	-	1,325
1,350	-	-	-	-	-	-	-	0.00	0.00	0.00	-	826.00	-	-	-	-	-	-	-	-	-	-	-	-	-	-	-	-	-	-	-	-	1,350
1,375	-	-	-	-	-	-	-	0.00	0.00	0.00	-	801.00	-	-	-	-	-	-	-	-	-	-	-	-	-	-	-	-	-	-	-	-	1,375
1,400	-	-	-	-	-	-	-	0.00	0.00	0.00	-	777.00	-	-	-	-	-	-	-	-	-	-	-	-	-	-	-	-	-	-	-	-	1,400
1,425	-	-	-	-	-	-	-	0.00	0.00	0.00	-	752.00	-	-	-	-	-	-	-	-	-	-	-	-	-	-	-	-	-	-	-	-	1,425
1,450	-	-	-	-	-	-	-	0.00	0.00	0.00	-	727.00	-	-	-	-	-	-	-	-	-	-	-	-	-	-	-	-	-	-	-	-	1,450
1,475	-	-	-	-	-	-	-	0.00	0.00	0.00	-	702.00	-	-	-	-	-	-	-	-	-	-	-	-	-	-	-	-	-	-	-	-	1,475
1,500	-	-	-	-	-	-	-	0.00	0.00	0.00	-	677.00	-	-	-	-	-	-	-	-	-	-	-	-	-	-	-	-	-	-	-	-	1,500
1,525	-	-	-	-	-	-	-	0.00	0.00	0.00	-	652.00	-	-	-	-	-	-	-	-	-	-	-	-	-	-	-	-	-	-	-	-	1,525
1,550	-	-	-	-	-	-	-	0.00	0.00	0.00	-	627.00	-	-	-	-	-	-	-	-	-	-	-	-	-	-	-	-	-	-	-	-	1,550
1,575	-	-	-	-	-	-	-	0.00	0.00	0.00	-	602.00	-	-	-	-	-	-	-	-	-	-	-	-	-	-	-	-	-	-	-	-	1,575
1,600	-	-	-	-	-	-	-	0.00	0.00	0.00	-	577.00	-	-	-	-	-	-	-	-	-	-	-	-	-	-	-	-	-	-	-	-	1,600
1,625	-	-	-	-	-	-	-	0.00	0.00	0.00	-	552.00	-	-	-	-	-	-	-	-	-	-	-	-	-	-	-	-	-	-	-	-	1,625
1,650	-	-	-	-	-	-	-	0.00	0.00	0.00	-	527.00	-	-	-	-	-	-	-	-	-	-	-	-	-	-	-	-	-	-	-	-	1,650
1,675	-	-	-	-	-	-	-	0.00	0.00	0.00	-	502.00	-	-	-	-	-	-	-	-	-	-	-	-	-	-	-	-	-	-	-	-	1,675
1,700	0.00	0.00	0.00	-	475.00	-	-	0.00	0.00	0.00	-	478.00	-	-	-	-	0.00	0.00	0.00	-	0.01	-	-	0.00	0.00	0.00	-	0.01	-	-	-	-	1,700
1,725	0.00	0.00	0.00	-	450.00	-	-	0.00	0.00	0.00	-	453.00	-	-	-	-	0.00	0.00	0.00	-	0.01	-	-	0.00	0.00	0.00	-	0.03	-	-	-	-	1,725
1,750	0.00	0.00	0.00	-	425.00	-	-	0.00	0.00	0.00	-	428.00	-	-	-	-	0.00	0.00	0.00	-	0.01	-	-	0.00	0.00	0.00	-	0.06	-	-	-	-	1,750
1,775	0.00	0.00	0.00	-	400.00	-	-	0.00	0.00	0.00	-	403.00	-	-	-	-	0.00	0.00	0.00	-	0.01	-	-	0.00	0.00	0.00	-	0.12	-	-	-	-	1,775
1,800	0.00	0.00	0.00	-	375.00	-	-	0.00	0.00	0.00	-	378.00	-	-	-	-	0.00	0.00	0.00	-	0.01	-	-	0.00	0.00	0.00	-	0.23	-	-	-	-	1,800
1,825	0.00	0.00	0.00	-	350.00	-	-	0.00	0.00	0.00	-	353.00	-	-	-	-	0.00	0.00	0.00	-	0.02	-	-	0.00	0.00	0.00	-	0.40	-	-	-	-	1,825
1,850	0.00	0.00	0.00	-	325.00	-	-	0.00	0.00	0.00	-	329.00	-	-	-	-	0.00	0.00	0.00	-	0.05	-	2	0.00	0.00	0.00	-	0.70	-	-	-	-	1,850
1,875	0.00	0.00	0.00	-	301.00	-	-	0.00	0.00	0.00	-	304.00	-	-	-	-	0.00	0.00	0.00	-	0.11	-	3	0.00	0.00	0.00	-	1.20	-	-	-	-	1,875
1,900	0.00	0.00	0.00	-	276.00	-	-	0.00	0.00	0.00	-	280.00	-	-	-	-	0.00	0.00	0.00	-	0.24	-	1	0.00	0.00	0.00	-	1.90	-	-	-	-	1,900
1,925	0.00	0.00	0.00	-	251.00	-	40	0.00	0.00	0.00	-	256.00	-	-	-	-	0.00	0.00	0.00	-	0.49	-	2	0.00	0.00	0.00	-	2.90	-	-	-	-	1,925
1,950	0.00	0.00	0.00	-	227.00	-	-	0.00	0.00	0.00	-	233.00	-	-	-	-	0.00	0.00	0.00	-	0.95	-	-	0.00	0.00	0.00	-	4.40	-	-	-	-	1,950
1,975	0.00	0.00	0.00	-	202.00	-	20	0.00	0.00	0.00	-	210.00	-	-	-	-	0.00	0.00	0.00	-	1.70	-	1	0.00	0.00	0.00	-	6.50	-	-	-	-	1,975
2,000	0.00	0.00	0.00	-	179.00	-	80	0.00	0.00	0.00	-	188.00	-	-	-	-	0.00	0.00	0.00	-	3.00	-	120	0.00	0.00	0.00	-	9.40	-	3	-	-	2,000
2,050	0.00	0.00	0.00	-	134.00	-	40	0.00	0.00	0.00	-	147.00	-	-	-	-	0.00	0.00	0.00	-	8.10	-	165	0.00	0.00	0.00	-	18.00	-	2	-	-	2,050
2,100	58.00	58.00	50.00	50.00	50.00	9	141	0.00	0.00	0.00	-	110.00	-	-	-	30.75	58.00	30.75	39.50	39.50	27	41	62.50	62.50	62.50	62.50	62.50	2	1	-	-	-	2,100
2,150	50.00	50.00	30.00	30.00	30.00	32	46	0.00	0.00	0.00	-	79.50	-	-	-	56.00	50.00	56.00	70.00	70.00	39	167	0.00	0.00	0.00	-	50.00	-	-	-	-	-	2,150

FTSE/Athex Large Cap

(Trade Unit: 1 Index Point x 2€ - Exercise Style: European, Cash Settlement)

Call Options															Put Options																		
Exercise Price	May 2021							June 2021							Other Months		May 2021						June 2021						Other Months		Exercise Price		
	Open price	Price max	Price min	Last price	Closing price	Volume	Open Interest	Open price	Price max	Price min	Last price	Closing price	Volume	Open Interest	Volume	Open Interest	Open price	Price max	Price min	Last price	Closing price	Volume	Open Interest	Open price	Price max	Price min	Last price	Closing price	Volume	Open Interest		Volume	Open Interest
2,200	223.00	223.00	15.00	15.00	15.00	7	61	37.00	37.00	37.00	37.00	37.00	1	-			0.00	223.00	0.00	-	60.50	-	22	0.00	0.00	0.00	-	75.50	-	-			2,200
2,250	15.00	15.00	10.00	10.00	10.00	2	80	0.00	0.00	0.00	-	35.75	-	-			0.00	15.00	0.00	-	94.00	-	-	0.00	0.00	0.00	-	106.00	-	-			2,250
2,300	0.00	0.00	0.00	-	9.90	-	-	0.00	0.00	0.00	-	22.50	-	-			0.00	0.00	0.00	-	134.00	-	-	0.00	0.00	0.00	-	143.00	-	-			2,300
2,350	0.00	0.00	0.00	-	4.50	-	-	0.00	0.00	0.00	-	13.50	-	-			0.00	0.00	0.00	-	178.00	-	-	0.00	0.00	0.00	-	184.00	-	-			2,350
2,400	0.00	0.00	0.00	-	1.80	-	-	0.00	0.00	0.00	-	7.60	-	-			0.00	0.00	0.00	-	225.00	-	-	0.00	0.00	0.00	-	228.00	-	-			2,400
2,450	0.00	0.00	0.00	-	0.68	-	-	0.00	0.00	0.00	-	4.10	-	-			0.00	0.00	0.00	-	274.00	-	-	0.00	0.00	0.00	-	274.00	-	-			2,450
Totals:						50	508						1	0	0	0						66	524						2	6	0	0	
Number of Trades:						22							1		0								9						1		0		

ALPHA BANK (CR)

(Contract Size: 100 Securities, Exercise Style: American, Physical Delivery)

Call Options														Put Options																			
Exercise Price	May 2021						June 2021						Other Months		Exercise Price	May 2021						June 2021						Other Months					
	Open price	Price max	Price min	Last price	Closing price	Volume	Open Interest	Open price	Price max	Price min	Last price	Closing price	Volume	Open Interest		Volume	Open Interest	Open price	Price max	Price min	Last price	Closing price	Volume	Open Interest	Open price	Price max	Price min	Last price	Closing price	Volume	Open Interest	Volume	Open Interest
0.150						-	-	0.000	0.000	0.000	0.981	-	-																				0.002
0.200						-	-	0.000	0.000	0.000	0.931	-	-																				0.002
0.250						-	-	0.000	0.000	0.000	0.881	-	-																				0.003
0.300						-	-	0.000	0.000	0.000	0.831	-	-																				0.003
0.350						-	-	0.000	0.000	0.000	0.781	-	-																				0.004
0.400						-	-	0.000	0.000	0.000	0.731	-	-																				0.004
0.450						-	-	0.000	0.000	0.000	0.682	-	-																				0.005
0.500	0.000	0.000	0.000		0.631	-	-	0.000	0.000	0.000	0.632	-	-				0.000	0.000	0.000	0.001	-	-				0.000	0.000	0.000	0.001	-	-		0.005
0.550	0.000	0.000	0.000		0.581	-	-	0.000	0.000	0.000	0.582	-	-				0.000	0.000	0.000	0.001	-	-				0.000	0.000	0.000	0.001	-	-		0.006
0.600	0.000	0.000	0.000		0.531	-	-	0.000	0.000	0.000	0.532	-	-				0.000	0.000	0.000	0.001	-	-				0.000	0.000	0.000	0.002	-	-		0.006
0.650	0.000	0.000	0.000		0.481	-	-	0.000	0.000	0.000	0.483	-	-				0.000	0.000	0.000	0.001	-	-				0.000	0.000	0.000	0.001	-	-		0.007
0.700	0.000	0.000	0.000		0.432	-	-	0.000	0.000	0.000	0.435	-	-				0.000	0.000	0.000	0.001	-	-				0.000	0.000	0.000	0.002	-	-		0.007
0.750	0.000	0.000	0.000		0.382	-	-	0.000	0.000	0.000	0.388	-	-				0.000	0.000	0.000	0.001	-	-				0.000	0.000	0.000	0.005	-	-		0.008
0.800	0.000	0.000	0.000		0.334	-	-	0.000	0.000	0.000	0.342	-	-				0.000	0.000	0.000	0.002	-	-				0.000	0.000	0.000	0.009	-	-		0.008
0.850	0.000	0.000	0.000		0.287	-	-	0.000	0.000	0.000	0.298	-	-				0.000	0.000	0.000	0.005	-	-				0.000	0.000	0.000	0.015	-	-		0.009
0.900	0.000	0.000	0.000		0.242	-	-	0.000	0.000	0.000	0.258	-	-				0.000	0.000	0.000	0.010	-	-				0.000	0.000	0.000	0.025	-	-		0.009
0.950	0.000	0.000	0.000		0.200	-	-	0.000	0.000	0.000	0.221	-	-				0.000	0.000	0.000	0.019	-	-				0.000	0.000	0.000	0.038	-	-		0.010
1.000	0.000	0.000	0.000		0.163	-	-	0.000	0.000	0.000	0.187	-	-				0.000	0.000	0.000	0.031	-	-				0.000	0.000	0.000	0.053	-	-		0.010
1.100	0.000	0.000	0.000		0.101	-	100	0.000	0.000	0.000	0.130	-	-				0.000	0.000	0.000	0.069	-	-				0.000	0.000	0.000	0.097	-	-		0.011
1.200	0.000	0.000	0.000		0.058	-	-	0.000	0.000	0.000	0.087	-	-				0.000	0.000	0.000	0.126	-	-				0.000	0.000	0.000	0.153	-	-		0.012
1.300	0.000	0.000	0.000		0.031	-	-	0.000	0.000	0.000	0.056	-	-				0.000	0.000	0.000	0.199	-	-				0.000	0.000	0.000	0.222	-	-		0.013
1.400	0.000	0.000	0.000		0.015	-	-	0.000	0.000	0.000	0.035	-	-				0.000	0.000	0.000	0.283	-	-				0.000	0.000	0.000	0.301	-	-		0.014
1.500	0.000	0.000	0.000		0.007	-	-	0.000	0.000	0.000	0.022	-	-				0.000	0.000	0.000	0.375	-	-				0.000	0.000	0.000	0.388	-	-		0.015
1.600	0.000	0.000	0.000		0.003	-	-	0.000	0.000	0.000	0.013	-	-				0.000	0.000	0.000	0.472	-	-				0.000	0.000	0.000	0.480	-	-		0.016
1.700	0.000	0.000	0.000		0.001	-	-	0.000	0.000	0.000	0.008	-	-				0.000	0.000	0.000	0.570	-	-				0.000	0.000	0.000	0.575	-	-		0.017
Totals:						0	100					0	0	0	0					0	0												
Number of Trades:						0						0		0						0.00								0		0			

NATIONAL BANK (CR)

(Contract Size: 100 Securities, Exercise Style: American, Physical Delivery)

Call Options														Put Options																			
May 2021							June 2021							Other Months		May 2021							June 2021							Other Months		Exer- cise Price	
Open price	Price max	Price min	Last price	Closing price	Volume	Open Interest	Open price	Price max	Price min	Last price	Closing price	Volume	Open Interest	Volume	Open Interest	Open price	Price max	Price min	Last price	Closing price	Volume	Open Interest	Open price	Price max	Price min	Last price	Closing price	Volume	Open Interest	Volume	Open Interest		
0.650					-	-	0.000	0.000	0.000		2.07	-	-			-	-	0.000	0.000	0.000		0.001	-	-							0.007		
0.700					-	-	0.000	0.000	0.000		2.02	-	-			-	-	0.000	0.000	0.000		0.001	-	-							0.007		
0.750					-	-	0.000	0.000	0.000		1.97	-	-			-	-	0.000	0.000	0.000		0.001	-	-							0.008		
0.800					-	-	0.000	0.000	0.000		1.92	-	-			-	-	0.000	0.000	0.000		0.001	-	-							0.008		
0.850					-	-	0.000	0.000	0.000		1.87	-	-			-	-	0.000	0.000	0.000		0.001	-	-							0.009		
0.900					-	-	0.000	0.000	0.000		1.82	-	-			-	-	0.000	0.000	0.000		0.001	-	-							0.009		
0.950					-	-	0.000	0.000	0.000		1.77	-	-			-	-	0.000	0.000	0.000		0.001	-	-							0.010		
1.000					-	-	0.000	0.000	0.000		1.72	-	-			-	-	0.000	0.000	0.000		0.001	-	-							0.010		
1.100					-	-	0.000	0.000	0.000		1.62	-	-			-	-	0.000	0.000	0.000		0.001	-	-							0.011		
1.200					-	-	0.000	0.000	0.000		1.52	-	-			-	-	0.000	0.000	0.000		0.001	-	-							0.012		
1.300					-	-	0.000	0.000	0.000		1.42	-	-			-	-	0.000	0.000	0.000		0.001	-	-							0.013		
1.400					-	-	0.000	0.000	0.000		1.33	-	-			-	-	0.000	0.000	0.000		0.001	-	-							0.014		
1.500	0.000	0.000	0.000		1.22	-	-	0.000	0.000	0.000		1.23	-	-			0.000	0.000	0.000		0.001	-	-			0.000	0.000	0.000		0.001	-	-	0.015
1.600	0.000	0.000	0.000		1.12	-	-	0.000	0.000	0.000		1.13	-	-			0.000	0.000	0.000		0.001	-	-			0.000	0.000	0.000		0.003	-	-	0.016
1.700	0.000	0.000	0.000		1.02	-	-	0.000	0.000	0.000		1.03	-	-			0.000	0.000	0.000		0.001	-	-			0.000	0.000	0.000		0.006	-	-	0.017
1.800	0.000	0.000	0.000		0.925	-	-	0.000	0.000	0.000		0.937	-	-			0.000	0.000	0.000		0.002	-	-			0.000	0.000	0.000		0.011	-	-	0.018
1.900	0.000	0.000	0.000		0.828	-	-	0.000	0.000	0.000		0.845	-	-			0.000	0.000	0.000		0.004	-	-			0.000	0.000	0.000		0.018	-	-	0.019
2.000	0.000	0.000	0.000		0.733	-	-	0.000	0.000	0.000		0.757	-	-			0.000	0.000	0.000		0.009	-	-			0.000	0.000	0.000		0.030	-	-	0.020
2.200	0.000	0.000	0.000		0.552	-	-	0.000	0.000	0.000		0.592	-	-			0.000	0.000	0.000		0.028	-	-			0.000	0.000	0.000		0.065	-	-	0.022
2.400	0.000	0.000	0.000		0.395	-	25	0.000	0.000	0.000		0.452	-	-			0.000	0.000	0.000		0.071	-	-			0.000	0.000	0.000		0.124	-	-	0.024
2.600	0.000	0.000	0.000		0.266	-	8	0.000	0.000	0.000		0.335	-	-			0.000	0.000	0.000		0.142	-	-			0.000	0.000	0.000		0.207	-	-	0.026
2.800	0.000	0.000	0.000		0.171	-	7	0.000	0.000	0.000		0.242	-	-			0.000	0.000	0.000		0.246	-	-			0.000	0.000	0.000		0.313	-	-	0.028
3.000	0.000	0.000	0.000		0.103	-	-	0.000	0.000	0.000		0.171	-	-			0.000	0.000	0.000		0.378	-	-			0.000	0.000	0.000		0.442	-	-	0.030
3.200	0.000	0.000	0.000		0.059	-	-	0.000	0.000	0.000		0.118	-	-			0.000	0.000	0.000		0.534	-	-			0.000	0.000	0.000		0.588	-	-	0.032
3.400	0.000	0.000	0.000		0.033	-	-	0.000	0.000	0.000		0.079	-	-			0.000	0.000	0.000		0.708	-	-			0.000	0.000	0.000		0.750	-	-	0.034
3.600	0.000	0.000	0.000		0.017	-	-	0.000	0.000	0.000		0.052	-	-			0.000	0.000	0.000		0.893	-	-			0.000	0.000	0.000		0.923	-	-	0.036
3.800	0.000	0.000	0.000		0.009	-	-	0.000	0.000	0.000		0.035	-	-			0.000	0.000	0.000		1.09	-	-			0.000	0.000	0.000		1.11	-	-	0.038
Totals:					0	40						0	0	0	0						0	0							0	0	0	0	
Number of Trades:					0							0		0							0.00								0		0		

OPAP (CR)

(Contract Size: 100 Securities, Exercise Style: American, Physical Delivery)

Call Options														Put Options																						
May 2021							June 2021							Other Months		May 2021							June 2021							Other Months		Exercise Price				
Open price	Price max	Price min	Last price	Closing price	Volume	Open Interest	Open price	Price max	Price min	Last price	Closing price	Volume	Open Interest	Volume	Open Interest	Open price	Price max	Price min	Last price	Closing price	Volume	Open Interest	Open price	Price max	Price min	Last price	Closing price	Volume	Open Interest	Volume	Open Interest					
4.800					-	-	0.000	0.000	0.000		7.58	-	-			-	-	0.000	0.000	0.000		0.001	-	-			-	-			0.048					
5.200					-	-	0.000	0.000	0.000		7.18	-	-			-	-	0.000	0.000	0.000		0.001	-	-			-	-			0.052					
5.600					-	-	0.000	0.000	0.000		6.78	-	-			-	-	0.000	0.000	0.000		0.001	-	-			-	-			0.056					
6.000					-	-	0.000	0.000	0.000		6.38	-	-			-	-	0.000	0.000	0.000		0.001	-	-			-	-			0.060					
6.400					-	-	0.000	0.000	0.000		5.98	-	-			-	-	0.000	0.000	0.000		0.001	-	-			-	-			0.064					
6.800					-	-	0.000	0.000	0.000		5.58	-	-			-	-	0.000	0.000	0.000		0.001	-	-			-	-			0.068					
7.200					-	-	0.000	0.000	0.000		5.19	-	-			-	-	0.000	0.000	0.000		0.001	-	-			-	-			0.072					
7.600					-	-	0.000	0.000	0.000		4.79	-	-			-	-	0.000	0.000	0.000		0.001	-	-			-	-			0.076					
8.000	0.000	0.000	0.000		4.38	-	-	0.000	0.000	0.000		4.39	-	-			0.000	0.000	0.000		0.001	-	-			0.000	0.000	0.000			0.080					
8.400	0.000	0.000	0.000		3.98	-	-	0.000	0.000	0.000		3.99	-	-			0.000	0.000	0.000		0.001	-	-			0.000	0.000	0.000			0.084					
8.800	0.000	0.000	0.000		3.58	-	-	0.000	0.000	0.000		3.60	-	-			0.000	0.000	0.000		0.001	-	-			0.000	0.000	0.000			0.088					
9.200	0.000	0.000	0.000		3.18	-	-	0.000	0.000	0.000		3.20	-	-			0.000	0.000	0.000		0.001	-	-			0.000	0.000	0.000			0.092					
9.600	0.000	0.000	0.000		2.78	-	-	0.000	0.000	0.000		2.82	-	-			0.000	0.000	0.000		0.004	-	-			0.000	0.000	0.000			0.096					
10.000	0.000	0.000	0.000		2.39	-	-	0.000	0.000	0.000		2.45	-	-			0.000	0.000	0.000		0.011	-	-			0.000	0.000	0.000			0.100					
11.000	0.000	0.000	0.000		1.47	-	-	0.000	0.000	0.000		1.60	-	-			0.000	0.000	0.000		0.091	-	-			0.000	0.000	0.000			0.110					
12.000	0.000	0.000	0.000		0.744	-	-	0.000	0.000	0.000		0.934	-	-			0.000	0.000	0.000		0.361	-	-			0.000	0.000	0.000			0.120					
13.000	0.135	0.135	0.135	0.135	0.135	5	-	0.000	0.000	0.000		0.483	-	-			0.000	0.000	0.000		0.919	-	-			0.000	0.000	0.000			0.130					
14.000	0.000	0.000	0.000		0.093	-	-	0.000	0.000	0.000		0.219	-	-			0.000	0.000	0.000		1.71	-	-			0.000	0.000	0.000			0.140					
15.000	0.000	0.000	0.000		0.024	-	-	0.000	0.000	0.000		0.093	-	-			0.000	0.000	0.000		2.65	-	-			0.000	0.000	0.000			0.150					
16.000	0.000	0.000	0.000		0.005	-	-	0.000	0.000	0.000		0.034	-	-			0.000	0.000	0.000		3.64	-	-			0.000	0.000	0.000			0.160					
17.000	0.000	0.000	0.000		0.001	-	-	0.000	0.000	0.000		0.012	-	-			0.000	0.000	0.000		4.64	-	-			0.000	0.000	0.000			0.170					
Totals:					5	0							0	0	0							5	0							0	0					
Number of Trades:					1								0	0								0.00								0	0					

OTE (CR)

(Contract Size: 100 Securities, Exercise Style: American, Physical Delivery)

Call Options														Put Options																					
Exercise Price	May 2021							June 2021							Other Months		May 2021							June 2021							Other Months		Exercise Price		
	Open price	Price max	Price min	Last price	Closing price	Volume	Open Interest	Open price	Price max	Price min	Last price	Closing price	Volume	Open Interest	Volume	Open Interest	Open price	Price max	Price min	Last price	Closing price	Volume	Open Interest	Open price	Price max	Price min	Last price	Closing price	Volume	Open Interest	Volume	Open Interest			
8.400						-	-	0.000	0.000	0.000	5.83	-	-			0.000	0.000	0.000	0.001	-	-												0.084		
8.800	0.000	0.000	0.000		5.42	-	-	0.000	0.000	0.000	5.43	-	-			0.000	0.000	0.000	0.002	-	-	0.000	0.000	0.000	0.001	-	-							0.088	
9.200	0.000	0.000	0.000		5.02	-	-	0.000	0.000	0.000	5.03	-	-			0.000	0.000	0.000	0.001	-	-	0.000	0.000	0.000	0.001	-	-							0.092	
9.600	0.000	0.000	0.000		4.62	-	-	0.000	0.000	0.000	4.63	-	-			0.000	0.000	0.000	0.001	-	-	0.000	0.000	0.000	0.001	-	-							0.096	
10.000	0.000	0.000	0.000		4.22	-	-	0.000	0.000	0.000	4.24	-	-			0.000	0.000	0.000	0.001	-	-	0.000	0.000	0.000	0.001	-	-							0.100	
11.000	0.000	0.000	0.000		3.22	-	-	0.000	0.000	0.000	3.25	-	-			0.000	0.000	0.000	0.001	-	-	0.000	0.000	0.000	0.009	-	-							0.110	
12.000	0.000	0.000	0.000		2.24	-	-	0.000	0.000	0.000	2.30	-	-			0.000	0.000	0.000	0.014	-	-	0.000	0.000	0.000	0.057	-	-							0.120	
13.000	0.000	0.000	0.000		1.33	-	-	0.000	0.000	0.000	1.47	-	-			0.000	0.000	0.000	0.106	-	-	0.284	0.287	0.284	0.287	0.287	20	0							0.130
14.000	0.368	0.368	0.368	0.368	0.368	10	-	0.000	0.000	0.000	0.822	-	-			0.000	0.000	0.000	0.411	-	-	0.000	0.000	0.000	0.575	-	-							0.140	
15.000	0.125	0.125	0.125	0.125	0.125	5	10	0.000	0.000	0.000	0.402	-	-			0.000	0.000	0.000	1.01	-	-	0.000	0.000	0.000	1.16	-	-							0.150	
16.000	0.000	0.000	0.000		0.065	-	-	0.000	0.000	0.000	0.171	-	-			0.000	0.000	0.000	1.84	-	-	0.000	0.000	0.000	1.93	-	-							0.160	
17.000	0.000	0.000	0.000		0.013	-	-	0.000	0.000	0.000	0.063	-	-			0.000	0.000	0.000	2.80	-	-	0.000	0.000	0.000	2.83	-	-							0.170	
18.000	0.000	0.000	0.000		0.002	-	-	0.000	0.000	0.000	0.020	-	-			0.000	0.000	0.000	3.80	-	-	0.000	0.000	0.000	3.80	-	-							0.180	
19.000	0.000	0.000	0.000		0.001	-	-	0.000	0.000	0.000	0.006	-	-			0.000	0.000	0.000	4.80	-	-	0.000	0.000	0.000	4.80	-	-							0.190	
Totals:						15	10					0	0									15	0							20	0			0	0
Number of Trades:							2						0		0								0.00							4			0		

PIRAEUS FINANCIAL HOLD (CR)

(Contract Size: 100 Securities, Exercise Style: American, Physical Delivery)

Call Options														Put Options																		
May 2021							June 2021							Other Months		May 2021							June 2021							Other Months		Exercise Price
Open price	Price max	Price min	Last price	Closing price	Volume	Open Interest	Open price	Price max	Price min	Last price	Closing price	Volume	Open Interest	Volume	Open Interest	Open price	Price max	Price min	Last price	Closing price	Volume	Open Interest	Open price	Price max	Price min	Last price	Closing price	Volume	Open Interest	Volume	Open Interest	
0.150	0.000	0.000	0.000	4.63	-	-	0.000	0.000	0.000	4.63	-	-			0.000	0.000	0.000	0.150	-	-	0.000	0.000	0.000	0.150	-	-					0.002	
0.200	0.000	0.000	0.000	4.58	-	-	0.000	0.000	0.000	4.58	-	-			0.000	0.000	0.000	0.200	-	-	0.000	0.000	0.000	0.200	-	-					0.002	
0.250	0.000	0.000	0.000	4.53	-	-	0.000	0.000	0.000	4.53	-	-			0.000	0.000	0.000	0.250	-	-	0.000	0.000	0.000	0.250	-	-					0.003	
0.300	0.000	0.000	0.000	4.48	-	-	0.000	0.000	0.000	4.48	-	-			0.000	0.000	0.000	0.300	-	-	0.000	0.000	0.000	0.300	-	-					0.003	
0.350	0.000	0.000	0.000	4.43	-	-	0.000	0.000	0.000	4.43	-	-			0.000	0.000	0.000	0.350	-	-	0.000	0.000	0.000	0.350	-	-					0.004	
0.400	0.000	0.000	0.000	4.38	-	-	0.000	0.000	0.000	4.38	-	-			0.000	0.000	0.000	0.400	-	-	0.000	0.000	0.000	0.400	-	-					0.004	
0.450	0.000	0.000	0.000	4.33	-	-	0.000	0.000	0.000	4.33	-	-			0.000	0.000	0.000	0.450	-	-	0.000	0.000	0.000	0.450	-	-					0.005	
0.500	0.000	0.000	0.000	4.28	-	-	0.000	0.000	0.000	4.28	-	-			0.000	0.000	0.000	0.500	-	-	0.000	0.000	0.000	0.500	-	-					0.005	
0.550	0.000	0.000	0.000	4.23	-	-	0.000	0.000	0.000	4.23	-	-			0.000	0.000	0.000	0.550	-	-	0.000	0.000	0.000	0.550	-	-					0.006	
0.600	0.000	0.000	0.000	4.18	-	-	0.000	0.000	0.000	4.18	-	-			0.000	0.000	0.000	0.600	-	-	0.000	0.000	0.000	0.600	-	-					0.006	
0.650	0.000	0.000	0.000	4.13	-	-	0.000	0.000	0.000	4.13	-	-			0.000	0.000	0.000	0.650	-	-	0.000	0.000	0.000	0.650	-	-					0.007	
0.700	0.000	0.000	0.000	4.08	-	-	0.000	0.000	0.000	4.08	-	-			0.000	0.000	0.000	0.700	-	-	0.000	0.000	0.000	0.700	-	-					0.007	
0.750	0.000	0.000	0.000	4.03	-	-	0.000	0.000	0.000	4.03	-	-			0.000	0.000	0.000	0.750	-	-	0.000	0.000	0.000	0.750	-	-					0.008	
0.800	0.000	0.000	0.000	3.98	-	-	0.000	0.000	0.000	3.98	-	-			0.000	0.000	0.000	0.800	-	-	0.000	0.000	0.000	0.800	-	-					0.008	
0.850	0.000	0.000	0.000	3.93	-	-	0.000	0.000	0.000	3.93	-	-			0.000	0.000	0.000	0.850	-	-	0.000	0.000	0.000	0.850	-	-					0.009	
0.900	0.000	0.000	0.000	3.88	-	-	0.000	0.000	0.000	3.88	-	-			0.000	0.000	0.000	0.900	-	-	0.000	0.000	0.000	0.900	-	-					0.009	
0.950	0.000	0.000	0.000	3.83	-	-	0.000	0.000	0.000	3.83	-	-			0.000	0.000	0.000	0.950	-	-	0.000	0.000	0.000	0.950	-	-					0.010	
1.000	0.000	0.000	0.000	3.78	-	-	0.000	0.000	0.000	3.78	-	-			0.000	0.000	0.000	1.00	-	-	0.000	0.000	0.000	1.00	-	-					0.010	
1.100	0.000	0.000	0.000	3.68	-	-	0.000	0.000	0.000	3.68	-	-			0.000	0.000	0.000	1.10	-	-	0.000	0.000	0.000	1.10	-	-					0.011	
1.200	0.000	0.000	0.000	3.58	-	-	0.000	0.000	0.000	3.58	-	-			0.000	0.000	0.000	1.20	-	-	0.000	0.000	0.000	1.20	-	-					0.012	
1.300	0.000	0.000	0.000	3.48	-	-	0.000	0.000	0.000	3.48	-	-			0.000	0.000	0.000	1.30	-	-	0.000	0.000	0.000	1.30	-	-					0.013	
1.400	0.000	0.000	0.000	3.38	-	-	0.000	0.000	0.000	3.39	-	-			0.000	0.000	0.000	1.40	-	-	0.000	0.000	0.000	1.40	-	-					0.014	
1.500					-	-	0.000	0.000	0.000	3.29	-	-							-	-	0.000	0.000	0.000	1.50	-	-					0.015	
1.600					-	-	0.000	0.000	0.000	3.19	-	-							-	-	0.000	0.000	0.000	0.001	-	-					0.016	
1.700					-	-	0.000	0.000	0.000	3.09	-	-							-	-	0.000	0.000	0.000	0.001	-	-					0.017	
1.800					-	-	0.000	0.000	0.000	2.99	-	-							-	-	0.000	0.000	0.000	0.001	-	-					0.018	
1.900					-	-	0.000	0.000	0.000	2.89	-	-							-	-	0.000	0.000	0.000	0.002	-	-					0.019	
2.000					-	-	0.000	0.000	0.000	2.79	-	-							-	-	0.000	0.000	0.000	0.004	-	-					0.020	
2.200					-	-	0.000	0.000	0.000	2.60	-	-							-	-	0.000	0.000	0.000	0.008	-	-					0.022	
2.400					-	-	0.000	0.000	0.000	2.40	-	-							-	-	0.000	0.000	0.000	0.016	-	-					0.024	
3.400	0.000	0.000	0.000	1.45	-	-	0.000	0.000	0.000	1.54	-	-			0.000	0.000	0.000	0.060	-	-	0.000	0.000	0.000	0.146	-	-					0.034	
3.600	0.000	0.000	0.000	1.28	-	-	0.000	0.000	0.000	1.39	-	-			0.000	0.000	0.000	0.093	-	-	0.000	0.000	0.000	0.198	-	-					0.036	
3.800	0.000	0.000	0.000	1.12	-	-	0.000	0.000	0.000	1.25	-	-			0.000	0.000	0.000	0.135	-	-	0.000	0.000	0.000	0.258	-	-					0.038	
4.000	0.000	0.000	0.000	0.979	-	-	0.000	0.000	0.000	1.13	-	-			0.000	0.000	0.000	0.192	-	-	0.000	0.000	0.000	0.332	-	-					0.040	
4.400	0.000	0.000	0.000	0.726	-	-	0.000	0.000	0.000	0.899	-	-			0.000	0.000	0.000	0.338	-	-	0.000	0.000	0.000	0.504	-	-					0.044	
4.800	0.000	0.000	0.000	0.525	-	-	0.000	0.000	0.000	0.708	-	-			0.000	0.000	0.000	0.537	-	-	0.000	0.000	0.000	0.712	-	-					0.048	

PIRAEUS FINANCIAL HOLD (CR)

(Contract Size: 100 Securities, Exercise Style: American, Physical Delivery)

Call Options														Put Options																						
Exercise Price	May 2021						June 2021						Other Months		May 2021						June 2021						Other Months		Exercise Price							
	Open price	Price max	Price min	Last price	Closing price	Volume	Open Interest	Open price	Price max	Price min	Last price	Closing price	Volume	Open Interest	Volume	Open Interest	Open price	Price max	Price min	Last price	Closing price	Volume	Open Interest	Open price	Price max	Price min	Last price	Closing price		Volume	Open Interest	Volume	Open Interest			
5.200	0.000	0.000	0.000		0.372	-	-	0.000	0.000	0.000		0.559	-	-			0.000	0.000	0.000		0.783	-	-	0.000	0.000	0.000		0.962	-	-			0.052			
5.600	0.000	0.000	0.000		0.257	-	-	0.000	0.000	0.000		0.438	-	-			0.000	0.000	0.000		1.07	-	-	0.000	0.000	0.000		1.24	-	-			0.056			
6.000	0.000	0.000	0.000		0.177	-	-	0.000	0.000	0.000		0.337	-	-			0.000	0.000	0.000		1.39	-	-	0.000	0.000	0.000		1.54	-	-			0.060			
6.400	0.000	0.000	0.000		0.120	-	-	0.000	0.000	0.000		0.262	-	-			0.000	0.000	0.000		1.73	-	-	0.000	0.000	0.000		1.86	-	-			0.064			
6.800	0.000	0.000	0.000		0.080	-	-	0.000	0.000	0.000		0.202	-	-			0.000	0.000	0.000		2.09	-	-	0.000	0.000	0.000		2.20	-	-			0.068			
Totals:						0	0							0	0	0	0							0	0	0	0									
Number of Trades:						0							0	0	0							0.00							0	0						

PPC (CR)

(Contract Size: 100 Securities, Exercise Style: American, Physical Delivery)

Call Options														Put Options																			
May 2021							June 2021							Other Months		May 2021							June 2021							Other Months		Exercise Price	
Open price	Price max	Price min	Last price	Closing price	Volume	Open Interest	Open price	Price max	Price min	Last price	Closing price	Volume	Open Interest	Volume	Open Interest	Open price	Price max	Price min	Last price	Closing price	Volume	Open Interest	Open price	Price max	Price min	Last price	Closing price	Volume	Open Interest	Volume	Open Interest		
2.400					-	-	0.000	0.000	0.000		7.16	-	-			-	-	0.000	0.000	0.000		0.002	-	-								0.024	
2.600					-	-	0.000	0.000	0.000		6.96	-	-			-	-	0.000	0.000	0.000		0.001	-	-								0.026	
2.800					-	-	0.000	0.000	0.000		6.76	-	-			-	-	0.000	0.000	0.000		0.001	-	-								0.028	
3.000					-	-	0.000	0.000	0.000		6.56	-	-			-	-	0.000	0.000	0.000		0.001	-	-								0.030	
3.200					-	-	0.000	0.000	0.000		6.36	-	-			-	-	0.000	0.000	0.000		0.001	-	-								0.032	
3.400					-	-	0.000	0.000	0.000		6.16	-	-			-	-	0.000	0.000	0.000		0.001	-	-								0.034	
3.600					-	-	0.000	0.000	0.000		5.96	-	-			-	-	0.000	0.000	0.000		0.001	-	-								0.036	
3.800					-	-	0.000	0.000	0.000		5.76	-	-			-	-	0.000	0.000	0.000		0.001	-	-								0.038	
4.000					-	-	0.000	0.000	0.000		5.56	-	-			-	-	0.000	0.000	0.000		0.001	-	-								0.040	
4.400					-	-	0.000	0.000	0.000		5.17	-	-			-	-	0.000	0.000	0.000		0.001	-	-								0.044	
4.800					-	-	0.000	0.000	0.000		4.77	-	-			-	-	0.000	0.000	0.000		0.001	-	-								0.048	
5.200					-	-	0.000	0.000	0.000		4.37	-	-			-	-	0.000	0.000	0.000		0.001	-	-								0.052	
5.600					-	-	0.000	0.000	0.000		3.97	-	-			-	-	0.000	0.000	0.000		0.001	-	-								0.056	
6.000					-	-	0.000	0.000	0.000		3.57	-	-			-	-	0.000	0.000	0.000		0.001	-	-								0.060	
6.400	0.000	0.000	0.000		3.16	-	-	0.000	0.000	0.000		3.17	-	-			0.000	0.000	0.000		0.001	-	-			0.000	0.000	0.000		0.002	-	-	0.064
6.800	0.000	0.000	0.000		2.76	-	-	0.000	0.000	0.000		2.78	-	-			0.000	0.000	0.000		0.001	-	-			0.000	0.000	0.000		0.007	-	-	0.068
7.200	0.000	0.000	0.000		2.37	-	-	0.000	0.000	0.000		2.39	-	-			0.000	0.000	0.000		0.003	-	-			0.000	0.000	0.000		0.019	-	-	0.072
7.600	0.000	0.000	0.000		1.97	-	-	0.000	0.000	0.000		2.02	-	-			0.000	0.000	0.000		0.010	-	-			0.000	0.000	0.000		0.043	-	-	0.076
8.000	0.000	0.000	0.000		1.60	-	-	0.000	0.000	0.000		1.67	-	-			0.000	0.000	0.000		0.030	-	-			0.000	0.000	0.000		0.089	-	-	0.080
8.400	0.000	0.000	0.000		1.24	-	-	0.000	0.000	0.000		1.34	-	-			0.000	0.000	0.000		0.074	-	-			0.000	0.000	0.000		0.164	-	-	0.084
8.800	0.000	0.000	0.000		0.923	-	25	0.000	0.000	0.000		1.05	-	-			0.240	0.240	0.240	0.240	0.240	5	-			0.000	0.000	0.000		0.275	-	-	0.088
9.200	0.000	0.000	0.000		0.652	-	8	0.000	0.000	0.000		0.806	-	-			0.000	0.000	0.000		0.285	-	-			0.000	0.000	0.000		0.426	-	-	0.092
9.600	0.229	0.229	0.227	0.227	0.227	8	20	0.000	0.000	0.000		0.599	-	-			0.000	0.000	0.000		0.471	-	-			0.000	0.000	0.000		0.619	-	-	0.096
10.000	0.187	0.193	0.144	0.144	0.144	18	84	0.301	0.301	0.301	0.301	0.301	5	-			0.000	0.000	0.000		0.714	-	-			0.000	0.000	0.000		0.852	-	-	0.100
11.000	0.000	0.000	0.000		0.072	-	-	0.000	0.000	0.000		0.174	-	-			0.000	0.000	0.000		1.51	-	-			0.000	0.000	0.000		1.59	-	-	0.110
12.000	0.000	0.000	0.000		0.014	-	-	0.000	0.000	0.000		0.060	-	-			0.000	0.000	0.000		2.45	-	-			0.000	0.000	0.000		2.49	-	-	0.120
13.000	0.000	0.000	0.000		0.002	-	-	0.000	0.000	0.000		0.019	-	-			0.000	0.000	0.000		3.45	-	-			0.000	0.000	0.000		3.45	-	-	0.130
14.000	0.000	0.000	0.000		0.001	-	-	0.000	0.000	0.000		0.005	-	-			0.000	0.000	0.000		4.45	-	-			0.000	0.000	0.000		4.45	-	-	0.140
Totals:					26		137					5		0	0	0					26		0						0	0	0	0	
Number of Trades:					6							1		0							1.00								0		0		

Lending Products	Underlying Title	Multilateral Transactions[1]					Bilateral Transactions[2]		Stock Borrowing through OTC (volume)[3]
		Open Interest[5]	Volume(Offered)	Average Weighted	Transactions volume	Average Weighted	Transactions Volume	Average Weighted	Transactions Volume
ADMIEBOR	ADMIE (IPTO) HOLDING S.A. (CR)	1,700	---	---	---	---	---	---	135,644
AEGNBOR	AEGEAN AIRLINES (CR)	3,919	---	---	---	---	---	---	39,577
ALPHABOR	ALPHA BANK (CR)	43,000	---	---	---	---	---	---	43,382,408
ALMYBOR	ALUMIL (CR)	---	---	---	---	---	---	---	---
TATTBOR	ATTICA BANK S.A. (CR)	14,300	---	---	---	---	---	---	370
EEEBOR	CC HBC AG (CR)	3,954	---	---	---	---	---	---	70,546
CENERBOR	CENERGY HOLDINGS (CB)	---	---	---	---	---	---	---	---
ELLAKTORBOR	ELLAKTOR (CR)	29,561	---	---	---	---	---	---	215,733
EUROBBOR	EUROBANK HOLDINGS (CR)	20,000	---	---	---	---	---	---	38,126,081
EYDAPBOR	EYDAP S.A. (CR)	---	---	---	---	---	---	---	243,864
FFGRPBOR	FOLLI FOLLIE (CR)	---	---	---	---	---	---	---	897,835
FOYRKBOR	FOURLIS (CR)	---	---	---	---	---	---	---	32,408
GEKTERNABOR	GEK TERNA (CR)	27,800	---	---	---	---	---	---	23,993
SARBOR	GR. SARANTIS S.A. (CR)	---	---	---	---	---	---	---	16,965
EXAEBOR	HELLENIC EXCHANGES-A.S.E. (CR)	3,000	---	---	---	---	---	---	253,399
ELPEBOR	HELLENIC PETROLEUM (CR)	---	---	---	---	---	---	---	156,356
INTRKBOR	INTRACOM HOLDINGS (CR)	471	---	---	---	---	---	---	---
BELABOR	JUMBO SA (CR)	2,000	---	---	---	---	---	---	121,619
LAMDABOR	LAMDA DEVELOPMENT SA (CR)	---	---	---	---	---	---	---	490
MIGBOR	MARFIN INVESTMENT GROUP (CR)	---	---	---	---	---	---	---	794,474
MOHBOR	MOTOR OIL (CR)	1,500	---	---	---	---	---	---	342,585
MYTILBOR	MYTILINEOS (CR)	---	---	---	---	---	---	---	67,554
ETEBOR	NATIONAL BANK (CR)	---	---	---	---	---	---	---	10,859,935
OPAPBOR	OPAP (CR)	3,000	---	---	---	---	---	---	1,497,222
HTOBOR	OTE (CR)	10,000	---	---	---	---	---	---	969,687
PPABOR	P.P.A. S.A. (CR)	250	---	---	---	---	---	---	10,501
TPEIRBOR	PIRAEUS FINANCIAL HOLD (CR)	---	---	---	---	---	---	---	1,452,318
PLAISBOR	PLAISIO COMPUTERS SA (CR)	---	---	---	---	---	---	---	4,000
PPCBOR	PPC (CR)	4,100	---	---	---	---	---	---	1,720,379
QUALBOR	QUALITY & RELIABILITY SA (CR)	---	---	---	---	---	---	---	---
TENERGYBOR	TERNA ENERGY (CR)	---	---	---	---	---	---	---	130,158

Stock Lending Notes

[1] - Multilateral contracts Lending or Borrowing as per Methods 8-1, 8-2 and 8-3-3 (According to ATHEX BoD Resolution No.17)

[2] - Bilateral Contracts Lending or Borrowing as per Methods 8-3-1 and 8-3-2 (According to ATHEX BoD Resolution No.20)

[3] - The information concerning OTC Stock Borrowing Transactions is based on the statements of the Dematerialised Securities System (DSS) operators involved and refers to volumes that have been registered up until the previous working day.

[4] - Average Price (Volume weighted)

[5] - The Data concerning Open Interest before the start of trading session

Lending Products	Underlying Title	Open Interest[5]	Multilateral Transactions[1]				Bilateral Transactions[2]		Stock Borrowing through OTC (volume)[3]	
			Volume(Offered)	Average Weighted	Transactions volume	Average Weighted	Transactions Volume	Average Weighted	Transactions Volume	
TITCBOR	TITAN CEMENT (CB)	---	---	---	---	---	---	---	261,446	
VIOBOR	VIOHALCO SA/NV (CB)	---	---	---	---	---	---	---	---	

Stock Lending Notes

[1] - Multilateral contracts Lending or Borrowing as per Methods 8-1, 8-2 and 8-3-3 (According to ATHEX BoD Resolution No.17)

[2] - Bilateral Contracts Lending or Borrowing as per Methods 8-3-1 and 8-3-2 (According to ATHEX BoD Resolution No.20)

[3] - The information concerning OTC Stock Borrowing Transactions is based on the statements of the Dematerialised Securities System (DSS) operators involved and refers to volumes that have been registered up until the previous working day.

[4] - Average Price (Volume weighted)

[5] - The Data concerning Open Interest before the start of trading session

Sectors codification for listed companies

12003-	ETF	10101010	Computer Services
10101015	Software	10102030	Computer Hardware
15101010	Telecommunications Equipment	15102015	Telecommunications Services
20101010	Health Care Facilities	20101025	Health Care Services
20102010	Medical Equipment	20103015	Pharmaceuticals
30101010	Banks	30202000	Diversified Financial Services
30202010	Asset Managers & Custodians	30202015	Investment Services
30302010	Full Line Insurance	30302015	Insurance Brokers
30302025	Property and Casualty Insurance	35101010	Real Estate Holding and Development
35101015	Real Estate Services	35102000	Diversified REITs
35102030	Office REITs	40201040	Rental & Leasing Services: Consumer
40202010	Home Construction	40202015	Household Furnishings
40202020	Household Appliance	40203040	Electronic Entertainment
40203045	Toys	40204020	Clothing & Accessories
40301010	Entertainment	40301030	Publishing
40301035	Radio & TV Broadcasters	40401010	Diversified Retailers
40401020	Apparel Retailers	40401025	Home Improvement Retailers
40401030	Specialty Retailers	40501010	Airlines
40501015	Travel & Tourism	40501020	Casinos & Gambling
40501025	Hotels & Motels	45101015	Distillers & Vintners
45101020	Soft Drinks	45102010	Farming Fishing Ranching & Plantations
45102020	Food Products	45103010	Tobacco
45201010	Food Retailers & Wholesalers	45201020	Personal Products
50101010	Construction	50101030	Cement
50101035	Building Materials: Other	50202010	Electrical Components
50203000	Diversified Industrials	50203015	Plastics
50203030	Containers & Packaging	50204000	Machinery: Industrial
50204020	Machinery: Construction & Handling	50205010	Industrial Suppliers
50205020	Back Office Support HR & Consulting	50205030	Forms & Bulk Printing Services
50206015	Commercial Vehicles & Parts	50206030	Marine Transportation
50206060	Transportation Services	55101000	Diversified Materials
55101020	Textile Products	55102000	General Mining
55102010	Iron & Steel	55102015	Metal Fabricating
55102035	Aluminum	60101000	Integrated Oil & Gas
60101020	Oil Refining and Marketing	65101010	Alternative Electricity
65101015	Conventional Electricity	65102030	Water



ATHEX
Athens Stock Exchange

Λεωφ. Αθηνών 110 104 42 Αθήνα
110, Athinon Ave. GR 104 42 Athens
tel. (+30)210-33.66.800, fax (+30)210-33.66.101
www.athexgroup.gr