

21

Ημερήσιο Δελτίο
Συναλλακτικής Δραστηριότητας

Daily Official List
of Trading Activity

Monday, 12 April, 2021

Year: 142 Trading Day No: 66



ATHEXGROUP
Athens Exchange Group

Disclaimer:

Hellenic Exchanges-Athens Stock Exchange S.A endeavours to ensure that the data and other material ("Information") presented on the Daily Official List are accurate and complete, but it is not liable for any errors or omissions of data or /and for the accuracy, credibility, updating and completeness of the aforesaid information nor it has any liability arising directly or indirectly from the use of the above Information.

The Company is not liable for the accuracy of the data included in listed companies' announcements. Only the sender of such an announcement is fully and solely liable for any infringement of third party's rights from the content of such announcement. All contents of the Daily Official List are provided only for information purposes and do not constitute investment advice or solicitation to invest in securities or other products listed for trading on the Exchange.

You acknowledge and agree that the Company is the owner of any property rights related to any Information appearing on the Daily Official List including intellectual property rights copyright, trademarks, etc.

The above data are a property of the Hellenic Exchanges-Athens Exchange and are copyright protected. Users are forbidden to reproduce, modify, copy, sale, transmit or redistribute, by all reproduction means and methods, part or the whole of the above data, without reference to their source.

The commercial exploitation of these data is, also, forbidden by third parties. Hellenic Exchanges-Athens Exchange does not carry any responsibility, direct or indirect, derived from usage or accidental alteration of the above data when used by third parties.

Hellenic Exchanges – Athens Stock Exchange S.A.

110 Athinon Ave., 10442 Athens, Tel: (210) 33.66.800, Fax: (210) 32.13.938

www.athexgroup.gr

Thessalonica Stock Exchange Center (T.S.E.C)

16-18 Katouni Str., Thessalonica 546 25 Tel: (2310) 567.667, Fax: (2310) 530.545

Athex Members Guarantee Fund

14-16 Fidiou Str., Athens 106 78, Tel: (210) 33.04.682, Fax: (210) 33.04.155

Hellenic Republic Capital Market Commission

1 Kolokotroni Str. & 1 Stadiou Str., Athens 10562 Tel: (210) 33.77.100 Fax: (210) 33.77.173

Table of Contents

Section 1: Statistical Figures of Securities, Derivatives and Lending

Summary of Markets

Athex Indices

Analytic Figures for Athex Market's Boards and Categories

Trading Details by Athex Sectors and Financial Instruments (ETFs)

Top 10 best & worst performing Shares

Derivatives Summary

Section 2: Analytic Figures of Shares Transactions

Analytic Figures of Shares Transactions

Shares' Notes

Section 3: Figures of Securities Transactions

Securities Blocks Details

Shares Rights Details

Stock Borrowing

Securities Forced Sales

Forced Sales Registered Shares

Exchange Traded Funds (ETFs) Characteristics

Section 5: Bonds traded in Fixed Income Assets Market

Convertible Corporate Bonds - Regulated Market

Non Convertible Corporate Bonds - Regulated Market

Government Bonds

Treasury Bills & Zero Coupon Government Bonds

Government Bonds Traded with the Open Outcry Method

State Banks Bonds

Section 6: Additional Infos

Athex & ATHEXClear Members List

List of Stocks under Market Making operations

Section 7: Derivatives Market Analytic Figures

Index Futures

Stock Futures

Index Options

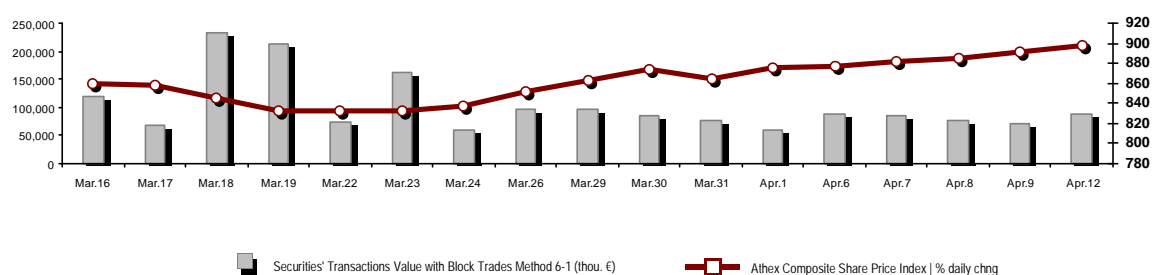
Stock Options

Stock Lending Analytic Figures

Appendix A: Sectors codification for listed companies

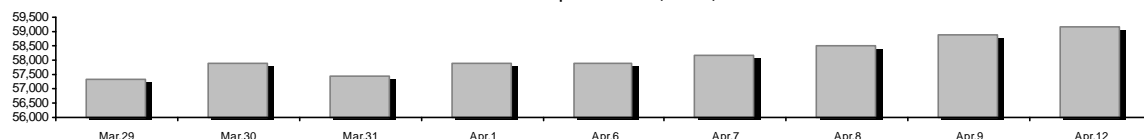
Summary of Markets

Athex Composite Share Price Index vs Shares and Derivatives Transactions Value

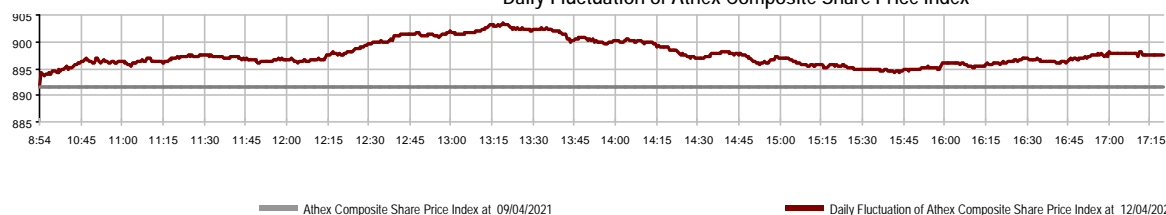


Athex Capitalisation (mill. €)**:	59,153.01		Derivatives Total Open Interest	412,658
Daily change: mill. € %	243.04	0.41%	in Index Futures % daily chng	5,682 1.63%
Yearly Avg Capitalisation: mill. € % chng prev year Avg	54,079.38	14.11%	in Stock Futures % daily chng	404,231 1.28%
Athex Composite Share Price Index % daily chng	897.55	0.66%	in Index Options % daily chng	2,213 4.88%
Athex Composite Share Price Index Capitalisation (mill. €)	52,936.86		in Stock Options % daily chng	532 0.95%
Daily change (mill. €)	290.15			
Securities' Transactions Value with Block Trades Method 6-1 (t)	88,396.28		Derivatives Contracts Volume:	42,036
Daily change: %	16,711.48	23.31%	Daily change: pieces %	15,782 60.11%
YtD Avg Trans. Value: thou. € % chng prev year Avg	74,429.74	16.22%	YtD Avg Derivatives Contracts % chng prev year Avg	52,593 31.28%
Blocks Transactions Value of Method 6-1 (thou. €)	1,330.08		Derivatives Trades Number:	2,667
Blocks Transactions Value of Method 6-2 & 6-3 (thou. €)	0.39		Daily change: number %	760 39.85%
Bonds Transactions Value (thou.€)	1,359.47		YtD Avg Trades number % chng prev year Avg	2,981 12.29%
Securities' Transactions Volume with Block Trades Method 6-1 (tho)	56,213.96		Lending Total Open Interest	204,032
Daily change: thou. pieces %	10,627.43	23.31%	Daily change: pieces %	-40,900 -16.70%
YtD Avg Volume: % chng prev year Avg	37,637.50	-8.40%	Lending Volume (Multilateral/Bilateral)	8,000
Blocks Transactions Volume of Method 6-1 (thou. Pieces)	90.25		Daily change: pieces %	1,000
Blocks Transactions Volume of Method 6-2 & 6-3 (thou. Pieces)	1.50		Multilateral Lending	8,000
Bonds Transactions Volume	1,347,000		Bilateral Lending	0
Securities' Trades Number with Block Trades Method 6-1	42,857		Lending Trades Number:	4
Daily change: number %	7,025	19.61%	Daily change: %	3
YtD Avg Trades number % chng prev year Avg	35,548	8.93%	Multilateral Lending Trades Number	4
Number of Blocks Method 6-1	2		Bilateral Lending Trades Number	0
Number of Blocks Method 6-2 & 6-3	1			
Number of Bonds Transactions	74			

Athex Capitalisation (mill. €)**



Daily Fluctuation of Athex Composite Share Price Index



Athex Indices

Index name	12/04/2021	09/04/2021	pts.	%	Min	Max	Year min	Year max	Year change
Athex Composite Share Price Index	897.55 #	891.69	5.86	0.66%	891.69	903.45	726.02	903.45	10.95% #
FTSE/Athex Large Cap	2,173.32 #	2,156.14	17.18	0.80%	2,156.14	2,186.78	1,718.82	2,186.78	12.34% #
FTSE/Athex Mid Cap Index	1,288.71 €	1,289.50	-0.79	-0.06%	1,284.18	1,305.30	1,026.21	1,305.30	16.37% #
FTSE/ATHEX-CSE Banking Index	450.16 #	440.80	9.36	2.12%	440.80	454.81	306.88	454.81	14.60% #
FTSE/ATHEX High Dividend Yield Index	2,974.21 #	2,944.70	29.51	1.00%	2,944.70	2,981.71	2,542.41	2,981.71	9.99% #
FTSE/ATHEX Global Traders Index Plus	2,377.18 #	2,358.91	18.27	0.77%	2,358.91	2,382.46	1,943.84	2,382.46	13.13% #
FTSE/ATHEX Mid & Small Cap Factor-Weighted Ind	3,364.90 #	3,351.96	12.94	0.39%	3,351.96	3,375.08	2,996.13	3,375.08	7.71% #
ATHEX Select Index Plus	3,410.29 €	3,414.96	-4.67	-0.14%	3,406.80	3,437.72	2,805.20	3,437.72	10.70% #
ATHEX Select Index	3,397.83 #	3,378.66	19.17	0.57%	3,378.66	3,429.74	2,785.00	3,429.74	12.22% #
FTSE/Athex Market Index	526.41 #	523.23	3.18	0.61%	523.23	529.78	424.25	529.78	11.15% #
FTSE Med Index	4,984.32 #	4,982.09	2.23	0.04%			4,489.55	4,984.32	9.90% #
Athex Composite Index Total Return Index	1,509.83 #	1,499.97	9.86	0.66%	1,499.97	1,519.75	1,220.96	1,519.75	10.98% #
FTSE/Athex Large Cap Total Return	3,335.86 #	3,309.50	26.36	0.80%			2,707.58	3,335.86	12.34% #
FTSE/Athex Mid Cap Total Return	1,625.87 €	1,626.88	-1.01	-0.06%			1,313.08	1,626.88	16.96% #
FTSE/ATHEX-CSE Banking Total Return Index	394.31 #	386.12	8.19	2.12%			283.07	394.31	14.60% #
Hellenic Mid & Small Cap Index	1,349.95 #	1,348.62	1.33	0.10%	1,348.62	1,357.60	1,110.37	1,357.60	12.26% #
FTSE/Athex Banks	594.77 #	582.41	12.36	2.12%	582.41	600.92	405.46	600.92	14.60% #
FTSE/Athex Insurance	1,993.13 €	2,009.07	-15.94	-0.79%	1,989.14	2,017.05	1,909.42	2,072.85	4.38% #
FTSE/Athex Financial Services	783.31 €	790.41	-7.10	-0.90%	781.42	795.85	679.98	832.38	2.53% #
FTSE/Athex Industrial Goods & Services	3,541.31 #	3,506.33	34.98	1.00%	3,504.36	3,541.80	2,762.19	3,541.80	20.74% #
FTSE/Athex Retail	55.01 #	54.54	0.47	0.86%	54.54	56.08	46.54	56.08	10.97% #
FTSE/ATHEX Real Estate	5,005.62 €	5,025.49	-19.87	-0.40%	4,982.37	5,070.90	4,187.35	5,277.93	3.74% #
FTSE/Athex Consumer Goods & Services	8,939.62 #	8,850.48	89.14	1.01%	8,850.48	8,981.23	6,939.31	8,981.23	14.88% #
FTSE/Athex Food & Beverage	10,450.10 #	10,444.68	5.42	0.05%	10,391.95	10,548.24	9,045.03	10,548.24	5.71% #
FTSE/Athex Basic Resources	8,069.81 €	8,105.23	-35.42	-0.44%	7,999.70	8,196.92	5,233.31	8,196.92	31.13% #
FTSE/Athex Construction & Materials	3,226.33 #	3,224.71	1.62	0.05%	3,204.32	3,241.21	2,565.75	3,257.84	16.85% #
FTSE/Athex Energy	3,363.56 #	3,302.38	61.18	1.85%	3,302.38	3,383.61	2,835.10	3,417.93	13.45% #
FTSE/Athex Travel & Leisure	1,907.92 #	1,900.42	7.50	0.39%	1,889.45	1,924.05	1,540.34	1,924.05	10.13% #
FTSE/Athex Technology	1,174.38 €	1,179.33	-4.95	-0.42%	1,173.97	1,188.74	1,043.00	1,188.74	7.51% #
FTSE/Athex Telecommunications	3,879.70 €	3,895.07	-15.37	-0.39%	3,869.30	3,959.85	3,294.37	3,959.85	6.45% #
FTSE/Athex Utilities	5,288.73 #	5,257.47	31.26	0.59%	5,247.68	5,345.93	4,264.97	5,345.93	14.91% #
FTSE/Athex Health Care	461.85 ~	461.85	0.00	0.00%	461.85	461.85	396.54	503.84	4.21% #
Athex All Share Index	207.73 #	206.88	0.85	0.41%	207.73	207.73	175.88	207.73	10.76% #
Hellenic Corporate Bond Index	125.15 €	125.27	-0.12	-0.09%			122.29	125.27	2.53% #
Hellenic Corporate Bond Price Index	95.39 €	95.49	-0.10	-0.10%			93.98	95.49	1.65% #

Note 1: FTSE/Med 100, Hellenic Corporate Bond Price Index and Hellenic Corporate Bond Index closing prices refer to the previous trading day of 08/04/2021.

Note 2: The Hellenic Mid & Small Cap Index is a Customized index calculated by the Athens Exchange.

Analytic Figures for Athex Market's Boards and Categories

	Total Traded Securities	Main Market	Surveillance	Exchange Traded Funds (ETFs)
Totals	134	120	13	1
Gain / Lose / Same:	52 / 56 / 26	45 / 53 / 22	6 / 3 / 4	1 / 0 / 0
Athex Capitalisation (mill. €) **	59,153.01	58,809.17	343.84	
Daily Average Trans/ons Value(thou.€)	74,429.74	74,274.86	185.21	24.11
Transactions Value	88,396.67	88,076.19	207.73	112.76
Main Board:	87,066.21	86,745.72	207.73	112.76
Blocks Board 6_2_3:	1,330.47	1,330.47	0.00	0.00
Forced Sales Board:	0.00	0.00	0.00	0.00
Special Terms Board:	0.00	0.00	0.00	0.00
Daily Average Transactions Volume	37,637,499	36,514,456	1,175,103	1,229
Transactions Volume	56,215,460	54,621,962	1,588,278	5,220
Main Board:	56,123,710	54,530,212	1,588,278	5,220
Blocks Board 6_2_3:	91,750	91,750	0	0
Forced Sales Board:	0	0	0	0
Special Terms Board:	0	0	0	0
Daily Average Number of Trades	35,548	35,307	239	3
Number of Trades	42,858	42,548	306	4
Main Board:	42,855	42,545	306	4
Blocks Board 6_2_3:	3	3	0	0
Forced Sales Board:	0	0	0	0
Special Terms Board:	0	0	0	0

Trading Details by Athex Sectors and Financial Instruments (ETFs)

Code	Sectors	Gain / Lose / Same	Number of Trades	Transactions Volume	Transactions Value	% of Total Trans. Value
3010	- Banks	3 / 3 / 0	20,168	45,675,984	44,191,292.53	49.99%
5510	- Basic Resources	4 / 9 / 1	1,478	622,098	1,807,418.92	2.04%
5010	- Construction & Materials	6 / 5 / 2	2,663	1,499,591	4,254,960.54	4.81%
4020	- Consumer Products & Services	6 / 0 / 3	1,681	918,707	3,004,684.64	3.40%
6010	- Energy	2 / 2 / 0	1,385	311,014	3,073,968.26	3.48%
12000	- Financial Instruments	1 / 0 / 0	4	5,220	112,755.40	0.13%
3020	- Financial Services	2 / 1 / 1	602	1,478,262	686,200.45	0.78%
4510	- Food Beverage & Tobacco	3 / 3 / 2	223	37,866	639,901.22	0.72%
2010	- Health Care	1 / 1 / 1	84	42,965	38,511.02	0.04%
5020	- Industrial Goods & Service	6 / 10 / 5	3,091	1,986,752	5,425,382.76	6.14%
3030	- Insurance	0 / 1 / 1	119	20,673	101,028.06	0.11%
4030	- Media	1 / 0 / 1	52	33,614	10,746.52	0.01%
4520	- Personal Care, Drug & Grocery Stores	0 / 3 / 0	255	66,161	383,546.30	0.43%
3510	- Real Estate	4 / 3 / 2	1,139	389,861	2,347,419.09	2.66%
4040	- Retail	2 / 3 / 2	570	183,832	645,770.85	0.73%
1010	- Technology	4 / 4 / 2	824	329,795	873,033.96	0.99%
1510	- Telecommunications	1 / 3 / 1	2,825	902,951	7,616,697.39	8.62%
4050	- Travel & Leisure	4 / 3 / 1	1,835	813,968	6,152,750.67	6.96%
6510	- Utilities	2 / 2 / 1	3,860	896,146	7,030,605.99	7.95%

Top 10 best & worst performing Shares

Main Market

With positive Price change			With negative Price change		
	Closing price	change		Closing price	change
IDEAL GROUP SA (CR)	2.38	9.17% #	PIRAEUS FINANCIAL HOLD (CR)	0.2542	-13.54% €
AVE (CR)	0.33	8.55% #	LOGISMOS S.A. (CR)	1.1	-5.17% €
CENTRIC HOLDINGS (CR)	0.282	5.62% #	CENERGY HOLDINGS (CB)	2.4	-4.00% €
NATIONAL BANK (CR)	2.599	5.22% #	MOTODYNAMICS S.A. (CR)	1.32	-2.94% €
ELVALHALCOR (CR)	2.585	5.08% #	INTRACOM HOLDINGS (CR)	1.278	-2.14% €
TERNA ENERGY (CR)	12.7	4.44% #	MOUZAKIS (CR)	0.46	-2.13% €
HELLENIC PETROLEUM (CR)	5.87	3.71% #	GR. SARANTIS S.A. (CR)	8.81	-2.11% €
MARFIN INVESTMENT GROUP (CR)	0.026	3.59% #	ELINOIL S.A. (CR)	2	-1.96% €
ALPHA BANK (CR)	1.138	3.45% #	PROFILE SA (CR)	5.26	-1.87% €
REDS S.A. (CR)	1.5	3.45% #	ELLAKTOR (CR)	1.346	-1.75% €
With the highest Transactions Value			With the highest Transactions Volume		
	Value (thou. €)	change		Volume	change
ALPHA BANK (CR)	19,643.18	3.45% #	ALPHA BANK (CR)	17,300,459	3.45% #
NATIONAL BANK (CR)	12,375.01	5.22% #	PIRAEUS FINANCIAL HOLD (CR)	12,214,648	-13.54% €
EUROBANK HOLDINGS (CR)	8,623.32	-0.25% €	EUROBANK HOLDINGS (CR)	10,804,481	-0.25% €
OTE (CR)	7,174.45	-0.36% €	NATIONAL BANK (CR)	4,803,975	5.22% #
OPAP (CR)	5,955.73	0.41% #	MARFIN INVESTMENT GROUP (CR)	1,323,395	3.59% #
MYTILINEOS (CR)	3,335.53	1.47% #	CENTRIC HOLDINGS (CR)	593,026	5.62% #
PIRAEUS FINANCIAL HOLD (CR)	3,061.03	-13.54% €	ATTICA BANK S.A. (CR)	528,533	1.54% #
PPC (CR)	2,984.52	-1.38% €	OTE (CR)	512,086	-0.36% €
GEK TERNA (CR)	2,343.00	0.00% -	IKTINOS HELLAS SA (CR)	499,193	1.38% #
MOTOR OIL (CR)	2,336.82	1.04% #	OPAP (CR)	491,547	0.41% #

Note: Stocks that are not included in the "Low Dispersion" and "Under Supervision" categories, and the transactions value is more than 10,000 €.

Derivatives Summary

	Number of Trades	Volume	Open Interest
Index Futures	218	1,325	5,682
FTSE/Athex Large Cap	218	1,325	5,682
Stock Futures	2,433	40,589	404,231
ADMIE (IPTO) HOLDING S.A. (CR)	39	206	7,659
ALPHA BANK (CR)	649	25,724	120,266
ATTICA BANK S.A. (CR)	5	115	329
CC HBC AG (CR)	2	6	53
CENERGY HOLDINGS (CB)	53	186	8,018
ELLAKTOR (CR)	12	52	5,799
EUROBANK HOLDINGS (CR)	100	2,419	51,355
EYDAP S.A. (CR)	28	100	1,597
FOURLIS (CR)	48	140	1,182
GEK TERNA (CR)	148	1,139	10,258
HELLENIC EXCHANGES-A.S.E. (CR)	29	155	2,938
HELLENIC PETROLEUM (CR)	15	83	3,835
INTRACOM HOLDINGS (CR)	53	235	2,721
JUMBO SA (CR)	120	262	990
LAMDA DEVELOPMENT SA (CR)	71	266	3,907
MARFIN INVESTMENT GROUP (CR)	4	125	36,367
MOTOR OIL (CR)	56	249	3,085
MYTILINEOS (CR)	56	301	5,038
NATIONAL BANK (CR)	432	6,876	46,177
OPAP (CR)	30	137	2,670
OTE (CR)	90	303	6,347
P.P.A. S.A. (CR)	0	0	269
PIRAEUS FINANCIAL HOLD (CR)	13	430	56,379
PPC (CR)	201	461	17,697
TERNA ENERGY (CR)	114	452	2,278
TITAN CEMENT (CB)	8	26	1,027
VIOHALCO SA/NV (CB)	57	141	5,990
Index Options	9	82	2,213
FTSE/Athex Large Cap	9	82	2,213
Stock Options	7	40	532
ALPHA BANK (CR)	2	15	125
NATIONAL BANK (CR)	2	10	26
OPAP (CR)	0	0	3
OTE (CR)	1	5	48
PIRAEUS FINANCIAL HOLD (CR)	0	0	0
PPC (CR)	2	10	330
Total Derivatives Traded	2,667	42,036	412,658

Number of Outstanding Securities	Nominal Value	Dividends [1]			Date of Last Coupon		Note	Shares	Closing price	% change	Previous closing price/date	Open price	Price min	Price max	Last price	Avg price	Last Bid [7]	Last Ask [7]	P/E after tax	Year	Volume	Trades	Transactions Value[8]	Company Mkt Value (thou. €)	Year low	Year high	Sector[4]	
		2018	2019	2020	Dividend [2]	Right																						
24,319,250	0.300	---	---	---	09/07/2002	04/07/2007	5165	PROODEFTIKH SA (CR)	0.28	3.70 P	0.27	09/04/2021	0.27	0.27	0.28	0.28	0.273	4500@0.270	1803@0.280	---	---	15,500	7	4,230.00	6,809.39	0.18	0.3	50101010
13,582,223	1.35	---	---	---	24/06/2008	02/02/2016	4887	SIDMA STEEL (CR)	0.835	5.03 P	0.795	09/04/2021	0.81	0.81	0.835	0.835	0.824	300@0.800	30@0.830	---	---	2,300	8	1,895.50	11,341.16	0.59	0.835	55102010
766,000	1.00	---	---	---	01/07/2004	11/12/2012	5193	TRIA ALFA SA (CR)	7	---	7	09/04/2021	---	---	---	---	---	---	100@6.00	44.23	2019	---	---	---	5,856.90	7	7	55101020
245,000	1.00	---	---	---	19/07/2010	11/12/2012	5194	TRIA ALFA SA (PR)	2.02	---	2.02	09/04/2021	---	---	---	---	---	100@1.90	200@2.12	12.76	2019	---	---	---	5,856.90	1.41	2.8	55101020

Suspension Status

5,867,311	0.300	---	---	---	11/08/2010	28/04/2017	5243	DIONIC (CR)	0.11	---	0.11	30/06/2020	---	---	---	---	---	---	---	---	---	---	---	---	---	645.40	0.11	0.11	50205010
21,820,410	0.800	---	---	---	22/05/2008	02/08/2011	5174	EUROMEDICA SA (CR)	0.448	---	0.448	30/04/2018	---	---	---	---	---	---	---	---	---	---	---	---	---	9,775.54	0.448	0.448	20101010
66,948,210	0.300	---	---	---	22/09/2015	22/09/2015	5179	FOLLI FOLLIE (CR)	4.8	---	4.8	24/05/2018	---	---	---	---	---	---	---	---	---	---	---	---	---	321,351.41	4.8	4.8	40401030
12,417,000	0.310	0.0205	---	---	27/08/2019	28/08/2017	5233	MLS MULTIMEDIA SA (CR)	0.57	---	0.57	12/05/2020	---	---	---	---	---	---	---	---	---	---	---	---	---	7,077.69	0.57	0.57	10101015
33,301,715	0.320	---	---	---	27/06/2003	08/07/2009	5241	AEGEK (CR)	0.035	---	0.035	25/06/2020	---	---	---	---	---	---	---	---	---	---	---	---	---	1,165.56	0.035	0.035	50101010
77,126,446	0.340	---	---	---	23/05/2005	18/08/2011	5206	G.E. DIMITRIOU (CR)	0.0125	---	0.0125	30/04/2019	---	---	---	---	---	---	---	---	---	---	---	---	---	964.08	0.0125	0.0125	40202020
7,085,888	1.59	---	---	---	02/07/1996	06/09/2010	5216	ELVIEK (CR)	2.6	---	2.6	30/09/2019	---	---	---	---	---	---	---	---	---	---	---	---	---	18,423.31	2.6	2.6	35101010
25,179,640	0.600	---	---	---	08/08/1994	19/09/2000	5191	J.BOUTARIS & SON (CR)	0.026	---	0.026	01/10/2018	---	---	---	---	---	---	---	---	---	---	---	---	---	742.45	0.026	0.026	45101015
1,540,000	0.600	---	---	---	08/08/1994	19/09/2000	5192	J.BOUTARIS & SON (PR)	0.057	---	0.057	01/10/2018	---	---	---	---	---	---	---	---	---	---	---	---	---	742.45	0.057	0.057	45101015
31,543,600	0.420	---	---	---	19/07/2010	19/12/2018	5205	KRETA FARM SA (CR)	1.09	---	1.085	30/04/2019	---	---	---	---	---	---	---	---	---	---	---	---	---	34,382.52	1.085	1.09	45102020
23,935,280	0.300	---	---	---	29/06/2009	13/06/2000	5153	NAYTEMPORIKI PUBLISHING SA(CR)	0.107	---	0.107	02/10/2017	---	---	---	---	---	---	---	---	---	---	---	---	---	2,561.07	0.107	0.107	40301030
23,463,874	0.800	---	---	---	23/05/2003	21/12/1999	4918	NEORION SA (CR)	0.125	---	0.125	30/08/2012	---	---	---	---	---	---	---	---	---	---	---	---	---	2,932.98	0.125	0.125	50206030

Shares' Notes

Code	Note text
()	- Adjusted dividends.
*	- Last adjusted closing price.
[1]	- Net dividends.
[2]	- The "Date of Last Coupon" for New listings refers to the date company's stocks started to trade in Athex
[3]	- The Company Market Value is referred to the number of outstanding shares
[4]	- Sectors codification can be found in Appendix A
[5]	- The Market Value refers to the total number of shares listed (including their several classes) in the exchange by the company.
[6]	- P/E greater than 100
[7]	- Last view of the Order Book before the end of the trading session
[8]	- All Blocks Methods' Transactions Value are included.
4750	- Transfer to the Under Surveillance Category from 8/4/2011.
4887	- Transfer to the Surveillance Category as of 10/4/2012.
4912	- Transfer to the Surveillance Category as of 31/7/2012.
4918	- Suspension of trading as of 31/8/2012.
4955	- Transfer to the Surveillance Category as from 5/4/2013.
4957	- Transfer to the Surveillance Category as from 5/4/2013.
4958	- Transfer to the Surveillance Category as from 5/4/2013.
4959	- Transfer to the Surveillance Category as from 5/4/2013.
5093	- Transfer to the Surveillance Category as of 8/4/2015.
5112	- Transfer to the Surveillance Category as of 15/04/2016.
5115	- Transfer to the Surveillance Category as of 15/04/2016.
5141	- Transfer to the Surveillance Category as of 10/05/2017.
5153	- Suspension of trading as of 03/10/2017.
5160	- Transfer to the Surveillance Category as of 15/04/2016.
5162	- Transfer to the Under Supervision Category as of 21/12/2009.
5165	- Transfer to the Surveillance Category as of 15/02/2018.
5174	- Suspension of trading as of 02/05/2018.
5178	- Transfer to the Surveillance Category as of 11/05/2018.
5179	- Suspension of trading as of 25/05/2018.
5190	- Transfer to the Surveillance Category as of 10/04/2012.
5191	- Suspension of trading as of 02/10/2018.
5192	- Suspension of trading as of 02/10/2018.
5193	- Transfer to the Surveillance Category as of 25/10/2018.
5194	- Transfer to the Surveillance Category as of 25/10/2018.
5197	- Transfer to the Surveillance Category as of 07/11/2018.
5205	- Suspension of trading as of 02/05/2019.
5206	- Suspension of trading as of 02/05/2019.
5216	- Suspension of trading as of 01/10/2019.
5232	- Transfer to the Under Surveillance Category from 08/04/2011.
5233	- Suspension of trading as of 13/05/2020.
5241	- Suspension of trading as of 26/06/2020.
5243	- Suspension of trading as of 01/07/2020.
5245	- Transfer to the Surveillance Category as of 09/07/2020.
5246	- Transfer to the Surveillance Category as of 09/07/2020.
5248	- Transfer to the Surveillance Category as of 06/09/20116.
5251	- Transfer to the Surveillance Category as of 25/11/2011.

Securities Blocks Details

Securities	Block Volume	Price	Block Trade Value	Time of approval	Note
OTE (CR)	60,000	13.95	837,000.00	11:07:01	20
PIRAEUS FINANCIAL HOLD (CR)	1,500	0.260	390.00	11:24:17	18
JUMBO SA (CR)	30,250	16.30	493,075.00	17:00:42	20

Blocks Notes

9 - Method 6-1 / Special Fees

10 - Method 6-1 / Special Fees, SDS

14 - Method 6-3 / Settlement, Incomplete Buy and Sell

18 - Method 6-2 / SPOT 1

19 - Method 6-2 / SPOT 2

20 - Method 6-1 and Method 6-1 Same Day Settlement

21 - Other Pre-agreed

Shares Rights Details

Occured date	Exercise from	Exercise until	Trading until	Rights	Price min	Price max	Closing price	Last Bid	Last Ask	Volume	Trades	Transactions Value
--------------	---------------	----------------	---------------	---------------	-----------	-----------	---------------	----------	----------	--------	--------	--------------------

No Rights Transactions.

Securities Forced Sales

Securities	Category of Security	Transactions Volume	Number of Trades	Transactions Value	Note
------------	----------------------	------------------------	---------------------	-----------------------	------

No Forced Transactions.

Forced Sales Notes

- 1 - Normal Forced Sale.
- 2 - Forced Sales of Fixed Registered Shares.
- 3 - Forced Sales of Remaining Stock Fractions.

Forced Sales Registered Shares

Securities	Start Date	End Date	Initial Volume	Remaining Volume	Date	Avg price (day)	Avg price (period)	Number of Trades	Transactions Volume	Transactions Value
------------	------------	----------	----------------	------------------	------	-----------------	--------------------	------------------	---------------------	--------------------

No Fixed Registered Shares Forced Sales.

Forced Sales Notes

According to Decision 1/380/04.05.2008 of the Hellenic Republic Capital Market Commission, the certificated registered shares that have not been deposited to the issuer for dematerialisation, will be auctioned in the Athens Exchange by the supervising issuer. Forced sales procedure is held according to Article 99A of the Athens Exchange Rulebook. The average price of the period is calculated by dividing the Total transactions value by the Total volume and includes all the transactions made until the current date.

Exchange Traded Funds (ETFs) Characteristics

	Transactions Date (T)	Creation / Redemption	Units (T-1)	New Units (T-1)	Redemption Units (T-1)	Units (T) [1]	Fund Assets [2]	Net Unit Price	Dividend per Unit	Dividend Date
ALPHA ETF FTSE Athex Large Cap	12/04/2021	5,000	853,597	---	---	853,597	18,491,820.00	21.6634	0.81	01/07/2020

ETFs Notes

[1] - Units (T) = Units (T-1) + New Units (T-1) - Redemption Units (T-1)

[2] - The Creation / Redemption Units of T-1 are included.

Convertible Corporate Bonds - Regulated Market

Num Listed Bonds	Nominal price	Issue price	Today's Rate	Exp. Date	Duration (years)	Note	Coupon		Trading Unit	Corporate Bonds	Price min	Price max	Closing price	Previous closing price/date	Volume	Transactions Value	Last order			ear min	Year max
							Common	Preferred									Price	Buy / Sell	Date		
298,165	0.30	0.30	1.00	11/10/2025	9	---	19	---	1	FORTHNET S.A. (Convertible)	---	---	---	---	---	---	90.0000	S	09/03/2021	100.0000	100.0000

Corporate Bonds Notes

Transactions Volume = (Pieces) * (Nominal Price). Transactions Value = (Pieces) * (Nominal Price) * (price %) + (Accrued interest).

The price of a Bond is stated as a percentage (%) of Bond's Nominal Price.

Nominal Price in Euros (€), except if it is noted differently.

Non Convertible Corporate Bonds - Regulated Market

Num Listed Bonds	Nominal price	Issue price	Today's Rate	Exp. Date	Duration (years)	Note	Coupon		Trading Unit	Corporate Bonds	Accrued Int.	Yield.T.Mat	Price min	Price max	Closing price	Previous closing price/date	Volume	Transactions Value	Last order		ear min	Year max		
							Common	Preferred											Price	Buy / Sell			Date	
20,529	1,000.00	1,000.00	4.95	26/06/2023	5	---	6	---	1	B&F COMM. & GARM. INDUS. S.A. (Non Convertible)	14.7125	5.3320	95.5000	98.0000	97.7406	97.8990	09/04/2021	232,000	230,171.40	95.6200	B	12/04/2021	92.1501	98.0000
90,000	1,000.00	1,000.00	3.00	11/05/2023	5	---	6	---	1	CORAL A.E. (Non Convertible)	12.8333	1.4970	102.0000	102.8000	102.8000	102.8890	09/04/2021	76,000	78,752.33	102.3000	B	12/04/2021	101.5174	103.5000
120,000	1,000.00	1,000.00	3.95	04/04/2025	7	---	7	---	1	GEK TERNA S.A. (Non Convertible)	0.8778	2.3150	104.7000	105.0000	105.0000	103.5350	09/04/2021	194,000	203,360.29	104.7000	B	12/04/2021	103.3350	105.0000
200,000	1,000.00	1,000.00	3.60	12/03/2026	7	---	5	---	1	AEGEAN AIRLINES S.A. (Non Convertible)	3.3000	3.8280	97.8002	98.7000	97.8236	98.3230	09/04/2021	154,000	151,156.50	98.0001	B	12/04/2021	93.1501	99.9000
200,000	1,000.00	1,000.00	1.90	23/03/2028	7	---	1	---	1	MOTOR OIL CORINTH REFINERIES SA (Non Convertible)	1.1611	1.8370	100.3000	100.5000	100.3829	100.4290	09/04/2021	245,000	246,222.63	100.2500	B	12/04/2021	100.0000	100.5000
200,000	1,000.00	1,000.00	2.10	27/10/2027	7	---	1	---	1	O.P.A.P. S.A. (Non Convertible)	9.8583	1.7880	100.0874	101.7500	101.7500	101.8100	09/04/2021	45,000	46,137.00	101.1000	B	12/04/2021	99.3000	102.8500
175,000	1,000.00	1,000.00	3.40	26/07/2024	5	---	4	---	1	ATTICA HOLDINGS S.A. (Non Convertible)	7.3667	5.2030	93.0000	94.8690	94.0000	94.1030	09/04/2021	55,000	51,827.58	94.0000	B	12/04/2021	90.0310	94.9999
39,892,816	1.00	1.00	5.00	04/10/2021	5	---	19	---	1	HOUSEMARKET S.A. (Non Convertible)	0.0011	1.3720	---	---	---	101.6000	08/04/2021	---	---	101.6000	B	12/04/2021	101.6000	102.9900
150,000	1,000.00	1,000.00	2.60	22/10/2026	7	---	3	---	1	TERNA ENERGY FINANCE S.A. (Non Convertible)	12.5667	2.3280	100.6000	100.9000	100.9000	100.4630	09/04/2021	35,000	35,664.83	100.6000	B	12/04/2021	99.4000	103.0000
320,000	1,000.00	1,000.00	3.40	21/07/2027	7	---	2	---	1	LAMDA DEVELOPMENT S.A. (Non Convertible)	7.8389	3.1160	101.0000	101.7000	101.0926	101.1070	09/04/2021	286,000	291,236.02	101.0000	B	12/04/2021	99.0100	101.7000
500,000	1,000.00	1,000.00	2.75	03/07/2027	7	---	2	---	1	GEK TERNA S.A. (Non Convertible)	7.6389	2.8750	98.8000	99.2700	99.0000	99.1170	09/04/2021	25,000	24,945.67	98.8000	B	12/04/2021	97.8574	99.8765

Corporate Bonds Notes

Transactions Volume = (Pieces) * (Nominal Price). Transactions Value = (Pieces) * (Nominal Price) * (price %) + (Accrued interest).

The price of a Bond is stated as a percentage (%) of Bond's Nominal Price.

Nominal Price in Euros (€), except if it is noted differently.

Government Bonds

Number Listed Bonds	Nominal price	Today's Rate	Accrued Interest Calc	Exp. Date [1]	Duration (years)	Note	Coupons Date	Curr. coupon value	Trading Unit	Government Bonds	Price min	Price max	Closing price	Previous closing price/date	Volume	Transactions Value	Price	Last order Buy / Sell	Date
3,000,000	1,000.00	4.38	Actual/Actual	01/08/2022	5	---	01/08	4.38	1	GGB-FXD-010822-05Y-4.375-1.000	---	---	---	---	---	---	1.0000	B	28/11/2018
4,500,000	1,000.00	1.88	Actual/Actual	04/02/2035	15	---	04/02	1.88	1	GGB-FXD-040235-15Y-1.875-1.000	---	---	---	---	---	---	---	---	---
2,500,000	1,000.00	3.45	Actual/Actual	02/04/2024	5	---	02/04	3.45	1	GGB-FXD-020424-05Y-3.450-1.000	---	---	---	---	---	---	---	---	---
3,500,000	1,000.00	0.75	Actual/Actual	18/06/2031	10	---	18/06	0.75	1	GGB-FXD-180631-10Y-0.750-1.000	---	---	---	---	---	---	---	---	---
4,355,990,324	1.00	3.50	Actual/Actual	30/01/2023	5	---	01/02 - 31/01	3.50	1	GGB-FXD-300123-05Y-3.500-1.000	---	---	---	94.5720 13/07/2018	---	---	1.0000	B	28/11/2018
5,962,747,327	1.00	3.75	Actual/Actual	30/01/2028	10	---	/02 - 01/02 - 31/	3.75	1	GGB-FXD-300128-10Y-3.750-1.000	---	---	---	85.4610 13/07/2018	---	---	1.0000	B	28/11/2018
6,091,218,404	1.00	3.90	Actual/Actual	30/01/2033	15	---	/02 - 01/02 - 31/	3.90	1	GGB-FXD-300133-15Y-3.900-1.000	---	---	---	78.6730 13/07/2018	---	---	1.0000	B	28/11/2018
4,805,399,486	1.00	4.00	Actual/Actual	30/01/2037	19	---	/02 - 01/02 - 31/	4.00	1	GGB-FXD-300137-19Y-4.000-1.000	---	---	---	77.0370 13/07/2018	---	---	1.0000	B	28/11/2018
4,603,713,186	1.00	4.20	Actual/Actual	30/01/2042	24	---	/02 - 01/02 - 31/	4.20	1	GGB-FXD-300142-24Y-4.200-1.000	---	---	---	77.7640 13/07/2018	---	---	1.0000	B	28/11/2018
550,418,123	1.00	4.30	Actual/Actual	24/02/2023	11	---	24/02	4.30	1	GGB-FXD-240223-11Y-2.000-1.000	---	---	---	10.0000 22/06/2015	---	---	10.0000	B	11/07/2019
445,007,576	1.00	4.30	Actual/Actual	24/02/2024	12	---	24/02	4.30	1	GGB-FXD-240224-12Y-2.000-1.000	---	---	---	10.0000 22/06/2015	---	---	---	---	---
423,674,226	1.00	4.30	Actual/Actual	24/02/2025	13	---	24/02	4.30	1	GGB-FXD-240225-13Y-2.000-1.000	---	---	---	10.0000 22/06/2015	---	---	---	---	---
212,292,153	1.00	4.30	Actual/Actual	24/02/2026	14	---	24/02	4.30	1	GGB-FXD-240226-14Y-2.000-1.000	---	---	---	10.0000 22/06/2015	---	---	---	---	---
160,621,352	1.00	4.30	Actual/Actual	24/02/2027	15	---	24/02	4.30	1	GGB-FXD-240227-15Y-2.000-1.000	---	---	---	10.0000 22/06/2015	---	---	---	---	---
183,244,055	1.00	4.30	Actual/Actual	24/02/2028	16	---	24/02	4.30	1	GGB-FXD-240228-16Y-2.000-1.000	---	---	---	10.0000 22/06/2015	---	---	---	---	---
164,802,894	1.00	4.30	Actual/Actual	24/02/2029	17	---	24/02	4.30	1	GGB-FXD-240229-17Y-2.000-1.000	---	---	---	10.0000 22/06/2015	---	---	---	---	---
165,460,943	1.00	4.30	Actual/Actual	24/02/2030	18	---	24/02	4.30	1	GGB-FXD-240230-18Y-2.000-1.000	---	---	---	10.0000 22/06/2015	---	---	---	---	---
129,007,241	1.00	4.30	Actual/Actual	24/02/2031	19	---	24/02	4.30	1	GGB-FXD-240231-19Y-2.000-1.000	---	---	---	10.0000 22/06/2015	---	---	---	---	---
126,192,683	1.00	4.30	Actual/Actual	24/02/2032	20	---	24/02	4.30	1	GGB-FXD-240232-20Y-2.000-1.000	---	---	---	10.0000 22/06/2015	---	---	---	---	---
146,905,168	1.00	4.30	Actual/Actual	24/02/2033	21	---	24/02	4.30	1	GGB-FXD-240233-21Y-2.000-1.000	---	---	---	10.0000 22/06/2015	---	---	---	---	---
154,475,606	1.00	4.30	Actual/Actual	24/02/2034	22	---	24/02	4.30	1	GGB-FXD-240234-22Y-2.000-1.000	---	---	---	10.0000 22/06/2015	---	---	---	---	---
144,429,441	1.00	4.30	Actual/Actual	24/02/2035	23	---	24/02	4.30	1	GGB-FXD-240235-23Y-2.000-1.000	---	---	---	10.0000 22/06/2015	---	---	---	---	---
166,211,676	1.00	4.30	Actual/Actual	24/02/2036	24	---	24/02	4.30	1	GGB-FXD-240236-24Y-2.000-1.000	---	---	---	10.0000 22/06/2015	---	---	---	---	---
145,461,669	1.00	4.30	Actual/Actual	24/02/2037	25	---	24/02	4.30	1	GGB-FXD-240237-25Y-2.000-1.000	---	---	---	10.0000 22/06/2015	---	---	---	---	---
146,941,087	1.00	4.30	Actual/Actual	24/02/2038	26	---	24/02	4.30	1	GGB-FXD-240238-26Y-2.000-1.000	---	---	---	10.0000 22/06/2015	---	---	---	---	---
135,115,612	1.00	4.30	Actual/Actual	24/02/2039	27	---	24/02	4.30	1	GGB-FXD-240239-27Y-2.000-1.000	---	---	---	10.0000 22/06/2015	---	---	---	---	---
141,909,637	1.00	4.30	Actual/Actual	24/02/2040	28	---	24/02	4.30	1	GGB-FXD-240240-28Y-2.000-1.000	---	---	---	10.0000 22/06/2015	---	---	---	---	---
136,788,720	1.00	4.30	Actual/Actual	24/02/2041	29	---	24/02	4.30	1	GGB-FXD-240241-29Y-2.000-1.000	---	---	---	10.0000 22/06/2015	---	---	---	---	---
163,643,410	1.00	4.30	Actual/Actual	24/02/2042	30	---	24/02	4.30	1	GGB-FXD-240242-30Y-2.000-1.000	---	---	---	10.0000 22/06/2015	---	---	---	---	---
4,000,000	1,000.00	3.88	Actual/Actual	12/03/2029	10	---	12/03	3.88	1	GGB-FXD-120329-10Y-3.875-1.000	---	---	---	---	---	---	100.0000	B	15/10/2019
503,753	1,000.00	0.32	FLR Actual/360	16/09/2021	2	---	16/03 - 16/09	---	1	GGB-FLT-160921-02Y-0.319-1.000	---	---	---	---	---	---	---	---	---
3,000,000	1,000.00	3.38	Actual/Actual	15/02/2025	7	---	15/02	3.38	1	GGB-FXD-150225-07Y-3.375-1.000	---	---	---	---	---	---	---	---	---
250,250	1,000.00	2.90	Actual/Actual	20/03/2023	4	---	20/03	2.90	1	GGB-FXD-200323-04Y-2.900-1.000	---	---	---	---	---	---	---	---	---
964,000	1,000.00	3.25	Actual/Actual	20/03/2025	6	---	20/03	3.25	1	GGB-FXD-200325-06Y-3.250-1.000	---	---	---	---	---	---	---	---	---

Government Bonds Notes

Transactions Volume = (Pieces) * (Nominal Price). Transactions Value = (Pieces) * (Nominal Price) * (price %) + (Accrued interest).

The Value of current coupon for the issues with NV 0.01 euro refers to NV 100 euros

FLR: Floating Interest Rate.

[1] - The Expiration Date of the interest bearing period and the Date for coupon payment.

Government Bonds

Number Listed Bonds	Nominal price	Today's Rate	Accrued Interest Calc	Exp. Date [1]	Duration (years)	Note	Coupons Date	Curr. coupon value	Trading Unit	Government Bonds	Price min	Price max	Closing price	Previous closing price/date	Volume	Transactions Value	Price	Last order Buy / Sell	Date
2,100,000	1,000.00	3.55	Actual/Actual	20/03/2026	7	---	20/03	3.55	1	GGB-FXD-200326-07Y-3.550-1.000	---	---	---	---	---	---	---	---	---
5,500,000	1,000.00	1.50	Actual/Actual	18/06/2030	10	---	18/06	1.50	1	GGB-FXD-180630-10Y-1.500-1.000	---	---	---	---	---	---	---	---	---
5,364,250	1,000.00	3.25	Actual/Actual	20/03/2050	30	---	20/03	3.25	1	GGB-FXD-200350-30Y-3.250-1.000	---	---	---	---	---	---	---	---	---
2,000,000	1,000.00	2.00	Actual/Actual	22/04/2027	7	---	22/04	2.00	1	GGB-FXD-220427-07Y-2.000-1.000	---	---	---	---	---	---	99.9000	B	22/04/2020
2,500,000	1,000.00	1.88	Actual/Actual	23/07/2026	7	---	23/07	1.88	1	GGB-FXD-230726-07Y-1.875-1.000	---	---	---	---	---	---	---	---	---
2,500,000	1,000.00	1.88	Actual/Actual	24/01/2052	30	---	24/01	1.88	1	GGB-FXD-240152-30Y-1.875-1.000	---	---	---	---	---	---	---	---	---

Government Bonds Notes

Transactions Volume = (Pieces) * (Nominal Price). Transactions Value = (Pieces) * (Nominal Price) * (price %) + (Accrued interest).

The Value of current coupon for the issues with NV 0.01 euro refers to NV 100 euros

FLR: Floating Interest Rate.

[1] - The Expiration Date of the interest bearing period and the Date for coupon payment.

Treasury Bills & Zero Coupon Government Bonds

Issue Date	13-Week Maturity									26-Week Maturity									52-Week Maturity								
	Exp. Date	Initial Rate	Num Listed Bonds	Nominal price	Issue price	Last Trade Price	Last Trade Date	Volume Traded	Note	Exp. Date	Initial Rate	Num Listed Bonds	Nominal price	Issue price	Last Trade Price	Last Trade Date	Volume Traded	Note	Exp. Date	Initial Rate	Num Listed Bonds	Nominal price	Issue price	Last Trade Price	Last Trade Date	Volume Traded	Note
12/06/2020	---	---	---	---	---	---	---	---	---	---	---	---	---	---	---	---	---	---	11/06/2021	0.25	1,600,000	1,000.00	997.49	---	---	---	---
11/09/2020	---	---	---	---	---	---	---	---	---	---	---	---	---	---	---	---	---	---	10/09/2021	0.00	1,000,000	1,000.00	1,000.00	---	---	---	---
11/12/2020	---	---	---	---	---	---	---	---	---	---	---	---	---	---	---	---	---	---	10/12/2021	-0.26	1,000,000	1,000.00	1,002.60	---	---	---	---
12/03/2021	---	---	---	---	---	---	---	---	---	---	---	---	---	---	---	---	---	---	11/03/2022	-0.22	1,000,000	1,000.00	1,002.24	---	---	---	---

Bonds in Circulation	Currency / Min nominal traded Value	Coupons Payment Date	Current Coupon Value	Note	Coupon	Trading Unit	Issue Date	Duration (years)	Today's Interest	A.I.C in days	Bonds	Last price of previous days		Last Outcry in Cash (euro)			Trades in Pieces	Life min	Life Max
												Price	05/02/1996	Buy / Sell	Date				
Corporate Bonds in Foreign Currency and Euro																			
103,746	GBP / 10	01/12	0.25	---	62	1	01/12/1930	98	2.5	360	National Mortgage Bank	2.27	05/02/1996	2.27	S	05/02/1996	---	2.27	2.27
0	GBP / 10	01/12	0.25	---	64	1	01/12/1928	100	2.5	360	National Mortgage Bank	---	---	---	---	---	---	---	---

Government Bonds Notes

A.I.C: Accrued Interest Calculation base.

FLR: Floating Interest Rate.

The minimum tradeable Nominal Value for all Demeterialised Government Titles is 100 Euros.

(μτφρ-0)

Athex & ATHEXClear Members List

Member Name				Stock Market			Derivatives Market		ATHEXClear Member	
	Address	Phone	Fax	Market Member	Remote Member	Market Maker	Proprietary	Market Maker	General Clearing	Direct Clearing
A. SARRIS SECURITIES S.A.				a						
6, ΔΡΑΓΑΤΣΑΝΙΟΥ 6 ΑΘΗΝΑ	2103367700									
AEONIC SECURITIES C.I.F. P.L.C.				a	a					
, ΛΑΪΟΥ 6, ΓΡ. 301B, ANNA COURT	35725337600									
ALPHA BANK A.E.									a	
103, AVE. ATHINON ΑΘΗΝΑ	+30 2103436820	210-3436270								
40, ΣΤΑΔΙΟΥ STR ΑΘΗΝΑ	(210)-3265546	(210)-3265811								
	(210)-3260000	(210)-3264116								
ALPHA FINANCE INVESTMENT SERVICES S.A.				a		a	a	a		a
5, ΜΕΡΑΙΝ 5 ΑΘΗΝΑ	2103677400									
ARGUS STOCKBROKERS LTD				a	a		a			
25 , 25 ΛΕΩΦΟΡΟΣ ΔΗΜΟΣΘΕΝΗ ΣΕΒΕΡΗ	0035722717000									
ATLANTIC SECURITIES LTD				a	a					
37, ΠΡΟΔΡΟΜΟΥ 37	0035722445400									
AXON SECURITIES S.A.				a			a			
48, ΣΤΑΔΙΟΥ 48 ΑΘΗΝΑ	2103363800									
BETA SECURITIES S.A.				a		a	a			a
29 , ΑΛΕΞΑΝΔΡΑΣ 29 ΑΘΗΝΑ	2106478930									
BNP PARIBAS SECURITIES SERVICES									a	
2, ΛΑΜΨΑΚΟΥ 2 ΑΘΗΝΑ	2107468500									
BOFA SECURITIES EUROPE SA				a	a					
, 112 AVENUE KL?BER 75116	+33 153655555									
CAPITAL SECURITIES S.A.				a			a			
58, ΜΗΤΡΟΠΟΛΕΩΣ 58 ΑΘΗΝΑ	2103369700									
CFS SECURITIES INVESTMENT SERVICES S.A.				a						
3, ΠΑΠΑΡΡΗΓΟΠΟΥΛΟΥ 3 ΑΘΗΝΑ	2103360800									
CITIGROUP GLOBAL MARKETS EUROPE AG				a	a					
16, REUTERWEG 16 FRANKFURT	+49 691366-0									
CITIGROUP GLOBAL MARKETS LIMITED				a						
1, 33 CANADA SQUARE -CANARY WHARF	+44 02079864000									
CREDIT SUISSE SECURITIES (EUROPE) LIMITED				a						
1, ONE CABOT SQUARE LONDON	+44 2078888888									
CREDIT SUISSE SECURITIES SOCIEDAD DE VALORES SA				a	a					
, CALLE AYALA 42, 3A PLANTA-B MADRID	+34917916000									
CYCLOS SECURITIES S.A.				a			a			
39, ΠΑΝΕΠΙΣΤΗΜΙΟΥ 39 ΑΘΗΝΑ	2103364300									
DEUTSCHE BANK S.A.					a					
1, GREAT WINCHESTER STREET LONDON	+44 20 754 54209	00441133361437								
DYNAMIC SECURITIES S.A.				a			a			a
, ΤΡΑΛΛΕΩΝ 2 & Λ.ΣΥΓΓΡΟΥ 223 ΝΕΑ ΣΜΥΡΝΗ	2103677700									
EUROBANK EQUITIES INVESTMENT FIRM S.A				a		a	a	a		a
, ΦΙΛΕΛΛΗΝΩΝ 10 & ΞΕΝΟΦΩΝΤΟΣ 13 ΑΘΗΝΑ	2103720425									
EUROBANK S.A.									a	
, ΟΘΩΝΟΣ 8 ΑΘΗΝΑ	2103337000									
EUROCORP INVESTMENT SERVICES S.A.				a			a			a
14, ΠΛ.ΦΙΛΙΚΗΣ ΕΤΑΙΡΕΙΑΣ 14 ΑΘΗΝΑ	2107263600									
EUROTRUST INVESTMENT FIRM SA				a						
113, ΣΕΒΑΣΤΟΥΠΟΛΕΩΣ 113 ΑΘΗΝΑ	2103363100									
EUROXX SECURITIES S.A.				a		a	a	a		a
7, ΠΑΛΕΟΛΟΓΟΥ CHALANDRI	+30 2106879400	210-6879401								
7, ΠΑΛΑΙΟΛΟΓΟΥ CHALANDRI	(210)-6879400	(210)-6879401								
G. A. PERVANAS SECURITIES- INVESTMENT SERVICES S.A.				a						
7-9, ΣΟΦΟΚΛΕΟΥΣ 7-9 ΑΘΗΝΑ	2103727200									
GLOBAL CAPITAL SECURITIES & FINANCIAL SERVICES LTD				a	a					
50, ΛΑΡΧΙΕΠΙΣΚΟΠΟΥ ΜΑΚΑΡΙΟΥ Γ50	0035722710710									
HELLENIC AMERICAN SECURITIES S.A.				a		a	a			a
27, ΑΝΔΡΕΑ ΠΑΠΑΝΔΡΕΟΥ 27 ΜΑΡΟΥΣΙ	2103311100									
HELLENIC BANK (INVESTMENTS) LTD					a					
, AVE.KYRIAKΟΥ MATSI 31 - PO BOX 24747 NICOSIA	+357 22500100	357 22500110								
HSBC CONTINENTAL EUROPE									a	
109-111, Α.ΜΕΣΟΓΕΙΩΝ 109-111	2106960000									
INDEX SECURITIES S.A.				a						
6, ΔΡΑΓΑΤΣΑΝΙΟΥ 6 ΑΘΗΝΑ	2103213920									

Athex & ATHEXClear Members List

Member Name				Stock Market			Derivatives Market		ATHEXClear Member	
	Address	Phone	Fax	Market Member	Remote Member	Market Maker	Proprietary	Market Maker	General Clearing	Direct Clearing
J. CHR. MAVRIKIS SECURITIES S.A.				a						
5, ΣΟΦΟΚΛΕΟΥΣ 5 ATHINA	2103216730									
KAPPA SECURITIES S.A.				a			a			
15, ΒΑΛΑΩΡΙΤΟΥ 15 ATHINA	2103678600									
KARAMANOF SECURITIES & INVESTMENT SERVICES S.A.				a						
2, ΠΛ.ΑΓ.ΘΕΟΔΩΡΩΝ 2 ATHINA	2103212947									
LAIKI FINANCIAL SERVICES LTD					a					
26, AVE. VYRONOS NICOSIA	357 22367367	357 22718567								
LEON DEPOLAS SECURITIES S.A.				a		a	a			
1, ΧΡΗΣΤΟΥ ΛΑΔΑ 1 ATHINA	2103213276 -28									
MEGA EQUITY SECURITIES & FINANCIAL SERVICES PUBLIC LTD				a	a		a			
42-44, ΛΕΩΦ.ΓΡΙΒΑ ΔΙΓΕΝΗ 42-44	0035722711711									
MERIT SECURITIES S.A				a		a	a			a
5, ΣΟΦΟΚΛΕΟΥΣ 5 ATHINA	2103671880									
MERRILL LYNCH INTERNATIONAL				a						
2, 2 KING EDWARD STREET LONDON	+44 20276281000									
N. CHRYSOCHOIDIS SECURITIES S.A.				a			a			a
7-9, ΣΟΦΟΚΛΕΟΥΣ 7-9 ATHINA	2103213913									
NATIONAL BANK OF GREECE S.A.				a		a	a		a	
86, ΑΙΟΛΟΥ STR. ATHINA	(210)-3341000	(210)-3228187								
68, ΑΚΑΔΙΜΙΑΣ STR. ATHINA	(210)-3328817	(210)-3328678								
NATIONAL SECURITIES S.A.				a		a	a	a		
66, ΛΕΩΦ. ΚΗΦΙΣΙΑΣ 66 (ΚΤΗΡΙΟ Α) MAROUSI	2103328784									
NUNTIUS BROKERAGE AND INVESTMENT SERVICES S.A				a						
6, ΔΡΑΓΑΤΣΑΝΙΟΥ 6 ATHINA	2103350599									
ONE PLUS CAPITAL LIMITED				a	a					
, 75 PRODROMOU AVENUE NICOSIA 1307	35722873760									
OPTIMA BANK S.A.				a		a	a	a	a	
32, ΑΙΓΙΑΛΕΙΑΣ 32 & ΠΑΡΑΔΕΙΣΟΥ MAROUSI	2108173111									
PANTELAKIS SECURITIES S.A.				a		a	a	a		
57, ΕΘΝΙΚΗΣ ΑΝΤΙΣΤΑΣΕΩΣ 57, ΚΤΙΡΙΟ Β CHALANDRI	2106965000									
PEGASUS SECURITIES S.A				a			a			
17, ΒΑΛΑΩΡΙΤΟΥ 17 & ΑΜΕΡΙΚΗΣ ATHINA	2103670700									
PIRAEUS BANK S.A.				a			a		a	
, ΑΜΕΡΙΚΗΣ 4 ATHINA	2103335000									
PIRAEUS SECURITIES S. A.				a		a	a	a		a
10, ΣΤΑΔΙΟΥ 10 ATHINA	2103354100									
PROCHOICE SECURITIES LTD				a	a					
57, ΛΕΩΦ.ΣΠΥΡΟΥ ΚΥΠΡΙΑΝΟΥ 57, ΑΚΙΝΗΤΑ Φ	035724661192									
SHARELINK SECURITIES & FINANCIAL SERVICES LTD				a	a		a			
6, HOUSE-ΘΕΟΤΟΚΗ 6 ΜΕΓΑΡΟ ΕΛΛΗΝΑ	+357 22554200									
SOCIETE GENERALE S.A.				a	a		a			
, 17 COURS VALMY, CEDEX	+157290504									
SOLIDUS SECURITIES S.A				a			a			a
64, ΛΟΥΙΖΗΣ ΠΙΑΝΚΟΥΡ 64 ATHINA	2106900600									
ST. EM. LAVRENTAKIS SECURITIES S.A.				a			a			
7-9, ΣΟΦΟΚΛΕΟΥΣ 7-9 ATHINA	2103213336									
THE CYPRUS INVESTMENT & SECURITIES CORPORATION LTD				a	a					
154, ΛΕΩΦ. ΚΥΡΗΝΕΙΑΣ	0035722121700									
UBS EUROPE SE				a	a					
, OPERNTURM, BOCKENHEIMER LANDSTRASSE 2-4	496921790									
UBS LIMITED					a					
1, FINSBURY AVENUE LONDON	+44 2075687135									

List of Stocks under Market Making operations

Securities	Market Maker	Start Market Making	Stock Category
MLS MULTIMEDIA SA (CR)			Suspension Status
	PIRAEUS SECURITIES S. A.	01/08/2019	
ALPHA ETF FTSE Athex Large Cap			Exchange Traded Funds (ETFs)
	ALPHA FINANCE INVESTMENT SERVICES S.A.	02/01/1900	
	NATIONAL SECURITIES S.A.	02/01/1900	
ADMIE (IPTO) HOLDING S.A. (CR)			Main Market
	HELLENIC AMERICAN SECURITIES S.A.	09/03/2020	
	PIRAEUS SECURITIES S. A.	29/06/2017	
AEGEAN AIRLINES (CR)			Main Market
	EUROBANK EQUITIES INVESTMENT FIRM S.A	22/09/2020	
ALPHA BANK (CR)			Main Market
	ALPHA FINANCE INVESTMENT SERVICES S.A.	29/02/2016	
	EUROBANK EQUITIES INVESTMENT FIRM S.A	22/10/2006	
	HELLENIC AMERICAN SECURITIES S.A.	25/07/2014	
	LEON DEPOLAS SECURITIES S.A.	04/01/2016	
	MERIT SECURITIES S.A	03/09/2012	
	NATIONAL SECURITIES S.A.	02/01/1900	
	PIRAEUS SECURITIES S. A.	28/05/2009	
ANDROMEDA SA (CR)			Main Market
	BETA SECURITIES S.A.	15/02/2021	
AS COMPANY SA (CR)			Main Market
	EUROBANK EQUITIES INVESTMENT FIRM S.A	01/04/2019	
ATTICA BANK S.A. (CR)			Main Market
	EUROBANK EQUITIES INVESTMENT FIRM S.A	11/11/2019	
	EUROXX SECURITIES S.A.	22/01/2016	
	PIRAEUS SECURITIES S. A.	20/09/2017	
ATTICA HOLDINGS (CR)			Main Market
	HELLENIC AMERICAN SECURITIES S.A.	28/12/2017	
AUTOHELLAS SA (CR)			Main Market
	ALPHA FINANCE INVESTMENT SERVICES S.A.	01/07/2019	
	EUROXX SECURITIES S.A.	02/07/2018	
AVAX S.A. (CR)			Main Market
	EUROBANK EQUITIES INVESTMENT FIRM S.A	14/12/2015	
	PIRAEUS SECURITIES S. A.	01/02/2021	
AVE (CR)			Main Market
	EUROXX SECURITIES S.A.	05/06/2020	
BRIO PROPERTIES (CR)			Main Market
	EUROBANK EQUITIES INVESTMENT FIRM S.A	09/09/2019	
	LEON DEPOLAS SECURITIES S.A.	22/02/2021	
BYTE COMPUTER SA (CR)			Main Market
	MERIT SECURITIES S.A	04/08/2008	
CC HBC AG (CR)			Main Market
	BETA SECURITIES S.A.	08/03/2021	
	NATIONAL SECURITIES S.A.	02/01/1900	
	PIRAEUS SECURITIES S. A.	04/05/2015	
CENERGY HOLDINGS (CB)			Main Market
	ALPHA FINANCE INVESTMENT SERVICES S.A.	02/01/2016	
	EUROBANK EQUITIES INVESTMENT FIRM S.A	02/01/2016	
CNL CAPITAL (CR)			Main Market
	MERIT SECURITIES S.A	01/10/2018	
EKTER SA (CR)			Main Market
	EUROBANK EQUITIES INVESTMENT FIRM S.A	16/10/2017	
	LEON DEPOLAS SECURITIES S.A.	21/05/2018	
ELASTRON (CR)			Main Market
	LEON DEPOLAS SECURITIES S.A.	20/02/2017	
ELLAKTOR (CR)			Main Market
	ALPHA FINANCE INVESTMENT SERVICES S.A.	18/03/2019	
	EUROBANK EQUITIES INVESTMENT FIRM S.A	01/06/2012	
	EUROXX SECURITIES S.A.	24/09/2018	
	NATIONAL SECURITIES S.A.	02/01/1900	
	PIRAEUS SECURITIES S. A.	22/10/2018	
ELTON SA (CR)			Main Market
	BETA SECURITIES S.A.	03/09/2012	
	LEON DEPOLAS SECURITIES S.A.	01/04/2019	
ELVALHALCOR (CR)			Main Market
	ALPHA FINANCE INVESTMENT SERVICES S.A.	07/05/2018	
	EUROBANK EQUITIES INVESTMENT FIRM S.A	07/05/2018	
ELVE SA (CR)			Main Market
	LEON DEPOLAS SECURITIES S.A.	02/11/2020	

List of Stocks under Market Making operations

Securities	Stock Category
Market Maker	Start Market Making
ENTERSOFT (CR)	Main Market
EUROBANK EQUITIES INVESTMENT FIRM S.A	22/06/2020
EUROBANK HOLDINGS (CR)	Main Market
ALPHA FINANCE INVESTMENT SERVICES S.A.	09/01/2006
EUROBANK EQUITIES INVESTMENT FIRM S.A	01/06/2012
HELLENIC AMERICAN SECURITIES S.A.	25/07/2014
LEON DEPOLAS SECURITIES S.A.	30/11/2018
MERIT SECURITIES S.A	06/11/2017
NATIONAL SECURITIES S.A.	02/01/1900
PIRAEUS SECURITIES S. A.	28/09/2009
EUROPEAN RELIANCE INSUR. (CR)	Main Market
PANTELAKIS SECURITIES S.A.	15/07/2019
EYDAP S.A. (CR)	Main Market
ALPHA FINANCE INVESTMENT SERVICES S.A.	27/01/2020
EUROBANK EQUITIES INVESTMENT FIRM S.A	10/06/2019
FOURLIS (CR)	Main Market
EUROBANK EQUITIES INVESTMENT FIRM S.A	01/12/2016
PIRAEUS SECURITIES S. A.	06/03/2017
GEK TERNA (CR)	Main Market
BETA SECURITIES S.A.	08/03/2021
PIRAEUS SECURITIES S. A.	29/08/2019
GR. SARANTIS S.A. (CR)	Main Market
BETA SECURITIES S.A.	14/05/2012
EUROBANK EQUITIES INVESTMENT FIRM S.A	24/10/2016
HELLENIC EXCHANGES-A.S.E. (CR)	Main Market
HELLENIC AMERICAN SECURITIES S.A.	01/09/2014
NATIONAL SECURITIES S.A.	02/01/1900
PIRAEUS SECURITIES S. A.	04/05/2015
HELLENIC PETROLEUM (CR)	Main Market
HELLENIC AMERICAN SECURITIES S.A.	14/09/2015
PIRAEUS SECURITIES S. A.	20/03/2017
IKTINOS HELLAS SA (CR)	Main Market
ALPHA FINANCE INVESTMENT SERVICES S.A.	01/04/2019
EUROBANK EQUITIES INVESTMENT FIRM S.A	25/02/2019
NATIONAL SECURITIES S.A.	02/01/1900
INTERCONTINENTAL (CR)	Main Market
LEON DEPOLAS SECURITIES S.A.	03/06/2019
INTRACOM HOLDINGS (CR)	Main Market
LEON DEPOLAS SECURITIES S.A.	08/10/2018
JUMBO SA (CR)	Main Market
BETA SECURITIES S.A.	01/02/2021
EUROBANK EQUITIES INVESTMENT FIRM S.A	25/05/2020
MERIT SECURITIES S.A	06/11/2017
PIRAEUS SECURITIES S. A.	06/03/2017
KARAMOLEGOS SA (CR)	Main Market
EUROXX SECURITIES S.A.	04/10/2019
KLOUKINAS - LAPPAS SA (CR)	Main Market
BETA SECURITIES S.A.	22/09/2014
KRI-KRI S.A. (CR)	Main Market
EUROBANK EQUITIES INVESTMENT FIRM S.A	07/05/2018
LEON DEPOLAS SECURITIES S.A.	16/01/2017
LAMDA DEVELOPMENT SA (CR)	Main Market
EUROBANK EQUITIES INVESTMENT FIRM S.A	08/12/2014
PANTELAKIS SECURITIES S.A.	06/11/2017
PIRAEUS SECURITIES S. A.	29/06/2017
LAMPSA HOTEL SA (CR)	Main Market
LEON DEPOLAS SECURITIES S.A.	16/01/2017
MARFIN INVESTMENT GROUP (CR)	Main Market
EUROBANK EQUITIES INVESTMENT FIRM S.A	23/03/2015
PIRAEUS SECURITIES S. A.	02/02/2009
MOTOR OIL (CR)	Main Market
BETA SECURITIES S.A.	08/03/2021
EUROBANK EQUITIES INVESTMENT FIRM S.A	22/10/2006
HELLENIC AMERICAN SECURITIES S.A.	01/09/2014
LEON DEPOLAS SECURITIES S.A.	01/04/2019
MERIT SECURITIES S.A	25/02/2019
NATIONAL SECURITIES S.A.	02/01/1900
PIRAEUS SECURITIES S. A.	04/05/2015

List of Stocks under Market Making operations

Securities	Market Maker	Start Market Making	Stock Category
MYTILINEOS (CR)			Main Market
	ALPHA FINANCE INVESTMENT SERVICES S.A.	15/04/2019	
	EUROBANK EQUITIES INVESTMENT FIRM S.A	20/09/2017	
	MERIT SECURITIES S.A	25/02/2019	
	NATIONAL SECURITIES S.A.	02/01/1900	
	PIRAEUS SECURITIES S. A.	04/05/2015	
NATIONAL BANK (CR)			Main Market
	ALPHA FINANCE INVESTMENT SERVICES S.A.	09/01/2006	
	BETA SECURITIES S.A.	01/02/2021	
	EUROBANK EQUITIES INVESTMENT FIRM S.A	22/10/2006	
	HELLENIC AMERICAN SECURITIES S.A.	25/07/2014	
	LEON DEPOLAS SECURITIES S.A.	20/05/2015	
	MERIT SECURITIES S.A	03/09/2012	
	NATIONAL SECURITIES S.A.	02/01/1900	
	PIRAEUS SECURITIES S. A.	08/09/2008	
OPAP (CR)			Main Market
	ALPHA FINANCE INVESTMENT SERVICES S.A.	09/01/2006	
	EUROBANK EQUITIES INVESTMENT FIRM S.A	22/10/2006	
	HELLENIC AMERICAN SECURITIES S.A.	25/07/2014	
	MERIT SECURITIES S.A	20/03/2017	
	NATIONAL SECURITIES S.A.	02/01/1900	
	PIRAEUS SECURITIES S. A.	04/05/2015	
OTE (CR)			Main Market
	ALPHA FINANCE INVESTMENT SERVICES S.A.	09/01/2006	
	EUROBANK EQUITIES INVESTMENT FIRM S.A	22/10/2006	
	HELLENIC AMERICAN SECURITIES S.A.	25/07/2014	
	LEON DEPOLAS SECURITIES S.A.	20/04/2015	
	MERIT SECURITIES S.A	20/03/2017	
	NATIONAL SECURITIES S.A.	02/01/1900	
	PIRAEUS SECURITIES S. A.	08/09/2008	
P.P.A. S.A. (CR)			Main Market
	EUROBANK EQUITIES INVESTMENT FIRM S.A	06/02/2019	
PAPOUTSANIS (CR)			Main Market
	ALPHA FINANCE INVESTMENT SERVICES S.A.	19/11/2018	
	BETA SECURITIES S.A.	25/11/2013	
PETROPOULOS PETROS (CR)			Main Market
	EUROBANK EQUITIES INVESTMENT FIRM S.A	01/04/2019	
	PANTELAKIS SECURITIES S.A.	16/03/2020	
PIRAEUS FINANCIAL HOLD (CR)			Main Market
	ALPHA FINANCE INVESTMENT SERVICES S.A.	15/04/2019	
	EUROBANK EQUITIES INVESTMENT FIRM S.A	22/10/2006	
	EUROXX SECURITIES S.A.	15/02/2016	
	HELLENIC AMERICAN SECURITIES S.A.	25/07/2014	
	LEON DEPOLAS SECURITIES S.A.	30/11/2018	
	MERIT SECURITIES S.A	16/09/2013	
	NATIONAL SECURITIES S.A.	02/01/1900	
	PIRAEUS SECURITIES S. A.	16/02/2009	
PLAISIO COMPUTERS SA (CR)			Main Market
	EUROBANK EQUITIES INVESTMENT FIRM S.A	02/03/2015	
PPC (CR)			Main Market
	ALPHA FINANCE INVESTMENT SERVICES S.A.	09/01/2006	
	BETA SECURITIES S.A.	01/02/2021	
	EUROBANK EQUITIES INVESTMENT FIRM S.A	22/10/2006	
	HELLENIC AMERICAN SECURITIES S.A.	01/09/2014	
	MERIT SECURITIES S.A	06/11/2017	
	NATIONAL SECURITIES S.A.	02/01/1900	
	PIRAEUS SECURITIES S. A.	28/09/2009	
PROFILE SA (CR)			Main Market
	PANTELAKIS SECURITIES S.A.	01/07/2019	
QUEST HOLDINGS (CR)			Main Market
	BETA SECURITIES S.A.	26/03/2018	
	EUROBANK EQUITIES INVESTMENT FIRM S.A	28/01/2019	
SPIROY AGRICULTURE SA (CR)			Main Market
	EUROBANK EQUITIES INVESTMENT FIRM S.A	02/09/2019	
TERNA ENERGY (CR)			Main Market
	BETA SECURITIES S.A.	08/03/2021	
	PIRAEUS SECURITIES S. A.	09/12/2019	

List of Stocks under Market Making operations

Securities	Market Maker	Start Market Making	Stock Category
THRACE PLASTICS SA (CR)			
	ALPHA FINANCE INVESTMENT SERVICES S.A.	26/03/2018	Main Market
	EUROBANK EQUITIES INVESTMENT FIRM S.A	26/03/2018	
TITAN CEMENT (CB)			
	BETA SECURITIES S.A.	01/02/2021	Main Market
	EUROBANK EQUITIES INVESTMENT FIRM S.A	06/11/2019	
	PIRAEUS SECURITIES S. A.	18/01/2021	
UNIBIOS (CR)			
	LEON DEPOLAS SECURITIES S.A.	01/02/2021	Main Market
VIOHALCO SA/NV (CB)			
	ALPHA FINANCE INVESTMENT SERVICES S.A.	11/03/2008	Main Market
	EUROBANK EQUITIES INVESTMENT FIRM S.A	04/03/2014	
	MERIT SECURITIES S.A	17/03/2014	

Underlying Asset				Derivatives Market													
Price max	Price min	Closing price	change	Delivery Month	Open price	Price max	Price min	Last price	Closing price	Last Bid	Last Ask	Fixing price*	Life high	Life low	Trades	Volume	Open Interest
FTSE/Athex Large Cap (Trade Unit: 1 Index Point x 2€, Cash Settlement)																	
2,186.78	2,156.14	2,173.32	0.80%	April 2021	2,165.00	2,189.00	2,163.00	2,178.00	2,178.00	---	---		2,189.00	---	127	647	5,346
				May 2021	2,158.00	2,189.00	2,158.00	2,178.00	2,178.00	---	---		2,189.00	---	89	658	335
				June 2021	2,168.25	2,168.25	2,168.25	2,168.25	2,168.25	---	---		2,168.25	---	2	20	1
				September 2021	---	---	---	---	2,175.50	---	---		---	---	---	---	---
				December 2021	---	---	---	---	2,186.25	---	---		---	---	---	---	---
				March 2022	---	---	---	---	2,197.25	---	---		---	---	---	---	---

Derivatives notes

Fixing prices and final open positions can be retrieved from the following path <http://www.helex.gr/el/web/guest/statistics-end-of-day-derivatives>

Underlying Asset				Derivatives Market													
Price max	Price min	Closing price	change	Delivery Month	Open price	Price max	Price min	Last price	Closing price	Last Bid	Last Ask	Fixing price*	Life high	Life low	Trades	Volume	Open Interest
ADMIE (IPTO) HOLDING S.A. (CR)																	
(Contract Size: 100 Securities, Physical Delivery)																	
2.835	2.78	2.78	-0.89%	June 2021	2.82	2.87	2.80	2.80	2.80	---	---	---	2.90	---	39	206	7,659
				September 2021	---	---	---	---	2.83	---	---	---	---	---	---	---	---
				December 2021	---	---	---	---	2.84	---	---	---	---	---	---	---	---
				March 2022	---	---	---	---	2.86	---	---	---	---	---	---	---	---
ALPHA BANK (CR)																	
(Contract Size: 100 Securities, Physical Delivery)																	
1.158	1.11	1.138	3.45%	June 2021	1.11	1.17	1.11	1.15	1.15	---	---	---	1.17	---	649	25,724	120,266
				September 2021	---	---	---	---	1.11	---	---	---	---	---	---	---	---
				December 2021	---	---	---	---	1.12	---	---	---	---	---	---	---	---
				March 2022	---	---	---	---	1.12	---	---	---	---	---	---	---	---
ATTICA BANK S.A. (CR)																	
(Contract Size: 100 Securities, Physical Delivery)																	
0.236	0.2275	0.2315	1.54%	June 2021	0.230	0.230	0.220	0.220	0.220	---	---	---	0.245	---	5	115	329
				September 2021	---	---	---	---	0.230	---	---	---	---	---	---	---	---
				December 2021	---	---	---	---	0.231	---	---	---	---	---	---	---	---
				March 2022	---	---	---	---	0.232	---	---	---	---	---	---	---	---
CC HBC AG (CR)																	
(Contract Size: 100 Securities, Physical Delivery)																	
28.16	27.74	27.9	0.07%	June 2021	27.87	27.92	27.87	27.92	27.92	---	---	---	27.97	---	2	6	53
				September 2021	---	---	---	---	28.13	---	---	---	---	---	---	---	---
				December 2021	---	---	---	---	28.27	---	---	---	---	---	---	---	---
				March 2022	---	---	---	---	28.41	---	---	---	---	---	---	---	---
CENERGY HOLDINGS (CB)																	
(Contract Size: 100 Securities, Physical Delivery)																	
2.53	2.4	2.4	-4.00%	June 2021	2.52	2.53	2.43	2.43	2.43	---	---	---	2.54	---	53	186	8,018
				September 2021	---	---	---	---	2.52	---	---	---	---	---	---	---	---
				December 2021	---	---	---	---	2.54	---	---	---	---	---	---	---	---
				March 2022	---	---	---	---	2.55	---	---	---	---	---	---	---	---
ELLAKTOR (CR)																	
(Contract Size: 100 Securities, Physical Delivery)																	
1.38	1.346	1.346	-1.75%	June 2021	1.32	1.35	1.32	1.33	1.33	---	---	---	1.68	---	12	52	5,799
				September 2021	---	---	---	---	1.38	---	---	---	---	---	---	---	---
				December 2021	---	---	---	---	1.39	---	---	---	---	---	---	---	---
				March 2022	---	---	---	---	1.40	---	---	---	---	---	---	---	---
EUROBANK HOLDINGS (CR)																	
(Contract Size: 100 Securities, Physical Delivery)																	
0.805	0.7916	0.798	-0.25%	June 2021	0.804	0.808	0.794	0.800	0.800	---	---	---	0.814	---	100	2,419	51,355
				September 2021	---	---	---	---	0.807	---	---	---	---	---	---	---	---
				December 2021	---	---	---	---	0.811	---	---	---	---	---	---	---	---
				March 2022	---	---	---	---	0.815	---	---	---	---	---	---	---	---

Derivatives notes

Fixing prices and final open positions can be retrieved from the following path <http://www.helex.gr/el/web/guest/statistics-end-of-day-derivatives>

Underlying Asset				Derivatives Market													
Price max	Price min	Closing price	change	Delivery Month	Open price	Price max	Price min	Last price	Closing price	Last Bid	Last Ask	Fixing price*	Life high	Life low	Trades	Volume	Open Interest
EYDAP S.A. (CR)				(Contract Size: 100 Securities, Physical Delivery)													
8.22	8.1	8.2	2.50%	June 2021	8.14	8.20	8.12	8.20	8.20	---	---	---	8.20	---	28	100	1,597
				September 2021	---	---	---	---	8.07	---	---	---	---	---	---	---	---
				December 2021	---	---	---	---	8.11	---	---	---	---	---	---	---	---
				March 2022	---	---	---	---	8.15	---	---	---	---	---	---	---	---
FOURLIS (CR)				(Contract Size: 100 Securities, Physical Delivery)													
4.55	4.4	4.455	1.25%	June 2021	4.47	4.57	4.47	4.50	4.50	---	---	---	4.57	---	48	140	1,182
				September 2021	---	---	---	---	4.44	---	---	---	---	---	---	---	---
				December 2021	---	---	---	---	4.46	---	---	---	---	---	---	---	---
				March 2022	---	---	---	---	4.48	---	---	---	---	---	---	---	---
GEK TERNA (CR)				(Contract Size: 100 Securities, Physical Delivery)													
10.14	9.88	10.08	0.00%	June 2021	10.18	10.20	9.92	10.09	10.09	---	---	---	10.57	---	148	1,139	10,258
				September 2021	---	---	---	---	10.17	---	---	---	---	---	---	---	---
				December 2021	---	---	---	---	10.22	---	---	---	---	---	---	---	---
				March 2022	---	---	---	---	10.27	---	---	---	---	---	---	---	---
HELLENIC EXCHANGES-A.S.E. (CR)				(Contract Size: 100 Securities, Physical Delivery)													
4.11	4.03	4.035	-1.22%	June 2021	4.07	4.08	4.01	4.02	4.02	---	---	---	4.14	---	29	155	2,938
				September 2021	---	---	---	---	4.12	---	---	---	---	---	---	---	---
				December 2021	---	---	---	---	4.14	---	---	---	---	---	---	---	---
				March 2022	---	---	---	---	4.16	---	---	---	---	---	---	---	---
HELLENIC PETROLEUM (CR)				(Contract Size: 100 Securities, Physical Delivery)													
5.92	5.66	5.87	3.71%	June 2021	5.89	5.96	5.86	5.90	5.90	---	---	---	6.05	---	15	83	3,835
				September 2021	---	---	---	---	5.71	---	---	---	---	---	---	---	---
				December 2021	---	---	---	---	5.74	---	---	---	---	---	---	---	---
				March 2022	---	---	---	---	5.77	---	---	---	---	---	---	---	---
INTRACOM HOLDINGS (CR)				(Contract Size: 100 Securities, Physical Delivery)													
1.33	1.272	1.278	-2.14%	June 2021	1.31	1.32	1.28	1.28	1.28	---	---	---	1.39	---	53	235	2,721
				September 2021	---	---	---	---	1.32	---	---	---	---	---	---	---	---
				December 2021	---	---	---	---	1.32	---	---	---	---	---	---	---	---
				March 2022	---	---	---	---	1.33	---	---	---	---	---	---	---	---
JUMBO SA (CR)				(Contract Size: 100 Securities, Physical Delivery)													
16.39	16.13	16.3	0.93%	June 2021	16.30	16.39	16.18	16.20	16.20	---	---	---	16.39	---	120	262	990
				September 2021	---	---	---	---	16.29	---	---	---	---	---	---	---	---
				December 2021	---	---	---	---	16.38	---	---	---	---	---	---	---	---
				March 2022	---	---	---	---	16.46	---	---	---	---	---	---	---	---

Derivatives notes

Fixing prices and final open positions can be retrieved from the following path <http://www.helex.gr/el/web/guest/statistics-end-of-day-derivatives>

Underlying Asset				Derivatives Market													
Price max	Price min	Closing price	change	Delivery Month	Open price	Price max	Price min	Last price	Closing price	Last Bid	Last Ask	Fixing price*	Life high	Life low	Trades	Volume	Open Interest
LAMDA DEVELOPMENT SA (CR)				(Contract Size: 100 Securities, Physical Delivery)													
7.46	7.32	7.35	-0.61%	June 2021	7.47	7.50	7.36	7.40	7.40	---	---	---	7.85	---	71	266	3,907
				September 2021	---	---	---	---	7.46	---	---	---	---	---	---	---	---
				December 2021	---	---	---	---	7.50	---	---	---	---	---	---	---	---
				March 2022	---	---	---	---	7.54	---	---	---	---	---	---	---	---
MARFIN INVESTMENT GROUP (CR)				(Contract Size: 100 Securities, Physical Delivery)													
0.026	0.025	0.026	3.59%	June 2021	0.026	0.026	0.026	0.026	0.026	---	---	---	0.037	---	4	125	36,367
				September 2021	---	---	---	---	0.025	---	---	---	---	---	---	---	---
				December 2021	---	---	---	---	0.025	---	---	---	---	---	---	---	---
				March 2022	---	---	---	---	0.026	---	---	---	---	---	---	---	---
MOTOR OIL (CR)				(Contract Size: 100 Securities, Physical Delivery)													
13.79	13.42	13.64	1.04%	June 2021	13.55	13.82	13.55	13.64	13.64	---	---	---	13.92	---	56	249	3,085
				September 2021	---	---	---	---	13.62	---	---	---	---	---	---	---	---
				December 2021	---	---	---	---	13.69	---	---	---	---	---	---	---	---
				March 2022	---	---	---	---	13.76	---	---	---	---	---	---	---	---
MYTILINEOS (CR)				(Contract Size: 100 Securities, Physical Delivery)													
14.48	14.26	14.48	1.47%	June 2021	14.38	14.52	14.33	14.52	14.52	---	---	---	14.52	---	56	301	5,028
				September 2021	---	---	---	---	14.40	---	---	---	14.17	---	---	---	10
				December 2021	---	---	---	---	14.47	---	---	---	---	---	---	---	---
				March 2022	---	---	---	---	14.54	---	---	---	---	---	---	---	---
NATIONAL BANK (CR)				(Contract Size: 100 Securities, Physical Delivery)													
2.636	2.495	2.599	5.22%	June 2021	2.46	2.64	2.46	2.61	2.61	---	---	---	2.66	---	432	6,876	45,992
				September 2021	---	---	---	---	2.49	---	---	---	2.55	---	---	---	185
				December 2021	---	---	---	---	2.50	---	---	---	---	---	---	---	---
				March 2022	---	---	---	---	2.52	---	---	---	---	---	---	---	---
OPAP (CR)				(Contract Size: 100 Securities, Physical Delivery)													
12.21	11.97	12.1	0.41%	June 2021	12.07	12.20	12.05	12.12	12.12	---	---	---	12.20	---	30	137	2,670
				September 2021	---	---	---	---	12.16	---	---	---	---	---	---	---	---
				December 2021	---	---	---	---	12.22	---	---	---	---	---	---	---	---
				March 2022	---	---	---	---	12.28	---	---	---	---	---	---	---	---
OTE (CR)				(Contract Size: 100 Securities, Physical Delivery)													
14.25	13.9	13.95	-0.36%	June 2021	14.00	14.26	13.96	14.00	14.00	---	---	---	14.26	---	90	303	6,347
				September 2021	---	---	---	---	14.13	---	---	---	---	---	---	---	---
				December 2021	---	---	---	---	14.20	---	---	---	---	---	---	---	---
				March 2022	---	---	---	---	14.27	---	---	---	---	---	---	---	---

Derivatives notes

Fixing prices and final open positions can be retrieved from the following path <http://www.helex.gr/el/web/guest/statistics-end-of-day-derivatives>

Underlying Asset				Derivatives Market													
Price max	Price min	Closing price	change	Delivery Month	Open price	Price max	Price min	Last price	Closing price	Last Bid	Last Ask	Fixing price*	Life high	Life low	Trades	Volume	Open Interest
P.P.A. S.A. (CR)				(Contract Size: 100 Securities, Physical Delivery)													
22.05	21.8	21.95	-0.45%	June 2021	---	---	---	---	22.14	---	---	---	22.29	---	---	---	265
				September 2021	---	---	---	---	22.25	---	---	---	21.43	---	---	---	4
				December 2021	---	---	---	---	22.36	---	---	---	---	---	---	---	---
				March 2022	---	---	---	---	22.47	---	---	---	---	---	---	---	---
PIRAEUS FINANCIAL HOLD (CR)				(Contract Size: 100 Securities, Physical Delivery)													
0.2712	0.231	0.2542	-13.54%	June 2021	0.192	0.192	0.192	0.192	0.192	---	---	---	0.959	---	13	430	56,379
				September 2021	---	---	---	---	0.297	---	---	---	---	---	---	---	---
				December 2021	---	---	---	---	0.298	---	---	---	---	---	---	---	---
				March 2022	---	---	---	---	0.300	---	---	---	---	---	---	---	---
PPC (CR)				(Contract Size: 100 Securities, Physical Delivery)													
9.915	9.565	9.665	-1.38%	June 2021	9.84	9.93	9.57	9.71	9.71	---	---	---	9.93	---	201	461	17,697
				September 2021	---	---	---	---	9.89	---	---	---	---	---	---	---	---
				December 2021	---	---	---	---	9.94	---	---	---	---	---	---	---	---
				March 2022	---	---	---	---	9.99	---	---	---	---	---	---	---	---
TERNA ENERGY (CR)				(Contract Size: 100 Securities, Physical Delivery)													
12.72	12.16	12.7	4.44%	June 2021	12.48	12.73	12.41	12.73	12.73	---	---	---	13.44	---	114	452	2,278
				September 2021	---	---	---	---	12.27	---	---	---	---	---	---	---	---
				December 2021	---	---	---	---	12.33	---	---	---	---	---	---	---	---
				March 2022	---	---	---	---	12.39	---	---	---	---	---	---	---	---
TITAN CEMENT (CB)				(Contract Size: 100 Securities, Physical Delivery)													
16.88	16.7	16.76	0.36%	June 2021	16.75	16.88	16.70	16.76	16.76	---	---	---	16.88	---	8	26	1,027
				September 2021	---	---	---	---	16.85	---	---	---	---	---	---	---	---
				December 2021	---	---	---	---	16.93	---	---	---	---	---	---	---	---
				March 2022	---	---	---	---	17.02	---	---	---	---	---	---	---	---
VIOHALCO SA/NV (CB)				(Contract Size: 100 Securities, Physical Delivery)													
5.04	4.92	4.965	-0.40%	June 2021	5.04	5.04	4.93	4.94	4.94	---	---	---	5.08	---	57	141	5,990
				September 2021	---	---	---	---	5.03	---	---	---	---	---	---	---	---
				December 2021	---	---	---	---	5.05	---	---	---	---	---	---	---	---
				March 2022	---	---	---	---	5.08	---	---	---	---	---	---	---	---

Derivatives notes

Fixing prices and final open positions can be retrieved from the following path <http://www.helex.gr/el/web/guest/statistics-end-of-day-derivatives>

FTSE/Athex Large Cap

(Trade Unit: 1 Index Point x 2€ - Exercise Style: European, Cash Settlement)

Exercise Price	Call Options														Put Options																		
	April 2021							May 2021							Other Months		April 2021							May 2021							Other Months		Exercise Price
	Open price	Price max	Price min	Last price	Closing price	Volume	Open Interest	Open price	Price max	Price min	Last price	Closing price	Volume	Open Interest	Volume	Open Interest	Open price	Price max	Price min	Last price	Closing price	Volume	Open Interest	Open price	Price max	Price min	Last price	Closing price	Volume	Open Interest	Volume	Open Interest	
1,200	-	-	-	-	-	-	-	-	-	-	-	-	-	-	-	-	-	-	-	-	-	-	-	-	-	-	-	-	-	-	-	-	
1,225	-	-	-	-	-	-	-	-	-	-	-	-	-	-	-	-	-	-	-	-	-	-	-	-	-	-	-	-	-	-	-	-	1,225
1,250	-	-	-	-	-	-	-	-	-	-	-	-	-	-	-	-	-	-	-	-	-	-	-	-	-	-	-	-	-	-	-	-	1,250
1,275	-	-	-	-	-	-	-	-	-	-	-	-	-	-	-	-	-	-	-	-	-	-	-	-	-	-	-	-	-	-	-	-	1,275
1,300	-	-	-	-	-	-	-	-	-	-	-	-	-	-	-	-	-	-	-	-	-	-	-	-	-	-	-	-	-	-	-	-	1,300
1,325	-	-	-	-	-	-	-	-	-	-	-	-	-	-	-	-	-	-	-	-	-	-	-	-	-	-	-	-	-	-	-	-	1,325
1,350	-	-	-	-	-	-	-	-	-	-	-	-	-	-	-	-	-	-	-	-	-	-	-	-	-	-	-	-	-	-	-	-	1,350
1,375	-	-	-	-	-	-	-	-	-	-	-	-	-	-	-	-	-	-	-	-	-	-	-	-	-	-	-	-	-	-	-	-	1,375
1,400	-	-	-	-	-	-	-	-	-	-	-	-	-	-	-	-	-	-	-	-	-	-	-	-	-	-	-	-	-	-	-	-	1,400
1,425	-	-	-	-	-	-	-	-	-	-	-	-	-	-	-	-	-	-	-	-	-	-	-	-	-	-	-	-	-	-	-	-	1,425
1,450	-	-	-	-	-	-	-	-	-	-	-	-	-	-	-	-	-	-	-	-	-	-	-	-	-	-	-	-	-	-	-	-	1,450
1,475	-	-	-	-	-	-	-	-	-	-	-	-	-	-	-	-	-	-	-	-	-	-	-	-	-	-	-	-	-	-	-	-	1,475
1,500	-	-	-	-	-	-	-	-	-	-	-	-	-	-	-	-	-	-	-	-	-	-	-	-	-	-	-	-	-	-	-	-	1,500
1,525	-	-	-	-	-	-	-	-	-	-	-	-	-	-	-	-	-	-	-	-	-	-	-	-	-	-	-	-	-	-	-	-	1,525
1,550	-	-	-	-	-	-	-	-	-	-	-	-	-	-	-	-	-	-	-	-	-	-	-	-	-	-	-	-	-	-	-	-	1,550
1,575	-	-	-	-	-	-	-	-	-	-	-	-	-	-	-	-	-	-	-	-	-	-	-	-	-	-	-	-	-	-	-	-	1,575
1,600	-	-	-	-	-	-	-	-	-	-	-	-	-	-	-	-	-	-	-	-	-	-	-	-	-	-	-	-	-	-	-	-	1,600
1,625	-	-	-	-	-	-	-	-	-	-	-	-	-	-	-	-	-	-	-	-	-	-	-	-	-	-	-	-	-	-	-	-	1,625
1,650	0.00	0.00	0.00	-	507.00	-	-	-	-	-	-	-	-	-	-	-	0.00	0.00	0.00	-	0.02	-	-	-	-	-	-	-	-	-	-	-	1,650
1,675	0.00	0.00	0.00	-	482.00	-	-	-	-	-	-	-	-	-	-	-	0.00	0.00	0.00	-	0.01	-	-	-	-	-	-	-	-	-	-	-	1,675
1,700	0.00	0.00	0.00	-	457.00	-	-	0.00	0.00	0.00	-	455.00	-	-	-	0.00	0.00	0.00	-	0.03	-	-	0.00	0.00	0.00	-	0.01	-	-	-	-	1,700	
1,725	0.00	0.00	0.00	-	432.00	-	-	0.00	0.00	0.00	-	430.00	-	-	-	0.00	0.00	0.00	-	0.01	-	-	0.00	0.00	0.00	-	0.01	-	-	-	-	1,725	
1,750	0.00	0.00	0.00	-	407.00	-	-	0.00	0.00	0.00	-	406.00	-	-	-	0.00	0.00	0.00	-	0.03	-	-	0.00	0.00	0.00	-	0.01	-	-	-	-	1,750	
1,775	0.00	0.00	0.00	-	382.00	-	-	0.00	0.00	0.00	-	381.00	-	-	3	0.00	0.00	0.00	-	0.01	-	3	0.00	0.00	0.00	-	0.02	-	-	-	-	1,775	
1,800	0.00	0.00	0.00	-	357.00	-	-	0.00	0.00	0.00	-	356.00	-	-	3	0.00	0.00	0.00	-	0.01	-	3	0.00	0.00	0.00	-	0.05	-	-	-	-	1,800	
1,825	0.00	0.00	0.00	-	332.00	-	-	0.00	0.00	0.00	-	331.00	-	-	1	0.00	0.00	0.00	-	0.01	-	1	0.00	0.00	0.00	-	0.12	-	-	-	-	1,825	
1,850	0.00	0.00	0.00	-	307.00	-	20	0.00	0.00	0.00	-	306.00	-	-	2	0.00	0.00	0.00	-	0.01	-	2	0.00	0.00	0.00	-	0.24	-	2	-	-	1,850	
1,875	0.00	0.00	0.00	-	282.00	-	121	0.00	0.00	0.00	-	281.00	-	-	-	0.00	0.00	0.00	-	0.04	-	-	0.00	0.00	0.00	-	0.47	-	3	-	-	1,875	
1,900	0.00	0.00	0.00	-	257.00	-	3	0.00	0.00	0.00	-	257.00	-	-	210	0.00	0.00	0.00	-	0.01	-	210	0.00	0.00	0.00	-	0.87	-	1	-	-	1,900	
1,925	0.00	0.00	0.00	-	232.00	-	20	0.00	0.00	0.00	-	233.00	-	40	21	0.00	0.00	0.00	-	0.01	-	21	0.00	0.00	0.00	-	1.50	-	2	-	-	1,925	
1,950	0.00	0.00	0.00	-	207.00	-	20	0.00	0.00	0.00	-	209.00	-	-	8	0.00	0.00	0.00	-	0.01	-	8	0.00	0.00	0.00	-	2.60	-	-	-	-	1,950	
1,975	0.00	0.00	0.00	-	182.00	-	60	0.00	0.00	0.00	-	185.00	-	20	87	0.00	0.00	0.00	-	0.01	-	87	0.00	0.00	0.00	-	4.30	-	1	-	-	1,975	
2,000	0.00	0.00	0.00	-	157.00	-	41	0.00	0.00	0.00	-	163.00	-	80	147	0.00	0.00	0.00	-	0.02	-	147	0.00	0.00	0.00	-	6.70	-	120	-	-	2,000	
2,050	137.00	137.00	137.00	137.00	137.00	1	167	0.00	0.00	0.00	-	121.00	-	40	40	0.00	137.00	0.00	-	0.41	-	40	0.00	0.00	0.00	-	14.75	-	165	-	-	2,050	
2,100	80.00	80.00	80.00	80.00	80.00	5	116	95.50	98.00	95.50	98.00	98.00	2	143	50	161	3.50	80.00	3.50	3.50	3.50	50	161	0.00	0.00	0.00	-	28.50	-	-	-	-	2,100
2,150	41.00	41.00	41.00	41.00	41.00	2	153	0.00	0.00	0.00	-	56.00	-	45	1	104	11.50	41.00	11.50	11.50	11.50	1	104	0.00	0.00	0.00	-	49.25	-	40	-	-	2,150

FTSE/Athex Large Cap

(Trade Unit: 1 Index Point x 2€ - Exercise Style: European, Cash Settlement)

Call Options															Put Options																				
Exercise Price	April 2021							May 2021							Other Months		April 2021						May 2021						Other Months		Exercise Price				
	Open price	Price max	Price min	Last price	Closing price	Volume	Open Interest	Open price	Price max	Price min	Last price	Closing price	Volume	Open Interest	Volume	Open Interest	Open price	Price max	Price min	Last price	Closing price	Volume	Open Interest	Open price	Price max	Price min	Last price	Closing price	Volume	Open Interest		Volume	Open Interest		
2,200	0.00	0.00	0.00	-	6.60	-	2	37.00	37.00	37.00	37.00	37.00	1	-			35.00	0.00	35.00	35.00	35.00	20	1	0.00	0.00	0.00	-	77.50	-	-			2,200		
2,250	0.00	0.00	0.00	-	1.00	-	-	0.00	0.00	0.00	-	19.50	-	-			0.00	0.00	0.00	-	94.00	-	-	0.00	0.00	0.00	-	113.00	-	-			2,250		
2,300	0.00	0.00	0.00	-	0.09	-	-	0.00	0.00	0.00	-	10.25	-	-			0.00	0.00	0.00	-	143.00	-	-	0.00	0.00	0.00	-	153.00	-	-			2,300		
2,350	0.00	0.00	0.00	-	0.01	-	-	0.00	0.00	0.00	-	5.00	-	-			0.00	0.00	0.00	-	193.00	-	-	0.00	0.00	0.00	-	198.00	-	-			2,350		
2,400	0.00	0.00	0.00	-	0.01	-	-	0.00	0.00	0.00	-	2.30	-	-			0.00	0.00	0.00	-	243.00	-	-	0.00	0.00	0.00	-	245.00	-	-			2,400		
Totals:						8	723							3	368	0	0							71	788							0	334	0	0
Number of Trades:						3								3		0								3								0		0	

ALPHA BANK (CR)

(Contract Size: 100 Securities, Exercise Style: American, Physical Delivery)

Call Options														Put Options																				
Exercise Price	April 2021							May 2021							Other Months		April 2021							May 2021							Other Months		Exercise Price	
	Open price	Price max	Price min	Last price	Closing price	Volume	Open Interest	Open price	Price max	Price min	Last price	Closing price	Volume	Open Interest	Volume	Open Interest	Open price	Price max	Price min	Last price	Closing price	Volume	Open Interest	Open price	Price max	Price min	Last price	Closing price	Volume	Open Interest	Volume	Open Interest		
0.150						-	-							-	-																			0.002
0.200						-	-							-	-																			0.002
0.250						-	-							-	-																			0.003
0.300						-	-							-	-																			0.003
0.350						-	-							-	-																			0.004
0.400						-	-							-	-																			0.004
0.450	0.000	0.000	0.000		0.650	-	-							-	-	0.000	0.000	0.000		0.001	-	-											0.005	
0.500	0.000	0.000	0.000		0.600	-	-	0.000	0.000	0.000		0.601	-	-	0.000	0.000	0.000		0.001	-	-	0.000	0.000	0.000		0.001	-	-				0.005		
0.550	0.000	0.000	0.000		0.550	-	-	0.000	0.000	0.000		0.551	-	-	0.000	0.000	0.000		0.002	-	-	0.000	0.000	0.000		0.001	-	-				0.006		
0.600	0.000	0.000	0.000		0.500	-	-	0.000	0.000	0.000		0.501	-	-	0.000	0.000	0.000		0.005	-	-	0.000	0.000	0.000		0.001	-	-				0.006		
0.650	0.000	0.000	0.000		0.450	-	-	0.000	0.000	0.000		0.452	-	-	0.000	0.000	0.000		0.001	-	-	0.000	0.000	0.000		0.001	-	-				0.007		
0.700	0.000	0.000	0.000		0.400	-	-	0.000	0.000	0.000		0.403	-	-	0.000	0.000	0.000		0.001	-	-	0.000	0.000	0.000		0.001	-	-				0.007		
0.750	0.000	0.000	0.000		0.350	-	-	0.000	0.000	0.000		0.354	-	-	0.000	0.000	0.000		0.002	-	-	0.000	0.000	0.000		0.003	-	-				0.008		
0.800	0.000	0.000	0.000		0.301	-	-	0.000	0.000	0.000		0.308	-	-	0.000	0.000	0.000		0.001	-	-	0.000	0.000	0.000		0.006	-	-				0.008		
0.850	0.280	0.280	0.280	0.280	0.280	5	5	0.000	0.000	0.000		0.263	-	-	0.000	0.000	0.000		0.002	-	-	0.000	0.000	0.000		0.011	-	-				0.009		
0.900	0.000	0.000	0.000		0.205	-	-	0.000	0.000	0.000		0.222	-	-	0.000	0.000	0.000		0.004	-	-	0.000	0.000	0.000		0.020	-	-				0.009		
0.950	0.000	0.000	0.000		0.161	-	-	0.000	0.000	0.000		0.184	-	-	0.000	0.000	0.000		0.010	-	-	0.000	0.000	0.000		0.032	-	-				0.010		
1.000	0.135	0.135	0.135	0.135	0.135	10	10	0.000	0.000	0.000		0.150	-	-	0.000	0.000	0.000		0.021	-	-	0.000	0.000	0.000		0.048	-	-				0.010		
1.100	0.000	0.000	0.000		0.060	-	10	0.000	0.000	0.000		0.094	-	100	0.000	0.000	0.000		0.060	-	-	0.000	0.000	0.000		0.092	-	-				0.011		
1.200	0.000	0.000	0.000		0.025	-	-	0.000	0.000	0.000		0.057	-	-	0.000	0.000	0.000		0.125	-	-	0.000	0.000	0.000		0.155	-	-				0.012		
1.300	0.000	0.000	0.000		0.009	-	-	0.000	0.000	0.000		0.032	-	-	0.000	0.000	0.000		0.209	-	-	0.000	0.000	0.000		0.230	-	-				0.013		
1.400	0.000	0.000	0.000		0.003	-	-	0.000	0.000	0.000		0.017	-	-	0.000	0.000	0.000		0.302	-	-	0.000	0.000	0.000		0.315	-	-				0.014		
1.500	0.000	0.000	0.000		0.001	-	-	0.000	0.000	0.000		0.009	-	-	0.000	0.000	0.000		0.400	-	-	0.000	0.000	0.000		0.407	-	-				0.015		
1.600	0.000	0.000	0.000		0.001	-	-	0.000	0.000	0.000		0.005	-	-	0.000	0.000	0.000		0.500	-	-	0.000	0.000	0.000		0.503	-	-				0.016		
Totals:						15	25							0	100	0	0																	
Number of Trades:							2								0																			

NATIONAL BANK (CR)

(Contract Size: 100 Securities, Exercise Style: American, Physical Delivery)

Call Options															Put Options																		
Exercise Price	April 2021						May 2021						Other Months		April 2021					May 2021					Other Months		Exercise Price						
	Open price	Price max	Price min	Last price	Closing price	Volume	Open Interest	Open price	Price max	Price min	Last price	Closing price	Volume	Open Interest	Volume	Open Interest	Open price	Price max	Price min	Last price	Closing price	Volume	Open Interest	Open price	Price max	Price min		Last price	Closing price	Volume	Open Interest	Volume	Open Interest
0.650						-	-						-	-									-	-									0.007
0.700						-	-						-	-									-	-									0.007
0.750						-	-						-	-									-	-									0.008
0.800						-	-						-	-									-	-									0.008
0.850						-	-						-	-									-	-									0.009
0.900						-	-						-	-									-	-									0.009
0.950						-	-						-	-									-	-									0.010
1.000						-	-						-	-									-	-									0.010
1.100						-	-						-	-									-	-									0.011
1.200						-	-						-	-									-	-									0.012
1.300	0.000	0.000	0.000		1.17	-	-						-	-			0.000	0.000	0.000		0.001	-	-									0.013	
1.400	0.000	0.000	0.000		1.07	-	-						-	-			0.000	0.000	0.000		0.001	-	-									0.014	
1.500	0.000	0.000	0.000		0.971	-	-	0.000	0.000	0.000		0.975	-	-			0.000	0.000	0.000		0.001	-	-	0.000	0.000	0.000		0.001	-	-		0.015	
1.600	0.000	0.000	0.000		0.871	-	-	0.000	0.000	0.000		0.877	-	-			0.000	0.000	0.000		0.001	-	-	0.000	0.000	0.000		0.003	-	-		0.016	
1.700	0.000	0.000	0.000		0.771	-	-	0.000	0.000	0.000		0.781	-	-			0.000	0.000	0.000		0.001	-	-	0.000	0.000	0.000		0.007	-	-		0.017	
1.800	0.000	0.000	0.000		0.671	-	-	0.000	0.000	0.000		0.688	-	-			0.000	0.000	0.000		0.002	-	-	0.000	0.000	0.000		0.014	-	-		0.018	
1.900	0.000	0.000	0.000		0.571	-	-	0.000	0.000	0.000		0.600	-	-			0.000	0.000	0.000		0.001	-	-	0.000	0.000	0.000		0.025	-	-		0.019	
2.000	0.000	0.000	0.000		0.471	-	5	0.000	0.000	0.000		0.516	-	-			0.000	0.000	0.000		0.001	-	-	0.000	0.000	0.000		0.042	-	-		0.020	
2.200	0.000	0.000	0.000		0.282	-	-	0.000	0.000	0.000		0.368	-	-			0.000	0.000	0.000		0.011	-	-	0.000	0.000	0.000		0.093	-	-		0.022	
2.400	0.000	0.000	0.000		0.129	-	21	0.358	0.370	0.358	0.370	0.370	10	-			0.000	0.000	0.000		0.059	-	-	0.000	0.000	0.000		0.176	-	-		0.024	
2.600	0.000	0.000	0.000		0.042	-	-	0.000	0.000	0.000		0.163	-	-			0.000	0.000	0.000		0.172	-	-	0.000	0.000	0.000		0.287	-	-		0.026	
2.800	0.000	0.000	0.000		0.010	-	-	0.000	0.000	0.000		0.101	-	-			0.000	0.000	0.000		0.339	-	-	0.000	0.000	0.000		0.425	-	-		0.028	
3.000	0.000	0.000	0.000		0.002	-	-	0.000	0.000	0.000		0.061	-	-			0.000	0.000	0.000		0.531	-	-	0.000	0.000	0.000		0.585	-	-		0.030	
3.200	0.000	0.000	0.000		0.002	-	-	0.000	0.000	0.000		0.035	-	-			0.000	0.000	0.000		0.730	-	-	0.000	0.000	0.000		0.760	-	-		0.032	
3.400	0.000	0.000	0.000		0.002	-	-	0.000	0.000	0.000		0.020	-	-			0.000	0.000	0.000		0.930	-	-	0.000	0.000	0.000		0.945	-	-		0.034	
3.600	0.000	0.000	0.000		0.001	-	-	0.000	0.000	0.000		0.011	-	-			0.000	0.000	0.000		1.13	-	-	0.000	0.000	0.000		1.14	-	-		0.036	
Totals:						0	26					10	0	0	0						0	0									0	0	
Number of Trades:							0						2		0							0.00									0	0	

OPAP (CR)

(Contract Size: 100 Securities, Exercise Style: American, Physical Delivery)

Exercise Price	Call Options														Put Options																			
	April 2021						May 2021						Other Months		April 2021						May 2021						Other Months		Exercise Price					
	Open price	Price max	Price min	Last price	Closing price	Volume	Open Interest	Open price	Price max	Price min	Last price	Closing price	Volume	Open Interest	Volume	Open Interest	Open price	Price max	Price min	Last price	Closing price	Volume	Open Interest	Open price	Price max	Price min	Last price	Closing price		Volume	Open Interest	Volume	Open Interest	
4.800						-	-							-	-																			
5.200						-	-							-	-																			0.052
5.600						-	-							-	-																			0.056
6.000						-	-							-	-																			0.060
6.400						-	-							-	-																			0.064
6.800						-	-							-	-																			0.068
7.200						-	-							-	-																			0.072
7.600						-	-							-	-																			0.076
8.000	0.000	0.000	0.000		4.05	-	-	0.000	0.000	0.000		4.07	-	-		0.000	0.000	0.000		0.001	-	-		0.000	0.000	0.000		0.001	-	-		0.080		
8.400	0.000	0.000	0.000		3.65	-	-	0.000	0.000	0.000		3.67	-	-		0.000	0.000	0.000		0.001	-	-		0.000	0.000	0.000		0.001	-	-		0.084		
8.800	0.000	0.000	0.000		3.25	-	-	0.000	0.000	0.000		3.27	-	-		0.000	0.000	0.000		0.001	-	-		0.000	0.000	0.000		0.001	-	-		0.088		
9.200	0.000	0.000	0.000		2.85	-	-	0.000	0.000	0.000		2.88	-	-		0.000	0.000	0.000		0.001	-	-		0.000	0.000	0.000		0.005	-	-		0.092		
9.600	0.000	0.000	0.000		2.45	-	-	0.000	0.000	0.000		2.49	-	-		0.000	0.000	0.000		0.001	-	-		0.000	0.000	0.000		0.014	-	-		0.096		
10.000	0.000	0.000	0.000		2.05	-	-	0.000	0.000	0.000		2.11	-	-		0.000	0.000	0.000		0.001	-	-		0.000	0.000	0.000		0.033	-	-		0.100		
11.000	0.000	0.000	0.000		1.06	-	-	0.000	0.000	0.000		1.25	-	-		0.000	0.000	0.000		0.004	-	-		0.000	0.000	0.000		0.174	-	-		0.110		
12.000	0.000	0.000	0.000		0.246	-	3	0.000	0.000	0.000		0.615	-	-		0.000	0.000	0.000		0.192	-	-		0.000	0.000	0.000		0.538	-	-		0.120		
13.000	0.000	0.000	0.000		0.011	-	-	0.000	0.000	0.000		0.249	-	-		0.000	0.000	0.000		0.958	-	-		0.000	0.000	0.000		1.17	-	-		0.130		
14.000	0.000	0.000	0.000		0.002	-	-	0.000	0.000	0.000		0.083	-	-		0.000	0.000	0.000		1.95	-	-		0.000	0.000	0.000		2.01	-	-		0.140		
15.000	0.000	0.000	0.000		0.001	-	-	0.000	0.000	0.000		0.023	-	-		0.000	0.000	0.000		2.95	-	-		0.000	0.000	0.000		2.96	-	-		0.150		
16.000	0.000	0.000	0.000		0.001	-	-	0.000	0.000	0.000		0.005	-	-		0.000	0.000	0.000		3.95	-	-		0.000	0.000	0.000		3.95	-	-		0.160		
17.000	0.000	0.000	0.000		0.001	-	-	0.000	0.000	0.000		0.001	-	-		0.000	0.000	0.000		4.95	-	-		0.000	0.000	0.000		4.95	-	-		0.170		
Totals:						0	3						0	0		0	0				0	0									0	0		0
Number of Trades:							0						0								0.00										0		0	

OTE (CR)

(Contract Size: 100 Securities, Exercise Style: American, Physical Delivery)

Exercise Price	Call Options													Put Options																		
	April 2021					May 2021					Other Months			April 2021					May 2021					Other Months								
	Open price	Price max	Price min	Last price	Closing price	Volume	Open Interest	Open price	Price max	Price min	Last price	Closing price	Volume	Open Interest	Volume	Open Interest	Open price	Price max	Price min	Last price	Closing price	Volume	Open Interest	Open price	Price max	Price min	Last price	Closing price	Volume	Open Interest	Volume	Open Interest
8.400						-	-						-	-								-	-									0.084
8.800	0.000	0.000	0.000		5.20	-	-	0.000	0.000	0.000		5.22	-	-			0.000	0.000	0.000		0.001	-	-	0.000	0.000	0.000		0.002	-	-		0.088
9.200	0.000	0.000	0.000		4.80	-	-	0.000	0.000	0.000		4.82	-	-			0.000	0.000	0.000		0.001	-	-	0.000	0.000	0.000		0.001	-	-		0.092
9.600	0.000	0.000	0.000		4.40	-	-	0.000	0.000	0.000		4.42	-	-			0.000	0.000	0.000		0.001	-	-	0.000	0.000	0.000		0.001	-	-		0.096
10.000	0.000	0.000	0.000		4.00	-	-	0.000	0.000	0.000		4.02	-	-			0.000	0.000	0.000		0.002	-	-	0.000	0.000	0.000		0.001	-	-		0.100
11.000	0.000	0.000	0.000		3.00	-	-	0.000	0.000	0.000		3.03	-	-			0.000	0.000	0.000		0.001	-	-	0.000	0.000	0.000		0.003	-	-		0.110
12.000	0.000	0.000	0.000		2.00	-	-	0.000	0.000	0.000		2.06	-	-			0.000	0.000	0.000		0.001	-	5	0.000	0.000	0.000		0.034	-	-		0.120
13.000	0.000	0.000	0.000		1.01	-	5	0.000	0.000	0.000		1.21	-	-			0.000	0.000	0.000		0.007	-	11	0.000	0.000	0.000		0.178	-	-		0.130
14.000	0.000	0.000	0.000		0.229	-	22	0.000	0.000	0.000		0.576	-	-			0.000	0.000	0.000		0.224	-	-	0.000	0.000	0.000		0.546	-	-		0.140
15.000	0.000	0.000	0.000		0.011	-	-	0.168	0.168	0.168	0.168	0.168	5	5			0.000	0.000	0.000		1.01	-	-	0.000	0.000	0.000		1.20	-	-		0.150
16.000	0.000	0.000	0.000		0.001	-	-	0.000	0.000	0.000		0.069	-	-			0.000	0.000	0.000		2.00	-	-	0.000	0.000	0.000		2.04	-	-		0.160
17.000	0.000	0.000	0.000		0.002	-	-	0.000	0.000	0.000		0.017	-	-			0.000	0.000	0.000		3.00	-	-	0.000	0.000	0.000		3.00	-	-		0.170
18.000	0.000	0.000	0.000		0.001	-	-	0.000	0.000	0.000		0.003	-	-			0.000	0.000	0.000		4.00	-	-	0.000	0.000	0.000		4.00	-	-		0.180
19.000	0.000	0.000	0.000		0.001	-	-	0.000	0.000	0.000		0.001	-	-			0.000	0.000	0.000		5.00	-	-	0.000	0.000	0.000		5.00	-	-		0.190
Totals:						0	27					5	5	0	0						0	16					0	0	0	0		
Number of Trades:						0						1		0							0.00						0		0			

PIRAEUS FINANCIAL HOLD (CR)

(Contract Size: 100 Securities, Exercise Style: American, Physical Delivery)

Call Options														Put Options																				
Exercise Price	April 2021						May 2021						Other Months		April 2021						May 2021						Other Months		Exercise Price					
	Open price	Price max	Price min	Last price	Closing price	Volume	Open Interest	Open price	Price max	Price min	Last price	Closing price	Volume	Open Interest	Volume	Open Interest	Open price	Price max	Price min	Last price	Closing price	Volume	Open Interest	Open price	Price max	Price min	Last price	Closing price		Volume	Open Interest	Volume	Open Interest	
0.150	0.000	0.000	0.000		0.144	-	-	0.000	0.000	0.000		0.145	-	-			0.000	0.000	0.000		0.001	-	-	0.000	0.000	0.000		0.001	-	-			0.002	
0.200	0.000	0.000	0.000		0.094	-	-	0.000	0.000	0.000		0.098	-	-			0.000	0.000	0.000		0.001	-	-	0.000	0.000	0.000		0.004	-	-			0.002	
0.250	0.000	0.000	0.000		0.046	-	-	0.000	0.000	0.000		0.060	-	-			0.000	0.000	0.000		0.002	-	-	0.000	0.000	0.000		0.015	-	-			0.003	
0.300	0.000	0.000	0.000		0.012	-	-	0.000	0.000	0.000		0.034	-	-			0.000	0.000	0.000		0.018	-	-	0.000	0.000	0.000		0.039	-	-			0.003	
0.350	0.000	0.000	0.000		0.001	-	-	0.000	0.000	0.000		0.017	-	-			0.000	0.000	0.000		0.057	-	-	0.000	0.000	0.000		0.073	-	-			0.004	
0.400	0.000	0.000	0.000		0.006	-	-	0.000	0.000	0.000		0.009	-	-			0.000	0.000	0.000		0.106	-	-	0.000	0.000	0.000		0.114	-	-			0.004	
0.450	0.000	0.000	0.000		0.001	-	-	0.000	0.000	0.000		0.004	-	-			0.000	0.000	0.000		0.156	-	-	0.000	0.000	0.000		0.159	-	-			0.005	
0.500	0.000	0.000	0.000		0.002	-	-	0.000	0.000	0.000		0.002	-	-			0.000	0.000	0.000		0.206	-	-	0.000	0.000	0.000		0.207	-	-			0.005	
0.550	0.000	0.000	0.000		0.004	-	-	0.000	0.000	0.000		0.001	-	-			0.000	0.000	0.000		0.256	-	-	0.000	0.000	0.000		0.256	-	-			0.006	
0.600	0.000	0.000	0.000		0.001	-	-	0.000	0.000	0.000		0.003	-	-			0.000	0.000	0.000		0.306	-	-	0.000	0.000	0.000		0.306	-	-			0.006	
0.650	0.000	0.000	0.000		0.001	-	-	0.000	0.000	0.000		0.002	-	-			0.000	0.000	0.000		0.356	-	-	0.000	0.000	0.000		0.356	-	-			0.007	
0.700	0.000	0.000	0.000		0.001	-	-	0.000	0.000	0.000		0.001	-	-			0.000	0.000	0.000		0.406	-	-	0.000	0.000	0.000		0.406	-	-			0.007	
0.750	0.000	0.000	0.000		0.001	-	-	0.000	0.000	0.000		0.001	-	-			0.000	0.000	0.000		0.456	-	-	0.000	0.000	0.000		0.456	-	-			0.008	
0.800	0.000	0.000	0.000		0.001	-	-	0.000	0.000	0.000		0.001	-	-			0.000	0.000	0.000		0.506	-	-	0.000	0.000	0.000		0.506	-	-			0.008	
0.850	0.000	0.000	0.000		0.001	-	-	0.000	0.000	0.000		0.001	-	-			0.000	0.000	0.000		0.556	-	-	0.000	0.000	0.000		0.556	-	-			0.009	
0.900	0.000	0.000	0.000		0.005	-	-	0.000	0.000	0.000		0.001	-	-			0.000	0.000	0.000		0.606	-	-	0.000	0.000	0.000		0.606	-	-			0.009	
0.950	0.000	0.000	0.000		0.003	-	-	0.000	0.000	0.000		0.001	-	-			0.000	0.000	0.000		0.656	-	-	0.000	0.000	0.000		0.656	-	-			0.010	
1.000	0.000	0.000	0.000		0.002	-	-	0.000	0.000	0.000		0.001	-	-			0.000	0.000	0.000		0.706	-	-	0.000	0.000	0.000		0.706	-	-			0.010	
1.100	0.000	0.000	0.000		0.001	-	-	0.000	0.000	0.000		0.003	-	-			0.000	0.000	0.000		0.806	-	-	0.000	0.000	0.000		0.806	-	-			0.011	
1.200	0.000	0.000	0.000		0.001	-	-	0.000	0.000	0.000		0.002	-	-			0.000	0.000	0.000		0.906	-	-	0.000	0.000	0.000		0.906	-	-			0.012	
1.300	0.000	0.000	0.000		0.001	-	-	0.000	0.000	0.000		0.001	-	-			0.000	0.000	0.000		1.01	-	-	0.000	0.000	0.000		1.01	-	-			0.013	
1.400	0.000	0.000	0.000		0.001	-	-	0.000	0.000	0.000		0.001	-	-			0.000	0.000	0.000		1.11	-	-	0.000	0.000	0.000		1.11	-	-			0.014	
1.500	0.000	0.000	0.000		0.001	-	-										0.000	0.000	0.000		1.21	-	-										0.015	
1.600	0.000	0.000	0.000		0.001	-	-										0.000	0.000	0.000		1.31	-	-										0.016	
1.700																																		0.017
1.800																																		0.018
1.900																																		0.019
2.000																																		0.020
2.200																																		0.022
2.400																																		0.024
Totals:						0	0						0	0	0	0																		
Number of Trades:						0							0		0																			

PPC (CR)

(Contract Size: 100 Securities, Exercise Style: American, Physical Delivery)

Call Options																Put Options													
April 2021																May 2021										Other Months			
Exercise Price	Open price	Price max	Price min	Last price	Closing price	Volume	Open Interest	Open price	Price max	Price min	Last price	Closing price	Volume	Open Interest	Volume	Open Interest	Open price	Price max	Price min	Last price	Closing price	Volume	Open Interest	Volume	Open Interest	Exercise Price			
2.400						-	-																				0.024		
2.600						-	-																					0.026	
2.800						-	-																					0.028	
3.000						-	-																					0.030	
3.200						-	-																					0.032	
3.400						-	-																					0.034	
3.600						-	-																					0.036	
3.800						-	-																					0.038	
4.000						-	-																					0.040	
4.400						-	-																					0.044	
4.800	0.000	0.000	0.000		5.00	-	-										0.000	0.000	0.000		0.001	-	-					0.048	
5.200	0.000	0.000	0.000		4.60	-	-										0.000	0.000	0.000		0.001	-	-					0.052	
5.600	0.000	0.000	0.000		4.20	-	-										0.000	0.000	0.000		0.001	-	-					0.056	
6.000	0.000	0.000	0.000		3.80	-	-										0.000	0.000	0.000		0.001	-	-					0.060	
6.400	0.000	0.000	0.000		3.40	-	-	0.000	0.000	0.000		3.42	-	-		0.000	0.000	0.000		0.001	-	-	0.000	0.000	0.000	0.001	-	-	0.064
6.800	0.000	0.000	0.000		3.00	-	-	0.000	0.000	0.000		3.02	-	-		0.000	0.000	0.000		0.001	-	-	0.000	0.000	0.000	0.001	-	-	0.068
7.200	0.000	0.000	0.000		2.60	-	-	0.000	0.000	0.000		2.62	-	-		0.000	0.000	0.000		0.001	-	-	0.000	0.000	0.000	0.004	-	-	0.072
7.600	0.000	0.000	0.000		2.20	-	-	0.000	0.000	0.000		2.23	-	-		0.000	0.000	0.000		0.002	-	-	0.000	0.000	0.000	0.012	-	-	0.076
8.000	0.000	0.000	0.000		1.80	-	-	0.000	0.000	0.000		1.85	-	-		0.000	0.000	0.000		0.001	-	22	0.000	0.000	0.000	0.032	-	-	0.080
8.400	0.000	0.000	0.000		1.40	-	3	0.000	0.000	0.000		1.49	-	-		0.000	0.000	0.000		0.001	-	-	0.000	0.000	0.000	0.071	-	-	0.084
8.800	0.000	0.000	0.000		1.01	-	2	0.989	0.992	0.989	0.992	0.992	10	-		0.000	0.000	0.000		0.004	-	11	0.000	0.000	0.000	0.144	-	-	0.088
9.200	0.000	0.000	0.000		0.634	-	168	0.000	0.000	0.000		0.878	-	8		0.000	0.000	0.000		0.031	-	-	0.000	0.000	0.000	0.257	-	-	0.092
9.600	0.000	0.000	0.000		0.329	-	45	0.000	0.000	0.000		0.638	-	20		0.000	0.000	0.000		0.125	-	11	0.000	0.000	0.000	0.417	-	-	0.096
10.000	0.000	0.000	0.000		0.131	-	10	0.000	0.000	0.000		0.447	-	30		0.000	0.000	0.000		0.328	-	-	0.000	0.000	0.000	0.625	-	-	0.100
11.000	0.000	0.000	0.000		0.003	-	-	0.000	0.000	0.000		0.152	-	-		0.000	0.000	0.000		1.20	-	-	0.000	0.000	0.000	1.33	-	-	0.110
12.000	0.000	0.000	0.000		0.001	-	-	0.000	0.000	0.000		0.043	-	-		0.000	0.000	0.000		2.20	-	-	0.000	0.000	0.000	2.23	-	-	0.120
13.000	0.000	0.000	0.000		0.001	-	-	0.000	0.000	0.000		0.010	-	-		0.000	0.000	0.000		3.20	-	-	0.000	0.000	0.000	3.20	-	-	0.130
14.000	0.000	0.000	0.000		0.001	-	-	0.000	0.000	0.000		0.002	-	-		0.000	0.000	0.000		4.20	-	-	0.000	0.000	0.000	4.20	-	-	0.140
Totals:						0	228						10	58	0	0						0	44			0	0	0	0
Number of Trades:						0							2		0						0.00				0		0		

Lending Products	Underlying Title	Open Interest[5]	Multilateral Transactions[1]				Bilateral Transactions[2]		Stock Borrowing through OTC (volume)[3]	
			Volume(Offered)	Average Weighted	Transactions volume	Average Weighted	Transactions Volume	Average Weighted	Transactions Volume	
ADMIEBOR	ADMIE (IPTO) HOLDING S.A. (CR)	15,500	---	---	---	---	---	---	135,644	
AEGNBOR	AEGEAN AIRLINES (CR)	4,402	---	---	---	---	---	---	61,723	
ALPHABOR	ALPHA BANK (CR)	86,500	---	---	---	---	---	---	41,254,290	
ALMYBOR	ALUMIL (CR)	---	---	---	---	---	---	---	---	
TATTBOR	ATTICA BANK S.A. (CR)	14,300	---	---	---	---	---	---	370	
EEEBOR	CC HBC AG (CR)	3,954	---	---	---	---	---	---	70,546	
CENERBOR	CENERGY HOLDINGS (CB)	---	---	---	---	---	---	---	---	
ELLAKTORBOR	ELLAKTOR (CR)	2,200	---	---	8,000	3.74%	---	---	215,733	
EUROBBOR	EUROBANK HOLDINGS (CR)	20,000	---	---	---	---	---	---	38,091,602	
EYDAPBOR	EYDAP S.A. (CR)	---	---	---	---	---	---	---	243,864	
FFGRPBOR	FOLLI FOLLIE (CR)	---	---	---	---	---	---	---	897,835	
FOYRKBOR	FOURLIS (CR)	---	---	---	---	---	---	---	32,408	
GEKTERNABOR	GEK TERNA (CR)	28,300	---	---	---	---	---	---	24,135	
SARBOR	GR. SARANTIS S.A. (CR)	---	---	---	---	---	---	---	19,300	
EXAEBOR	HELLENIC EXCHANGES-A.S.E. (CR)	3,000	---	---	---	---	---	---	256,399	
ELPEBOR	HELLENIC PETROLEUM (CR)	---	---	---	---	---	---	---	156,356	
INTRKBOR	INTRACOM HOLDINGS (CR)	---	---	---	---	---	---	---	---	
BELABOR	JUMBO SA (CR)	---	---	---	---	---	---	---	290,450	
LAMDABOR	LAMDA DEVELOPMENT SA (CR)	---	---	---	---	---	---	---	1,002	
MIGBOR	MARFIN INVESTMENT GROUP (CR)	---	---	---	---	---	---	---	794,474	
MOHBOR	MOTOR OIL (CR)	1,500	---	---	---	---	---	---	342,585	
MYTILBOR	MYTILINEOS (CR)	---	---	---	---	---	---	---	62,554	
ETEBOR	NATIONAL BANK (CR)	---	---	---	---	---	---	---	10,561,639	
OPAPBOR	OPAP (CR)	3,000	---	---	---	---	---	---	1,401,222	
HTOBOR	OTE (CR)	10,300	---	---	---	---	---	---	991,992	
PPABOR	P.P.A. S.A. (CR)	250	---	---	---	---	---	---	10,501	
TPEIRBOR	PIRAEUS FINANCIAL HOLD (CR)	---	---	---	---	---	---	---	24,113,416	
PLAISBOR	PLAISIO COMPUTERS SA (CR)	---	---	---	---	---	---	---	4,000	
PPCBOR	PPC (CR)	4,100	---	---	---	---	---	---	1,708,525	
QUALBOR	QUALITY & RELIABILITY SA (CR)	---	---	---	---	---	---	---	---	
TENERGYBOR	TERNA ENERGY (CR)	6,726	---	---	---	---	---	---	130,158	

Stock Lending Notes

[1] - Multilateral contracts Lending or Borrowing as per Methods 8-1, 8-2 and 8-3-3 (According to ATHEX BoD Resolution No.17)

[2] - Bilateral Contracts Lending or Borrowing as per Methods 8-3-1 and 8-3-2 (According to ATHEX BoD Resolution No.20)

[3] - The information concerning OTC Stock Borrowing Transactions is based on the statements of the Dematerialised Securities System (DSS) operators involved and refers to volumes that have been registered up until the previous working day.

[4] - Average Price (Volume weighted)

[5] - The Data concerning Open Interest before the start of trading session

Lending Products	Underlying Title	Open Interest[5]	Multilateral Transactions[1]				Bilateral Transactions[2]		Stock Borrowing through OTC (volume)[3]	
			Volume(Offered)	Average Weighted	Transactions volume	Average Weighted	Transactions Volume	Average Weighted	Transactions Volume	
TITCBOR	TITAN CEMENT (CB)	---	---	---	---	---	---	---	244,155	
VIOBOR	VIOHALCO SA/NV (CB)	---	---	---	---	---	---	---	---	

Stock Lending Notes

[1] - Multilateral contracts Lending or Borrowing as per Methods 8-1, 8-2 and 8-3-3 (According to ATHEX BoD Resolution No.17)

[2] - Bilateral Contracts Lending or Borrowing as per Methods 8-3-1 and 8-3-2 (According to ATHEX BoD Resolution No.20)

[3] - The information concerning OTC Stock Borrowing Transactions is based on the statements of the Dematerialised Securities System (DSS) operators involved and refers to volumes that have been registered up until the previous working day.

[4] - Average Price (Volume weighted)

[5] - The Data concerning Open Interest before the start of trading session

Sectors codification for listed companies

12003-	ETF	10101010	Computer Services
10101015	Software	10102030	Computer Hardware
15101010	Telecommunications Equipment	15102015	Telecommunications Services
20101010	Health Care Facilities	20101025	Health Care Services
20102010	Medical Equipment	20103015	Pharmaceuticals
30101010	Banks	30202000	Diversified Financial Services
30202010	Asset Managers & Custodians	30202015	Investment Services
30302010	Full Line Insurance	30302015	Insurance Brokers
30302025	Property and Casualty Insurance	35101010	Real Estate Holding and Development
35101015	Real Estate Services	35102000	Diversified REITs
35102030	Office REITs	40201040	Rental & Leasing Services: Consumer
40202010	Home Construction	40202015	Household Furnishings
40202020	Household Appliance	40203040	Electronic Entertainment
40203045	Toys	40204020	Clothing & Accessories
40301010	Entertainment	40301030	Publishing
40301035	Radio & TV Broadcasters	40401010	Diversified Retailers
40401020	Apparel Retailers	40401025	Home Improvement Retailers
40401030	Specialty Retailers	40501010	Airlines
40501015	Travel & Tourism	40501020	Casinos & Gambling
40501025	Hotels & Motels	45101015	Distillers & Vintners
45101020	Soft Drinks	45102010	Farming Fishing Ranching & Plantations
45102020	Food Products	45103010	Tobacco
45201010	Food Retailers & Wholesalers	45201020	Personal Products
50101010	Construction	50101030	Cement
50101035	Building Materials: Other	50202010	Electrical Components
50203000	Diversified Industrials	50203015	Plastics
50203030	Containers & Packaging	50204000	Machinery: Industrial
50204020	Machinery: Construction & Handling	50205010	Industrial Suppliers
50205020	Back Office Support HR & Consulting	50205030	Forms & Bulk Printing Services
50206015	Commercial Vehicles & Parts	50206030	Marine Transportation
50206060	Transportation Services	55101000	Diversified Materials
55101020	Textile Products	55102000	General Mining
55102010	Iron & Steel	55102015	Metal Fabricating
55102035	Aluminum	60101000	Integrated Oil & Gas
60101020	Oil Refining and Marketing	65101010	Alternative Electricity
65101015	Conventional Electricity	65102030	Water



ATHEX
Athens Stock Exchange

Λεωφ. Αθηνών 110 104 42 Αθήνα
110, Athinon Ave. GR 104 42 Athens
tel. (+30)210-33.66.800, fax (+30)210-33.66.101
www.athexgroup.gr