

21

Ημερήσιο Δελτίο  
Συναλλακτικής Δραστηριότητας

Daily Official List  
of Trading Activity

Monday, 22 March, 2021  
Year: 142 Trading Day No: 54



**ATHEXGROUP**  
Athens Exchange Group

**Disclaimer:**

Hellenic Exchanges-Athens Stock Exchange S.A endeavours to ensure that the data and other material ("Information") presented on the Daily Official List are accurate and complete, but it is not liable for any errors or omissions of data or /and for the accuracy, credibility, updating and completeness of the aforesaid information nor it has any liability arising directly or indirectly from the use of the above Information.

The Company is not liable for the accuracy of the data included in listed companies' announcements. Only the sender of such an announcement is fully and solely liable for any infringement of third party's rights from the content of such announcement. All contents of the Daily Official List are provided only for information purposes and do not constitute investment advice or solicitation to invest in securities or other products listed for trading on the Exchange.

You acknowledge and agree that the Company is the owner of any property rights related to any Information appearing on the Daily Official List including intellectual property rights copyright, trademarks, etc.

The above data are a property of the Hellenic Exchanges-Athens Exchange and are copyright protected. Users are forbidden to reproduce, modify, copy, sale, transmit or redistribute, by all reproduction means and methods, part or the whole of the above data, without reference to their source.

The commercial exploitation of these data is, also, forbidden by third parties. Hellenic Exchanges-Athens Exchange does not carry any responsibility, direct or indirect, derived from usage or accidental alteration of the above data when used by third parties.

---

**Hellenic Exchanges – Athens Stock Exchange S.A.**

110 Athinon Ave., 10442 Athens, Tel: (210) 33.66.800, Fax: (210) 32.13.938

[www.athexgroup.gr](http://www.athexgroup.gr)

---

**Thessalonica Stock Exchange Center (T.S.E.C)**

16-18 Katouni Str., Thessalonica 546 25 Tel: (2310) 567.667, Fax: (2310) 530.545

---

**Athex Members Guarantee Fund**

14-16 Fidiou Str., Athens 106 78, Tel: (210) 33.04.682, Fax: (210) 33.04.155

---

**Hellenic Republic Capital Market Commission**

1 Kolokotroni Str. & 1 Stadiou Str., Athens 10562 Tel: (210) 33.77.100 Fax: (210) 33.77.173

---

**Table of Contents**

---

**Section 1: Statistical Figures of Securities, Derivatives and Lending**

Summary of Markets

Athex Indices

Analytic Figures for Athex Market's Boards and Categories

Trading Details by Athex Sectors and Financial Instruments (ETFs)

Top 10 best &amp; worst performing Shares

Derivatives Summary

**Section 2: Analytic Figures of Shares Transactions**

Analytic Figures of Shares Transactions

Shares' Notes

**Section 3: Figures of Securities Transactions**

Securities Blocks Details

Shares Rights Details

Stock Borrowing

Securities Forced Sales

Forced Sales Registered Shares

Exchange Traded Funds (ETFs) Characteristics

**Section 5: Bonds traded in Fixed Income Assets Market**

Convertible Corporate Bonds - Regulated Market

Non Convertible Corporate Bonds - Regulated Market

Government Bonds

Treasury Bills &amp; Zero Coupon Government Bonds

Government Bonds Traded with the Open Outcry Method

State Banks Bonds

**Section 6: Additional Infos**

Athex &amp; ATHEXClear Members List

List of Stocks under Market Making operations

**Section 7: Derivatives Market Analytic Figures**

Index Futures

Stock Futures

Index Options

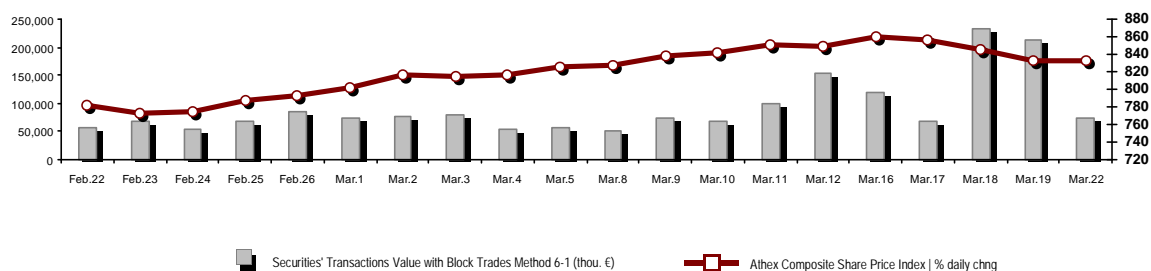
Stock Options

Stock Lending Analytic Figures

**Appendix A: Sectors codification for listed companies**

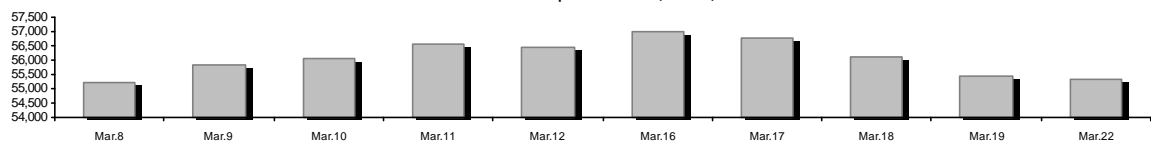
## Summary of Markets

Athex Composite Share Price Index vs Shares and Derivatives Transactions Value

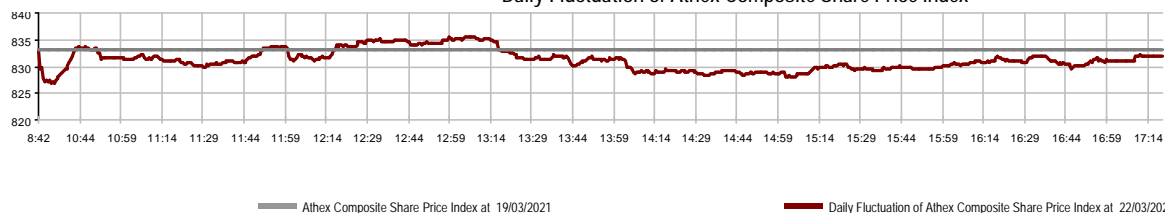


Athex Capitalisation (mill. €)**:	55,327.52	Derivatives Total Open Interest	365,596
Daily change: mill. €   %	-134.66 -0.24%	in Index Futures   % daily chng	5,654 -14.95%
Yearly Avg Capitalisation: mill. €   % chng prev year Avg	53,300.22 12.47%	in Stock Futures   % daily chng	359,177 -17.16%
Athex Composite Share Price Index   % daily chng	832.06 -0.12%	in Index Options   % daily chng	537 -74.67%
Athex Composite Share Price Index Capitalisation (mill. €)	49,208.80	in Stock Options   % daily chng	228 -87.07%
Daily change (mill. €)	-187.66		
Securities' Transactions Value with Block Trades Method 6-1 (t	72,917.61	Derivatives Contracts Volume:	62,027
Daily change: %	-141,335.47 -65.97%	Daily change: pieces   %	-57,986 -48.32%
YtD Avg Trans. Value: thou. €   % chng prev year Avg	71,583.46 11.78%	YtD Avg Derivatives Contracts % chng prev year Avg	54,917 37.08%
Blocks Transactions Value of Method 6-1 (thou. €)	894.00	Derivatives Trades Number:	3,138
Blocks Transactions Value of Method 6-2 & 6-3 (thou. €)	0.00	Daily change: number   %	-2,683 -46.09%
Bonds Transactions Value (thou.€)	447.46	YtD Avg Trades number % chng prev year Avg	3,039 14.50%
Securities' Transactions Volume with Block Trades Method 6-1 (tho	62,067.69	Lending Total Open Interest	442,733
Daily change: thou. pieces   %	-51,393.45 -45.30%	Daily change: pieces   %	23,293 5.55%
YtD Avg Volume: % chng prev year Avg	34,784.86 -15.34%	Lending Volume (Multilateral/Bilateral)	3,550
Blocks Transactions Volume of Method 6-1 (thou. Pieces)	1,000.00	Daily change: pieces   %	-177,743
Blocks Transactions Volume of Method 6-2 & 6-3 (thou. Pieces)	0.00	Multilateral Lending	3,550
Bonds Transactions Volume	450,000	Bilateral Lending	0
Securities' Trades Number with Block Trades Method 6-1	41,577	Lending Trades Number:	3
Daily change: number   %	-15,979 -27.76%	Daily change: %	-6
YtD Avg Trades number % chng prev year Avg	33,897 3.86%	Multilateral Lending Trades Number	3
Number of Blocks Method 6-1	1	Bilateral Lending Trades Number	0
Number of Blocks Method 6-2 & 6-3	0		
Number of Bonds Transactions	55		

Athex Capitalisation (mill. €)\*\*



Daily Fluctuation of Athex Composite Share Price Index



## Athex Indices

Index name	22/03/2021	19/03/2021	pts.	%	Min	Max	Year min	Year max	Year change
Athex Composite Share Price Index	832.06 €	833.07	-1.01	-0.12%	826.87	835.65	726.02	862.36	2.85% #
FTSE/Athex Large Cap	2,002.45 €	2,004.43	-1.98	-0.10%	1,986.05	2,012.28	1,718.82	2,077.30	3.51% #
FTSE/Athex Mid Cap Index	1,180.00 €	1,185.22	-5.22	-0.44%	1,177.98	1,190.59	1,026.21	1,190.59	6.56% #
FTSE/ATHEX-CSE Banking Index	396.66 #	394.33	2.33	0.59%	385.22	406.77	306.88	435.34	0.98% #
FTSE/ATHEX High Dividend Yield Index	2,778.62 #	2,772.98	5.64	0.20%	2,764.26	2,779.69	2,542.41	2,845.49	2.76% #
FTSE/ATHEX Global Traders Index Plus	2,195.64 #	2,195.34	0.30	0.01%	2,183.98	2,203.23	1,943.84	2,257.27	4.49% #
FTSE/ATHEX Mid & Small Cap Factor-Weighted Ind	3,227.03 #	3,205.86	21.17	0.66%	3,192.74	3,232.89	2,996.13	3,308.60	3.29% #
ATHEX Select Index Plus	3,224.65 €	3,232.05	-7.40	-0.23%	3,207.41	3,239.05	2,805.20	3,289.40	4.68% #
ATHEX Select Index	3,059.96 #	3,044.13	15.83	0.52%	3,044.13	3,081.24	2,785.00	3,121.02	1.06% #
FTSE/Athex Market Index	486.59 €	488.11	-1.52	-0.31%	484.24	488.58	424.25	504.26	2.74% #
FTSE Med Index	4,776.26 €	4,795.35	-19.09	-0.40%			4,489.55	4,838.75	5.31% #
Athex Composite Index Total Return Index	1,399.29 €	1,400.98	-1.69	-0.12%	1,390.55	1,405.33	1,220.96	1,450.25	2.85% #
FTSE/Athex Large Cap Total Return	3,073.57 €	3,076.61	-3.04	-0.10%			2,707.58	3,181.12	3.50% #
FTSE/Athex Mid Cap Total Return	1,481.25 €	1,487.81	-6.56	-0.44%			1,313.08	1,487.81	6.56% #
FTSE/ATHEX-CSE Banking Total Return Index	347.46 #	345.42	2.04	0.59%			283.07	379.63	0.98% #
Hellenic Mid & Small Cap Index	1,270.58 €	1,272.90	-2.32	-0.18%	1,265.98	1,274.49	1,110.37	1,293.37	5.66% #
FTSE/Athex Banks	524.08 #	521.01	3.07	0.59%	508.97	537.44	405.46	575.18	0.98% #
FTSE/Athex Insurance	1,941.31 €	1,961.24	-19.93	-1.02%	1,929.35	1,965.23	1,909.42	2,032.99	1.67% #
FTSE/Athex Financial Services	774.81 #	767.90	6.91	0.90%	767.90	784.01	679.98	832.38	1.42% #
FTSE/Athex Industrial Goods & Services	3,300.47 #	3,290.33	10.14	0.31%	3,277.99	3,315.32	2,762.19	3,315.32	12.53% #
FTSE/Athex Retail	54.01 #	53.42	0.59	1.10%	53.06	54.28	46.54	54.90	8.96% #
FTSE/ATHEX Real Estate	4,705.63 #	4,639.34	66.29	1.43%	4,638.48	4,735.78	4,187.35	4,969.83	-2.48% €
FTSE/Athex Consumer Goods & Services	8,208.26 €	8,267.36	-59.10	-0.71%	8,132.72	8,267.36	6,939.31	8,900.44	5.48% #
FTSE/Athex Food & Beverage	9,742.60 €	9,850.35	-107.75	-1.09%	9,726.03	9,857.75	9,045.03	10,387.32	-1.44% €
FTSE/Athex Basic Resources	7,235.81 #	7,034.20	201.61	2.87%	6,952.76	7,235.81	5,233.31	7,237.61	17.58% #
FTSE/Athex Construction & Materials	2,947.14 #	2,931.00	16.14	0.55%	2,919.28	2,956.16	2,565.75	3,046.79	6.74% #
FTSE/Athex Energy	3,125.45 #	3,020.54	104.91	3.47%	3,020.54	3,128.93	2,835.10	3,359.24	5.42% #
FTSE/Athex Travel & Leisure	1,774.29 €	1,812.69	-38.40	-2.12%	1,763.27	1,812.69	1,540.34	1,864.92	2.41% #
FTSE/Athex Technology	1,124.10 €	1,127.87	-3.77	-0.33%	1,115.32	1,133.92	1,043.00	1,167.75	2.91% #
FTSE/Athex Telecommunications	3,688.53 €	3,732.31	-43.78	-1.17%	3,638.77	3,732.31	3,294.37	3,739.18	1.21% #
FTSE/Athex Utilities	4,931.19 €	4,975.17	-43.98	-0.88%	4,892.09	4,975.17	4,264.97	5,079.15	7.14% #
FTSE/Athex Health Care	471.18 €	485.18	-14.00	-2.89%	454.86	485.18	396.54	503.84	6.32% #
Athex All Share Index	194.27 €	194.74	-0.47	-0.24%	194.27	194.27	175.88	200.15	3.58% #
Hellenic Corporate Bond Index	124.85 #	124.45	0.40	0.32%			122.29	124.85	2.28% #
Hellenic Corporate Bond Price Index	95.33 #	95.04	0.30	0.31%			93.98	95.33	1.59% #

Note 1: FTSE/Med 100, Hellenic Corporate Bond Price Index and Hellenic Corporate Bond Index closing prices refer to the previous trading day of 18/03/2021.

Note 2: The Hellenic Mid & Small Cap Index is a Customized index calculated by the Athens Exchange.

## Analytic Figures for Athex Market's Boards and Categories

	Total Traded Securities	Main Market	Surveillance	Exchange Traded Funds (ETFs)
Totals	132	116	15	1
Gain / Lose / Same:	54 / 48 / 30	51 / 43 / 22	3 / 4 / 8	0 / 1 / 0
Athex Capitalisation (mill. €) **	55,327.52	55,000.73	326.79	
Daily Average Trans/ons Value(thou.€)	71,583.46	71,430.97	188.69	18.71
Transactions Value	72,917.61	72,762.80	152.29	2.52
Main Board:	72,023.61	71,868.80	152.29	2.52
Blocks Board 6_2_3:	894.00	894.00	0.00	0.00
Forced Sales Board:	0.00	0.00	0.00	0.00
Special Terms Board:	0.00	0.00	0.00	0.00
Daily Average Transactions Volume	34,784,862	33,678,757	1,150,566	994
Transactions Volume	62,067,693	61,074,686	992,882	125
Main Board:	61,067,693	60,074,686	992,882	125
Blocks Board 6_2_3:	1,000,000	1,000,000	0	0
Forced Sales Board:	0	0	0	0
Special Terms Board:	0	0	0	0
Daily Average Number of Trades	33,897	33,660	234	3
Number of Trades	41,577	41,334	238	5
Main Board:	41,576	41,333	238	5
Blocks Board 6_2_3:	1	1	0	0
Forced Sales Board:	0	0	0	0
Special Terms Board:	0	0	0	0

## Trading Details by Athex Sectors and Financial Instruments (ETFs)

Code	Sectors	Gain / Lose / Same	Number of Trades	Transactions Volume	Transactions Value	% of Total Trans. Value
3010	- Banks	4 / 2 / 0	19,694	53,082,055	34,463,476.51	47.26%
5510	- Basic Resources	10 / 3 / 2	1,118	494,608	1,197,757.18	1.64%
5010	- Construction & Materials	6 / 3 / 4	2,101	1,192,492	3,498,869.42	4.80%
4020	- Consumer Products & Services	3 / 4 / 2	2,666	494,885	5,897,165.46	8.09%
6010	- Energy	2 / 2 / 0	1,474	296,389	2,688,013.19	3.69%
12000	- Financial Instruments	0 / 1 / 0	5	125	2,516.10	0.00%
3020	- Financial Services	1 / 2 / 1	576	2,132,052	325,462.96	0.45%
4510	- Food Beverage & Tobacco	3 / 5 / 2	260	48,693	931,635.42	1.28%
2010	- Health Care	1 / 2 / 1	52	15,299	16,118.51	0.02%
5020	- Industrial Goods & Service	6 / 7 / 6	1,916	1,062,472	3,524,453.18	4.83%
3030	- Insurance	0 / 2 / 0	52	9,608	43,175.51	0.06%
4030	- Media	0 / 1 / 1	73	105,058	30,829.31	0.04%
4520	- Personal Care, Drug & Grocery Stores	3 / 0 / 0	229	53,455	261,540.15	0.36%
3510	- Real Estate	1 / 5 / 1	532	138,269	803,753.36	1.10%
4040	- Retail	4 / 1 / 1	343	81,346	318,559.41	0.44%
1010	- Technology	5 / 1 / 4	426	69,970	288,631.98	0.40%
1510	- Telecommunications	2 / 2 / 1	4,040	1,308,154	10,049,525.53	13.78%
4050	- Travel & Leisure	1 / 3 / 3	3,056	893,765	4,356,600.14	5.97%
6510	- Utilities	2 / 2 / 1	2,964	588,998	4,219,523.31	5.79%

## Top 10 best &amp; worst performing Shares

## Main Market

With positive Price change	Closing price	change	With negative Price change	Closing price	change
ELVALHALCOR (CR)	2.24	10.35% #	PIRAEUS FINANCIAL HOLD (CR)	0.428	-20.06% €
LOULIS MILLS SA (CR)	2.64	4.76% #	AEGEAN AIRLINES (CR)	4.955	-12.30% €
INTRACOM HOLDINGS (CR)	0.941	4.21% #	ATTICA BANK S.A. (CR)	0.205	-3.30% €
AVAX S.A. (CR)	0.784	4.12% #	MARFIN INVESTMENT GROUP (CR)	0.0294	-3.29% €
MOTOR OIL (CR)	12.71	4.01% #	CENERGY HOLDINGS (CB)	2.225	-3.26% €
VIOHALCO SA/NV (CB)	4.46	3.00% #	BIOKARPET S.A.(CR)	0.875	-2.78% €
INTRACOM CONSTR. (CR)	1.415	2.91% #	AVE (CR)	0.286	-2.72% €
ALPHA BANK (CR)	0.913	2.58% #	REDS S.A. (CR)	1.395	-2.45% €
HELLENIC PETROLEUM (CR)	5.43	2.45% #	PPC (CR)	9.1	-1.83% €
NATIONAL BANK (CR)	2.445	2.17% #	P.P.A. S.A. (CR)	21.75	-1.58% €
With the highest Transactions Value	Value (thou. €)	change	With the highest Transactions Volume	Volume	change
PIRAEUS FINANCIAL HOLD (CR)	15,407.97	-20.06% €	PIRAEUS FINANCIAL HOLD (CR)	33,512,189	-20.06% €
OTE (CR)	9,496.81	-1.26% €	ALPHA BANK (CR)	10,287,547	2.58% #
ALPHA BANK (CR)	9,273.99	2.58% #	EUROBANK HOLDINGS (CR)	6,817,108	0.09% #
JUMBO SA (CR)	5,636.88	-0.73% €	MARFIN INVESTMENT GROUP (CR)	2,066,869	-3.29% €
NATIONAL BANK (CR)	4,871.79	2.17% #	NATIONAL BANK (CR)	1,988,481	2.17% #
EUROBANK HOLDINGS (CR)	4,766.17	0.09% #	OTE (CR)	717,137	-1.26% €
MYTILINEOS (CR)	2,895.88	0.68% #	INTRACOM HOLDINGS (CR)	571,949	4.21% #
PPC (CR)	2,698.68	-1.83% €	ATTICA BANK S.A. (CR)	473,898	-3.30% €
OPAP (CR)	2,653.52	-1.40% €	AVAX S.A. (CR)	440,319	4.12% #
GEK TERNA (CR)	2,093.59	-0.73% €	ELLAKTOR (CR)	380,541	0.00% -

Note: Stocks that are not included in the "Low Dispersion" and "Under Supervision" categories, and the transactions value is more than 10,000 €.

## Derivatives Summary

	Number of Trades	Volume	Open Interest
Index Futures	178	703	5,654
FTSE/Athex Large Cap	178	703	5,654
Stock Futures	2,944	61,190	359,177
ADMIE (IPTO) HOLDING S.A. (CR)	32	294	6,580
ALPHA BANK (CR)	395	8,802	107,037
ATTICA BANK S.A. (CR)	4	230	336
CC HBC AG (CR)	4	4	39
CENERGY HOLDINGS (CB)	21	103	7,058
ELLAKTOR (CR)	18	130	5,137
EUROBANK HOLDINGS (CR)	138	2,555	40,986
EYDAP S.A. (CR)	3	15	279
FOURLIS (CR)	14	37	935
GEK TERNA (CR)	44	222	8,822
HELLENIC EXCHANGES-A.S.E. (CR)	9	33	2,061
HELLENIC PETROLEUM (CR)	4	15	1,911
INTRACOM HOLDINGS (CR)	35	649	1,854
JUMBO SA (CR)	16	39	547
LAMDA DEVELOPMENT SA (CR)	42	181	3,033
MARFIN INVESTMENT GROUP (CR)	30	30	47,446
MOTOR OIL (CR)	42	150	2,631
MYTILINEOS (CR)	86	247	5,262
NATIONAL BANK (CR)	206	3,303	37,482
OPAP (CR)	24	86	2,657
OTE (CR)	53	191	6,250
P.P.A. S.A. (CR)	0	0	243
PIRAEUS FINANCIAL HOLD (CR)	1,405	42,458	46,873
PPC (CR)	172	723	16,560
TERNA ENERGY (CR)	55	282	1,608
TITAN CEMENT (CB)	10	44	1,055
VIOHALCO SA/NV (CB)	82	367	4,495
Index Options	13	101	537
FTSE/Athex Large Cap	13	101	537
Stock Options	3	33	228
ALPHA BANK (CR)	0	0	15
NATIONAL BANK (CR)	0	0	26
OPAP (CR)	0	0	3
OTE (CR)	3	33	81
PIRAEUS FINANCIAL HOLD (CR)	0	0	0
PPC (CR)	0	0	103
<b>Total Derivatives Traded</b>	<b>3,138</b>	<b>62,027</b>	<b>365,596</b>









Daily Official List

Year: 142 Trading Day No: 54

Section 2: Analytic Figures of Shares Transactions

Monday, 22 March, 2021

Number of Outstanding Securities	Nominal Value	Dividends [1]			Date of Last Coupon		Note	Shares	Closing price	% change	Previous closing price/date	Open price	Price min	Price max	Last price	Avg price	Last Bid [7]	Last Ask [7]	P/E after tax	Year	Volume	Trades	Transactions Value[8]	Company Mkt Value (thou. €)	Year low	Year high	Sector [4]
23,828,130	0.500	0.05	---	---	22/07/2019	17/02/2009	---	ELINOIL S.A. (CR)	1.92	-2.54	1.97	1.99	1.91	1.99	1.97	1.943	50@1.93	1065@1.97	---	---	4,309	17	8,373.41	45,750.01	1.48	2.06	60101020
122,156,754	0.440	---	0.01	---	25/09/2020	28/03/2018	---	IASO SA (CR)	1.28	---	1.28	1.305	1.305	1.305	1.305	500@1.31	500@1.34	---	---	10	1	13.05	156,360.65	1.23	1.43	20101010	
86,735,980	0.310	---	---	---	06/07/2009	02/01/2002	---	ATHENS MEDICAL CENTER SA (CR)	1.59	3.92	1.53	1.53	1.53	1.6	1.59	1.577	40@1.55	6@1.59	---	---	5,809	23	9,163.12	137,910.21	1.28	1.7	20101025
2,566,836	0.440	---	---	---	13/08/2010	09/01/2007	---	INTERWOOD-XYLEMPORIA (PR)	0.35	---	0.35	---	---	---	---	---	1728@0.316	---	---	---	---	---	9,155.19	0.224	0.35	50205010	
34,986,430	0.440	---	---	---	25/07/2008	23/02/2010	---	INTERWOOD-XYLEMPORIA (CR)	0.236	---	0.236	0.258	0.258	0.258	0.258	0.258	446@0.258	---	---	---	25	4	6.45	9,155.19	0.132	0.326	50205010
2,760,000	11.83	9.5	9.4	---	29/06/2020	16/07/1990	---	KARELIA (CR)	304	-2.56	312	310	304	310	304	307	1@302.00	50@312.00	---	---	20	2	6,140.00	839,040.00	276	362	45103010
18,017,472	0.360	---	---	---	15/06/2010	28/08/2017	---	KTIMA KOSTAS LAZARIDIS SA (CR)	1.23	2.93	1.195	1.2	1.15	1.23	1.23	1.169	71@1.20	50@1.25	---	---	2,659	12	3,109.07	22,161.49	1.08	1.33	45101015
21,364,000	1.12	0.2	---	---	29/07/2019	10/08/2005	---	LAMPASA HOTEL SA (CR)	19.5	---	19.5	19.5	19.5	19.5	19.5	100@19.50	100@20.00	---	---	10	1	195.00	416,598.00	19.5	20	40501025	
8,321,682	0.670	---	---	---	17/08/2007	23/11/1999	---	N. LEVENTERIS (CR)	0.173	---	0.173	---	---	---	---	400@0.160	1000@0.185	---	2019	---	---	---	1,871.76	0.163	0.218	50203000	
2,160,524	0.670	---	---	---	03/12/2018	23/11/1999	---	N. LEVENTERIS (PR)	0.2	---	0.2	---	---	---	---	225@0.200	---	---	2019	---	---	---	1,871.76	0.2	0.23	50203000	
6,340,000	0.600	0.05	0.06	0.134	03/12/2020	14/12/2020	---	NAKAS MUSIC	1.9	7.95	1.76	1.83	1.83	1.9	1.9	1.881	2050@1.76	32@1.90	---	---	535	6	1,006.38	12,046.00	1.73	2.02	40401030
27,379,200	1.20	0.294	0.3654	---	03/07/2020	24/08/2018	---	CRETE PLASTICS SA (CR)	15.8	-1.56	16.05	16.4	15.8	16.4	15.8	15.808	5@15.90	35@16.00	---	---	370	5	5,849.00	432,591.36	14.8	17.5	50203015
255,494,534	3.00	0.286	0.613	0.14	07/12/2020	23/12/2015	---	PRODEA (CR)	8	---	8	---	---	---	---	30@7.40	15@7.80	---	---	---	---	---	2,043,956.27	7.4	8.2	35102000	
4,181,450	0.500	---	---	---	21/08/2000	05/03/2002	---	FLOUR MILLS SARANTOPOULOS SA	1.17	---	1.17	---	---	---	---	---	26@1.28	---	---	---	---	---	4,892.30	0.885	1.3	45102020	

Exchange Traded Funds (ETFs)

853,597	---	---	---	---	15/06/2016	---	ALPHA ETF FTSE Athex Large Cap	20.16	-0.49	20.26	20.1	20	20.17	20.16	20.129	91@20.00	---	---	---	125	5	2,516.10	---	15.05	20.7	12003
---------	-----	-----	-----	-----	------------	-----	--------------------------------	-------	-------	-------	------	----	-------	-------	--------	----------	-----	-----	-----	-----	---	----------	-----	-------	------	-------

Surveillance

343,547,953	0.300	---	---	---	19/09/2016	5251	Forthnet (CR)	0.3	---	0.3	0.3	0.3	0.3	0.3	0.3	0.2473610@0.300	1500@0.302	---	---	15,580	4	4,674.00	103,064.39	0.272	0.3	15102015	
355,437,751	0.100	---	---	---	07/07/2010	21/09/2017	5160	FRIGOGLASS SA (CR)	0.076	-1.93	0.0775	0.077	0.075	0.077	0.076	0.07673989@0.075	279479@0.076	---	---	476,280	54	36,177.10	27,013.27	0.075	0.112	50204000	
51,081,030	1.00	---	---	---	20/08/2007	03/09/2007	4912	LAVIPHARM SA (CR)	0.422	-4.52	0.442	0.436	0.422	0.436	0.422	0.429	1114@0.422	6154@0.432	---	---	7,641	15	3,274.74	21,556.19	0.4	0.5	20103015
65,326,268	0.530	---	---	---	04/07/2007	19/07/2006	4750	SATO SA (CR)	0.0305	---	0.0305	0.03	0.03	0.03	0.03	0.03	5690@0.025	4640@0.028	---	---	3,000	1	90.00	1,992.45	0.022	0.046	40202015
13,191,620	0.620	---	---	---	04/08/2010	09/09/2002	5232	YALCO - CONSTANTINOU (CR)	0.06	---	0.06	0.058	0.058	0.058	0.058	0.058	116@0.058	10000@0.065	---	---	99	3	5.74	791.50	0.058	0.0915	40202020
13,000,000	1.00	---	---	---	01/08/2007	07/04/2000	5093	AKRITAS SA (CR)	0.37	-9.76	0.41	0.366	0.366	0.37	0.37	0.37	20@0.382	210@0.410	---	---	1,040	6	384.76	4,810.00	0.27	0.446	50101035
221,519,681	0.300	---	---	---	02/07/2008	28/02/2011	4957	ANEK LINES SA (CR)	0.042	-11.58	0.0475	0.042	0.042	0.042	0.042	0.042	1706@0.042	3000@0.046	---	---	47,270	20	1,994.73	9,566.85	0.045	0.0525	40501015
312,163	0.300	---	---	---	02/07/2008	28/02/2011	4959	ANEK LINES SA (PR, issue '90)	0.072	---	0.072	---	---	---	---	---	---	---	---	---	---	---	---	9,566.85	0.058	0.072	40501015
2,969,713	0.300	---	---	---	02/07/2008	28/02/2011	4958	ANEK LINES SA (PR, issue '96)	0.081	---	0.081	---	---	---	---	---	---	---	---	---	---	---	---	9,566.85	0.065	0.081	40501015
4,737,503	0.320	---	---	---	22/06/2005	22/09/2015	5115	VARANGIS AVEPE S.A. (CR)	0.11	---	0.11	---	---	---	---	---	---	---	---	---	---	---	---	521.13	0.105	0.12	40202015
6,330,002	0.300	---	---	---	25/06/2002	15/03/2019	5162	VARARESSOS (CR)	0.408	---	0.408	---	---	---	---	---	---	100@0.410	---	2019	---	---	---	2,582.64	0.328	0.436	55101020
17,579,754	4.16	---	---	---	18/08/2006	02/08/2010	---	BIOTER SA (CR)	0.402	---	0.402	0.4	0.4	0.402	0.402	0.40224000@0.400	499@0.402	---	---	15,125	25	6,075.65	7,067.06	0.28	0.44	50101010	
4,968,600	2.88	---	---	---	01/07/1998	14/12/1998	5245	VIS SA (CR)	1.17	---	1.17	---	---	---	---	---	1000@1.17	---	2019	---	---	---	---	5,813.26	0.82	1.17	50203030
3,961,300	1.28	---	---	---	29/06/2004	03/08/2000	5248	DUROS SA (CR)	0.3	---	0.3	---	---	---	---	---	10@0.260	---	2019	---	---	---	---	1,188.39	0.24	0.3	40204020
51,754,364	0.300	---	---	---	23/12/2003	24/01/2007	5197	SELECTED TEXT. IND. ASSOC (CR)	0.18	13.92	0.158	0.18	0.18	0.189	0.18	0.181	1000@0.178	44@0.189	---	---	20,816	18	3,767.58	9,315.79	0.151	0.216	55101020
11,125,110	0.300	---	---	---	02/06/2010	06/11/2017	5178	EUROCONSULTANTS S.A. (CR)	0.37	---	0.37	0.396	0.37	0.396	0.37	0.371	1000@0.346	1000@0.380	---	---	121,615	39	45,059.55	4,116.29	0.288	0.462	50205020
156,961,721	0.300	---	---	---	30/05/2013	14/11/2007	5246	INTRALOT (CR)	0.17	1.19	0.168	0.175	0.17	0.175	0.17	0.171	3500@0.169	2500@0.171	---	---	279,178	43	47,816.59	26,683.49	0.153	0.226	40501020
7,125,216	0.650	---	---	---	01/07/2005	14/12/1999	4955	KRE.KA SA (CR)	0.175	---	0.175	0.17	0.17	0.17	0.17	0.17	800@0.140	1461@0.170	---	2019	539	2	91.63	1,246.91	0.122	0.189	45102010
7,734,375	1.00	---	---	---	09/07/2007	07/01/2011	5112	LIVANIS SA (CR)	0.147	---	0.147	---	---	---	---	---	---	100@0.120	---	---	---	---	---	1,136.95	0.072	0.147	40301030
15,842,391	1.51	---	---	---	15/07/2009	12/05/2000	5141	BITROS HOLDING SA (CR)	0.26	---	0.26	---	---	---	---	---	2000@0.250	2680@0.260	---	---	---	---	---	4,119.02	0.19	0.39	55102010
53,154,140	0.120	---	---	---	15/07/2008	24/11/2020	5190	NIKAS SA (CR)	1.4	---	1.4	---	---	---	---	---	149@1.12	382@1.40	---	---	---	---	---	74,415.80	1.12	1.4	45102020

Number of Outstanding Securities	Nominal Value	Dividends [1]			Date of Last Coupon		Note	Shares	Closing price	% change	Previous closing price/date	Open price	Price min	Price max	Last price	Avg price	Last Bid [7]	Last Ask [7]	P/E after tax	Year	Volume	Trades	Transactions Value[8]	Company Mkt Value (thou. €)	Year low	Year high	Sector[4]	
		2018	2019	2020	Dividend [2]	Right																						
24,319,250	0.300	---	---	---	09/07/2002	04/07/2007	5165	PROODEFTIKH SA (CR)	0.232	---	0.232	19/03/2021	0.232	0.232	0.232	0.232	1000@0.190	1055@0.228	---	---	330	1	76.56	5,642.07	0.18	0.25	50101010	
13,582,223	1.35	---	---	---	24/06/2008	02/02/2016	4887	SIDMA STEEL (CR)	0.615	0.82	0.61	19/03/2021	0.62	0.61	0.62	0.615	0.615	321@0.600	310@0.645	---	---	4,269	5	2,623.38	8,353.07	0.59	0.77	55102010
766,000	1.00	---	---	---	01/07/2004	11/12/2012	5193	TRIA ALFA SA (CR)	7	---	7	19/03/2021	---	---	---	---	---	349@6.80	44.23	2019	---	---	---	5,793.20	7	7	55101020	
245,000	1.00	---	---	---	19/07/2010	11/12/2012	5194	TRIA ALFA SA (PR)	1.76	---	1.76	19/03/2021	1.76	1.76	1.76	1.76	50@1.70	116@1.86	11.12	2019	100	2	176.00	5,793.20	1.41	2.8	55101020	

## Suspension Status

5,867,311	0.300	---	---	---	11/08/2010	28/04/2017	5243	DIONIC (CR)	0.11	---	0.11	30/06/2020	---	---	---	---	---	---	---	---	---	---	---	645.40	0.11	0.11	50205010
21,820,410	0.800	---	---	---	22/05/2008	02/08/2011	5174	EUROMEDICA SA (CR)	0.448	---	0.448	30/04/2018	---	---	---	---	---	---	---	---	---	---	---	9,775.54	0.448	0.448	20101010
66,948,210	0.300	---	---	---	22/09/2015	22/09/2015	5179	FOLLI FOLLIE (CR)	4.8	---	4.8	24/05/2018	---	---	---	---	---	---	---	---	---	---	---	321,351.41	4.8	4.8	40401030
12,417,000	0.310	0.0205	---	---	27/08/2019	28/08/2017	5233	MLS MULTIMEDIA SA (CR)	0.57	---	0.57	12/05/2020	---	---	---	---	---	---	---	---	---	---	---	7,077.69	0.57	0.57	10101015
33,301,715	0.320	---	---	---	27/06/2003	08/07/2009	5241	AEGEK (CR)	0.035	---	0.035	25/06/2020	---	---	---	---	---	---	---	---	---	---	---	1,165.56	0.035	0.035	50101010
77,126,446	0.340	---	---	---	23/05/2005	18/08/2011	5206	G.E. DIMITRIOU (CR)	0.0125	---	0.0125	30/04/2019	---	---	---	---	---	---	---	---	---	---	---	964.08	0.0125	0.0125	40202020
7,085,888	1.59	---	---	---	02/07/1996	06/09/2010	5216	ELVIEK (CR)	2.6	---	2.6	30/09/2019	---	---	---	---	---	---	---	---	---	---	---	18,423.31	2.6	2.6	35101010
25,179,640	0.600	---	---	---	08/08/1994	19/09/2000	5191	J.BOUTARIS & SON (CR)	0.026	---	0.026	01/10/2018	---	---	---	---	---	---	---	---	---	---	---	742.45	0.026	0.026	45101015
1,540,000	0.600	---	---	---	08/08/1994	19/09/2000	5192	J.BOUTARIS & SON (PR)	0.057	---	0.057	01/10/2018	---	---	---	---	---	---	---	---	---	---	---	742.45	0.057	0.057	45101015
31,543,600	0.420	---	---	---	19/07/2010	19/12/2018	5205	KRETA FARM SA (CR)	1.085	---	1.085	30/04/2019	---	---	---	---	---	---	---	---	---	---	---	34,224.81	1.085	1.085	45102020
23,935,280	0.300	---	---	---	29/06/2009	13/06/2000	5153	NAYTEMPORIKI PUBLISHING SA(CR)	0.107	---	0.107	02/10/2017	---	---	---	---	---	---	---	---	---	---	---	2,561.07	0.107	0.107	40301030
23,463,874	0.800	---	---	---	23/05/2003	21/12/1999	4918	NEORION SA (CR)	0.125	---	0.125	30/08/2012	---	---	---	---	---	---	---	---	---	---	---	2,932.98	0.125	0.125	50206030

## Shares' Notes

Code	Note text
( )	- Adjusted dividends.
*	- Last adjusted closing price.
[1]	- Net dividends.
[2]	- The "Date of Last Coupon" for New listings refers to the date company's stocks started to trade in Athex
[3]	- The Company Market Value is referred to the number of outstanding shares
[4]	- Sectors codification can be found in Appendix A
[5]	- The Market Value refers to the total number of shares listed (including their several classes) in the exchange by the company.
[6]	- P/E greater than 100
[7]	- Last view of the Order Book before the end of the trading session
[8]	- All Blocks Methods' Transactions Value are included.
4750	- Transfer to the Under Surveillance Category from 8/4/2011.
4887	- Transfer to the Surveillance Category as of 10/4/2012.
4912	- Transfer to the Surveillance Category as of 31/7/2012.
4918	- Suspension of trading as of 31/8/2012.
4955	- Transfer to the Surveillance Category as from 5/4/2013.
4957	- Transfer to the Surveillance Category as from 5/4/2013.
4958	- Transfer to the Surveillance Category as from 5/4/2013.
4959	- Transfer to the Surveillance Category as from 5/4/2013.
5093	- Transfer to the Surveillance Category as of 8/4/2015.
5112	- Transfer to the Surveillance Category as of 15/04/2016.
5115	- Transfer to the Surveillance Category as of 15/04/2016.
5141	- Transfer to the Surveillance Category as of 10/05/2017.
5153	- Suspension of trading as of 03/10/2017.
5160	- Transfer to the Surveillance Category as of 15/04/2016.
5162	- Transfer to the Under Supervision Category as of 21/12/2009.
5165	- Transfer to the Surveillance Category as of 15/02/2018.
5174	- Suspension of trading as of 02/05/2018.
5178	- Transfer to the Surveillance Category as of 11/05/2018.
5179	- Suspension of trading as of 25/05/2018.
5190	- Transfer to the Surveillance Category as of 10/04/2012.
5191	- Suspension of trading as of 02/10/2018.
5192	- Suspension of trading as of 02/10/2018.
5193	- Transfer to the Surveillance Category as of 25/10/2018.
5194	- Transfer to the Surveillance Category as of 25/10/2018.
5197	- Transfer to the Surveillance Category as of 07/11/2018.
5205	- Suspension of trading as of 02/05/2019.
5206	- Suspension of trading as of 02/05/2019.
5216	- Suspension of trading as of 01/10/2019.
5232	- Transfer to the Under Surveillance Category from 08/04/2011.
5233	- Suspension of trading as of 13/05/2020.
5241	- Suspension of trading as of 26/06/2020.
5243	- Suspension of trading as of 01/07/2020.
5245	- Transfer to the Surveillance Category as of 09/07/2020.
5246	- Transfer to the Surveillance Category as of 09/07/2020.
5248	- Transfer to the Surveillance Category as of 06/09/20116.
5251	- Transfer to the Surveillance Category as of 25/11/2011.

Securities Blocks Details

Securities	Block Volume	Price	Block Trade Value	Time of approval	Note
ALPHA BANK (CR)	1,000,000	0.894	894,000.00	16:57:04	20

Blocks Notes

- 9 - Method 6-1 / Special Fees
- 10 - Method 6-1 / Special Fees, SDS
- 14 - Method 6-3 / Settlement, Incomplete Buy and Sell
- 18 - Method 6-2 / SPOT 1
- 19 - Method 6-2 / SPOT 2
- 20 - Method 6-1 and Method 6-1 Same Day Settlement
- 21 - Other Pre-agreed

**Shares Rights Details**

Occured date	Exercise from	Exercise until	Trading until	Rights	Price min	Price max	Closing price	Last Bid	Last Ask	Volume	Trades	Transactions Value
--------------	---------------	----------------	---------------	--------	-----------	-----------	---------------	----------	----------	--------	--------	--------------------

No Rights Transactions.



---

Securities Forced Sales

---

Securities	Category of Security	Transactions Volume	Number of Trades	Transactions Value	Note
------------	----------------------	------------------------	---------------------	-----------------------	------

---

No Forced Transactions.

---

---

Forced Sales Notes

---

- 1 - Normal Forced Sale.
- 2 - Forced Sales of Fixed Registered Shares.
- 3 - Forced Sales of Remaining Stock Fractions.

**Forced Sales Registered Shares**

Securities	Start Date	End Date	Initial Volume	Remaining Volume	Date	Avg price (day)	Avg price (period)	Number of Trades	Transactions Volume	Transactions Value
------------	------------	----------	----------------	------------------	------	-----------------	--------------------	------------------	---------------------	--------------------

No Fixed Registered Shares Forced Sales.

**Forced Sales Notes**

According to Decision 1/380/04.05.2008 of the Hellenic Republic Capital Market Commission, the certificated registered shares that have not been deposited to the issuer for dematerialisation, will be auctioned in the Athens Exchange by the supervising issuer. Forced sales procedure is held according to Article 99A of the Athens Exchange Rulebook. The average price of the period is calculated by dividing the Total transactions value by the Total volume and includes all the transactions made until the current date.

## Exchange Traded Funds (ETFs) Characteristics

	Transactions Date (T)	Creation / Redemption	Units (T-1)	New Units (T-1)	Redemption Units (T-1)	Units (T) [1]	Fund Assets [2]	Net Unit Price	Dividend per Unit	Dividend Date
ALPHA ETF FTSE Athex Large Cap	22/03/2021	5,000	853,597	---	---	853,597	17,187,180.00	20.1350	0.81	01/07/2020

## ETFs Notes

[1] - Units (T) = Units (T-1) + New Units (T-1) - Redemption Units (T-1)

[2] - The Creation / Redemption Units of T-1 are included.

## Convertible Corporate Bonds - Regulated Market

Num Listed Bonds	Nominal price	Issue price	Today's Rate	Exp. Date	Duration (years)	Note	Coupon		Trading Unit	Corporate Bonds	Price min	Price max	Closing price	Previous closing price/date	Volume	Transactions Value	Last order			ear min	Year max
							Common	Preferred									Price	Buy / Sell	Date		
298,165	0.30	0.30	1.00	11/10/2025	9	---	18	---	1	FORTHNET S.A. (Convertible)	---	---	---	---	---	---	90.0000	S	09/03/2021	100.0000	100.0000

## Corporate Bonds Notes

Transactions Volume = (Pieces) \* (Nominal Price). Transactions Value = (Pieces) \* (Nominal Price) \* (price %) + (Accrued interest).

The price of a Bond is stated as a percentage (%) of Bond's Nominal Price.

Nominal Price in Euros (€), except if it is noted differently.

## Non Convertible Corporate Bonds - Regulated Market

Num Listed Bonds	Nominal price	Issue price	Today's Rate	Exp. Date	Duration (years)	Note	Coupon		Trading Unit	Corporate Bonds	Accrued Int.	Yield.T.Mat	Price min	Price max	Closing price	Previous closing price/date	Volume	Transactions Value	Last order		ear min	Year max		
							Common	Preferred											Price	Buy / Sell			Date	
175,000	1,000.00	1,000.00	3.40	26/07/2024	5	---	4	---	1	ATTICA HOLDINGS S.A. (Non Convertible)	5.3833	5.5800	92.6000	93.9800	92.8692	93.1400	19/03/2021	60,000	56,044.50	92.6500	B	22/03/2021	90.0310	94.9999
20,529	1,000.00	1,000.00	4.95	26/06/2023	5	---	6	---	1	B&F COMM. & GARM. INDUS. S.A. (Non Convertible)	11.8250	6.5560	95.0000	95.0000	95.0000	95.3460	18/03/2021	5,000	4,809.13	94.7500	B	22/03/2021	92.1501	95.9999
90,000	1,000.00	1,000.00	3.00	11/05/2023	5	---	6	---	1	CORAL A.E. (Non Convertible)	11.0833	1.8760	102.0000	102.5000	102.0000	101.6730	19/03/2021	12,000	12,423.00	102.0000	B	22/03/2021	101.5174	103.5000
120,000	1,000.00	1,000.00	3.95	04/04/2025	7	---	6	---	1	GEK TERNA S.A. (Non Convertible)	18.6528	2.5250	104.0000	104.2500	104.1731	103.3350	19/03/2021	13,000	13,784.99	104.3500	B	22/03/2021	103.3350	105.0000
39,892,816	1.00	1.00	5.00	04/10/2021	5	---	18	---	1	HOUSEMARKET S.A. (Non Convertible)	0.0110	0.9120	---	---	---	102.1030	16/03/2021	---	---	102.0000	B	22/03/2021	102.1026	102.9900
150,000	1,000.00	1,000.00	2.60	22/10/2026	7	---	3	---	1	TERNA ENERGY FINANCE S.A. (Non Convertible)	11.0500	2.4750	100.1600	100.1600	100.1600	100.2000	19/03/2021	5,000	5,063.25	100.1500	B	22/03/2021	99.4000	103.0000
200,000	1,000.00	1,000.00	3.60	12/03/2026	7	---	5	---	1	AEGEAN AIRLINES S.A. (Non Convertible)	1.2000	3.6170	98.0001	99.0000	98.7857	98.8700	19/03/2021	185,000	182,520.51	98.2000	B	22/03/2021	93.1501	99.8000
200,000	1,000.00	1,000.00	2.10	27/10/2027	7	---	1	---	1	O.P.A.P. S.A. (Non Convertible)	8.6333	1.8920	101.0000	102.3000	101.1426	101.0600	19/03/2021	121,000	123,427.24	101.3000	B	22/03/2021	99.3000	102.8500
320,000	1,000.00	1,000.00	3.40	21/07/2027	7	---	2	---	1	LAMDA DEVELOPMENT S.A. (Non Convertible)	5.8556	3.1420	100.5501	100.9900	100.9900	100.5750	19/03/2021	38,000	38,499.39	100.7000	B	22/03/2021	99.0100	101.5000
500,000	1,000.00	1,000.00	2.75	03/07/2027	7	---	2	---	1	GEK TERNA S.A. (Non Convertible)	6.0347	2.9980	98.3500	98.3510	98.3507	98.7550	19/03/2021	11,000	10,884.96	98.8000	B	22/03/2021	97.8574	99.8765

## Corporate Bonds Notes

Transactions Volume = (Pieces) \* (Nominal Price). Transactions Value = (Pieces) \* (Nominal Price) \* (price %) + (Accrued interest).

The price of a Bond is stated as a percentage (%) of Bond's Nominal Price.

Nominal Price in Euros (€), except if it is noted differently.

## Government Bonds

Number Listed Bonds	Nominal price	Today's Rate	Accrued Interest Calc	Exp. Date [1]	Duration (years)	Note	Coupons Date	Curr. coupon value	Trading Unit	Government Bonds	Price min	Price max	Closing price	Previous closing price/date	Volume	Transactions Value	Price	Last order Buy / Sell	Date
3,000,000	1,000.00	4.38	Actual/Actual	01/08/2022	5	---	01/08	4.38	1	GGB-FXD-010822-05Y-4.375-1.000	---	---	---	---	---	---	1.0000	B	28/11/2018
4,500,000	1,000.00	1.88	Actual/Actual	04/02/2035	15	---	04/02	1.88	1	GGB-FXD-040235-15Y-1.875-1.000	---	---	---	---	---	---	---	---	---
2,500,000	1,000.00	3.45	Actual/Actual	02/04/2024	5	---	02/04	3.45	1	GGB-FXD-020424-05Y-3.450-1.000	---	---	---	---	---	---	---	---	---
3,500,000	1,000.00	0.75	Actual/Actual	18/06/2031	10	---	18/06	0.75	1	GGB-FXD-180631-10Y-0.750-1.000	---	---	---	---	---	---	---	---	---
4,355,990,324	1.00	3.50	Actual/Actual	30/01/2023	5	---	01/02 - 31/01	3.50	1	GGB-FXD-300123-05Y-3.500-1.00	---	---	---	94.5720 13/07/2018	---	---	1.0000	B	28/11/2018
5,962,747,327	1.00	3.75	Actual/Actual	30/01/2028	10	---	/02 - 01/02 - 31/	3.75	1	GGB-FXD-300128-10Y-3.750-1.00	---	---	---	85.4610 13/07/2018	---	---	1.0000	B	28/11/2018
6,091,218,404	1.00	3.90	Actual/Actual	30/01/2033	15	---	/02 - 01/02 - 31/	3.90	1	GGB-FXD-300133-15Y-3.900-1.00	---	---	---	78.6730 13/07/2018	---	---	1.0000	B	28/11/2018
4,805,399,486	1.00	4.00	Actual/Actual	30/01/2037	19	---	/02 - 01/02 - 31/	4.00	1	GGB-FXD-300137-19Y-4.000-1.00	---	---	---	77.0370 13/07/2018	---	---	1.0000	B	28/11/2018
4,603,713,186	1.00	4.20	Actual/Actual	30/01/2042	24	---	/02 - 01/02 - 31/	4.20	1	GGB-FXD-300142-24Y-4.200-1.00	---	---	---	77.7640 13/07/2018	---	---	1.0000	B	28/11/2018
550,418,123	1.00	4.30	Actual/Actual	24/02/2023	11	---	24/02	4.30	1	GGB-FXD-240223-11Y-2.000-1.00	---	---	---	10.0000 22/06/2015	---	---	10.0000	B	11/07/2019
445,007,576	1.00	4.30	Actual/Actual	24/02/2024	12	---	24/02	4.30	1	GGB-FXD-240224-12Y-2.000-1.00	---	---	---	10.0000 22/06/2015	---	---	---	---	---
423,674,226	1.00	4.30	Actual/Actual	24/02/2025	13	---	24/02	4.30	1	GGB-FXD-240225-13Y-2.000-1.00	---	---	---	10.0000 22/06/2015	---	---	---	---	---
212,292,153	1.00	4.30	Actual/Actual	24/02/2026	14	---	24/02	4.30	1	GGB-FXD-240226-14Y-2.000-1.00	---	---	---	10.0000 22/06/2015	---	---	---	---	---
160,621,352	1.00	4.30	Actual/Actual	24/02/2027	15	---	24/02	4.30	1	GGB-FXD-240227-15Y-2.000-1.00	---	---	---	10.0000 22/06/2015	---	---	---	---	---
183,244,055	1.00	4.30	Actual/Actual	24/02/2028	16	---	24/02	4.30	1	GGB-FXD-240228-16Y-2.000-1.00	---	---	---	10.0000 22/06/2015	---	---	---	---	---
164,802,894	1.00	4.30	Actual/Actual	24/02/2029	17	---	24/02	4.30	1	GGB-FXD-240229-17Y-2.000-1.00	---	---	---	10.0000 22/06/2015	---	---	---	---	---
165,460,943	1.00	4.30	Actual/Actual	24/02/2030	18	---	24/02	4.30	1	GGB-FXD-240230-18Y-2.000-1.00	---	---	---	10.0000 22/06/2015	---	---	---	---	---
129,007,241	1.00	4.30	Actual/Actual	24/02/2031	19	---	24/02	4.30	1	GGB-FXD-240231-19Y-2.000-1.00	---	---	---	10.0000 22/06/2015	---	---	---	---	---
126,192,683	1.00	4.30	Actual/Actual	24/02/2032	20	---	24/02	4.30	1	GGB-FXD-240232-20Y-2.000-1.00	---	---	---	10.0000 22/06/2015	---	---	---	---	---
146,905,168	1.00	4.30	Actual/Actual	24/02/2033	21	---	24/02	4.30	1	GGB-FXD-240233-21Y-2.000-1.00	---	---	---	10.0000 22/06/2015	---	---	---	---	---
154,475,606	1.00	4.30	Actual/Actual	24/02/2034	22	---	24/02	4.30	1	GGB-FXD-240234-22Y-2.000-1.00	---	---	---	10.0000 22/06/2015	---	---	---	---	---
144,429,441	1.00	4.30	Actual/Actual	24/02/2035	23	---	24/02	4.30	1	GGB-FXD-240235-23Y-2.000-1.00	---	---	---	10.0000 22/06/2015	---	---	---	---	---
166,211,676	1.00	4.30	Actual/Actual	24/02/2036	24	---	24/02	4.30	1	GGB-FXD-240236-24Y-2.000-1.00	---	---	---	10.0000 22/06/2015	---	---	---	---	---
145,461,669	1.00	4.30	Actual/Actual	24/02/2037	25	---	24/02	4.30	1	GGB-FXD-240237-25Y-2.000-1.00	---	---	---	10.0000 22/06/2015	---	---	---	---	---
146,941,087	1.00	4.30	Actual/Actual	24/02/2038	26	---	24/02	4.30	1	GGB-FXD-240238-26Y-2.000-1.00	---	---	---	10.0000 22/06/2015	---	---	---	---	---
135,115,612	1.00	4.30	Actual/Actual	24/02/2039	27	---	24/02	4.30	1	GGB-FXD-240239-27Y-2.000-1.00	---	---	---	10.0000 22/06/2015	---	---	---	---	---
141,909,637	1.00	4.30	Actual/Actual	24/02/2040	28	---	24/02	4.30	1	GGB-FXD-240240-28Y-2.000-1.00	---	---	---	10.0000 22/06/2015	---	---	---	---	---
136,788,720	1.00	4.30	Actual/Actual	24/02/2041	29	---	24/02	4.30	1	GGB-FXD-240241-29Y-2.000-1.00	---	---	---	10.0000 22/06/2015	---	---	---	---	---
163,643,410	1.00	4.30	Actual/Actual	24/02/2042	30	---	24/02	4.30	1	GGB-FXD-240242-30Y-2.000-1.00	---	---	---	10.0000 22/06/2015	---	---	---	---	---
4,000,000	1,000.00	3.88	Actual/Actual	12/03/2029	10	---	12/03	3.88	1	GGB-FXD-120329-10Y-3.875-1.000	---	---	---	---	---	---	100.0000	B	15/10/2019
503,753	1,000.00	0.32	FLR Actual/360	16/09/2021	2	---	16/03 - 16/09	---	1	GGB-FLT-160921-02Y-0.319-1.000	---	---	---	---	---	---	---	---	---
3,000,000	1,000.00	3.38	Actual/Actual	15/02/2025	7	---	15/02	3.38	1	GGB-FXD-150225-07Y-3.375-1.000	---	---	---	---	---	---	---	---	---
250,250	1,000.00	2.90	Actual/Actual	20/03/2023	4	---	20/03	2.90	1	GGB-FXD-200323-04Y-2.900-1.000	---	---	---	---	---	---	---	---	---
964,000	1,000.00	3.25	Actual/Actual	20/03/2025	6	---	20/03	3.25	1	GGB-FXD-200325-06Y-3.250-1.000	---	---	---	---	---	---	---	---	---

## Government Bonds Notes

Transactions Volume = (Pieces) \* (Nominal Price). Transactions Value = (Pieces) \* (Nominal Price) \* (price %) + (Accrued interest).

The Value of current coupon for the issues with NV 0.01 euro refers to NV 100 euros

FLR: Floating Interest Rate.

[1] - The Expiration Date of the interest bearing period and the Date for coupon payment.

## Government Bonds

Number Listed Bonds	Nominal price	Today's Rate	Accrued Interest Calc	Exp. Date [1]	Duration (years)	Note	Coupons Date	Curr. coupon value	Trading Unit	Government Bonds	Price min	Price max	Closing price	Previous closing price/date	Volume	Transactions Value	Price	Last order Buy / Sell	Date
2,100,000	1,000.00	3.55	Actual/Actual	20/03/2026	7	---	20/03	3.55	1	GGB-FXD-200326-07Y-3.550-1.000	---	---	---	---	---	---	---	---	---
5,500,000	1,000.00	1.50	Actual/Actual	18/06/2030	10	---	18/06	1.50	1	GGB-FXD-180630-10Y-1.500-1.000	---	---	---	---	---	---	---	---	---
5,364,250	1,000.00	3.25	Actual/Actual	20/03/2050	30	---	20/03	3.25	1	GGB-FXD-200350-30Y-3.250-1.000	---	---	---	---	---	---	---	---	---
2,000,000	1,000.00	2.00	Actual/Actual	22/04/2027	7	---	22/04	2.00	1	GGB-FXD-220427-07Y-2.000-1.000	---	---	---	---	---	---	99.9000	B	22/04/2020
2,500,000	1,000.00	1.88	Actual/Actual	23/07/2026	7	---	23/07	1.88	1	GGB-FXD-230726-07Y-1.875-1.000	---	---	---	---	---	---	---	---	---

## Government Bonds Notes

Transactions Volume = (Pieces) \* (Nominal Price). Transactions Value = (Pieces) \* (Nominal Price) \* (price %) + (Accrued interest).

The Value of current coupon for the issues with NV 0.01 euro refers to NV 100 euros

FLR: Floating Interest Rate.

[1] - The Expiration Date of the interest bearing period and the Date for coupon payment.

## Treasury Bills &amp; Zero Coupon Government Bonds

Issue Date	13-Week Maturity									26-Week Maturity							52-Week Maturity										
	Exp. Date	Initial Rate	Num Listed Bonds	Nominal price	Issue price	Last Trade Price	Last Trade Date	Volume Traded	Note	Exp. Date	Initial Rate	Num Listed Bonds	Nominal price	Issue price	Last Trade Price	Last Trade Date	Volume Traded	Note	Exp. Date	Initial Rate	Num Listed Bonds	Nominal price	Issue price	Last Trade Price	Last Trade Date	Volume Traded	Note
12/06/2020	---	---	---	---	---	---	---	---	---	---	---	---	---	---	---	---	---	---	11/06/2021	0.25	1,600,000	1,000.00	997.49	---	---	---	---
11/09/2020	---	---	---	---	---	---	---	---	---	---	---	---	---	---	---	---	---	---	10/09/2021	0.00	1,000,000	1,000.00	1,000.00	---	---	---	---
11/12/2020	---	---	---	---	---	---	---	---	---	---	---	---	---	---	---	---	---	---	10/12/2021	-0.26	1,000,000	1,000.00	1,002.60	---	---	---	---



Bonds in Circulation	Currency / Min nominal traded Value	Coupons Payment Date	Current Coupon Value	Note	Coupon	Trading Unit	Issue Date	Duration (years)	Today's Interest	A.I.C in days	Bonds	Last price of previous days		Last Outcry in Cash (euro)		Trades in Pieces	Life min	Life Max	
												Price	05/02/1996	Buy / Sell	Date				
<b>Corporate Bonds in Foreign Currency and Euro</b>																			
103,746	GBP / 10	01/12	0.25	---	62	1	01/12/1930	98	2.5	360	National Mortgage Bank	2.27	05/02/1996	2.27	S	05/02/1996	---	2.27	2.27
0	GBP / 10	01/12	0.25	---	64	1	01/12/1928	100	2.5	360	National Mortgage Bank	---	---	---	---	---	---	---	---

## Government Bonds Notes

A.I.C: Accrued Interest Calculation base.

FLR: Floating Interest Rate.

The minimum tradeable Nominal Value for all Demeterialised Government Titles is 100 Euros.

(μφρ-0)

## Athex &amp; ATHEXClear Members List

Member Name	Stock Market			Derivatives Market		ATHEXClear Member				
	Address	Phone	Fax	Market Member	Remote Member	Market Maker	Proprietary	Market Maker	General Clearing	Direct Clearing
A. SARRIS SECURITIES S.A.				a						
6, ΔΡΑΓΑΤΣΑΝΙΟΥ 6 ΑΘΗΝΑ	2103367700									
AEONIC SECURITIES C.I.F. P.L.C.				a	a					
, ΛΑΪΟΥ 6, ΓΡ. 301B, ANNA COURT	35725337600									
ALPHA BANK A.E.									a	
103, AVE. ATHINON ΑΘΗΝΑ	+30 2103436820	210-3436270								
40, STADIΟΥ STR ΑΘΗΝΑ	(210)-3265546	(210)-3265811								
	(210)-3260000	(210)-3264116								
ALPHA FINANCE INVESTMENT SERVICES S.A.				a		a	a	a		a
5, ΜΕΡΑΙΝ 5 ΑΘΗΝΑ	2103677400									
ARGUS STOCKBROKERS LTD				a	a		a			
25 , 25 ΛΕΩΦΟΡΟΣ ΔΗΜΟΣΘΕΝΗ ΣΕΒΕΡΗ	0035722717000									
ATLANTIC SECURITIES LTD				a	a					
37, ΠΡΟΔΡΟΜΟΥ 37	0035722445400									
AXON SECURITIES S.A.				a			a			
48, ΣΤΑΔΙΟΥ 48 ΑΘΗΝΑ	2103363800									
BETA SECURITIES S.A.				a		a	a			a
29 , ΑΛΕΞΑΝΔΡΑΣ 29 ΑΘΗΝΑ	2106478930									
BNP PARIBAS SECURITIES SERVICES									a	
2, ΛΑΜΨΑΚΟΥ 2 ΑΘΗΝΑ	2107468500									
BOFA SECURITIES EUROPE SA				a	a					
, 112 AVENUE KL?BER 75116	+33 153655555									
CAPITAL SECURITIES S.A.				a			a			
58, ΜΗΤΡΟΠΟΛΕΩΣ 58 ΑΘΗΝΑ	2103369700									
CFS SECURITIES INVESTMENT SERVICES S.A.				a						
3, ΠΑΠΑΡΡΗΓΟΠΟΥΛΟΥ 3 ΑΘΗΝΑ	2103360800									
CITIGROUP GLOBAL MARKETS EUROPE AG				a	a					
16, REUTERWEG 16 FRANKFURT	+49 691366-0									
CITIGROUP GLOBAL MARKETS LIMITED				a						
1, 33 CANADA SQUARE -CANARY WHARF	+44 02079864000									
CREDIT SUISSE SECURITIES (EUROPE) LIMITED				a						
1, ONE CABOT SQUARE LONDON	+44 2078888888									
CREDIT SUISSE SECURITIES SOCIEDAD DE VALORES SA				a	a					
, CALLE AYALA 42, 3A PLANTA-B MADRID	+34917916000									
CYCLOS SECURITIES S.A.				a			a			
39, ΠΑΝΕΠΙΣΤΗΜΙΟΥ 39 ΑΘΗΝΑ	2103364300									
DEUTSCHE BANK S.A.					a					
1, GREAT WINCHESTER STREET LONDON	+44 20 754 54209	00441133361437								
DYNAMIC SECURITIES S.A.				a			a			a
, ΤΡΑΛΛΕΩΝ 2 & Λ.ΣΥΓΓΡΟΥ 223 ΝΕΑ ΣΜΥΡΝΗ	2103677700									
EUROBANK EQUITIES INVESTMENT FIRM S.A				a		a	a	a		a
, ΦΙΛΕΛΛΗΝΩΝ 10 & ΞΕΝΟΦΩΝΤΟΣ 13 ΑΘΗΝΑ	2103720425									
EUROBANK S.A.									a	
, ΟΘΩΝΟΣ 8 ΑΘΗΝΑ	2103337000									
EUROCORP INVESTMENT SERVICES S.A.				a			a			a
14, ΠΛ.ΦΙΛΙΚΗΣ ΕΤΑΙΡΕΙΑΣ 14 ΑΘΗΝΑ	2107263600									
EUROTRUST INVESTMENT FIRM SA				a						
113, ΣΕΒΑΣΤΟΥΠΟΛΕΩΣ 113 ΑΘΗΝΑ	2103363100									
EUROXX SECURITIES S.A.				a		a	a	a		a
7, ΠΑΛΕΟΛΟΓΟΥ CHALANDRI	+30 2106879400	210-6879401								
7, ΠΑΛΑΙΟΛΟΓΟΥ CHALANDRI	(210)-6879400	(210)-6879401								
G. A. PERVANAS SECURITIES- INVESTMENT SERVICES S.A.				a						
7-9, ΣΟΦΟΚΛΕΟΥΣ 7-9 ΑΘΗΝΑ	2103727200									
GLOBAL CAPITAL SECURITIES & FINANCIAL SERVICES LTD				a	a					
50, ΛΑΡΧΙΕΠΙΣΚΟΠΟΥ ΜΑΚΑΡΙΟΥ Γ50	0035722710710									
HELLENIC AMERICAN SECURITIES S.A.				a		a	a			a
27, ΑΝΔΡΕΑ ΠΑΠΑΝΔΡΕΟΥ 27 ΜΑΡΟΥΣΙ	2103311100									
HELLENIC BANK (INVESTMENTS) LTD					a					
, AVE.KYRIAKΟΥ MATSI 31 - PO BOX 24747 NICOSIA	+357 22500100	357 22500110								
HSBC CONTINENTAL EUROPE									a	
109-111, Α.ΜΕΣΟΓΕΙΩΝ 109-111	2106960000									
INDEX SECURITIES S.A.				a						
6, ΔΡΑΓΑΤΣΑΝΙΟΥ 6 ΑΘΗΝΑ	2103213920									

Athex & ATHEXClear Members List

Member Name				Stock Market			Derivatives Market		ATHEXClear Member	
	Address	Phone	Fax	Market Member	Remote Member	Market Maker	Proprietary	Market Maker	General Clearing	Direct Clearing
J. CHR. MAVRIKIS SECURITIES S.A.				a						
5, ΣΟΦΟΚΛΕΟΥΣ 5 ATHINA	2103216730									
KAPPA SECURITIES S.A.				a			a			
15, ΒΑΛΑΩΡΙΤΟΥ 15 ATHINA	2103678600									
KARAMANOF SECURITIES & INVESTMENT SERVICES S.A.				a						
2, ΠΛ.ΑΓ.ΘΕΟΔΩΡΩΝ 2 ATHINA	2103212947									
LAIKI FINANCIAL SERVICES LTD					a					
26, AVE. VYRONOS NICOSIA	357 22367367	357 22718567								
LEON DEPOLAS SECURITIES S.A.				a		a	a			
1, ΧΡΗΣΤΟΥ ΛΑΔΑ 1 ATHINA	2103213276 -28									
MEGA EQUITY SECURITIES & FINANCIAL SERVICES PUBLIC LTD				a	a		a			
42-44, ΛΕΩΦ.ΓΡΙΒΑ ΔΙΓΕΝΗ 42-44	0035722711711									
MERIT SECURITIES S.A				a		a	a			a
5, ΣΟΦΟΚΛΕΟΥΣ 5 ATHINA	2103671880									
MERRILL LYNCH INTERNATIONAL				a						
2, 2 KING EDWARD STREET LONDON	+44 20276281000									
N. CHRYSOCHOIDIS SECURITIES S.A.				a			a			a
7-9, ΣΟΦΟΚΛΕΟΥΣ 7-9 ATHINA	2103213913									
NATIONAL BANK OF GREECE S.A.				a		a	a		a	
86, ΑΙΟΛΟΥ STR. ATHINA	(210)-3341000	(210)-3228187								
68, ΑΚΑΔΙΜΙΑΣ STR. ATHINA	(210)-3328817	(210)-3328678								
NATIONAL SECURITIES S.A.				a		a	a	a		
66, ΛΕΩΦ. ΚΗΦΙΣΙΑΣ 66 (ΚΤΗΡΙΟ Α) MAROUSI	2103328784									
NUNTIUS BROKERAGE AND INVESTMENT SERVICES S.A				a						
6, ΔΡΑΓΑΤΣΑΝΙΟΥ 6 ATHINA	2103350599									
ONE PLUS CAPITAL LIMITED				a	a					
, 75 PRODROMOU AVENUE NICOSIA 1307	35722873760									
OPTIMA BANK S.A.				a		a	a	a	a	
32, ΑΙΓΙΑΛΕΙΑΣ 32 & ΠΑΡΑΔΕΙΣΟΥ MAROUSI	2108173111									
PANTELAKIS SECURITIES S.A.				a		a	a	a		
57, ΕΘΝΙΚΗΣ ΑΝΤΙΣΤΑΣΕΩΣ 57, ΚΤΙΡΙΟ Β CHALANDRI	2106965000									
PEGASUS SECURITIES S.A				a			a			
17, ΒΑΛΑΩΡΙΤΟΥ 17 & ΑΜΕΡΙΚΗΣ ATHINA	2103670700									
PIRAEUS BANK S.A.				a			a		a	
, ΑΜΕΡΙΚΗΣ 4 ATHINA	2103335000									
PIRAEUS SECURITIES S. A.				a		a	a	a		a
10, ΣΤΑΔΙΟΥ 10 ATHINA	2103354100									
PROCHOICE SECURITIES LTD				a	a					
57, ΛΕΩΦ.ΣΠΥΡΟΥ ΚΥΠΡΙΑΝΟΥ 57, ΑΚΙΝΗΤΑ Φ	035724661192									
SHARELINK SECURITIES & FINANCIAL SERVICES LTD				a	a		a			
6, HOUSE-ΘΕΟΤΟΚΗ 6 ΜΕΓΑΡΟ ΕΛΛΗΝΑ	+357 22554200									
SOCIETE GENERALE S.A.				a	a		a			
, 17 COURS VALMY, CEDEX	+157290504									
SOLIDUS SECURITIES S.A				a			a			a
64, ΛΟΥΙΖΗΣ ΠΙΑΝΚΟΥΡ 64 ATHINA	2106900600									
ST. EM. LAVRENTAKIS SECURITIES S.A.				a			a			
7-9, ΣΟΦΟΚΛΕΟΥΣ 7-9 ATHINA	2103213336									
THE CYPRUS INVESTMENT & SECURITIES CORPORATION LTD				a	a					
154, ΛΕΩΦ. ΚΥΡΗΝΕΙΑΣ	0035722121700									
UBS EUROPE SE				a	a					
, OPERNTURM, BOCKENHEIMER LANDSTRASSE 2-4	496921790									
UBS LIMITED					a					
1, FINSBURY AVENUE LONDON	+44 2075687135									

List of Stocks under Market Making operations

Securities	Market Maker	Start Market Making	Stock Category
MLS MULTIMEDIA SA (CR)			Suspension Status
	PIRAEUS SECURITIES S. A.	01/08/2019	
ALPHA ETF FTSE Athex Large Cap			Exchange Traded Funds (ETFs)
	ALPHA FINANCE INVESTMENT SERVICES S.A.	02/01/1900	
	NATIONAL SECURITIES S.A.	02/01/1900	
ADMIE (IPTO) HOLDING S.A. (CR)			Main Market
	HELLENIC AMERICAN SECURITIES S.A.	09/03/2020	
	PIRAEUS SECURITIES S. A.	29/06/2017	
AEGEAN AIRLINES (CR)			Main Market
	EUROBANK EQUITIES INVESTMENT FIRM S.A	22/09/2020	
ALPHA BANK (CR)			Main Market
	ALPHA FINANCE INVESTMENT SERVICES S.A.	29/02/2016	
	EUROBANK EQUITIES INVESTMENT FIRM S.A	22/10/2006	
	HELLENIC AMERICAN SECURITIES S.A.	25/07/2014	
	LEON DEPOLAS SECURITIES S.A.	04/01/2016	
	MERIT SECURITIES S.A	03/09/2012	
	NATIONAL SECURITIES S.A.	02/01/1900	
	PIRAEUS SECURITIES S. A.	28/05/2009	
ANDROMEDA SA (CR)			Main Market
	BETA SECURITIES S.A.	15/02/2021	
AS COMPANY SA (CR)			Main Market
	EUROBANK EQUITIES INVESTMENT FIRM S.A	01/04/2019	
ATTICA BANK S.A. (CR)			Main Market
	EUROBANK EQUITIES INVESTMENT FIRM S.A	11/11/2019	
	EUROXX SECURITIES S.A.	22/01/2016	
	PIRAEUS SECURITIES S. A.	20/09/2017	
ATTICA HOLDINGS (CR)			Main Market
	HELLENIC AMERICAN SECURITIES S.A.	28/12/2017	
AUTOHELLAS SA (CR)			Main Market
	ALPHA FINANCE INVESTMENT SERVICES S.A.	01/07/2019	
	EUROXX SECURITIES S.A.	02/07/2018	
AVAX S.A. (CR)			Main Market
	EUROBANK EQUITIES INVESTMENT FIRM S.A	14/12/2015	
	PIRAEUS SECURITIES S. A.	01/02/2021	
AVE (CR)			Main Market
	EUROXX SECURITIES S.A.	05/06/2020	
BRIO PROPERTIES (CR)			Main Market
	EUROBANK EQUITIES INVESTMENT FIRM S.A	09/09/2019	
	LEON DEPOLAS SECURITIES S.A.	22/02/2021	
BYTE COMPUTER SA (CR)			Main Market
	MERIT SECURITIES S.A	04/08/2008	
CC HBC AG (CR)			Main Market
	BETA SECURITIES S.A.	08/03/2021	
	NATIONAL SECURITIES S.A.	02/01/1900	
	PIRAEUS SECURITIES S. A.	04/05/2015	
CENERGY HOLDINGS (CB)			Main Market
	ALPHA FINANCE INVESTMENT SERVICES S.A.	02/01/2016	
	EUROBANK EQUITIES INVESTMENT FIRM S.A	02/01/2016	
CNL CAPITAL (CR)			Main Market
	MERIT SECURITIES S.A	01/10/2018	
EKTER SA (CR)			Main Market
	EUROBANK EQUITIES INVESTMENT FIRM S.A	16/10/2017	
	LEON DEPOLAS SECURITIES S.A.	21/05/2018	
ELASTRON (CR)			Main Market
	LEON DEPOLAS SECURITIES S.A.	20/02/2017	
ELLAKTOR (CR)			Main Market
	ALPHA FINANCE INVESTMENT SERVICES S.A.	18/03/2019	
	EUROBANK EQUITIES INVESTMENT FIRM S.A	01/06/2012	
	EUROXX SECURITIES S.A.	24/09/2018	
	NATIONAL SECURITIES S.A.	02/01/1900	
	PIRAEUS SECURITIES S. A.	22/10/2018	
ELTON SA (CR)			Main Market
	BETA SECURITIES S.A.	03/09/2012	
	LEON DEPOLAS SECURITIES S.A.	01/04/2019	
ELVALHALCOR (CR)			Main Market
	ALPHA FINANCE INVESTMENT SERVICES S.A.	07/05/2018	
	EUROBANK EQUITIES INVESTMENT FIRM S.A	07/05/2018	
ELVE SA (CR)			Main Market
	LEON DEPOLAS SECURITIES S.A.	02/11/2020	

## List of Stocks under Market Making operations

Securities	Stock Category
Market Maker	Start Market Making
<b>ENTERSOFT (CR)</b>	Main Market
EUROBANK EQUITIES INVESTMENT FIRM S.A	22/06/2020
<b>EUROBANK HOLDINGS (CR)</b>	Main Market
ALPHA FINANCE INVESTMENT SERVICES S.A.	09/01/2006
EUROBANK EQUITIES INVESTMENT FIRM S.A	01/06/2012
HELLENIC AMERICAN SECURITIES S.A.	25/07/2014
LEON DEPOLAS SECURITIES S.A.	30/11/2018
MERIT SECURITIES S.A	06/11/2017
NATIONAL SECURITIES S.A.	02/01/1900
PIRAEUS SECURITIES S. A.	28/09/2009
<b>EUROPEAN RELIANCE INSUR. (CR)</b>	Main Market
PANTELAKIS SECURITIES S.A.	15/07/2019
<b>EYDAP S.A. (CR)</b>	Main Market
ALPHA FINANCE INVESTMENT SERVICES S.A.	27/01/2020
EUROBANK EQUITIES INVESTMENT FIRM S.A	10/06/2019
<b>FOURLIS (CR)</b>	Main Market
EUROBANK EQUITIES INVESTMENT FIRM S.A	01/12/2016
PIRAEUS SECURITIES S. A.	06/03/2017
<b>GEK TERNA (CR)</b>	Main Market
BETA SECURITIES S.A.	08/03/2021
PIRAEUS SECURITIES S. A.	29/08/2019
<b>GR. SARANTIS S.A. (CR)</b>	Main Market
BETA SECURITIES S.A.	14/05/2012
EUROBANK EQUITIES INVESTMENT FIRM S.A	24/10/2016
<b>HELLENIC EXCHANGES-A.S.E. (CR)</b>	Main Market
HELLENIC AMERICAN SECURITIES S.A.	01/09/2014
NATIONAL SECURITIES S.A.	02/01/1900
PIRAEUS SECURITIES S. A.	04/05/2015
<b>HELLENIC PETROLEUM (CR)</b>	Main Market
HELLENIC AMERICAN SECURITIES S.A.	14/09/2015
PIRAEUS SECURITIES S. A.	20/03/2017
<b>IKTINOS HELLAS SA (CR)</b>	Main Market
ALPHA FINANCE INVESTMENT SERVICES S.A.	01/04/2019
EUROBANK EQUITIES INVESTMENT FIRM S.A	25/02/2019
NATIONAL SECURITIES S.A.	02/01/1900
<b>INTERCONTINENTAL (CR)</b>	Main Market
LEON DEPOLAS SECURITIES S.A.	03/06/2019
<b>INTRACOM HOLDINGS (CR)</b>	Main Market
LEON DEPOLAS SECURITIES S.A.	08/10/2018
<b>JUMBO SA (CR)</b>	Main Market
BETA SECURITIES S.A.	01/02/2021
EUROBANK EQUITIES INVESTMENT FIRM S.A	25/05/2020
MERIT SECURITIES S.A	06/11/2017
PIRAEUS SECURITIES S. A.	06/03/2017
<b>KARAMOLEGOS SA (CR)</b>	Main Market
EUROXX SECURITIES S.A.	04/10/2019
<b>KLOUKINAS - LAPPAS SA (CR)</b>	Main Market
BETA SECURITIES S.A.	22/09/2014
<b>KRI-KRI S.A. (CR)</b>	Main Market
EUROBANK EQUITIES INVESTMENT FIRM S.A	07/05/2018
LEON DEPOLAS SECURITIES S.A.	16/01/2017
<b>LAMDA DEVELOPMENT SA (CR)</b>	Main Market
EUROBANK EQUITIES INVESTMENT FIRM S.A	08/12/2014
PANTELAKIS SECURITIES S.A.	06/11/2017
PIRAEUS SECURITIES S. A.	29/06/2017
<b>LAMPSA HOTEL SA (CR)</b>	Main Market
LEON DEPOLAS SECURITIES S.A.	16/01/2017
<b>MARFIN INVESTMENT GROUP (CR)</b>	Main Market
EUROBANK EQUITIES INVESTMENT FIRM S.A	23/03/2015
PIRAEUS SECURITIES S. A.	02/02/2009
<b>MOTOR OIL (CR)</b>	Main Market
BETA SECURITIES S.A.	08/03/2021
EUROBANK EQUITIES INVESTMENT FIRM S.A	22/10/2006
HELLENIC AMERICAN SECURITIES S.A.	01/09/2014
LEON DEPOLAS SECURITIES S.A.	01/04/2019
MERIT SECURITIES S.A	25/02/2019
NATIONAL SECURITIES S.A.	02/01/1900
PIRAEUS SECURITIES S. A.	04/05/2015

## List of Stocks under Market Making operations

Securities	Market Maker	Start Market Making	Stock Category
<b>MYTILINEOS (CR)</b>			Main Market
	ALPHA FINANCE INVESTMENT SERVICES S.A.	15/04/2019	
	EUROBANK EQUITIES INVESTMENT FIRM S.A	20/09/2017	
	MERIT SECURITIES S.A	25/02/2019	
	NATIONAL SECURITIES S.A.	02/01/1900	
	PIRAEUS SECURITIES S. A.	04/05/2015	
<b>NATIONAL BANK (CR)</b>			Main Market
	ALPHA FINANCE INVESTMENT SERVICES S.A.	09/01/2006	
	BETA SECURITIES S.A.	01/02/2021	
	EUROBANK EQUITIES INVESTMENT FIRM S.A	22/10/2006	
	HELLENIC AMERICAN SECURITIES S.A.	25/07/2014	
	LEON DEPOLAS SECURITIES S.A.	20/05/2015	
	MERIT SECURITIES S.A	03/09/2012	
	NATIONAL SECURITIES S.A.	02/01/1900	
	PIRAEUS SECURITIES S. A.	08/09/2008	
<b>OPAP (CR)</b>			Main Market
	ALPHA FINANCE INVESTMENT SERVICES S.A.	09/01/2006	
	EUROBANK EQUITIES INVESTMENT FIRM S.A	22/10/2006	
	HELLENIC AMERICAN SECURITIES S.A.	25/07/2014	
	MERIT SECURITIES S.A	20/03/2017	
	NATIONAL SECURITIES S.A.	02/01/1900	
	PIRAEUS SECURITIES S. A.	04/05/2015	
<b>OTE (CR)</b>			Main Market
	ALPHA FINANCE INVESTMENT SERVICES S.A.	09/01/2006	
	EUROBANK EQUITIES INVESTMENT FIRM S.A	22/10/2006	
	HELLENIC AMERICAN SECURITIES S.A.	25/07/2014	
	LEON DEPOLAS SECURITIES S.A.	20/04/2015	
	MERIT SECURITIES S.A	20/03/2017	
	NATIONAL SECURITIES S.A.	02/01/1900	
	PIRAEUS SECURITIES S. A.	08/09/2008	
<b>P.P.A. S.A. (CR)</b>			Main Market
	EUROBANK EQUITIES INVESTMENT FIRM S.A	06/02/2019	
<b>PAPOUTSANIS (CR)</b>			Main Market
	ALPHA FINANCE INVESTMENT SERVICES S.A.	19/11/2018	
	BETA SECURITIES S.A.	25/11/2013	
<b>PETROPOULOS PETROS (CR)</b>			Main Market
	EUROBANK EQUITIES INVESTMENT FIRM S.A	01/04/2019	
	PANTELAKIS SECURITIES S.A.	16/03/2020	
<b>PIRAEUS FINANCIAL HOLD (CR)</b>			Main Market
	ALPHA FINANCE INVESTMENT SERVICES S.A.	15/04/2019	
	EUROBANK EQUITIES INVESTMENT FIRM S.A	22/10/2006	
	EUROXX SECURITIES S.A.	15/02/2016	
	HELLENIC AMERICAN SECURITIES S.A.	25/07/2014	
	LEON DEPOLAS SECURITIES S.A.	30/11/2018	
	MERIT SECURITIES S.A	16/09/2013	
	NATIONAL SECURITIES S.A.	02/01/1900	
	PIRAEUS SECURITIES S. A.	16/02/2009	
<b>PLAISIO COMPUTERS SA (CR)</b>			Main Market
	EUROBANK EQUITIES INVESTMENT FIRM S.A	02/03/2015	
<b>PPC (CR)</b>			Main Market
	ALPHA FINANCE INVESTMENT SERVICES S.A.	09/01/2006	
	BETA SECURITIES S.A.	01/02/2021	
	EUROBANK EQUITIES INVESTMENT FIRM S.A	22/10/2006	
	HELLENIC AMERICAN SECURITIES S.A.	01/09/2014	
	MERIT SECURITIES S.A	06/11/2017	
	NATIONAL SECURITIES S.A.	02/01/1900	
	PIRAEUS SECURITIES S. A.	28/09/2009	
<b>PROFILE SA (CR)</b>			Main Market
	PANTELAKIS SECURITIES S.A.	01/07/2019	
<b>QUEST HOLDINGS (CR)</b>			Main Market
	BETA SECURITIES S.A.	26/03/2018	
	EUROBANK EQUITIES INVESTMENT FIRM S.A	28/01/2019	
<b>SPIROY AGRICULTURE SA (CR)</b>			Main Market
	EUROBANK EQUITIES INVESTMENT FIRM S.A	02/09/2019	
<b>TERNA ENERGY (CR)</b>			Main Market
	BETA SECURITIES S.A.	08/03/2021	
	PIRAEUS SECURITIES S. A.	09/12/2019	

List of Stocks under Market Making operations

Securities	Market Maker	Start Market Making	Stock Category
<b>THRACE PLASTICS SA (CR)</b>			
	ALPHA FINANCE INVESTMENT SERVICES S.A.	26/03/2018	Main Market
	EUROBANK EQUITIES INVESTMENT FIRM S.A	26/03/2018	
<b>TITAN CEMENT (CB)</b>			
	BETA SECURITIES S.A.	01/02/2021	Main Market
	EUROBANK EQUITIES INVESTMENT FIRM S.A	06/11/2019	
	PIRAEUS SECURITIES S. A.	18/01/2021	
<b>UNIBIOS (CR)</b>			
	LEON DEPOLAS SECURITIES S.A.	01/02/2021	Main Market
<b>VIOHALCO SA/NV (CB)</b>			
	ALPHA FINANCE INVESTMENT SERVICES S.A.	11/03/2008	Main Market
	EUROBANK EQUITIES INVESTMENT FIRM S.A	04/03/2014	
	MERIT SECURITIES S.A	17/03/2014	

Underlying Asset				Derivatives Market													
Price max	Price min	Closing price	change	Delivery Month	Open price	Price max	Price min	Last price	Closing price	Last Bid	Last Ask	Fixing price*	Life high	Life low	Trades	Volume	Open Interest
<b>FTSE/Athex Large Cap</b>																	
2,012.28	1,986.05	2,002.45	-0.10%	April 2021	1,980.25	2,015.25	1,970.75	1,997.50	1,997.50	---	---		2,077.50	---	168	691	5,548
				May 2021	1,992.00	2,006.50	1,992.00	1,995.00	1,995.00	---	---		2,072.25	---	10	12	105
				June 2021	---	---	---	---	2,014.50	---	---		2,005.00	---	---	---	1
				September 2021	---	---	---	---	2,024.75	---	---		---	---	---	---	---
				December 2021	---	---	---	---	2,034.75	---	---		---	---	---	---	---
				March 2022	---	---	---	---	2,045.00	---	---		---	---	---	---	---

(Trade Unit: 1 Index Point x 2€, Cash Settlement)

Derivatives notes

Fixing prices and final open positions can be retrieved from the following path <http://www.helex.gr/el/web/guest/statistics-end-of-day-derivatives>



Underlying Asset				Derivatives Market													
Price max	Price min	Closing price	change	Delivery Month	Open price	Price max	Price min	Last price	Closing price	Last Bid	Last Ask	Fixing price*	Life high	Life low	Trades	Volume	Open Interest
<b>ADMIE (IPTO) HOLDING S.A. (CR)</b>				(Contract Size: 100 Securities, Physical Delivery)													
2.645	2.58	2.63	1.74%	June 2021	2.61	2.65	2.60	2.61	2.61	---	---	---	2.67	---	32	294	6,580
				September 2021	---	---	---	---	2.61	---	---	---	---	---	---	---	---
				December 2021	---	---	---	---	2.62	---	---	---	---	---	---	---	---
				March 2022	---	---	---	---	2.64	---	---	---	---	---	---	---	---
<b>ALPHA BANK (CR)</b>				(Contract Size: 100 Securities, Physical Delivery)													
0.9232	0.865	0.913	2.58%	June 2021	0.890	0.925	0.867	0.910	0.910	---	---	---	0.998	---	395	8,802	107,037
				September 2021	---	---	---	---	0.899	---	---	---	---	---	---	---	---
				December 2021	---	---	---	---	0.903	---	---	---	---	---	---	---	---
				March 2022	---	---	---	---	0.908	---	---	---	---	---	---	---	---
<b>ATTICA BANK S.A. (CR)</b>				(Contract Size: 100 Securities, Physical Delivery)													
0.216	0.204	0.205	-3.30%	June 2021	0.207	0.219	0.207	0.219	0.219	---	---	---	0.245	---	4	230	336
				September 2021	---	---	---	---	0.214	---	---	---	---	---	---	---	---
				December 2021	---	---	---	---	0.215	---	---	---	---	---	---	---	---
				March 2022	---	---	---	---	0.216	---	---	---	---	---	---	---	---
<b>CC HBC AG (CR)</b>				(Contract Size: 100 Securities, Physical Delivery)													
26.31	25.96	26	-1.10%	June 2021	26.10	26.10	25.96	25.96	25.96	---	---	---	27.70	---	4	4	39
				September 2021	---	---	---	---	26.56	---	---	---	---	---	---	---	---
				December 2021	---	---	---	---	26.69	---	---	---	---	---	---	---	---
				March 2022	---	---	---	---	26.82	---	---	---	---	---	---	---	---
<b>CENERGY HOLDINGS (CB)</b>				(Contract Size: 100 Securities, Physical Delivery)													
2.305	2.225	2.225	-3.26%	June 2021	2.22	2.31	2.22	2.26	2.26	---	---	---	2.31	---	21	103	7,058
				September 2021	---	---	---	---	2.32	---	---	---	---	---	---	---	---
				December 2021	---	---	---	---	2.33	---	---	---	---	---	---	---	---
				March 2022	---	---	---	---	2.35	---	---	---	---	---	---	---	---
<b>ELLAKTOR (CR)</b>				(Contract Size: 100 Securities, Physical Delivery)													
1.429	1.387	1.42	0.00%	June 2021	1.44	1.44	1.39	1.42	1.42	---	---	---	1.68	---	18	130	5,137
				September 2021	---	---	---	---	1.43	---	---	---	---	---	---	---	---
				December 2021	---	---	---	---	1.44	---	---	---	---	---	---	---	---
				March 2022	---	---	---	---	1.45	---	---	---	---	---	---	---	---
<b>EUROBANK HOLDINGS (CR)</b>				(Contract Size: 100 Securities, Physical Delivery)													
0.718	0.6752	0.692	0.09%	June 2021	0.698	0.718	0.677	0.693	0.693	---	---	---	0.724	---	138	2,555	40,986
				September 2021	---	---	---	---	0.698	---	---	---	---	---	---	---	---
				December 2021	---	---	---	---	0.702	---	---	---	---	---	---	---	---
				March 2022	---	---	---	---	0.705	---	---	---	---	---	---	---	---

Derivatives notes

Fixing prices and final open positions can be retrieved from the following path <http://www.helex.gr/el/web/guest/statistics-end-of-day-derivatives>

Underlying Asset				Derivatives Market													
Price max	Price min	Closing price	change	Delivery Month	Open price	Price max	Price min	Last price	Closing price	Last Bid	Last Ask	Fixing price*	Life high	Life low	Trades	Volume	Open Interest
<b>EYDAP S.A. (CR)</b>				(Contract Size: 100 Securities, Physical Delivery)													
6.83	6.75	6.82	0.29%	June 2021	6.80	6.82	6.80	6.80	6.80	---	---	---	6.91	---	3	15	279
				September 2021	---	---	---	---	6.87	---	---	---	---	---	---	---	---
				December 2021	---	---	---	---	6.90	---	---	---	---	---	---	---	---
				March 2022	---	---	---	---	6.94	---	---	---	---	---	---	---	---
<b>FOURLIS (CR)</b>				(Contract Size: 100 Securities, Physical Delivery)													
4.39	4.26	4.36	1.28%	June 2021	4.35	4.37	4.29	4.37	4.37	---	---	---	4.48	---	14	37	935
				September 2021	---	---	---	---	4.35	---	---	---	---	---	---	---	---
				December 2021	---	---	---	---	4.37	---	---	---	---	---	---	---	---
				March 2022	---	---	---	---	4.39	---	---	---	---	---	---	---	---
<b>GEK TERNA (CR)</b>				(Contract Size: 100 Securities, Physical Delivery)													
9.64	9.46	9.52	-0.73%	June 2021	9.58	9.65	9.48	9.50	9.50	---	---	---	9.94	---	44	222	8,822
				September 2021	---	---	---	---	9.69	---	---	---	---	---	---	---	---
				December 2021	---	---	---	---	9.74	---	---	---	---	---	---	---	---
				March 2022	---	---	---	---	9.78	---	---	---	---	---	---	---	---
<b>HELLENIC EXCHANGES-A.S.E. (CR)</b>				(Contract Size: 100 Securities, Physical Delivery)													
3.995	3.91	3.95	1.28%	June 2021	3.95	3.96	3.91	3.96	3.96	---	---	---	4.09	---	9	33	2,061
				September 2021	---	---	---	---	3.94	---	---	---	---	---	---	---	---
				December 2021	---	---	---	---	3.96	---	---	---	---	---	---	---	---
				March 2022	---	---	---	---	3.98	---	---	---	---	---	---	---	---
<b>HELLENIC PETROLEUM (CR)</b>				(Contract Size: 100 Securities, Physical Delivery)													
5.45	5.34	5.43	2.45%	June 2021	5.41	5.45	5.41	5.45	5.45	---	---	---	5.87	---	4	15	1,911
				September 2021	---	---	---	---	5.35	---	---	---	---	---	---	---	---
				December 2021	---	---	---	---	5.38	---	---	---	---	---	---	---	---
				March 2022	---	---	---	---	5.41	---	---	---	---	---	---	---	---
<b>INTRACOM HOLDINGS (CR)</b>				(Contract Size: 100 Securities, Physical Delivery)													
0.945	0.905	0.941	4.21%	June 2021	0.915	0.946	0.915	0.940	0.940	---	---	---	0.946	---	35	649	1,854
				September 2021	---	---	---	---	0.912	---	---	---	---	---	---	---	---
				December 2021	---	---	---	---	0.917	---	---	---	---	---	---	---	---
				March 2022	---	---	---	---	0.921	---	---	---	---	---	---	---	---
<b>JUMBO SA (CR)</b>				(Contract Size: 100 Securities, Physical Delivery)													
15.06	14.82	14.98	-0.73%	June 2021	15.10	15.12	15.02	15.02	15.02	---	---	---	16.35	---	16	39	547
				September 2021	---	---	---	---	15.24	---	---	---	---	---	---	---	---
				December 2021	---	---	---	---	15.32	---	---	---	---	---	---	---	---
				March 2022	---	---	---	---	15.40	---	---	---	---	---	---	---	---

Derivatives notes

Fixing prices and final open positions can be retrieved from the following path <http://www.helex.gr/el/web/guest/statistics-end-of-day-derivatives>

Underlying Asset				Derivatives Market													
Price max	Price min	Closing price	change	Delivery Month	Open price	Price max	Price min	Last price	Closing price	Last Bid	Last Ask	Fixing price*	Life high	Life low	Trades	Volume	Open Interest
<b>LAMDA DEVELOPMENT SA (CR)</b>				(Contract Size: 100 Securities, Physical Delivery)													
6.95	6.77	6.9	1.77%	June 2021	6.82	6.98	6.79	6.96	6.96	---	---	---	7.34	---	42	181	3,033
				September 2021	---	---	---	---	6.85	---	---	---	---	---	---	---	---
				December 2021	---	---	---	---	6.88	---	---	---	---	---	---	---	---
				March 2022	---	---	---	---	6.92	---	---	---	---	---	---	---	---
<b>MARFIN INVESTMENT GROUP (CR)</b>				(Contract Size: 100 Securities, Physical Delivery)													
0.0306	0.0292	0.0294	-3.29%	June 2021	0.032	0.032	0.032	0.032	0.032	---	---	---	0.037	---	30	30	47,446
				September 2021	---	---	---	---	0.031	---	---	---	---	---	---	---	---
				December 2021	---	---	---	---	0.031	---	---	---	---	---	---	---	---
				March 2022	---	---	---	---	0.031	---	---	---	---	---	---	---	---
<b>MOTOR OIL (CR)</b>				(Contract Size: 100 Securities, Physical Delivery)													
12.72	12.25	12.71	4.01%	June 2021	12.47	12.80	12.39	12.70	12.70	---	---	---	13.00	---	42	150	2,631
				September 2021	---	---	---	---	12.34	---	---	---	---	---	---	---	---
				December 2021	---	---	---	---	12.41	---	---	---	---	---	---	---	---
				March 2022	---	---	---	---	12.47	---	---	---	---	---	---	---	---
<b>MYTILINEOS (CR)</b>				(Contract Size: 100 Securities, Physical Delivery)													
13.47	13.29	13.41	0.68%	June 2021	13.30	13.56	13.30	13.45	13.45	---	---	---	13.56	---	86	247	5,262
				September 2021	---	---	---	---	13.45	---	---	---	---	---	---	---	---
				December 2021	---	---	---	---	13.52	---	---	---	---	---	---	---	---
				March 2022	---	---	---	---	13.59	---	---	---	---	---	---	---	---
<b>NATIONAL BANK (CR)</b>				(Contract Size: 100 Securities, Physical Delivery)													
2.5	2.35	2.445	2.17%	June 2021	2.37	2.50	2.35	2.45	2.45	---	---	---	2.66	---	206	3,303	37,482
				September 2021	---	---	---	---	2.42	---	---	---	---	---	---	---	---
				December 2021	---	---	---	---	2.43	---	---	---	---	---	---	---	---
				March 2022	---	---	---	---	2.44	---	---	---	---	---	---	---	---
<b>OPAP (CR)</b>				(Contract Size: 100 Securities, Physical Delivery)													
11.33	11.16	11.26	-1.40%	June 2021	11.34	11.37	11.22	11.28	11.28	---	---	---	11.69	---	24	86	2,657
				September 2021	---	---	---	---	11.54	---	---	---	---	---	---	---	---
				December 2021	---	---	---	---	11.59	---	---	---	---	---	---	---	---
				March 2022	---	---	---	---	11.65	---	---	---	---	---	---	---	---
<b>OTE (CR)</b>				(Contract Size: 100 Securities, Physical Delivery)													
13.39	13.14	13.32	-1.26%	June 2021	13.32	13.42	13.23	13.35	13.35	---	---	---	13.59	---	53	191	6,250
				September 2021	---	---	---	---	13.63	---	---	---	---	---	---	---	---
				December 2021	---	---	---	---	13.69	---	---	---	---	---	---	---	---
				March 2022	---	---	---	---	13.76	---	---	---	---	---	---	---	---

Derivatives notes

Fixing prices and final open positions can be retrieved from the following path <http://www.helex.gr/el/web/guest/statistics-end-of-day-derivatives>

Underlying Asset				Derivatives Market													
Price max	Price min	Closing price	change	Delivery Month	Open price	Price max	Price min	Last price	Closing price	Last Bid	Last Ask	Fixing price*	Life high	Life low	Trades	Volume	Open Interest
<b>P.P.A. S.A. (CR)</b>				(Contract Size: 100 Securities, Physical Delivery)													
22	21.7	21.75	-1.58%	June 2021	---	---	---	---	22.21	---	---	---	22.29	---	---	---	243
				September 2021	---	---	---	---	22.32	---	---	---	---	---	---	---	---
				December 2021	---	---	---	---	22.44	---	---	---	---	---	---	---	---
				March 2022	---	---	---	---	22.55	---	---	---	---	---	---	---	---
<b>PIRAEUS FINANCIAL HOLD (CR)</b>				(Contract Size: 100 Securities, Physical Delivery)													
0.52	0.4188	0.428	-20.06%	June 2021	0.492	0.498	0.351	0.360	0.360	---	---	---	0.959	---	1,405	42,458	46,873
				September 2021	---	---	---	---	0.541	---	---	---	---	---	---	---	---
				December 2021	---	---	---	---	0.544	---	---	---	---	---	---	---	---
				March 2022	---	---	---	---	0.546	---	---	---	---	---	---	---	---
<b>PPC (CR)</b>				(Contract Size: 100 Securities, Physical Delivery)													
9.2	8.97	9.1	-1.83%	June 2021	9.15	9.18	8.97	9.04	9.04	---	---	---	9.38	---	172	723	16,560
				September 2021	---	---	---	---	9.36	---	---	---	---	---	---	---	---
				December 2021	---	---	---	---	9.41	---	---	---	---	---	---	---	---
				March 2022	---	---	---	---	9.46	---	---	---	---	---	---	---	---
<b>TERNA ENERGY (CR)</b>				(Contract Size: 100 Securities, Physical Delivery)													
12.6	12.24	12.3	-1.13%	June 2021	12.45	12.53	12.29	12.29	12.29	---	---	---	13.44	---	55	282	1,608
				September 2021	---	---	---	---	12.57	---	---	---	---	---	---	---	---
				December 2021	---	---	---	---	12.63	---	---	---	---	---	---	---	---
				March 2022	---	---	---	---	12.69	---	---	---	---	---	---	---	---
<b>TITAN CEMENT (CB)</b>				(Contract Size: 100 Securities, Physical Delivery)													
14.58	14.34	14.56	1.53%	June 2021	14.61	14.61	14.53	14.57	14.57	---	---	---	14.72	---	10	44	1,055
				September 2021	---	---	---	---	14.48	---	---	---	---	---	---	---	---
				December 2021	---	---	---	---	14.56	---	---	---	---	---	---	---	---
				March 2022	---	---	---	---	14.63	---	---	---	---	---	---	---	---
<b>VIOHALCO SA/NV (CB)</b>				(Contract Size: 100 Securities, Physical Delivery)													
4.46	4.28	4.46	3.00%	June 2021	4.32	4.44	4.31	4.38	4.38	---	---	---	4.50	---	82	367	4,495
				September 2021	---	---	---	---	4.37	---	---	---	---	---	---	---	---
				December 2021	---	---	---	---	4.40	---	---	---	---	---	---	---	---
				March 2022	---	---	---	---	4.42	---	---	---	---	---	---	---	---

Derivatives notes

Fixing prices and final open positions can be retrieved from the following path <http://www.helex.gr/el/web/guest/statistics-end-of-day-derivatives>

FTSE/Athex Large Cap

(Trade Unit: 1 Index Point x 2€ - Exercise Style: European, Cash Settlement)

Exercise Price	Call Options														Put Options																		
	April 2021							May 2021							Other Months		April 2021							May 2021							Other Months		Exercise Price
	Open price	Price max	Price min	Last price	Closing price	Volume	Open Interest	Open price	Price max	Price min	Last price	Closing price	Volume	Open Interest	Volume	Open Interest	Open price	Price max	Price min	Last price	Closing price	Volume	Open Interest	Open price	Price max	Price min	Last price	Closing price	Volume	Open Interest	Volume	Open Interest	
1,200	-	-	-	-	-	-	-	-	-	-	-	-	-	-	-	-	-	-	-	-	-	-	-	-	-	-	-	-	-	-	-	-	
1,225	-	-	-	-	-	-	-	-	-	-	-	-	-	-	-	-	-	-	-	-	-	-	-	-	-	-	-	-	-	-	-	-	1,225
1,250	-	-	-	-	-	-	-	-	-	-	-	-	-	-	-	-	-	-	-	-	-	-	-	-	-	-	-	-	-	-	-	-	1,250
1,275	-	-	-	-	-	-	-	-	-	-	-	-	-	-	-	-	-	-	-	-	-	-	-	-	-	-	-	-	-	-	-	-	1,275
1,300	-	-	-	-	-	-	-	-	-	-	-	-	-	-	-	-	-	-	-	-	-	-	-	-	-	-	-	-	-	-	-	-	1,300
1,325	-	-	-	-	-	-	-	-	-	-	-	-	-	-	-	-	-	-	-	-	-	-	-	-	-	-	-	-	-	-	-	-	1,325
1,350	-	-	-	-	-	-	-	-	-	-	-	-	-	-	-	-	-	-	-	-	-	-	-	-	-	-	-	-	-	-	-	-	1,350
1,375	-	-	-	-	-	-	-	-	-	-	-	-	-	-	-	-	-	-	-	-	-	-	-	-	-	-	-	-	-	-	-	-	1,375
1,400	-	-	-	-	-	-	-	-	-	-	-	-	-	-	-	-	-	-	-	-	-	-	-	-	-	-	-	-	-	-	-	-	1,400
1,425	-	-	-	-	-	-	-	-	-	-	-	-	-	-	-	-	-	-	-	-	-	-	-	-	-	-	-	-	-	-	-	-	1,425
1,450	-	-	-	-	-	-	-	-	-	-	-	-	-	-	-	-	-	-	-	-	-	-	-	-	-	-	-	-	-	-	-	-	1,450
1,475	-	-	-	-	-	-	-	-	-	-	-	-	-	-	-	-	-	-	-	-	-	-	-	-	-	-	-	-	-	-	-	-	1,475
1,500	-	-	-	-	-	-	-	-	-	-	-	-	-	-	-	-	-	-	-	-	-	-	-	-	-	-	-	-	-	-	-	-	1,500
1,525	-	-	-	-	-	-	-	-	-	-	-	-	-	-	-	-	-	-	-	-	-	-	-	-	-	-	-	-	-	-	-	-	1,525
1,550	-	-	-	-	-	-	-	-	-	-	-	-	-	-	-	-	-	-	-	-	-	-	-	-	-	-	-	-	-	-	-	-	1,550
1,575	-	-	-	-	-	-	-	-	-	-	-	-	-	-	-	-	-	-	-	-	-	-	-	-	-	-	-	-	-	-	-	-	1,575
1,600	-	-	-	-	-	-	-	-	-	-	-	-	-	-	-	-	-	-	-	-	-	-	-	-	-	-	-	-	-	-	-	-	1,600
1,625	-	-	-	-	-	-	-	-	-	-	-	-	-	-	-	-	-	-	-	-	-	-	-	-	-	-	-	-	-	-	-	-	1,625
1,650	0.00	0.00	0.00	-	355.00	-	-	-	-	-	-	-	-	-	-	-	0.00	0.00	0.00	-	0.05	-	-	-	-	-	-	-	-	-	-	-	1,650
1,675	0.00	0.00	0.00	-	330.00	-	-	-	-	-	-	-	-	-	-	-	0.00	0.00	0.00	-	0.11	-	-	-	-	-	-	-	-	-	-	-	1,675
1,700	0.00	0.00	0.00	-	306.00	-	-	0.00	0.00	0.00	-	318.00	-	-	-	0.00	0.00	0.00	-	0.23	-	-	0.00	0.00	0.00	-	2.20	-	-	-	-	1,700	
1,725	0.00	0.00	0.00	-	281.00	-	-	0.00	0.00	0.00	-	294.00	-	-	-	0.00	0.00	0.00	-	0.46	-	-	0.00	0.00	0.00	-	3.20	-	-	-	-	1,725	
1,750	0.00	0.00	0.00	-	256.00	-	-	0.00	0.00	0.00	-	271.00	-	-	-	0.00	0.00	0.00	-	0.86	-	-	0.00	0.00	0.00	-	4.70	-	-	-	-	1,750	
1,775	0.00	0.00	0.00	-	232.00	-	-	0.00	0.00	0.00	-	248.00	-	-	-	0.00	0.00	0.00	-	1.50	-	3	0.00	0.00	0.00	-	6.70	-	-	-	-	1,775	
1,800	0.00	0.00	0.00	-	208.00	-	-	0.00	0.00	0.00	-	225.00	-	-	-	0.00	0.00	0.00	-	2.60	-	3	0.00	0.00	0.00	-	9.30	-	-	-	-	1,800	
1,825	0.00	0.00	0.00	-	185.00	-	-	0.00	0.00	0.00	-	204.00	-	-	-	0.00	0.00	0.00	-	4.30	-	1	0.00	0.00	0.00	-	12.75	-	-	-	-	1,825	
1,850	0.00	0.00	0.00	-	162.00	-	20	0.00	0.00	0.00	-	183.00	-	-	-	0.00	0.00	0.00	-	6.70	-	2	0.00	0.00	0.00	-	16.75	-	-	-	-	1,850	
1,875	0.00	0.00	0.00	-	141.00	-	121	0.00	0.00	0.00	-	163.00	-	-	-	0.00	0.00	0.00	-	10.00	-	-	0.00	0.00	0.00	-	22.00	-	-	-	-	1,875	
1,900	0.00	0.00	0.00	-	120.00	-	3	0.00	0.00	0.00	-	145.00	-	-	-	0.00	0.00	0.00	-	14.75	-	20	0.00	0.00	0.00	-	28.25	-	-	-	-	1,900	
1,925	0.00	0.00	0.00	-	102.00	-	20	112.00	112.00	112.00	112.00	112.00	20	-	-	22.75	0.00	22.75	22.75	22.75	22.75	20	41	0.00	0.00	0.00	-	35.75	-	-	-	-	1,925
1,950	0.00	0.00	0.00	-	84.50	-	20	0.00	0.00	0.00	-	111.00	-	-	-	25.00	0.00	25.00	25.00	25.00	25.00	1	6	0.00	0.00	0.00	-	44.50	-	-	-	-	1,950
1,975	58.00	58.00	58.00	58.00	58.00	7	25	0.00	0.00	0.00	-	96.00	-	-	-	35.00	58.00	35.00	35.00	35.00	35.00	1	60	0.00	0.00	0.00	-	54.50	-	-	-	-	1,975
2,000	51.00	51.00	51.00	51.00	51.00	1	3	0.00	0.00	0.00	-	82.50	-	-	-	0.00	51.00	0.00	-	49.75	-	50	0.00	0.00	0.00	-	66.00	-	-	-	-	2,000	
2,050	28.75	29.00	23.00	24.00	24.00	42	60	0.00	0.00	0.00	-	59.50	-	-	-	73.00	29.00	73.00	73.00	73.00	73.00	7	1	0.00	0.00	0.00	-	92.50	-	-	-	-	2,050
2,100	14.25	14.25	12.00	12.00	12.00	2	77	0.00	0.00	0.00	-	41.25	-	-	-	0.00	14.25	0.00	-	113.00	-	-	0.00	0.00	0.00	-	124.00	-	-	-	-	2,100	
2,150	0.00	0.00	0.00	-	10.25	-	1	0.00	0.00	0.00	-	27.75	-	-	-	0.00	0.00	0.00	-	154.00	-	-	0.00	0.00	0.00	-	161.00	-	-	-	-	2,150	

FTSE/Athex Large Cap

(Trade Unit: 1 Index Point x 2€ - Exercise Style: European, Cash Settlement)

Call Options															Put Options																		
Exercise Price	April 2021							May 2021							Other Months		April 2021					May 2021					Other Months		Exercise Price				
	Open price	Price max	Price min	Last price	Closing price	Volume	Open Interest	Open price	Price max	Price min	Last price	Closing price	Volume	Open Interest	Volume	Open Interest	Open price	Price max	Price min	Last price	Closing price	Volume	Open Interest	Open price	Price max	Price min	Last price	Closing price		Volume	Open Interest	Volume	Open Interest
2,200	0.00	0.00	0.00	-	5.00	-	-	0.00	0.00	0.00	-	18.00	-	-			0.00	0.00	0.00	-	199.00	-	-	0.00	0.00	0.00	-	201.00	-	-			2,200
2,250	0.00	0.00	0.00	-	2.30	-	-	0.00	0.00	0.00	-	11.50	-	-			0.00	0.00	0.00	-	246.00	-	-	0.00	0.00	0.00	-	244.00	-	-			2,250
2,300	0.00	0.00	0.00	-	0.96	-	-	0.00	0.00	0.00	-	7.00	-	-			0.00	0.00	0.00	-	295.00	-	-	0.00	0.00	0.00	-	289.00	-	-			2,300
Totals:						52	350							20	0	0	0						29	187						0	0	0	0
Number of Trades:						8								1		0							4							0		0	

ALPHA BANK (CR)

(Contract Size: 100 Securities, Exercise Style: American, Physical Delivery)

Call Options																Put Options																	
Exercise Price	April 2021							May 2021							Other Months		April 2021					May 2021					Other Months		Exercise Price				
	Open price	Price max	Price min	Last price	Closing price	Volume	Open Interest	Open price	Price max	Price min	Last price	Closing price	Volume	Open Interest	Volume	Open Interest	Open price	Price max	Price min	Last price	Closing price	Volume	Open Interest	Open price	Price max	Price min	Last price	Closing price		Volume	Open Interest	Volume	Open Interest
0.150						-	-						-	-									-	-									0.002
0.200						-	-						-	-									-	-									0.002
0.250						-	-						-	-									-	-									0.003
0.300						-	-						-	-									-	-									0.003
0.350						-	-						-	-									-	-									0.004
0.400						-	-						-	-									-	-									0.004
0.450	0.000	0.000	0.000		0.441	-	-						-	-			0.000	0.000	0.000		0.001	-	-										0.005
0.500	0.000	0.000	0.000		0.391	-	-	0.000	0.000	0.000		0.399	-	-		0.000	0.000	0.000		0.001	-	-	0.000	0.000	0.000		0.007	-	-			0.005	
0.550	0.000	0.000	0.000		0.343	-	-	0.000	0.000	0.000		0.355	-	-		0.000	0.000	0.000		0.002	-	-	0.000	0.000	0.000		0.013	-	-			0.006	
0.600	0.000	0.000	0.000		0.296	-	-	0.000	0.000	0.000		0.314	-	-		0.000	0.000	0.000		0.005	-	-	0.000	0.000	0.000		0.022	-	-			0.006	
0.650	0.000	0.000	0.000		0.251	-	-	0.000	0.000	0.000		0.275	-	-		0.000	0.000	0.000		0.010	-	-	0.000	0.000	0.000		0.033	-	-			0.007	
0.700	0.000	0.000	0.000		0.210	-	-	0.000	0.000	0.000		0.240	-	-		0.000	0.000	0.000		0.019	-	-	0.000	0.000	0.000		0.048	-	-			0.007	
0.750	0.000	0.000	0.000		0.173	-	-	0.000	0.000	0.000		0.209	-	-		0.000	0.000	0.000		0.031	-	-	0.000	0.000	0.000		0.067	-	-			0.008	
0.800	0.000	0.000	0.000		0.140	-	-	0.000	0.000	0.000		0.180	-	-		0.000	0.000	0.000		0.048	-	-	0.000	0.000	0.000		0.087	-	-			0.008	
0.850	0.000	0.000	0.000		0.111	-	5	0.000	0.000	0.000		0.156	-	-		0.000	0.000	0.000		0.070	-	-	0.000	0.000	0.000		0.113	-	-			0.009	
0.900	0.000	0.000	0.000		0.087	-	10	0.000	0.000	0.000		0.133	-	-		0.000	0.000	0.000		0.096	-	-	0.000	0.000	0.000		0.140	-	-			0.009	
0.950	0.000	0.000	0.000		0.067	-	-	0.000	0.000	0.000		0.114	-	-		0.000	0.000	0.000		0.126	-	-	0.000	0.000	0.000		0.171	-	-			0.010	
1.000	0.000	0.000	0.000		0.052	-	-	0.000	0.000	0.000		0.096	-	-		0.000	0.000	0.000		0.161	-	-	0.000	0.000	0.000		0.203	-	-			0.010	
1.100	0.000	0.000	0.000		0.029	-	-	0.000	0.000	0.000		0.069	-	-		0.000	0.000	0.000		0.238	-	-	0.000	0.000	0.000		0.276	-	-			0.011	
1.200	0.000	0.000	0.000		0.016	-	-	0.000	0.000	0.000		0.050	-	-		0.000	0.000	0.000		0.324	-	-	0.000	0.000	0.000		0.357	-	-			0.012	
1.300	0.000	0.000	0.000		0.008	-	-	0.000	0.000	0.000		0.036	-	-		0.000	0.000	0.000		0.417	-	-	0.000	0.000	0.000		0.442	-	-			0.013	
1.400	0.000	0.000	0.000		0.004	-	-	0.000	0.000	0.000		0.025	-	-		0.000	0.000	0.000		0.513	-	-	0.000	0.000	0.000		0.532	-	-			0.014	
1.500	0.000	0.000	0.000		0.002	-	-	0.000	0.000	0.000		0.018	-	-		0.000	0.000	0.000		0.611	-	-	0.000	0.000	0.000		0.624	-	-			0.015	
Totals:						0	15					0	0	0	0					0	0												
Number of Trades:						0						0		0						0.00						0		0					

NATIONAL BANK (CR)

(Contract Size: 100 Securities, Exercise Style: American, Physical Delivery)

Call Options														Put Options																		
April 2021							May 2021							Other Months		April 2021							May 2021							Other Months		Exercise Price
Open price	Price max	Price min	Last price	Closing price	Volume	Open Interest	Open price	Price max	Price min	Last price	Closing price	Volume	Open Interest	Volume	Open Interest	Open price	Price max	Price min	Last price	Closing price	Volume	Open Interest	Open price	Price max	Price min	Last price	Closing price	Volume	Open Interest	Volume	Open Interest	
0.650					-	-						-	-			-	-					-	-									0.007
0.700					-	-						-	-			-	-					-	-									0.007
0.750					-	-						-	-			-	-					-	-									0.008
0.800					-	-						-	-			-	-					-	-									0.008
0.850					-	-						-	-			-	-					-	-									0.009
0.900					-	-						-	-			-	-					-	-									0.009
0.950					-	-						-	-			-	-					-	-									0.010
1.000					-	-						-	-			-	-					-	-									0.010
1.100					-	-						-	-			-	-					-	-									0.011
1.200					-	-						-	-			-	-					-	-									0.012
1.300	0.000	0.000	0.000		1.09	-	-					-	-			0.000	0.000	0.000		0.001	-	-										0.013
1.400	0.000	0.000	0.000		0.992	-	-					-	-			0.000	0.000	0.000		0.001	-	-										0.014
1.500	0.000	0.000	0.000		0.893	-	-	0.000	0.000	0.000		0.904	-	-						0.001	-	-	0.000	0.000	0.000		0.008	-	-			0.015
1.600	0.000	0.000	0.000		0.794	-	-	0.000	0.000	0.000		0.811	-	-						0.001	-	-	0.000	0.000	0.000		0.016	-	-			0.016
1.700	0.000	0.000	0.000		0.697	-	-	0.000	0.000	0.000		0.722	-	-						0.004	-	-	0.000	0.000	0.000		0.027	-	-			0.017
1.800	0.000	0.000	0.000		0.602	-	-	0.000	0.000	0.000		0.638	-	-						0.009	-	-	0.000	0.000	0.000		0.042	-	-			0.018
1.900	0.000	0.000	0.000		0.511	-	-	0.000	0.000	0.000		0.558	-	-						0.018	-	-	0.000	0.000	0.000		0.061	-	-			0.019
2.000	0.000	0.000	0.000		0.427	-	5	0.000	0.000	0.000		0.486	-	-						0.033	-	-	0.000	0.000	0.000		0.089	-	-			0.020
2.200	0.000	0.000	0.000		0.280	-	-	0.000	0.000	0.000		0.358	-	-						0.087	-	-	0.000	0.000	0.000		0.160	-	-			0.022
2.400	0.000	0.000	0.000		0.169	-	21	0.000	0.000	0.000		0.256	-	-						0.175	-	-	0.000	0.000	0.000		0.258	-	-			0.024
2.600	0.000	0.000	0.000		0.095	-	-	0.000	0.000	0.000		0.179	-	-						0.302	-	-	0.000	0.000	0.000		0.381	-	-			0.026
2.800	0.000	0.000	0.000		0.049	-	-	0.000	0.000	0.000		0.122	-	-						0.456	-	-	0.000	0.000	0.000		0.524	-	-			0.028
3.000	0.000	0.000	0.000		0.025	-	-	0.000	0.000	0.000		0.082	-	-						0.631	-	-	0.000	0.000	0.000		0.683	-	-			0.030
3.200	0.000	0.000	0.000		0.011	-	-	0.000	0.000	0.000		0.055	-	-						0.818	-	-	0.000	0.000	0.000		0.856	-	-			0.032
3.400	0.000	0.000	0.000		0.005	-	-	0.000	0.000	0.000		0.036	-	-						1.01	-	-	0.000	0.000	0.000		1.04	-	-			0.034
3.600	0.000	0.000	0.000		0.002	-	-	0.000	0.000	0.000		0.023	-	-						1.21	-	-	0.000	0.000	0.000		1.23	-	-			0.036
Totals:					0	26						0	0	0	0	0					0	0										
Number of Trades:					0							0	0	0							0.00										0	



OPAP (CR)

(Contract Size: 100 Securities, Exercise Style: American, Physical Delivery)

Call Options														Put Options																			
Exercise Price	April 2021						May 2021						Other Months		April 2021						May 2021				Other Months		Exercise Price						
	Open price	Price max	Price min	Last price	Closing price	Volume	Open Interest	Open price	Price max	Price min	Last price	Closing price	Volume	Open Interest	Volume	Open Interest	Open price	Price max	Price min	Last price	Closing price	Volume	Open Interest	Open price	Price max	Price min		Last price	Closing price	Volume	Open Interest	Volume	Open Interest
4.800						-	-						-	-									-	-									0.048
5.200						-	-						-	-									-	-									0.052
5.600						-	-						-	-									-	-									0.056
6.000						-	-						-	-									-	-									0.060
6.400						-	-						-	-									-	-									0.064
6.800						-	-						-	-									-	-									0.068
7.200						-	-						-	-									-	-									0.072
7.600						-	-						-	-									-	-									0.076
8.000	0.000	0.000	0.000		3.43	-	-	0.000	0.000	0.000		3.45	-	-			0.000	0.000	0.000		0.001	-	-	0.000	0.000	0.000		0.004	-	-		0.080	
8.400	0.000	0.000	0.000		3.03	-	-	0.000	0.000	0.000		3.06	-	-			0.000	0.000	0.000		0.001	-	-	0.000	0.000	0.000		0.010	-	-		0.084	
8.800	0.000	0.000	0.000		2.63	-	-	0.000	0.000	0.000		2.67	-	-			0.000	0.000	0.000		0.001	-	-	0.000	0.000	0.000		0.023	-	-		0.088	
9.200	0.000	0.000	0.000		2.24	-	-	0.000	0.000	0.000		2.30	-	-			0.000	0.000	0.000		0.005	-	-	0.000	0.000	0.000		0.048	-	-		0.092	
9.600	0.000	0.000	0.000		1.85	-	-	0.000	0.000	0.000		1.94	-	-			0.000	0.000	0.000		0.017	-	-	0.000	0.000	0.000		0.091	-	-		0.096	
10.000	0.000	0.000	0.000		1.48	-	-	0.000	0.000	0.000		1.61	-	-			0.000	0.000	0.000		0.045	-	-	0.000	0.000	0.000		0.159	-	-		0.100	
11.000	0.000	0.000	0.000		0.701	-	-	0.000	0.000	0.000		0.924	-	-			0.000	0.000	0.000		0.265	-	-	0.000	0.000	0.000		0.468	-	-		0.110	
12.000	0.000	0.000	0.000		0.241	-	3	0.000	0.000	0.000		0.464	-	-			0.000	0.000	0.000		0.804	-	-	0.000	0.000	0.000		1.01	-	-		0.120	
13.000	0.000	0.000	0.000		0.059	-	-	0.000	0.000	0.000		0.203	-	-			0.000	0.000	0.000		1.62	-	-	0.000	0.000	0.000		1.75	-	-		0.130	
14.000	0.000	0.000	0.000		0.010	-	-	0.000	0.000	0.000		0.080	-	-			0.000	0.000	0.000		2.58	-	-	0.000	0.000	0.000		2.63	-	-		0.140	
15.000	0.000	0.000	0.000		0.001	-	-	0.000	0.000	0.000		0.029	-	-			0.000	0.000	0.000		3.58	-	-	0.000	0.000	0.000		3.59	-	-		0.150	
16.000	0.000	0.000	0.000		0.001	-	-	0.000	0.000	0.000		0.009	-	-			0.000	0.000	0.000		4.58	-	-	0.000	0.000	0.000		4.58	-	-		0.160	
17.000	0.000	0.000	0.000		0.001	-	-	0.000	0.000	0.000		0.003	-	-			0.000	0.000	0.000		5.58	-	-	0.000	0.000	0.000		5.58	-	-		0.170	
Totals:						0	3					0	0			0	0					0	0			0	0			0	0		
Number of Trades:						0						0				0						0.00				0				0			

OTE (CR)

(Contract Size: 100 Securities, Exercise Style: American, Physical Delivery)

Call Options														Put Options																			
Exercise Price	April 2021							May 2021							Other Months		April 2021							May 2021							Other Months		Exercise Price
	Open price	Price max	Price min	Last price	Closing price	Volume	Open Interest	Open price	Price max	Price min	Last price	Closing price	Volume	Open Interest	Volume	Open Interest	Open price	Price max	Price min	Last price	Closing price	Volume	Open Interest	Open price	Price max	Price min	Last price	Closing price	Volume	Open Interest	Volume	Open Interest	
8.400						-	-						-	-								-	-										0.084
8.800	0.000	0.000	0.000		4.70	-	-	0.000	0.000	0.000		4.72	-	-			0.000	0.000	0.000		0.001	-	-	0.000	0.000	0.000		0.002	-	-		0.088	
9.200	0.000	0.000	0.000		4.30	-	-	0.000	0.000	0.000		4.32	-	-			0.000	0.000	0.000		0.001	-	-	0.000	0.000	0.000		0.001	-	-		0.092	
9.600	0.000	0.000	0.000		3.90	-	-	0.000	0.000	0.000		3.93	-	-			0.000	0.000	0.000		0.001	-	-	0.000	0.000	0.000		0.002	-	-		0.096	
10.000	0.000	0.000	0.000		3.51	-	-	0.000	0.000	0.000		3.53	-	-			0.000	0.000	0.000		0.002	-	-	0.000	0.000	0.000		0.006	-	-		0.100	
11.000	0.000	0.000	0.000		2.51	-	-	0.000	0.000	0.000		2.57	-	-			0.000	0.000	0.000		0.004	-	-	0.000	0.000	0.000		0.044	-	-		0.110	
12.000	0.000	0.000	0.000		1.56	-	-	0.000	0.000	0.000		1.70	-	-			0.000	0.000	0.000		0.051	-	5	0.000	0.000	0.000		0.173	-	-		0.120	
13.000	0.000	0.000	0.000		0.775	-	5	0.000	0.000	0.000		1.01	-	-			0.300	0.300	0.300	0.300	0.300	11	11	0.000	0.000	0.000		0.476	-	-		0.130	
14.000	0.143	0.143	0.130	0.130	0.130	22	60	0.000	0.000	0.000		0.528	-	-			0.000	0.000	0.000		0.780	-	-	0.000	0.000	0.000		0.995	-	-		0.140	
15.000	0.000	0.000	0.000		0.077	-	-	0.000	0.000	0.000		0.248	-	-			0.000	0.000	0.000		1.57	-	-	0.000	0.000	0.000		1.72	-	-		0.150	
16.000	0.000	0.000	0.000		0.015	-	-	0.000	0.000	0.000		0.104	-	-			0.000	0.000	0.000		2.51	-	-	0.000	0.000	0.000		2.58	-	-		0.160	
17.000	0.000	0.000	0.000		0.002	-	-	0.000	0.000	0.000		0.037	-	-			0.000	0.000	0.000		3.51	-	-	0.000	0.000	0.000		3.52	-	-		0.170	
18.000	0.000	0.000	0.000		0.001	-	-	0.000	0.000	0.000		0.013	-	-			0.000	0.000	0.000		4.51	-	-	0.000	0.000	0.000		4.51	-	-		0.180	
19.000						-	-						-	-								-	-									0.190	
Totals:						22	65						0	0	0	0						22	16							0	0	0	0
Number of Trades:						2							0	0	0							1.00							0		0		

PIRAEUS FINANCIAL HOLD (CR)

(Contract Size: 100 Securities, Exercise Style: American, Physical Delivery)

Call Options														Put Options																		
Exercise Price	April 2021						May 2021						Other Months		April 2021						May 2021						Other Months		Exercise Price			
	Open price	Price max	Price min	Last price	Closing price	Volume	Open Interest	Open price	Price max	Price min	Last price	Closing price	Volume	Open Interest	Volume	Open Interest	Open price	Price max	Price min	Last price	Closing price	Volume	Open Interest	Open price	Price max	Price min	Last price	Closing price		Volume	Open Interest	Volume
0.300	0.000	0.000	0.000		0.240	-	-	0.000	0.000	0.000		0.255	-	-			0.000	0.000	0.000		0.004	-	-	0.000	0.000	0.000		0.019	-	-		0.003
0.350	0.000	0.000	0.000		0.197	-	-	0.000	0.000	0.000		0.219	-	-			0.000	0.000	0.000		0.011	-	-	0.000	0.000	0.000		0.033	-	-		0.004
0.400	0.000	0.000	0.000		0.158	-	-	0.000	0.000	0.000		0.187	-	-			0.000	0.000	0.000		0.023	-	-	0.000	0.000	0.000		0.051	-	-		0.004
0.450	0.000	0.000	0.000		0.126	-	-	0.000	0.000	0.000		0.160	-	-			0.000	0.000	0.000		0.040	-	-	0.000	0.000	0.000		0.073	-	-		0.005
0.500	0.000	0.000	0.000		0.098	-	-	0.000	0.000	0.000		0.137	-	-			0.000	0.000	0.000		0.063	-	-	0.000	0.000	0.000		0.100	-	-		0.005
0.550	0.000	0.000	0.000		0.076	-	-	0.000	0.000	0.000		0.116	-	-			0.000	0.000	0.000		0.090	-	-	0.000	0.000	0.000		0.130	-	-		0.006
0.600	0.000	0.000	0.000		0.058	-	-	0.000	0.000	0.000		0.100	-	-			0.000	0.000	0.000		0.122	-	-	0.000	0.000	0.000		0.163	-	-		0.006
0.650	0.000	0.000	0.000		0.044	-	-	0.000	0.000	0.000		0.085	-	-			0.000	0.000	0.000		0.158	-	-	0.000	0.000	0.000		0.198	-	-		0.007
0.700	0.000	0.000	0.000		0.034	-	-	0.000	0.000	0.000		0.073	-	-			0.000	0.000	0.000		0.198	-	-	0.000	0.000	0.000		0.236	-	-		0.007
0.750	0.000	0.000	0.000		0.025	-	-	0.000	0.000	0.000		0.062	-	-			0.000	0.000	0.000		0.239	-	-	0.000	0.000	0.000		0.275	-	-		0.008
0.800	0.000	0.000	0.000		0.019	-	-	0.000	0.000	0.000		0.054	-	-			0.000	0.000	0.000		0.283	-	-	0.000	0.000	0.000		0.316	-	-		0.008
0.850	0.000	0.000	0.000		0.014	-	-	0.000	0.000	0.000		0.046	-	-			0.000	0.000	0.000		0.328	-	-	0.000	0.000	0.000		0.358	-	-		0.009
0.900	0.000	0.000	0.000		0.011	-	-	0.000	0.000	0.000		0.039	-	-			0.000	0.000	0.000		0.375	-	-	0.000	0.000	0.000		0.402	-	-		0.009
0.950	0.000	0.000	0.000		0.008	-	-	0.000	0.000	0.000		0.034	-	-			0.000	0.000	0.000		0.422	-	-	0.000	0.000	0.000		0.447	-	-		0.010
1.000	0.000	0.000	0.000		0.006	-	-	0.000	0.000	0.000		0.029	-	-			0.000	0.000	0.000		0.470	-	-	0.000	0.000	0.000		0.492	-	-		0.010
1.100	0.000	0.000	0.000		0.003	-	-	0.000	0.000	0.000		0.022	-	-			0.000	0.000	0.000		0.568	-	-	0.000	0.000	0.000		0.584	-	-		0.011
1.200	0.000	0.000	0.000		0.002	-	-	0.000	0.000	0.000		0.016	-	-			0.000	0.000	0.000		0.666	-	-	0.000	0.000	0.000		0.679	-	-		0.012
1.300	0.000	0.000	0.000		0.001	-	-	0.000	0.000	0.000		0.013	-	-			0.000	0.000	0.000		0.765	-	-	0.000	0.000	0.000		0.775	-	-		0.013
1.400	0.000	0.000	0.000		0.001	-	-	0.000	0.000	0.000		0.009	-	-			0.000	0.000	0.000		0.865	-	-	0.000	0.000	0.000		0.872	-	-		0.014
1.500	0.000	0.000	0.000		0.001	-	-						-	-			0.000	0.000	0.000		0.965	-	-								0.015	
1.600	0.000	0.000	0.000		0.001	-	-						-	-			0.000	0.000	0.000		1.07	-	-								0.016	
1.700						-	-						-	-								-	-									0.017
1.800						-	-						-	-								-	-									0.018
1.900						-	-						-	-								-	-									0.019
2.000						-	-						-	-								-	-									0.020
2.200						-	-						-	-								-	-									0.022
2.400						-	-						-	-								-	-									0.024
Totals:						0	0					0	0		0	0					0	0						0	0		0	0
Number of Trades:						0						0		0							0.00							0			0	

PPC (CR)

(Contract Size: 100 Securities, Exercise Style: American, Physical Delivery)

Call Options																Put Options																	
April 2021								May 2021								Other Months		April 2021					May 2021					Other Months		Exercise Price			
Open price	Price max	Price min	Last price	Closing price	Volume	Open Interest	Open price	Price max	Price min	Last price	Closing price	Volume	Open Interest	Volume	Open Interest	Open price	Price max	Price min	Last price	Closing price	Volume	Open Interest	Open price	Price max	Price min	Last price	Closing price	Volume	Open Interest		Volume	Open Interest	
2.400					-	-						-	-									-	-									0.024	
2.600					-	-						-	-									-	-									0.026	
2.800					-	-						-	-									-	-									0.028	
3.000					-	-						-	-									-	-									0.030	
3.200					-	-						-	-									-	-									0.032	
3.400					-	-						-	-									-	-									0.034	
3.600					-	-						-	-									-	-									0.036	
3.800					-	-						-	-									-	-									0.038	
4.000					-	-						-	-									-	-									0.040	
4.400					-	-						-	-									-	-									0.044	
4.800	0.000	0.000	0.000	4.48	-	-						-	-			0.000	0.000	0.000	0.001	-	-											0.048	
5.200	0.000	0.000	0.000	4.08	-	-						-	-			0.000	0.000	0.000	0.001	-	-											0.052	
5.600	0.000	0.000	0.000	3.68	-	-						-	-			0.000	0.000	0.000	0.001	-	-											0.056	
6.000	0.000	0.000	0.000	3.28	-	-						-	-			0.000	0.000	0.000	0.001	-	-											0.060	
6.400	0.000	0.000	0.000	2.88	-	-	0.000	0.000	0.000	2.90	-	-			0.000	0.000	0.000	0.001	-	-	0.000	0.000	0.000	0.007	-	-						0.064	
6.800	0.000	0.000	0.000	2.48	-	-	0.000	0.000	0.000	2.51	-	-			0.000	0.000	0.000	0.001	-	-	0.000	0.000	0.000	0.018	-	-						0.068	
7.200	0.000	0.000	0.000	2.09	-	-	0.000	0.000	0.000	2.14	-	-			0.000	0.000	0.000	0.004	-	-	0.000	0.000	0.000	0.041	-	-						0.072	
7.600	0.000	0.000	0.000	1.70	-	-	0.000	0.000	0.000	1.78	-	-			0.000	0.000	0.000	0.015	-	-	0.000	0.000	0.000	0.083	-	-						0.076	
8.000	0.000	0.000	0.000	1.33	-	-	0.000	0.000	0.000	1.45	-	-			0.000	0.000	0.000	0.045	-	22	0.000	0.000	0.000	0.152	-	-						0.080	
8.400	0.000	0.000	0.000	0.987	-	3	0.000	0.000	0.000	1.15	-	-			0.000	0.000	0.000	0.105	-	-	0.000	0.000	0.000	0.255	-	-						0.084	
8.800	0.000	0.000	0.000	0.699	-	2	0.000	0.000	0.000	0.897	-	-			0.000	0.000	0.000	0.216	-	11	0.000	0.000	0.000	0.397	-	-						0.088	
9.200	0.000	0.000	0.000	0.465	-	9	0.000	0.000	0.000	0.682	-	-			0.000	0.000	0.000	0.381	-	-	0.000	0.000	0.000	0.582	-	-						0.092	
9.600	0.000	0.000	0.000	0.289	-	40	0.000	0.000	0.000	0.508	-	-			0.000	0.000	0.000	0.606	-	11	0.000	0.000	0.000	0.807	-	-						0.096	
10.000	0.000	0.000	0.000	0.172	-	5	0.000	0.000	0.000	0.369	-	-			0.000	0.000	0.000	0.889	-	-	0.000	0.000	0.000	1.07	-	-						0.100	
11.000	0.000	0.000	0.000	0.035	-	-	0.000	0.000	0.000	0.151	-	-			0.000	0.000	0.000	1.75	-	-	0.000	0.000	0.000	1.85	-	-						0.110	
12.000	0.000	0.000	0.000	0.005	-	-	0.000	0.000	0.000	0.054	-	-			0.000	0.000	0.000	2.73	-	-	0.000	0.000	0.000	2.76	-	-						0.120	
13.000	0.000	0.000	0.000	0.001	-	-	0.000	0.000	0.000	0.017	-	-			0.000	0.000	0.000	3.73	-	-	0.000	0.000	0.000	3.73	-	-						0.130	
Totals:					0	59						0	0	0	0	0						0	44									0	0
Number of Trades:					0							0	0	0	0	0							0.00									0	0

Lending Products	Underlying Title	Open Interest[5]	Multilateral Transactions[1]				Bilateral Transactions[2]		Stock Borrowing through OTC (volume)[3]	
			Volume(Offered)	Average Weighted	Transactions volume	Average Weighted	Transactions Volume	Average Weighted	Transactions Volume	
ADMIEBOR	ADMIE (IPTO) HOLDING S.A. (CR)	16,476	---	---	---	---	---	---	135,644	
AEGNBOR	AEGEAN AIRLINES (CR)	4,402	---	---	---	---	---	---	40,327	
ALPHABOR	ALPHA BANK (CR)	23,000	---	---	3,350	2.95%	---	---	38,538,125	
ALMYBOR	ALUMIL (CR)	---	---	---	---	---	---	---	---	
TATTBOR	ATTICA BANK S.A. (CR)	14,300	---	---	---	---	---	---	370	
EEEBOR	CC HBC AG (CR)	3,825	---	---	---	---	---	---	70,546	
CENERBOR	CENERGY HOLDINGS (CB)	1,500	---	---	---	---	---	---	---	
ELLAKTORBOR	ELLAKTOR (CR)	40,300	---	---	---	---	---	---	265,949	
EUROBBOR	EUROBANK HOLDINGS (CR)	35,120	---	---	---	---	---	---	39,512,801	
EYDAPBOR	EYDAP S.A. (CR)	300	---	---	---	---	---	---	255,864	
FFGRPBOR	FOLLI FOLLIE (CR)	---	---	---	---	---	---	---	897,835	
FOYRKBOR	FOURLIS (CR)	---	---	---	---	---	---	---	32,408	
GEKTERNABOR	GEK TERNA (CR)	25,000	---	---	---	---	---	---	23,993	
SARBOR	GR. SARANTIS S.A. (CR)	---	---	---	---	---	---	---	19,300	
EXAEBOR	HELLENIC EXCHANGES-A.S.E. (CR)	17,000	---	---	---	---	---	---	292,573	
ELPEBOR	HELLENIC PETROLEUM (CR)	5,400	---	---	---	---	---	---	181,928	
INTRKBOR	INTRACOM HOLDINGS (CR)	---	---	---	---	---	---	---	---	
BELABOR	JUMBO SA (CR)	15,777	---	---	---	---	---	---	263,904	
LAMDABOR	LAMDA DEVELOPMENT SA (CR)	---	---	---	---	---	---	---	14,494	
MIGBOR	MARFIN INVESTMENT GROUP (CR)	63,644	---	---	---	---	---	---	794,474	
MOHBOR	MOTOR OIL (CR)	1,500	---	---	---	---	---	---	396,407	
MYTILBOR	MYTILINEOS (CR)	1,000	---	---	---	---	---	---	64,485	
ETEBOR	NATIONAL BANK (CR)	---	---	---	---	---	---	---	11,007,765	
OPAPBOR	OPAP (CR)	38,808	---	---	200	2.65%	---	---	1,440,377	
HTOBOR	OTE (CR)	14,000	---	---	---	---	---	---	989,720	
PPABOR	P.P.A. S.A. (CR)	4,005	---	---	---	---	---	---	10,501	
TPEIRBOR	PIRAEUS FINANCIAL HOLD (CR)	50,329	---	---	---	---	---	---	25,297,120	
PLAISBOR	PLAISIO COMPUTERS SA (CR)	---	---	---	---	---	---	---	4,000	
PPCBOR	PPC (CR)	43,558	---	---	---	---	---	---	1,641,367	
QUALBOR	QUALITY & RELIABILITY SA (CR)	---	---	---	---	---	---	---	---	
TENERGYBOR	TERNA ENERGY (CR)	14,348	---	---	---	---	---	---	130,480	

## Stock Lending Notes

[1] - Multilateral contracts Lending or Borrowing as per Methods 8-1, 8-2 and 8-3-3 (According to ATHEX BoD Resolution No.17)

[2] - Bilateral Contracts Lending or Borrowing as per Methods 8-3-1 and 8-3-2 (According to ATHEX BoD Resolution No.20 )

[3] - The information concerning OTC Stock Borrowing Transactions is based on the statements of the Dematerialised Securities System (DSS) operators involved and refers to volumes that have been registered up until the previous working day.

[4] - Average Price (Volume weighted)

[5] - The Data concerning Open Interest before the start of trading session

Lending Products	Underlying Title	Open Interest[5]	Multilateral Transactions[1]				Bilateral Transactions[2]		Stock Borrowing through OTC (volume)[3]	
			Volume(Offered)	Average Weighted	Transactions volume	Average Weighted	Transactions Volume	Average Weighted	Transactions Volume	
TITCBOR	TITAN CEMENT (CB)	---	---	---	---	---	---	---	237,107	
VIOBOR	VIOHALCO SA/NV (CB)	9,141	---	---	---	---	---	---	---	

## Stock Lending Notes

[1] - Multilateral contracts Lending or Borrowing as per Methods 8-1, 8-2 and 8-3-3 (According to ATHEX BoD Resolution No.17)

[2] - Bilateral Contracts Lending or Borrowing as per Methods 8-3-1 and 8-3-2 (According to ATHEX BoD Resolution No.20 )

[3] - The information concerning OTC Stock Borrowing Transactions is based on the statements of the Dematerialised Securities System (DSS) operators involved and refers to volumes that have been registered up until the previous working day.

[4] - Average Price (Volume weighted)

[5] - The Data concerning Open Interest before the start of trading session

## Sectors codification for listed companies

12003-	ETF	10101010	Computer Services
10101015	Software	10102030	Computer Hardware
15101010	Telecommunications Equipment	15102015	Telecommunications Services
20101010	Health Care Facilities	20101025	Health Care Services
20102010	Medical Equipment	20103015	Pharmaceuticals
30101010	Banks	30202000	Diversified Financial Services
30202010	Asset Managers & Custodians	30202015	Investment Services
30302010	Full Line Insurance	30302015	Insurance Brokers
30302025	Property and Casualty Insurance	35101010	Real Estate Holding and Development
35101015	Real Estate Services	35102000	Diversified REITs
35102030	Office REITs	40201040	Rental & Leasing Services: Consumer
40202010	Home Construction	40202015	Household Furnishings
40202020	Household Appliance	40203040	Electronic Entertainment
40203045	Toys	40204020	Clothing & Accessories
40301010	Entertainment	40301030	Publishing
40301035	Radio & TV Broadcasters	40401010	Diversified Retailers
40401020	Apparel Retailers	40401025	Home Improvement Retailers
40401030	Specialty Retailers	40501010	Airlines
40501015	Travel & Tourism	40501020	Casinos & Gambling
40501025	Hotels & Motels	45101015	Distillers & Vintners
45101020	Soft Drinks	45102010	Farming Fishing Ranching & Plantations
45102020	Food Products	45103010	Tobacco
45201010	Food Retailers & Wholesalers	45201020	Personal Products
50101010	Construction	50101030	Cement
50101035	Building Materials: Other	50202010	Electrical Components
50203000	Diversified Industrials	50203015	Plastics
50203030	Containers & Packaging	50204000	Machinery: Industrial
50204020	Machinery: Construction & Handling	50205010	Industrial Suppliers
50205020	Back Office Support HR & Consulting	50205030	Forms & Bulk Printing Services
50206015	Commercial Vehicles & Parts	50206030	Marine Transportation
50206060	Transportation Services	55101000	Diversified Materials
55101020	Textile Products	55102000	General Mining
55102010	Iron & Steel	55102015	Metal Fabricating
55102035	Aluminum	60101000	Integrated Oil & Gas
60101020	Oil Refining and Marketing	65101010	Alternative Electricity
65101015	Conventional Electricity	65102030	Water



**ATHEX**  
Athens Stock Exchange

Λεωφ. Αθηνών 110 104 42 Αθήνα  
110, Athinon Ave. GR 104 42 Athens  
tel. (+30)210-33.66.800, fax (+30)210-33.66.101  
[www.athexgroup.gr](http://www.athexgroup.gr)